

# Crittenden County High School Football Statistical History

(1957-2021, 65 Seasons)



## 1967 Team Captains: Frank Head and Bob Buckalew

### Yellow Highlights

\*Career Statistical Record Held by an Active Player

\*Season or Single Game Record Set in Current Season (2021)

Grey Highlights - Statistical Information is known to be incomplete or has been revised since the end of last season.

This document is copyrighted and any use of the document or the information included within must be approved.

*Last Update: September 18, 2021 - After Hancock County Game*

Quick Reference Guide To Statistical Records	Page 3
Individual Offensive Records	12
Individual Scoring Records	28
Individual Defensive Records	40
Individual Longest Plays and Streaks	49
Team Single Game Records	58
Team Per Game Average Records	61
Team Single Game Point Scoring and Margin Records	63
<b>Largest Comeback Wins and Losses</b>	<b>NEW SECTION</b> 72
Team Win/Loss Season Records by Game	76
Team Win/Loss Records Versus All Opponents	91
Coaching Win/Loss Records	93
Win/Loss Records by Graduating Class	95
Current Season Opponents' Win/Loss Records vs. CC & Statistical Records	
Murray	98
Webster County	100
Madisonville	102
Caldwell County	104
Hancock County	107
Union County	109
Bethlehem	111
Fulton County	113
Russellville	115
Past Season Opponents' Win/Loss Records vs. CC & Statistical Records	
Ballard Memorial	117
Campbellsville	119
Caverna	121
Fort Campbell	123
Fulton City	125
Henderson County	127
Hopkins County Central	129
Kentucky Country Day	131
Paducah Tilghman	133
Stewart County (TN)	135
Todd County Central	137
Trigg County	139
Playoff Single Game Records	141
Jersey Numbers By Season	142
Award Winners (All-State, All-WKC, MVPs, etc.)	155

**RUSHING**

<b>Rushing Yards in a Career</b>	3,911 - David Beverly (1994-1997)
<b>Rushing Yards in a Season</b>	1,616 - Xander Tabor (2019) <i>Senior: 1,581 - Jimmy Hopper (1963)</i> <i>Junior: 1,616 - Xander Tabor (2019)</i> <i>Sophomore: 1,098 - Jeramie Sorina (2006)</i> <i>Freshman: 226 - Maeson Myers (2013)</i>
<b>Rushing Yards in a Game</b>	343 - Jimmy Hopper (1963, Sturgis)

<b>Rushing TDs Scored in a Career</b>	54 - Devon Nesbitt (2018)
<b>Rushing TDs Scored in a Season</b>	24 - Devon Nesbitt (2017) <i>Senior: 23 - Devon Nesbitt (2018)</i> <i>Junior: 24 - Devon Nesbitt (2017)</i> <i>Sophomore: 13 - Jeramie Sorina (2006)</i> <i>Freshman: 3 - Brendan Phillips (2010) and Jeramie Sorina (2005)</i>
<b>Rushing TDs Scored in a Game</b>	6 - Rodney Robertson (2008, Ballard Memorial - Playoffs)
<b>Rushing TDs Scored in a Half</b>	5 - Rodney Robertson (2008, Ballard Memorial - Playoffs, 1st Half)

<b>Rushing Attempts in a Career</b>	608 - David Beverly (1994-1997)
<b>Rushing Attempts in a Season</b>	261 - David Beverly (1996) <i>Senior: 210 - Greg Marrett (1980)</i> <i>Junior: 261 - David Beverly (1996)</i> <i>Sophomore: 214 - Jeramie Sorina (2006)</i> <i>Freshman: 48 - J.D. Gray (2006) and Maeson Myers (2013)</i>
<b>Rushing Attempts in a Game</b>	41 - Jeramie Sorina (2006, Russellville)* <i>* Recognized in State (KHSAA) Record Book</i>

<b>150-Plus Yard Rushing Games in a Career</b>	8 - Ronnie Moss (1986-1988)
<b>150-Plus Yard Rushing Games in a Season</b>	6 - Ronnie Moss (1988)

**PASSING**

<b>Passing Yards in a Career</b>	6,763 - Hunter Boone (2015-2018)
<b>Passing Yards in a Season</b>	2,603 - Hunter Boone (2017)

**QUICK REFERENCE GUIDE**

*Senior: 2,308 - Hunter Boone (2018)*  
*Junior: 2,603 - Hunter Boone (2017)*  
*Sophomore: 1,852 - Hunter Boone (2016)*  
*Freshman: 138 - Hunter Jones (2016)*

**Passing Yards in a Game** 447 - Hunter Boone (2017, Ballard Memorial)

**Most Passing Yards in a Single Half** 282 - Hunter Boone, 2018, Ballard Memorial, (1st Half)  
*\*2nd Most - 280, Luke Crider, 2020, Trigg County, (1st Half)*

**Passing TDs in a Career** 84 - Hunter Boone (2015-2018)

**Passing TDs in a Season** 33 - Hunter Boone (2018)  
*Senior: 33 - Hunter Boone (2018)*  
*Junior: 32 - Hunter Boone (2017)*  
*Sophomore: 18 - Hunter Boone (2016)*  
*Freshman: 2 - Braxton Winders (2017)*

**Passing TDs in a Game** 6 - Hunter Boone (2017, Ballard Memorial)

**Passing TDs in a Half** 5 - Nick Castiller (2015, Fulton County, 1st Half)\*  
*\* Recognized in State (KHSAA) Record Book*

**Passing Completions in a Career** 489 - Hunter Boone (2015-2018)

**Passing Completions in a Season** 171 - Hunter Boone (2017)  
*Senior: 155 - Nick Castiller (2015)*  
*Junior: 171 - Hunter Boone (2017)*  
*Sophomore: 160 - Hunter Boone (2016)*  
*Freshman: 11 - Brian Berry (2007)*

**Passing Completions in a Game** 25 - Hunter Boone (2016, Bethlehem)

**Passing Attempts in a Career** 892 - Hunter Boone (2015-2018)

**Passing Attempts in a Season** 305 - Hunter Boone (2016)  
*Senior: 284 - Nick Castiller (2015)*  
*Junior: 298 - Hunter Boone (2017)*  
*Sophomore: 305 - Hunter Boone (2016)*  
*Freshman: 19 - Brian Berry (2007)*

**Passing Attempts in a Game** 43 - Hunter Boone (2017, Ballard Memorial)

**Most Passing Attempts in a Single Half** 35 - Hunter Boone (2017, Caldwell County, 1st Half)

**Interceptions Thrown in a Career** 54 - Hunter Boone (2015-2018)

**Interceptions Thrown in a Season** 22 - Jamie Curtis (1991)

Senior: 16 - Hunter Boone (2018)  
 Junior: 22 - Jamie Curtis (1991)  
 Sophomore: 21 - Hunter Boone (2016)  
 Freshman: 3 - Hunter Jones (2016)

**Interceptions Thrown in a Game** 6 - Jamie Curtis (1992, Russellville)  
 6 - Hunter Boone (2017, Caldwell County)

**Completion Percentage for a Career** 57.32% - Austin Berry (234/449, 2002-2005)\*  
 (Min. 100 Attempts) \* Must have at least 500 passing attempts and 55% Completion Percentage to be recognized in State (KHSAA) Record Book.

**Completion Percentage for a Season** 60.10% - Austin Berry (122/203, 2004)  
 (Min. 50 Attempts)

**Completion Percentage for a Single Game** 86.67% - Mike Sutton (13/15, 199 Yds. - 1972, Fulton Co.)  
 (Min. 14 Attempts)

**Career Passing TD to Interception Ratio** 2.61 - Austin Berry (47/18, 2002-2005)  
 (Min. 100 Passing TDs and 1.50 Ratio)

**Single Season Passing TD to Interception Ratio** 5.00 - J.D. Gray (10/2, 2008)  
 (Min. 10 Passing TDs and 1.50 Ratio)

**Career 100-Yard Passing Games** 27 - Hunter Boone (2015-2018)

**Single Season 100-Yard Passing Games** 12 - Hunter Boone (2017)

**Career 200-Yard Passing Games** 12 - Hunter Boone (2015-2018)

**Single Season 200-Yard Passing Games** 5 - Nick Castiller (2015)

**Career 300-Yard Passing Games** 4 - Hunter Boone (2015-2018)

**RECEIVING**

**Receiving Yards in a Career** 2,130 - Ethan Dossett (2015-2018)

**Receiving Yards in a Season** 1,273 - Ethan Dossett (2017)\*  
 \* In 2017, recognized as Class A season leader and 6th overall in all classes.  
 Senior: 785 - Ethan Dossett (2018)  
 Junior: 1,273 - Ethan Dossett (2017)  
 Sophomore: 624 - Chad Perryman (1991)  
 Freshman: 226 - Chad Perryman (1990)

**Receiving Yards in a Game** 349 - Ethan Dossett (2017, Ballard Memorial)\*  
 \* Recognized in State (KHSAA) Record Book - 2nd Highest Total (Record: 357)

**Receiving TDs in a Career** 23 - Ethan Dossett (2015-2018)

<b>Receiving TDs in a Season</b>	13 - Ethan Dossett (2017)	<i>Senior: 10 - Ethan Dossett (2018)</i> <i>Junior: 13 - Ethan Dossett (2017)</i> <i>Sophomore: 9 - Preston Morgeson (2020)</i> <i>Freshman: 3 - J.D. Gray (2006)</i>
<b>Receiving TDs in a Game</b>	6 - Ethan Dossett (2017, Ballard Memorial)*	<i>* Recognized in State (KHSAA) and National (NFHS) Record Books - Tied for State Record</i>
<b>Receiving TDs in a Half</b>	4 - Ethan Dossett (2017, Ballard Memorial, 1st Half)**	<i>** Qualifies for National High School Football Record Book</i>

<b>Receptions in a Career</b>	127 - Ethan Dossett (2015-2018)	
<b>Receptions in a Season</b>	70 - Ethan Dossett (2017)	<i>Senior: 56 - Ethan Hunt (2016)</i> <i>Junior: 70 - Ethan Dossett (2017)</i> <i>Sophomore: 34 - Chad Perryman (1991)</i> <i>Freshman: 9 - Chad Perryman (1990) and Preston Morgeson (2019)</i>
<b>Receptions in a Game</b>	13 - Ethan Dossett (2017, Ballard Memorial)	

<b>125-Plus Yard Receiving Games in a Career</b>	6 - Ethan Dossett (2015-2018)
<b>125-Plus Yard Receiving Games in a Season</b>	4 - Ethan Dossett (2017)

**YARDS - OFFENSE**

<b>Yards of Offense (Rush + Pass) in a Career</b>	7,060 - Hunter Boone (2015-2018)
---	----------------------------------

<b>Yards of Offense (Rush + Pass) in a Season</b>	2,758 - Nick Castiller (2015)
---	-------------------------------

<b>Yards from Scrimmage (Rush + Receiving) in a Career</b>	4,024 - David Beverly (1995-1998)
--	-----------------------------------

<b>Yards from Scrimmage (Rush + Receiving) in a Season</b>	1,779 - Xander Tabor (2019)
--	-----------------------------

**DEFENSE**

<b>Tackles in a Career</b>	384 - Tyler Boone (2017-2020)
----------------------------	-------------------------------

**Tackles in a Season** 154 - Wompie Stewart (1985)  
*Senior: 154 - Wompie Stewart (1985)*  
*Junior: 139 - Billy Mills (1981)*  
*Sophomore: 147 - Gavin Dickerson (2016)*  
*Freshman: 99 - Tyler Boone (2017)*

**Tackles in a Game** 26 - Barkley Hughes (1989, Webster County)

**Interceptions in a Career** 21 - T.K. Guess (2002-2005)

**Interceptions in a Season** 10 - T.K. Guess (2004)  
*Senior: 8 - Denis Hodge (1985)*  
*Junior: 10 - T.K. Guess (2004)*  
*Sophomore: 7 - Mike Taylor (1972)*  
*Freshman: 3 - T.K. Guess (2002), Caden McCalister (2017), Tyler Boone (2017), and Preston Morgeson (2019)*

**Interceptions in a Game**  
 3 - Mark Hamby (1975, Russellville)  
 3 - Al Simmons (1981, Greenville)  
 3 - Kyle Myers (1997, Todd County Central)  
 3 - T.K. Guess (2004, Webster County)  
 3 - Jeramie Sorina (2007, Fulton County)

**Tackles for Loss in a Career** 56 - Tyler Boone (2017-2020)

**Tackles for Loss in a Season** 31 - Sean O'Leary (2018)  
*Senior: 31 - Sean O'Leary (2018)*  
*Junior: 18 - Zac Beverly (2001)*  
*Sophomore: 15 - Tyler Boone (2018)*  
*Freshman: 6 - Adam Beavers (2014)*

**Tackles for Loss in a Game** 9 - Sean O'Leary (2018, Union County)

**Sacks in a Career** 18 - Sean O'Leary (2018)

**Sacks in a Season** 11 - Sean O'Leary (2018)  
*Senior: 11 - Sean O'Leary (2018)*  
*Junior: 9 - Dylan Yates (2020)*  
*Sophomore: 7 - Lathen Easley (2018)*  
*Freshman: 5 - Tyler Boone (2017)*

**Sacks in a Game**  
 4 - Mike Wheeler (1979, Russellville)  
 4 - Sean O'Leary (2018, Union County)

**Fumble Recoveries in a Career**  
 9 - Travis Fitzgerald (2012-2015)  
 9 - Caden McCalister (2017-2020)

<b>Fumble Recoveries in a Season</b>	6 - Billy Mills (1982) <i>Senior: 6 - Billy Mills (1982)</i> <i>Junior: 5 - Caden McCalister (2019)</i> <i>Sophomore: 5 - Andrew Freeman (2008)</i> <i>Freshman: 2 - David Hunt (1998), T.K. Guess (2002), &amp; Gaige Courtney (2005)</i>
<b>Fumble Recoveries in a Game</b>	4* - Steve Tinsley (1982, Calloway County) <i>* Recognized in State (KHSAA) Record Book - State Record</i>

<b>Forced Fumbles in a Career</b>	10 - Travis McKinney (2012-2015)
<b>Forced Fumbles in a Season</b>	8 - Nathan Heady (2001) <i>Senior: 8 - Nathan Heady (2001)</i> <i>Junior: 6 - Travis McKinney (2014)</i> <i>Sophomore: 5 - Lathen Easley (2018)</i> <i>Freshman: 2 - Aaron Berry (2006), Gavin Dickerson (2015), and Lathen Easley (2017)</i>
<b>Forced Fumbles in a Game</b>	3 - Nathan Heady (2001, Heath) 3 - Nathan Heady (2001, Russellville) 3 - Travis McKinney (2014, Fulton City)

**SCORING**

<b>TDs Scored in a Career</b>	61 - Devon Nesbitt (2015-2018)
<b>TDs Scored in a Season</b>	28 - Devon Nesbitt (2018) <i>Senior: 28 - Devon Nesbitt (2018)</i> <i>Junior: 26 - Devon Nesbitt (2017)</i> <i>Sophomore: 14 - Ronnie Moss (1987) and Jeramie Sorina (2006)</i> <i>Freshman: 6 - Preston Morgeson (2019)</i>
<b>TDs Scored in a Game</b>	7 - Devon Nesbitt (2018, Ballard Memorial)
<b>TDs Scored in a Half</b>	6 - Devon Nesbitt (2018, Hopkins County Central)

<b>TDs Responsible for in a Career</b> <i>(Includes All TDs plus Passing Touchdowns)</i>	92 - Hunter Boone (2015-2018)
<b>TDs Responsible for in a Season</b>	36 - Hunter Boone (2017) <i>Senior: 35 - Hunter Boone (2018)</i> <i>Junior: 36 - Hunter Boone (2017)</i> <i>Sophomore: 20 - Hunter Boone (2016)</i> <i>Freshman: 6 - Preston Morgeson (2019)</i>
<b>TDs Responsible for in a Game</b>	7 - Devon Nesbitt (2018, Ballard Memorial)



<b>Points Scored in a Career</b>	376 - Devon Nesbitt (2015-2018)
<b>Points Scored in a Season</b>	168 - Devon Nesbitt (2018) <i>Senior: 168 - Devon Nesbitt (2018)</i> <i>Junior: 166 - Devon Nesbitt (2017)</i> <i>Sophomore: 84 - Ronnie Moss (1987) and Jeramie Sorina (2006)</i> <i>Freshman: 36 - Preston Morgeson (2019)</i>
<b>Points Scored in a Game</b>	42 - Devon Nesbitt (2018, Ballard Memorial)

<b>Two-Point Conversions in a Career</b>	8 - Gaige Courtney (2005-2008)
<b>Two-Point Conversions in a Season</b>	7 - Ronnie Moss (1988) <i>Senior: 5 - Blake Gardner (2005)</i> <i>Junior: 7 - Ronnie Moss (1988)</i> <i>Sophomore: 3 - Gavin Dickerson (2016)</i> <i>Freshman: 1 - Caden McCalister (2017)</i>
<b>Two-Point Conversions in a Game</b>	3 - Ronnie Moss (1988, Fulton City)

**SPECIAL TEAMS**

<b>PATs Made in a Career</b>	103 - Noah Perkins (2017-2020)
<b>PATs Made in a Season</b>	48 - Parker Johnson (2018) <i>Senior: 48 - Parker Johnson (2018)</i> <i>Junior: 46 - Noah Perkins (2019)</i> <i>Sophomore: 19 - George Congenie (2003)</i> <i>Freshman: 29 - Micah Hollamon (2010)</i>
<b>PATs Made in a Game</b>	10 - Will Perkins (2016, Fulton County)* <i>* Recognized in State (KHSAA) Record Book</i>

<b>PATs Attempted in a Career</b>	113 - George Congenie (2002-2005)
<b>PATs Attempted in a Season</b>	53 - Parker Johnson (2018) and Noah Perkins (2019) <i>Senior: 53 - Parker Johnson (2018)</i> <i>Junior: 53 - Noah Perkins (2019)</i> <i>Sophomore: 25 - George Congenie (2003)</i> <i>Freshman: 39 - Micah Hollamon (2010)</i>
<b>PATs Attempted in a Game</b>	10 - Will Perkins (2016, Fulton County)

<b>Made PAT % in a Career</b>	91.96% - Noah Perkins 2017-2020 (103/112) Min. 35 Attempts
<b>Made PAT % in a Season</b>	95.24% - Noah Perkins (2020) 40/42 Min. 25 Attempts
	<i>Senior: 95.24% (40/42) - Noah Perkins (2020)</i>
	<i>Junior: 88.64% (39/44) - Will Perkins (2015)</i>
	<i>Sophomore: 76.00% (19/25) - George Congenie (2003)</i>
	<i>Freshman: 74.36% (29/39) - Micah Hollamon (2010)</i>

<b>Field Goals Made in a Career</b>	9 - Micah Hollamon (2010-2013)
<b>Field Goals Made in a Season</b>	5 - Micah Hollamon (2011)
<b>Field Goals Made in a Game</b>	2 - Chad Perryman (1990, Ballard Memorial) 2 - Brad Madden (1999, Murray) 2 - Micah Hollamon (2012, Ballard Memorial) 2 - Parker Johnson (2018, Caldwell County)

<b>Kick Returns for a TD in a Career</b>	3 - Gary Winters (1968-1971) 3 - Shawnte Moss (2001-2004)
<b>Kick Returns for a TD in a Season</b>	2 - Jimmy Hopper (1961) 2 - Gary Winters (1970) 2 - Shawnte Moss (2004) 2 - J.D. Gray (2009) 2 - Maeson Myers (2016)
<b>Kick Returns for a TD in a Game</b>	2 - Jimmy Hopper (1961, Christian County)

<b>Punt Returns for a TD in a Career</b>	3 - Denis Hodge (1982-1985) 3 - J.D. Gray (2006-2009)
--	--

<b>Interception Returns for a TD in a Career</b>	4 - T.K. Guess (2002-2005)
--	----------------------------

<b>Fumble Returns for a TD in a Career</b>	2 - Alex Summers (1981-1984) 2 - Andrew Freeman (2007-2010)
<b>Fumble Returns for a TD in a Season</b>	2 - Alex Summers (1983) 2 - Andrew Freeman (2008)
<b>Fumble Returns for a TD in a Game</b>	2 - Andrew Freeman (2008, Kentucky Country Day)

**LONGEST PLAYS**

**Longest Pass for a TD** 99 Yards - David Cozart to Jerry Jessup (1987, Reidland)\*  
*\* Recognized in State (KHSAA) Record Book - Tied for State Record*

**Longest Rush for a TD** 91 Yards - Steve Davidson (1960, Henderson County)

**Longest Interception Return for a TD** 100 Yards - Jerry Jessup (1989, Webster County)  
*(Longest Interception return without a TD - Dalton Wood - 96 Yards - Caverna, 2019)*

**Longest Fumble Return for a TD** 92 Yards - Mike Hunt (1975, Webster County)

**Longest Punt Return for a TD** 90 Yards - Tim Binkley (1989, Webster County)

**Longest Kickoff Return for a TD** 99 Yards - David Beverly (1996, Fulton County)

**Longest Field Goal** 42 Yards - Brad Madden (1999, Murray)

**Longest Punt** 72 Yards - Chad Perryman (1993, Trigg County)\*  
*\* Recognized in State (KHSAA) Record Book*

**LONGEST STREAKS**


**Most Consecutively Made PATs** 36 - Noah Perkins (2019-2020)\*  
*\* Recognized in State (KHSAA) Record Book*

**Most Consecutive Games with a Touchdown Pass** 14 - Hunter Boone (2016-2017)\* (2-'16, 12-'17)  
*\* Recognized in State (KHSAA) Record Book*

**Most Consecutive Games with at least One Reception** 26 - Ethan Dossett (2016-2018) (1-'16; 13-'17; 12-'18)

**OFFENSE - Rushing Yards**

Rushing Yards in a Career	Name	Carries	Seasons	Avg. Yards Per Carry
3911	David Beverly	608	1994-1997	6.4
3460	Devon Nesbitt	508	2015-2018	6.8
3222	J.D. Gray	495	2006-2009	6.5
3028	Jimmy Hopper	371	1960-1963	8.2
2981	Xander Tabor	419	2017-2020	7.1
2835	Rodney Robertson	464	2005-2008	6.1
2493*	Ronnie Moss	305	1986-1988	8.2
2349	Blake Gardner	318	2002-2005	7.4
2150	Dennis Mott	225	1961-1964	9.6
1973	Donny Beverly	n/a	1989-1992	n/a
1879	Brad Madden	305	1996-1999	6.2
1783	Rusty Miniard	n/a	1983-1986	n/a
1662	Johnny Crider	317	1981-1984	5.2
1659	Jared Asbridge	348	1999-2002	4.8
1645	Greg Belt	312	1996-1998	5.3
1621	Jeramie Sorina	315	2005-2007	5.1
1581	David Hunt	272	1998-2001	5.8
1538	Mike Taylor	n/a	1971-1974	n/a
1521	Donnie Phillips	n/a	1983-1986	n/a



Stats Incomplete - Revised 2019

Minimum 1500

\* Ronnie Moss - Career Rushing Yards (Fr. 30, Soph. 958, Jr. 1505, Sr. 0). Previously reported as 3,486 Yards.

Rushing Yards in a Season	Name	Carries	Season	Avg. Yards Per Carry
1616	Xander Tabor	209	2019	7.7
1581	Jimmy Hopper	n/a	1963	n/a
1505	Ronnie Moss	163	1988	9.2
1457	Devon Nesbitt	189	2018	7.7
1433	Rodney Robertson	182	2008	7.9
1400*	Jimmy Hopper	200	1962	7.0
1355	David Beverly	261	1996	5.2
1296	Dennis Mott	131	1963	9.9
1289	Devon Nesbitt	189	2017	6.8
1230	Blake Gardner	132	2005	9.3
1192	J.D. Gray	163	2009	7.3
1129	J.D. Gray	160	2008	7.1
1098	Jeramie Sorina	214	2006	5.1
1090	David Beverly	184	1997	5.9
1077	David Hunt	155	2001	6.9
1056	David Beverly	148	1995	7.1
1039	Rusty Miniard	n/a	1986	n/a
1034	Brad Madden	150	1998	6.9
1027	Rodney Robertson	175	2007	5.9
1017	Greg Marrett	210	1980	4.8

(7th in Class A 2018)

Stats Incomplete

\* Only known information is from a 1962 Paducah Sun article stating Hopper had ran for 1,400 yards on 200 carries.

Minimum 1000


Rushing Yards in a Game	Name	Carries	Season	Avg. Yards Per Carry	Opponent
343	Jimmy Hopper	22	1963	15.6	Sturgis
308	Jeramie Sorina	33	2006	9.3	Caverna
271	Jeramie Sorina	41	2006	6.6	Russellville
266	Blake Gardner	21	2005	12.7	Russellville
259	David Beverly	40	1996	6.5	Russellville
258	Rodney Robertson	31	2008	8.3	Lake County (TN)
252	Devon Nesbitt	40	2017	6.3	Bethlehem - Playoff
249	Ronnie Moss	8	1988	31.1	Reidland
233	Rodney Robertson	13	2008	17.9	Kentucky Country Day
226	Ronnie Moss	11	1988	20.5	Ballard Memorial
222	Devon Nesbitt	24	2017	9.3	Hopkins County Central
220	Blake Gardner	19	2005	11.6	Caverna
219	Jimmy Hopper	n/a	1963	n/a	Henderson Douglas
218	Xander Tabor	28	2019	7.8	Russellville
216	Jimmy Hopper	21	1962	10.3	Russellville
216	Brian Berry	25	2009	8.6	Caldwell County
216	Grant Gardner	33	2012	6.5	Hopkins County Central
215	David Beverly	22	1997	9.8	Heath
215	Lane Wallace	23	2014	9.3	Hopkins County Central
214	Rodney Robertson	17	2008	12.6	Ballard Memorial
212	Xander Tabor	25	2019	8.5	Fulton County
211	Jared Asbridge	39	2001	5.4	Fulton City
208	Donny Beverly	36	1992	5.8	Dexter (MO)
205	J.D. Gray	20	2009	10.3	Mayfield
202	David Beverly	30	1996	6.7	Trigg County
201	David Hunt	19	2001	10.6	Webster County
201	Xander Tabor	28	2019	7.2	Trigg County
200	Devon Nesbitt	21	2018	9.5	Trigg County
200	Donny Beverly	24	1992	8.3	Reidland
198	J.D. Gray	17	2007	11.6	Ballard Memorial
197	Jerry Jessup	n/a	1989	n/a	Webster County
196	Johnny Crider	9	1984	21.8	Hancock County

196	Ronnie Moss	25	1988	7.8	Webster County
194	Dennis Mott	25	1963	7.8	Russellville
192	Preston Morgeson	27	2021	7.1	Hancock County
190	Gary Winters	22	1971	8.6	Fulton City
190	Ronnie Moss	18	1987	10.6	Webster County
190	Devon Nesbitt	19	2018	10.0	Ballard Memorial
190	Xander Tabor	18	2019	10.6	Webster County
189	Rusty Miniard	18	1985	10.5	Greenville
189	Bryce Willis	28	2011	6.8	Ballard Memorial
189	Devon Nesbitt	18	2018	10.5	Fulton County
187	David Beverly	27	1997	6.9	Fulton City
187	David Beverly	20	1997	9.4	Reidland
185	Grant Gardner	19	2011	9.7	Union County
184	Steve Thompson	27	1999	6.8	Trigg County
183	Dennis Mott	n/a	1963	n/a	Providence
182	Rusty Miniard	18	1986	10.1	Graves County
181	David Beverly	21	1995	8.6	Webster County
179	Ronnie Moss	11	1988	16.3	Hancock County
179	Ronnie Moss	31	1988	5.8	Fulton County
179	Rodney Robertson	26	2007	6.9	Webster County
179	Dustin Hernandez	14	2011	12.8	Hopkins County Central
177	Denis Hodge	n/a	1984	n/a	McLean County
177	Rodney Robertson	27	2007	6.6	Fulton City
177	J.D. Gray	23	2009	7.7	Holy Cross (Louisville)
175	Rusty Miniard	n/a	1986	n/a	South Hopkins
175	Greg Belt	29	1998	6.0	Todd County Central
173	Jimmy Hopper	n/a	1963	n/a	Providence
171	Xander Tabor	27	2018	6.3	Russellville
170	Jamie Champion	38	1963	4.5	Daviess County
170	David Beverly	22	1995	7.7	Mayfield
170	Devon Nesbitt	22	2018	7.7	Bethlehem - Playoff

Minimum 170

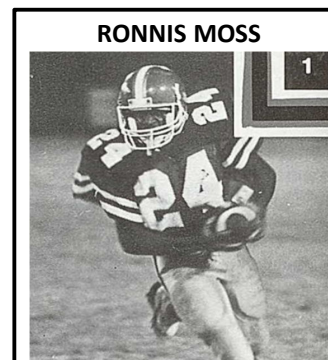
**OFFENSE - Rushing Touchdowns**

Rushing Touchdowns Scored in a Career	Name	Seasons
54	Devon Nesbitt	2015-2018
40	J.D. Gray	2006-2009
39	Dennis Mott	1961-1964
38	Xander Tabor	2017-2020
37	David Beverly	1994-1997
36	Ronnie Moss	1986-1988
34	Rodney Robertson	2005-2008
30	Jimmy Hopper	1961-1963
29	Brad Madden	1996-1999
25	Andrew Freeman	2007-2010
23	Blake Gardner	2002-2005
21	T.K. Guess	2002-2005
21	Jeramie Sorina	2005-2007
19	Brian Berry	2007-2010
19	Nick Castiller	2012-2015
18	Donny Beverly	1989-1992
18	Sean Thompson	2000-2003
18	Demetric Moss	2000-2003
17	Lane Wallace	2011-2014
16	Denis Hodge	1982-1985
15	Donnie Phillips	1983-1986
15	Dylan Hollis	2012-2015



Minimum 15

Rushing Touchdowns Scored in a Season	Name	Season
24	Devon Nesbitt	2017
23	Devon Nesbitt	2018
22	Jimmy Hopper	1963
21	Ronnie Moss	1988
21	Rodney Robertson	2008
20	Dennis Mott	1963
19	Brad Madden	1998
17	Dennis Mott	1964
17	Xander Tabor	2019
16	David Beverly	1996
15	J.D. Gray	2009
15	Nick Castiller	2015
14	J.D. Gray	2008
14	Brian Berry	2009
14	Andrew Freeman	2010
13	Danny Hodges	1975
13	Ronnie Moss	1987
13	Jeramie Sorina	2006
13	Xander Tabor	2020
12	David Beverly	1997
12	Sean Thompson	2002




12	Blake	Gardner	2005
12	Rodney	Robertson	2007
12	Greg	Marrett	1980
11	Denis	Hodge	1985
11	Demetric	Moss	2002
11	T.K.	Guess	2005
10	Donny	Beverly	1991
10	Steve	Thompson	1999
10	J.D.	Gray	2007
10	Andrew	Freeman	2009

Minimum 10

Rushing Touchdowns Scored in a Game	Name	Season	Opponent
6	Rodney Robertson	2008	Ballard Memorial - Playoff
5	Jimmy Hopper	1963	Sturgis
5	Jeff Matz	1980	Greenville
5	Ronnie Moss	1988	Reidland
5	Jeramie Sorina	2006	Caverna
5	J.D. Gray	2007	Ballard Memorial
5	Rodney Robertson	2008	Lake County (TN)
5	Devon Nesbitt	2018	Ballard Memorial
4	Jimmy Hopper	1963	Providence
4	Jimmy Hopper	1963	Henderson Douglas
4	Dennis Mott	1964	Warren County
4	Dennis Mott	1964	Bowling Green High Street
4	Dennis Mott	1964	Christian County
4	Demetric Moss	2002	Fulton City
4	Jeramie Sorina	2006	Russellville
4	Rodney Robertson	2007	Union County
4	Lane Wallace	2014	Hopkins County Central
4	Devon Nesbitt	2017	Hopkins County Central
4	Devon Nesbitt	2017	Caverna - Playoff
4	Devon Nesbitt	2017	Bethlehem - Playoff
4	Devon Nesbitt	2018	Fulton County
4	Devon Nesbitt	2018	Hopkins County Central
4	Xander Tabor	2020	Trigg County

Minimum 4





**OFFENSE - Rushing Attempts**

Rushing Attempts in a Career	Name	Seasons
608	David Beverly	1994-1997
508	Devon Nesbitt	2015-2018
495	J.D. Gray	2006-2009
464	Rodney Robertson	2005-2008
419	Xander Tabor	2017-2020
371	Jimmy Hopper	1961-1963
354	Donny Beverly	1989-1992
348	Jared Asbridge	1999-2002
318	Blake Gardner	2002-2005
317	Johnny Crider	1984-1981
315	Jeramie Sorina	2005-2007
312	Greg Belt	1996-1998
309	Grant Gardner	2009-2012
305	Ronnie Moss	1986-1988
305	Brad Madden	1996-1999
283	Lane Wallace	2011-2014
282	Steve Thompson	1996-1999
281	Mike Taylor	1971-1974
280	Jeremy Poindexter	1993-1996
278	Nick Castiller	2012-2015
272	David Hunt	1998-2001
263	Andrew Freeman	2007-2010

Minimum 250

Rushing Attempts in a Season	Name	Season
261	David Beverly	1996
214	Jeramie Sorina	2006
210	Greg Marrett	1980
209	Xander Tabor	2019
202	Grant Gardner	2012
200	Jimmy Hopper	1962
192	Steve Thompson	1999
189	Devon Nesbitt	2017
189	Devon Nesbitt	2018
184	David Beverly	1997
182	Rodney Robertson	2008
175	Rodney Robertson	2007
172	Donny Beverly	1992
168	Greg Belt	1998
164	Lane Wallace	2014



163	Jimmy	Hopper	1963	Stats Incomplete
163	Ronnie	Moss	1988	
163	J.D.	Gray	2009	
160	J.D.	Gray	2008	
159	Nick	Castiller	2015	
157	Mike	Taylor	1972	
155	David	Hunt	2001	
150	Brad	Madden	1998	
148	David	Beverly	1995	
146	Danny	Hodges	1975	
146	Johnny	Crider	1984	
143	Greg	Belt	1997	
140	Ronnie	Moss	1987	
138	Steve	Tinsley	1982	
137	Brad	Madden	1999	
133	Jared	Asbridge	2002	
132	Donnie	Phillips	1985	
132	Blake	Gardner	2005	
131	Dennis	Mott	1963	Stats Incomplete
130	Jared	Asbridge	2001	



Minimum 130

Rushing Attempts in a Game	Name	Season	Opponent
41	Jeramie Sorina	2006	Russellville
40	David Beverly	1996	Russellville
40	Devon Nesbitt	2017	Bethlehem - Playoff
39	Jared Asbridge	2001	Fulton City
38	Jamie Champion	1963	Daviess County
38	David Beverly	1996	Fulton City
36	Donny Beverly	1992	Dexter (MO)
34	Devon Nesbitt	2018	Campbellsville - Playoff
33	Jeramie Sorina	2006	Caverna
32	Grant Gardner	2012	Hopkins County Central
32	Xander Tabor	2020	Union County
31	Ronnie Moss	1988	Fulton County
31	Rodney Robertson	2008	Lake County (TN)
31	Andrew Freeman	2010	Massac County (IL)
30	Greg Marrett	1980	Greenville
30	David Beverly	1996	Trigg County
30	Greg Belt	1998	Russellville
29	Jimmy Hopper	1962	Owensboro Catholic
29	Danny Hodges	1975	Trigg County
29	Greg Belt	1998	Todd County Central
28	Steve Thompson	1999	Russellville
28	Grant Gardner	2012	Union County
28	Xander Tabor	2019	Trigg County
28	Xander Tabor	2019	Russellville
27	Greg Marrett	1980	Reidland
27	David Beverly	1997	Fulton City
27	Steve Thompson	1999	Trigg County
27	Rodney Robertson	2007	Fulton City
27	Lane Wallace	2013	Webster County
27	Devon Nesbitt	2018	Caldwell County
27	Xander Tabor	2018	Russellville
27	Preston Morgeson	2021	Hancock County
28	Xander Tabor	2019	Russellville - Playoffs
26	Rodney Robertson	2007	Webster County
26	Devon Nesbitt	2017	Russellville
25	Dennis Mott	1963	Russellville
25	Steve Tinsley	1981	Greenville
25	Ronnie Moss	1988	Webster County
25	Jeramie Sorina	2006	Russellville
25	Rodney Robertson	2008	Ballard Memorial
25	Grant Gardner	2012	Trigg County
25	Xander Tabor	2019	Fulton County



Minimum 25

## OFFENSE - Passing Yards

Passing Yards in a Career	Name	Completions	Attempts	Seasons
6763	Hunter Boone	489	892	2015-2018
3744	Austin Berry	227	396	2002-2005
2814	Nick Castiller	234	449	2012-2015
2813	Jamie Curtis	182	426	1989-1992
2623	Luke Crider	177	329	2018-Present
2172	J.D. Gray	174	320	2006-2009
1840	Turner Martin	146	362	1978-1981
1757	Sean Thompson	110	281	2000-2004
1515	Doug Campbell	95	220	1995-1998
1432	Zach Brantley	102	249	1998-2001
1233	Travis Gilbert	140	279	2010-2013
1180	David Cozart	62	194	1985-1988



1111	Al	Simmons	102	227	1980-1983
1035	Mike	Sutton	n/a	n/a	1969-1972



Minimum 1000

Passing Yards in a Season	Name	Completions	Attempts	Season
2603	Hunter Boone	154	298	2017
2308	Hunter Boone	164	274	2018
2021	Nick Castiller	155	284	2015
2017	Austin Berry	122	203	2004
1801	Hunter Boone	160	305	2016
1486	Austin Berry	83	152	2005
1398	Luke Crider	86	170	2020
1193	Jamie Curtis	88	203	1991
1065	Jamie Curtis	67	141	1992
1009	Sean Thompson	62	154	2003
975	Taylor Polk	68	123	2006
971	Turner Martin	58	139	1980
911	Zach Brantley	63	133	2000
871	J.D. Gray	66	123	2008
865	David Cozart	43	123	1987
833	Brian Shemwell	64	145	1996
820	Mike Sutton	55	108	1972
820	Doug Campbell	56	122	1997
819	Al Simmons	72	134	1983
804	Hunter Jones	52	107	2019
773	Nick Castiller	77	161	2014
680	Luke Crider	47	83	2021

(2nd in Class A 2017)  
(2nd in Class A 2018)



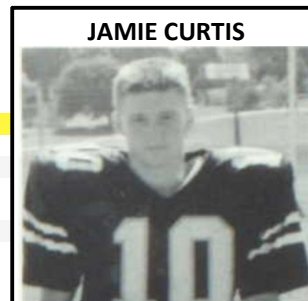
Minimum 750

Passing Yards in a Game	Name	Completions	Attempts	Season	Opponent
447	Hunter Boone	23	43	2017	Ballard Memorial
361	Hunter Boone	15	30	2018	Ballard Memorial
325	Hunter Boone	22	29	2018	Webster County
306	Hunter Boone	15	35	2017	Caldwell County
304	Austin Berry	24	36	2004	Hancock County
299	Hunter Boone	24	38	2018	Trigg County
290	Hunter Boone	13	19	2017	Stewart County (TN)
280	Luke Crider	6	10	2020	Trigg County
251	Austin Berry	21	30	2004	Mayfield
251	Nick Castiller	21	36	2014	Muhlenberg County
251	Hunter Boone	19	23	2017	Webster County
250	Nick Castiller	17	38	2015	Russellville
246	Austin Berry	16	19	2005	Union County
245	Luke Crider	9	14	2021	Webster County
244	Hunter Boone	25	33	2016	Bethlehem
241	Austin Berry	13	21	2005	Metcalfe County
229	Hunter Boone	14	27	2016	Todd County Central
227	Jimmy Hughes	13	35	1976	Reidland
226	Turner Martin	10	18	1980	Calloway County
221	Nick Castiller	21	38	2015	Union County
217	Hunter Boone	16	24	2016	Fort Knox
217	Hunter Boone	13	21	2018	Hopkins County Central
213	Hunter Boone	18	28	2016	Webster County
213	Luke Crider	9	11	2020	Caverna
210	Austin Berry	10	19	2005	Caldwell County
209	Nick Castiller	10	24	2015	Todd County Central
206	Doug Campbell	10	20	1997	McLean County
206	Taylor Polk	7	10	2006	Logan County
203	Nick Castiller	6	8	2015	Fulton County
202	Austin Berry	5	9	2004	McLean County
201	Nick Castiller	11	19	2015	McLean County
201	Hunter Jones	10	13	2019	Caverna
200	Austin Berry	12	14	2004	Calloway County

Minimum 200

## OFFENSE - Passing Completions


Passing Completions in a Career	Name	Seasons
489	Hunter Boone	2015-2018
234	Nick Castiller	2012-2015
227	Austin Berry	2002-2005
182	Jamie Curtis	1989-1992
177	Luke Crider	2018-Present
174	J.D. Gray	2006-2009
146	Turner Martin	1978-1981
140	Travis Gilbert	2010-2013
110	Sean Thompson	2000-2003
102	Al Simmons	1980-1983
102	Zach Brantley	1998-2001
95	Doug Campbell	1995-1998





Minimum 90

Passing Completions in a Season	Name	Season	
171	Hunter Boone	2017	
160	Hunter Boone	2016	
155	Nick Castiller	2015	
154	Hunter Boone	2018	
122	Austin Berry	2004	
88	Jamie Curtis	1991	
86	Luke Crider	2020	
83	Sean Thompson	2003	
83	Austin Berry	2005	
77	Nick Castiller	2014	
72	Al Simmons	1983	
68	Taylor Polk	2006	
67	Jamie Curtis	1992	
66	Brad Gilbert	1989	
66	J.D. Gray	2008	
64	Brian Shemwell	1996	
63	Zach Brantley	2000	
62	Travis Gilbert	2012	
60	Turner Martin	1981	
59	J.D. Gray	2009	
58	Turner Martin	1980	
57	Brian Berry	2010	
56	Doug Campbell	1997	
55	Mike Sutton	1972	
54	Jimmy Hughes	1976	Stats Incomplete
52	Hunter Jones	2019	
50	Nathan Boone	1994	
47	Luke Crider	2021	After Week 4




Minimum 50

Passing Completions in a Game	Name	Season	Opponent
25	Hunter Boone	2016	Bethlehem
24	Austin Berry	2004	Hancock County
23	Hunter Boone	2018	Trigg County
23	Hunter Boone	2017	Ballard Memorial
22	Nick Castiller	2015	Bethlehem
22	Hunter Boone	2018	Webster County
21	Austin Berry	2004	Mayfield
21	Nick Castiller	2014	Muhlenberg County
21	Nick Castiller	2015	Union County
21	Hunter Boone	2017	Union County
19	Butch McWilliams	1966	Owensboro Catholic
19	Hunter Boone	2017	Webster County
19	Luke Crider	2021	Caldwell County
18	Hunter Boone	2016	Webster County
18	Hunter Boone	2016	Fort Knox
17	Turner Martin	1981	Union County
17	Nick Castiller	2015	Russellville
17	Nick Castiller	2015	Ballard Memorial
17	Hunter Boone	2016	Hopkins County Central
17	Hunter Boone	2017	Trigg County
16	Austin Berry	2005	Union County
16	J.D. Gray	2007	Glasgow
15	Butch McWilliams	1965	Henderson City
15	Hunter Boone	2017	Caldwell County
15	Hunter Boone	2018	Ballard Memorial
14	Jimmy Hughes	1976	Heath
14	Zach Brantley	2000	Murray*
14	Bryce Willis	2011	Hancock County
14	Hunter Boone	2016	Todd County Central
14	Hunter Boone	2016	McLean County

Minimum 14

**OFFENSE - Passing Attempts**

Passing Attempts in a Career	Name	Seasons	
892	Hunter Boone	2015-2018	
449	Nick Castiller	2012-2015	
426	Jamie Curtis	1989-1992	
396	Austin Berry	2002-2005	
362	Turner Martin	1978-1981	Stats Incomplete
329	Luke Crider	2018-Present	After Week 4
320	J.D. Gray	2006-2009	
281	Sean Thompson	2000-2003	
279	Travis Gilbert	2010-2013	
249	Zach Brantley	1998-2001	
227	Al Simmons	1980-1983	Stats Incomplete
220	Doug Campbell	1995-1998	




212	Brian	Shemwell	1995-1996	
210	Mike	Sutton	1969-1972	Stats Incomplete




Minimum 200

Passing Attempts in a Season	Name	Season	
305	Hunter Boone	2016	
298	Hunter Boone	2017	
284	Nick Castiller	2015	
274	Hunter Boone	2018	
203	Jamie Curtis	1991	
203	Austin Berry	2004	
170	Luke Crider	2020	
161	Nick Castiller	2014	
160	Turner Martin	1981	
154	Nathan Boone	1994	
154	Sean Thompson	2003	
152	Austin Berry	2005	
145	Brian Shemwell	1996	
141	Jimmy Hughes	1976	Stats Incomplete
141	Jamie Curtis	1992	
139	Turner Martin	1980	
134	Al Simmons	1983	
133	Zach Brantley	2001	
130	Jimmy Hughes	1977	
126	Sean Thompson	2002	



Minimum 125

Passing Attempts in a Game	Name	Season	Opponent
43	Hunter Boone	2017	Ballard Memorial
42	Butch McWilliams	1966	Owensboro Catholic
40	Hunter Boone	2016	Hopkins County Central
39	Hunter Boone	2016	Bethlehem
38	Nick Castiller	2015	Union County
37	Luke Crider	2021	Caldwell County
38	Nick Castiller	2015	Russellville
38	Hunter Boone	2018	Trigg County
36	Nick Castiller	2014	Muhlenberg County
36	Austin Berry	2004	Hancock County
35	Butch McWilliams	1965	Henderson City
35	Jimmy Hughes	1976	Reidland
35	Nick Castiller	2015	Bethlehem
35	Hunter Boone	2017	Caldwell County
34	Turner Martin	1979	Russellville
34	Hunter Boone	2017	Trigg County
34	Hunter Boone	2017	Union County
33	Turner Martin	1981	Union County
31	Victor Polk	1969	Sturgis
31	Jimmy Hughes	1976	Caldwell County
31	Hunter Boone	2016	McLean County
31	Hunter Boone	2016	Union County
31	Bob Buckalew	1967	Fort Campbell
30	Austin Berry	2004	Mayfield
30	Nick Castiller	2015	Ballard Memorial
30	Hunter Boone	2018	Ballard Memorial
29	Turner Martin	1980	Ballard Memorial
29	Nathan Boone	1994	Fulton County
29	Hunter Boone	2018	Webster County
28	J.D. Gray	2007	Glasgow
28	Nathan Boone	1994	Todd County Central
28	Hunter Boone	2016	Webster County
27	Turner Martin	1981	Caldwell County
27	Hunter Boone	2016	Todd County Central
27	Hunter Boone	2016	Caldwell County
27	Hunter Boone	2018	Caldwell County
26	Sean Thompson	2003	Union County
26	Brian Shemwell	1995	Trigg County
26	Jamie Curtis	1991	Lone Oak



Minimum 26

**OFFENSE - Passing Touchdowns**

Passing Touchdowns in a Career	Name	Seasons	
84	Hunter Boone	2015-2018	
47	Austin Berry	2002-2005	
36	Luke Crider	2018-Present	After Week 4
24	J.D. Gray	2006-2009	
21	Nick Castiller	2012-2015	
19	Jamie Curtis	1989-1992	
17	Mike Sutton	1969-1972	Stats Incomplete
15	David Cozart	1985-1988	
15	Sean Thompson	2000-2003	



14	Turner	Martin	1978-1981	Stats Incomplete
13	Hunter	Jones	2016-2019	
11	Taylor	Polk	2003-2006	
11	Brian	Berry	2007-2010	
10	Al	Simmons	1980-1983	Stats Incomplete
10	Zach	Brantley	1998-2001	
10	Butch	McWilliams	1963-1966	Stats Incomplete



Minimum 10

Passing Touchdowns in a Season	Name	Season	
33	Hunter	Boone	2018
32	Hunter	Boone	2017
29	Austin	Berry	2004
19	Luke	Crider	2020
18	Hunter	Boone	2016
17	Austin	Berry	2005
17	Nick	Castiller	2015
12	Mike	Sutton	1972
11	Taylor	Polk	2006
11	Brian	Berry	2010
11	Hunter	Jones	2019
11	Luke	Crider	2019
10	J.D.	Gray	2008
9	J.D.	Gray	2009
8	Larry	Orr	1963
8	Buddy	McDaniel	1985
8	David	Cozart	1987
8	Jamie	Curtis	1991
8	Jamie	Curtis	1992
8	Brian	Shemwell	1996
8	Sean	Thompson	2003
7	Doug	Campbell	1998
7	Sean	Thompson	2002
6	Turner	Martin	1980
6	Al	Simmons	1983
6	Luke	Crider	2021
5	Butch	McWilliams	1965
5	Turner	Martin	1981
5	Nathan	Boone	1994
5	Zach	Brantley	2000
5	Zach	Brantley	2001
5	J.D.	Gray	2007

After Week 4

Stats Incomplete



Minimum 5

Passing Touchdowns in a Game	Name	Season	Opponent
6	Hunter	Boone	Ballard Memorial
5	Nick	Castiller	Fulton County
5	Hunter	Boone	Fort Knox
5	Hunter	Boone	Stewart County (TN)
4	Austin	Berry	Fulton City
4	Austin	Berry	McLean County
4	Austin	Berry	Webster County
4	Taylor	Polk	Logan County
4	Hunter	Boone	Fulton City
4	Hunter	Boone	Webster County
4	Hunter	Boone	Union County
4	Luke	Crider	Caverna - Playoff
4	Luke	Crider	Caverna
3	Larry	Orr	Christian County
3	Larry	Orr	Henderson Douglas
3	Mike	Sutton	Fulton County
3	Darron	Holliman	South Hopkins
3	David	Cozart	Caldwell County
3	Sean	Thompson	Muhlenberg North
3	Austin	Berry	Calloway County
3	Austin	Berry	Hancock County
3	Austin	Berry	Mayfield
3	Austin	Berry	Russellville
3	Austin	Berry	Union County
3	Austin	Berry	Webster County
3	J.D.	Gray	Webster County
3	Bryce	Willis	Webster County
3	Brian	Berry	Fulton County
3	Brian	Berry	Mayfield
3	Hunter	Boone	Fulton City
3	Hunter	Boone	Bethlehem
3	Hunter	Boone	Caldwell County
3	Hunter	Boone	Webster County
3	Hunter	Boone	Fulton County
3	Hunter	Boone	Caverna
3	Hunter	Boone	Trigg County
3	Hunter	Boone	Ballard Memorial
3	Hunter	Boone	Hopkins County Central

3	Hunter	Jones	2019	Webster County
3	Hunter	Jones	2019	Ballard Memorial
3	Luke	Crider	2020	Fulton County
3	Luke	Crider	2021	Webster County

Minimum 3

### OFFENSE - Interceptions (Passing)

Interceptions Thrown in a Career	Name	Seasons	
54	Hunter Boone	2015-2018	
50	Jamie Curtis	1989-1992	
26	Turner Martin	1978-1981	Stats Incomplete
23	David Cozart	1985-1988	
23	Luke Crider	2018-Present	After Week 4
21	Al Simmons	1980-1983	Stats Incomplete
20	Doug Campbell	1995-1998	
18	Austin Berry	2002-2005	
17	Brian Shemwell	1995-1996	
17	Nick Castiller	2012-2015	
15	Sean Thompson	2000-2003	
15	J.D. Gray	2006-2009	
12	Buddy McDaniel	1982-1985	
12	Zach Brantley	1998-2001	
12	Travis Gilbert	2010-2013	

Minimum 12

Interceptions Thrown in a Season	Name	Season
22	Jamie Curtis	1991
21	Hunter Boone	2016
18	David Cozart	1987
16	Hunter Boone	2017
16	Hunter Boone	2018
16	Luke Crider	2020
14	Al Simmons	1983
14	Jamie Curtis	1990
14	Jamie Curtis	1992
12	Turner Martin	1981
11	Doug Campbell	1998
11	Sean Thompson	2003
11	Nick Castiller	2015
10	Brian Shemwell	1996
10	Taylon Polk	2006
9	Turner Martin	1980
9	Doug Campbell	1997
9	Austin Berry	2005
9	J.D. Gray	2007

Minimum 9

Interceptions Thrown in a Game	Name	Season	Opponent
6	Jamie Curtis	1992	Russellville
6	Hunter Boone	2017	Caldwell County
5	Jamie Curtis	1991	Trigg County
4	Buddy McDaniel	1984	Murray
4	Jamie Curtis	1990	Fulton County
4	Jamie Curtis	1991	Caldwell County
4	Jamie Curtis	1992	Caldwell County
4	Lee Conrad	1995	Lone Oak
4	Doug Campbell	1998	Caldwell County
4	Bryce Willis	2010	Caldwell County
4	Hunter Boone	2016	McLean County
4	Hunter Boone	2016	Bethlehem
4	Bob Buckalew	1967	Fort Campbell
4	Hunter Jones	2019	Union County
3	Occurred 21 times.		

Minimum 3

### OFFENSE - Completion Percentage

Career Completion Percentage	Name	Completions	Attempts	Seasons
57.32%	Austin Berry	227	396	2002-2005
54.82%	Hunter Boone	489	892	2015-2018
54.38%	J.D. Gray	174	320	2006-2009
54.35%	Brian Berry	75	138	2007-2010
54.33%	Taylon Polk	69	127	2003-2006
53.80%	Luke Crider	177	329	2018-Present
52.12%	Nick Castiller	234	449	2012-2015
50.18%	Travis Gilbert	140	279	2010-2013
48.82%	Hunter Jones	62	127	2016-2019
44.93%	Al Simmons	102	227	1980-1983

44.00%	Buddy	McDaniel	66	150	1982-1985	
43.18%	Doug	Campbell	95	220	1995-1998	
42.72%	Jamie	Curtis	182	426	1989-1992	
41.98%	Brian	Shemwell	89	212	1995-1996	
40.96%	Zach	Brantley	102	249	1998-2001	
40.95%	Mike	Sutton	86	210	1969-1972	Stats Incomplete
40.33%	Turner	Martin	146	362	1978-1981	Stats Incomplete

Minimum 40% Completion Percentage and Minimum 100 Attempts

Season Completion Percentage	Name	Completions	Attempts	Season
60.10%	Austin Berry	122	203	2004
57.89%	Luke Crider	44	76	2019
57.38%	Hunter Boone	171	298	2017
56.73%	J.D. Gray	59	104	2009
<b>56.63%</b>	<b>Luke Crider</b>	<b>47</b>	<b>83</b>	<b>2021</b>
56.20%	Hunter Boone	154	274	2018
55.71%	Travis Gilbert	39	70	2013
55.28%	Taylor Polk	68	123	2006
54.61%	Austin Berry	83	152	2005
54.58%	Nick Castiller	155	284	2015
53.73%	Al Simmons	72	134	1983
53.66%	J.D. Gray	66	123	2008
52.69%	J.D. Gray	49	93	2007
52.46%	Hunter Boone	160	305	2016
52.29%	Brian Berry	57	109	2010
51.67%	Travis Gilbert	62	120	2012
50.93%	Mike Sutton	55	108	1972
50.59%	Luke Crider	86	170	2020



Minimum 50% Completion Percentage and Minimum 50 Attempts

Game Completion Percentage	Name	Completions	Attempts	Season	Opponent	Yards
86.67%	Mike Sutton	13	15	1972	Fulton County	199
85.71%	Austin Berry	12	14	2004	Calloway County	200
84.21%	Austin Berry	16	19	2005	Union County	246
82.61%	Hunter Boone	19	23	2017	Webster County	251
76.47%	Al Simmons	13	17	1983	Heath	120
75.86%	Hunter Boone	22	29	2018	Webster County	325
75.00%	Hunter Boone	18	24	2016	Fort Knox	217
75.00%	Nick Castiller	12	16	2015	Webster County	155
73.33%	Luke Crider	11	15	2019	Russellville - Playoffs	126
72.22%	Jamie Curtis	13	18	1991	Ballard Memorial	177
71.43%	Nick Castiller	10	14	2015	Hopkins County Central	126
70.00%	Austin Berry	21	30	2004	Mayfield	251
<b>68.75%</b>	<b>Luke Crider</b>	<b>11</b>	<b>16</b>	<b>2021</b>	<b>Hancock County</b>	<b>113</b>
68.42%	Hunter Boone	13	19	2017	Stewart County (TN)	290
68.42%	Hunter Boone	13	19	2017	Bethlehem - Playoff	166
67.65%	Travis Gilbert	23	34	2013	Muhlenberg County	144
66.67%	Austin Berry	24	36	2004	Hancock County	304
66.67%	Taylor Polk	10	15	2006	Metcalfe County	126
66.67%	Hunter Boone	12	18	2017	Fulton County	175
66.67%	Hunter Boone	12	18	2018	Union County	191
64.29%	Hunter Boone	18	28	2016	Webster County	213
64.29%	Austin Berry	9	14	2005	Calloway County	232
<b>64.29%</b>	<b>Luke Crider</b>	<b>9</b>	<b>14</b>	<b>2021</b>	<b>Webster County</b>	<b>245</b>
64.10%	Hunter Boone	25	39	2016	Bethlehem	244
63.64%	Bryce Willis	14	22	2011	Hancock County	197
63.16%	Hunter Boone	24	38	2018	Trigg County	299
62.50%	Brian Berry	10	16	2010	Hopkins County Central	170
62.50%	Brian Berry	10	16	2010	Mayfield	126
61.90%	Austin Berry	13	21	2005	Metcalfe County	241
61.90%	Hunter Boone	13	21	2018	Hopkins County Central	217
61.76%	Hunter Boone	21	34	2017	Union County	132
60.00%	Hunter Boone	9	15	2016	Fulton City	142

Minimum 60% Completion Percentage and Minimum 14 attempts

**OFFENSE - Passer Rating (per NCAA formula)**

Passer Rating in a Career	Name	Attempts	Seasons
166.82	Austin Berry	396	2002-2005
<b>142.90</b>	<b>Luke Crider</b>	<b>329</b>	<b>2018-Present</b>
137.48	Hunter Boone	892	2015-2018
132.85	Hunter Jones	127	2016-2019
131.39	Taylor Polk	127	2003-2006
126.77	J.D. Gray	320	2006-2009
122.61	Brian Berry	138	2007-2010
112.62	Nick Castiller	449	2012-2015
105.26	Mike Sutton	210	1969-1972

Minimum 100.00 QB Rating and 100 Career Passing Attempts

Passer Rating in a Season	Name	Attempts	Season
184.79	Austin Berry	203	2004
161.79	Austin Berry	152	2005
158.00	Luke Crider	76	2019
136.72*	J.D. Gray	104	2009
136.72*	J.D. Gray	123	2008
155.45	Hunter Boone	298	2017
155.03	Hunter Boone	274	2018
143.96	Mike Sutton	108	1972
139.66	Luke Crider	83	2021
137.72	Luke Crider	170	2020
135.12	Taylor Polk	123	2006
134.43	Hunter Jones	107	2019
130.84	Brian Berry	109	2010
126.36	Nick Castiller	284	2015



Minimum 125.00 QB Rating and 75 Passing Attempts in a Season

\* J.D. Gray's QB Ratings were the same in the 2008 and 2009 seasons.

### OFFENSE - Passing Touchdown to Interception Ratio

TD:INT Ratio in a Career	Name	Touchdowns	Interceptions	Seasons
2.61	Austin Berry	47	18	2002-2005
1.60	J.D. Gray	24	15	2006-2009
1.57	Brian Berry	11	7	2007-2010
1.57	Luke Crider	36	23	2018-Present
1.56	Hunter Boone	84	54	2015-2018

Minimum 10 TD Passes and 1.50 Ratio

TD:INT Ratio in a Season	Name	Touchdowns	Interceptions	Season
5.00	J.D. Gray	10	2	2008
4.83	Austin Berry	29	6	2004
3.67	Luke Crider	11	3	2019
2.06	Hunter Boone	33	16	2018
2.00	Hunter Boone	32	16	2017
1.89	Austin Berry	17	9	2005
1.83	Brian Berry	11	6	2010
1.83	Hunter Jones	11	6	2019
1.55	Nick Castiller	17	11	2015

Minimum 10 TD Passes and 1.50 Ratio

### OFFENSE - Receiving Yards

Receiving Yards in a Career	Name	Seasons
2130	Ethan Dossett	2015-2018
1774	T.K. Guess	2002-2005
1655	Chad Perryman	1990-1993
1191	Ethan Hunt	2013-2016
1070	Branen Lamey	2015-2018
874	Denis Hodge	1982-1985
828	Dylan Hollis	2012-2015
821	Preston Turley	2017-2020
810	Preston Morgeson	2019-Present
697	Shawnte Moss	2001-2004
654	Bobby Knox	2009-2012
622	Jerry Jessup	1986-1989
615	Tyler Boone	2017-2020
594	Jared Champion	1996
586	Kayle Malcom	1981-1984
585	Alex Cosby	2012-2015
554	Devon Nesbitt	2015-2018
546	Rodney Robertson	2005-2008
542	Cody Belt	2014-2017
537	Cody Hunt	1999-2002
531	Gaige Courtney	2005-2008
509	Payton Riley	2015-2018
506	Blake Gardner	2002-2005
473	Kaleb Nesbitt	2019-Present

ETHAN DOSSETT



Minimum 500

Receiving Yards in a Season	Name	Season
1273*	Ethan Dossett	2017
900	T.K. Guess	2004
785	Ethan Dossett	2018
774	Ethan Hunt	2016
753	T.K. Guess	2005
624	Chad Perryman	1991
594	Jared Champion	1996
561	Shawnte Moss	2004


\* In 2017, recognized as Class A season leader and 6th in all classes.

531	Cody	Belt	2017
503	Jerry	Jessup	1987
490	Chad	Perryman	1992
482	Dylan	Hollis	2015
481	Preston	Morgeson	2020
479	Kyle	Myers	1997
459	Alex	Cosby	2015
445	Tyler	Coleman	2015
441	Bobby	Knox	2012
440	Branen	Lamey	2018
430	Payton	Riley	2018
418	Preston	Turley	2019
390	Jamie	Champion	1963
362	Gaige	Courtney	2008
360	Denis	Hodge	1985
358	Cody	Robinson	2003
353	Tyler	Boone	2019
353	Preston	Turley	2020
345	Branen	Lamey	2017
326	Seth	Birdwell	2015
320	Blake	Gardner	2005
315	Chad	Perryman	1993
313	Kaleb	Nesbitt	2020
312	Tanner	Nix	2010
309	Dustin	Hernandez	2010
308	Rodney	Robertson	2006
307	Dylan	Clark	2009
307	Maeson	Myers	2016
305	Aaron	Summers	1987
296	Kayle	Malcom	1984
296	Shane	Carter	1994
295	Ethan	Hunt	2015
288	Denis	Hodge	1983
286	Dylan	Hollis	2014
285	Branen	Lamey	2016
281	Devon	Nesbitt	2018
277	Brian	Penn	1997
258	Brad	Hart	2003
254	Kayle	Malcom	1983
230	Preston	Morgeson	2021
150	Kaleb	Nesbitt	2021

Stats Incomplete



**CHAD PERRYMAN**



**KYLE MYERS**

Minimum 250

Receiving Yards in a Game	Name	Season	Opponent
349	Ethan Dossett	2017	Ballard Memorial
174	Kyle Myers	1997	McLean County
170	T.K. Guess	2005	Metcalfe County
164	Jamie Champion	1963	Christian County
155	Cody Robinson	2003	Muhlenberg North
151	Mike Tosh	1972	Fulton County
149	Tyler Coleman	2015	Russellville
148	Ethan Dossett	2017	Trigg County
148	T.K. Guess	2005	Caldwell County
148	Ethan Dossett	2018	Ballard Memorial
142	Ethan Hunt	2016	Todd County Central
140	T.K. Guess	2005	Calloway County
139	Shane Carter	1994	South Hopkins
136	Ethan Dossett	2018	Trigg County
136	Preston Morgeson	2020	Russellville - Playoff
135	T.K. Guess	2004	Hancock County
128	Ethan Dossett	2017	Stewart County (TN)
127	Chad Perryman	1990	Ballard Memorial
127	Dylan Hollis	2015	McLean County
126	Rodney Robertson	2006	Logan County
126	Shawnte Moss	2004	Hancock County
125	Ethan Hunt	2016	Bethlehem
125	Ethan Dossett	2017	Caldwell County

Minimum 125

**OFFENSE - Receiving Touchdowns**

Receiving Touchdowns in a Career	Name	Seasons	
23	Ethan Dossett	2015-2018	
17	T.K. Guess	2002-2005	
17	Branen Lamey	2015-2018	
15	Chad Perryman	1990-1993	
13	Preston Morgeson	2019-Present	After Week 4
11	Jamie Champion	1961-1964	Stats Incomplete
10	Ethan Hunt	2013-2016	
10	Jerry Jessup	1986-1989	Stats Incomplete
10	Preston Turley	2018-2020	
9	Mike Tosh	1969-1972	



**BRANEN LAMEY**

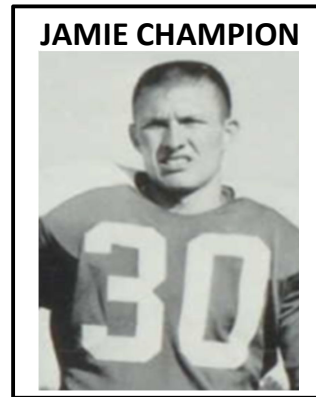
9	Denis Hodge	1982-1985
9	Rodney Robertson	2005-2008
9	Gavin Dickerson	2015-2018
8	Blake Gardner	2002-2005
8	Gaige Courtney	2005-2008
8	Dylan Hollis	2012-2015
8	Dustin Hernandez	2008-2011
8	Payton Riley	2015-2018
8	Kaleb Nesbitt	2019-Present
7	Jared Champion	1996
7	Josh Cozart	1998-1999
7	Shawnte Moss	2001-2004
7	Brad Hart	2001-2004
7	Tyler Boone	2017-2020

After Week 4



Minimum 7

Receiving Touchdowns in a Season	Name	Season
13	Ethan Dossett	2017
12	T.K. Guess	2004
10	Ethan Dossett	2018
9	Ethan Hunt	2016
9	Preston Morgeson	2020
8	Jamie Champion	1963
7	Jared Champion	1996
7	Shawnte Moss	2004
7	Branen Lamey	2017
7	Branen Lamey	2018
7	Payton Riley	2018
6	Mike Tosh	1972
6	Jerry Jessup	1987
6	Chad Perryman	1992
6	Brad Hart	2004
6	Rodney Robertson	2006
6	Gaige Courtney	2008
6	Dustin Hernandez	2010
6	Dylan Hollis	2015
5	Preston Turley	2019
5	Kaleb Nesbitt	2020



Minimum 6

Receiving Touchdowns in a Game	Name	Season	Opponent
6	Ethan Dossett	2017	Ballard Memorial
3	Jamie Champion	1963	Christian County
3	Jamie Champion	1963	Henderson Douglas
3	Mike Tosh	1972	Fulton County
3	Jerry Jessup	1987	Caldwell County
3	Cody Robinson	2003	Muhlenberg North
3	Rodney Robertson	2006	Logan County
3	Gaige Courtney	2008	Webster County
3	Ethan Hunt	2016	Fort Knox
3	Branen Lamey	2018	Union County
3	Preston Morgeson	2020	Russellville - Playoff

(All 3 in first half.)

Minimum 3

## OFFENSE - Receptions

Receptions in a Career	Name	Yards	Seasons
127	Ethan Dossett	2130	2015-2018
95	T.K. Guess	1774	2002-2005
86	Ethan Hunt	1191	2013-2016
85	Chad Perryman	1655	1990-1993
78	Branen Lamey	1070	2015-2018
55	Devon Nesbitt	554	2015-2018
54	Noah Dickerson	430	2011-2014
54	Dylan Hollis	828	2012-2015
51	Kayle Malcom	586	1981-1984
50	Denis Hodge	874	1982-1985
49	Preston Turley	821	2018-2020
48	Bobby Knox	654	2009-2012
47	Preston Morgeson	724	2019-Present
44	Alex Cosby	585	2012-2015
43	Gaige Courtney	519	2005-2008
43	Rodney Robertson	546	2005-2008
42	Maeson Myers	346	2013-2016
41	Cody Belt	542	2014-2017
40	Jared Champion	594	1996
40	Shawnte Moss	697	2001-2004
40	Tanner Nix	487	2008-2010
38	Grant Gardner	280	2009-2012
38	Tyler Boone	615	2017-2020
37	Tyler Coleman	445	2012-2015


After Week 4



36	Kaleb Nesbitt	448	2019-Present	After Week 4
35	Payton Riley	509	2015-2018	
34	Brad Hart	491	2001-2004	
33	Shane Carter	382	1992-1995	
32	Blake Gardner	506	2002-2005	
31	Brian Penn	355	1995-1998	
30	Gavin Dickerson	322	2015-2018	
29	Curtis Franklin	313	1979-1982	
26	Jerry Jessup	594	1986-1989	Stats Incomplete
26	Xander Tabor	259	2017-2020	
25	Kyle Myers	479	1998	

Minimum 25

Receptions in a Season	Name	Yards	Season	
70	Ethan Dossett	1273	2017	
56	Ethan Hunt	774	2016	
50	Ethan Dossett	785	2018	
45	T.K. Guess	900	2004	
40	Jared Champion	594	1996	
40	Cody Belt	531	2017	
39	T.K. Guess	753	2005	
37	Tyler Coleman	445	2015	
36	Noah Dickerson	293	2014	
34	Chad Perryman	541	1991	
34	Alex Cosby	459	2015	
32	Bobby Knox	441	2012	
30	Dylan Hollis	482	2015	
30	Maeson Myers	307	2016	
30	Payton Riley	430	2018	
28	Shawnte Moss	561	2004	
28	Branen Lamey	440	2018	
28	Preston Turley	368	2019	
27	Chad Perryman	490	1992	
26	Kayle Malcom	296	1984	
25	Denis Hodge	288	1983	
25	Kyle Myers	479	1998	
25	Branen Lamey	285	2016	
25	Branen Lamey	345	2017	
24	Gaige Courtney	362	2008	
24	Dylan Clark	307	2009	
24	Devon Nesbitt	281	2018	
23	Brian Penn	277	1997	
23	Tanner Nix	312	2010	
23	Tyler Boone	336	2019	
22	Jerry Jessup	503	1987	
22	Ethan Hunt	295	2015	
21	Grant Gardner	143	2011	
21	Preston Morgeson	481	2020	
21	Kaleb Nesbitt	313	2020	
20	Kenny Bell	234	1981	
20	Kayle Malcom	586	1983	
20	Shane Carter	296	1994	
20	Seth Birdwell	326	2015	
17	Preston Morgeson	208	2021	After Week 4



Minimum 20

Receptions in a Game	Name	Yards	Season	Opponent
13	Ethan Dossett	347	2017	Ballard Memorial
12	Ethan Hunt	125	2016	Bethlehem
11	Noah Dickerson	59	2014	Marshall County
10	T.K. Guess	122	2004	Mayfield
10	Ethan Dossett	148	2017	Trigg County
9	Mike Tosh	151	1972	Fulton County
9	T.K. Guess	135	2004	Hancock County
9	Tyler Coleman	149	2015	Russellville
9	Ethan Dossett	136	2018	Trigg County
9	Preston Morgeson	64	2021	Caldwell County
8	Billy Mills	60	1981	Union County
8	Noah Dickerson	56	2013	Muhlenberg County
8	Ethan Hunt	86	2016	Hopkins County Central
8	Cody Belt	48	2017	Union County
7	Kyle Myers	174	1997	McLean County
7	Shawnte Moss	126	2004	Hancock County
7	T.K. Guess	170	2005	Metcalfe County
7	Adam Hardin	72	2007	Glasgow
7	Dustin McConnell	48	2008	Ballard Memorial
7	Grant Gardner	46	2011	Hancock County
7	Tyler Coleman	54	2015	Union County
7	Devon Nesbitt	84	2018	Trigg County

Minimum 7

### OFFENSE - Yards of Offense (= RUSHING YARDS + PASSING YARDS)

Yards of Offense in a Career	Name	Rushing	Passing	Seasons	
7060	Hunter Boone	297	6763	2015-2018	
5394	J.D. Gray	3222	2172	2006-2009	
3938	David Beverly	3911	27	1994-1997	
3894	Nick Castiller	1080	2814	2012-2015	
3849	Austin Berry	105	3744	2002-2005	
3572	Devon Nesbitt	3460	112	2015-2018	
3356	Jamie Curtis	543	2813	1989-1992	
3028	Jimmy Hopper	3028	0	1960-1963	Stats Incomplete
3007	Xander Tabor	2981	26	2017-2020	
2987	Sean Thompson	1230	1757	2000-2003	
2835	Rodney Robertson	2835	0	2005-2008	
2539	Luke Crider	-84	2623	2018-Present	After Week 4
2493	Ronnie Moss	2493	0	1986-1988	
2409	Turner Martin	569	1840	1978-1981	Stats Incomplete
2385	Blake Gardner	2349	36	2002-2005	
2379	Doug Campbell	864	1515	1995-1998	
2150	Dennis Mott	2150	0	1961-1964	Stats Incomplete

Minimum 2000

Yards of Offense in a Season	Name	Rushing	Passing	Season
2758	Nick Castiller	737	2021	2015
2675	Hunter Boone	72	2603	2017
2537	Hunter Boone	229	2308	2018
2078	Austin Berry	61	2017	2004
2000	J.D. Gray	1129	871	2008
1924	J.D. Gray	1192	732	2009
1806	Hunter Boone	5	1801	2016
1642	Xander Tabor	1616	26	2019
1581	Jimmy Hopper	1581	0	1963
1544	Sean Thompson	535	1009	2003
1536	Austin Berry	50	1486	2005
1505	Ronnie Moss	1505	0	1988

Minimum 1500

### OFFENSE - Yards from Scrimmage (= RUSHING YARDS + RECEIVING YARDS)

Yards from Scrimmage in a Career	Name	Rushing	Receiving	Seasons	
4024	David Beverly	3911	113	1994-1997	
4014	Devon Nesbitt	3460	554	2015-2018	
3411	J.D. Gray	3222	189	2006-2009	
3381	Rodney Robertson	2835	546	2005-2008	
3240	Xander Tabor	2981	259	2017-2020	
3028	Jimmy Hopper	3028	0	1960-1963	Stats Incomplete
2869	T.K. Guess	1095	1774	2002-2005	
2855	Blake Gardner	2349	506	2002-2005	
2516	Ronnie Moss	2493	23	1986-1988	Stats Incomplete
2300	Dennis Mott	2150	150	1961-1964	Stats Incomplete
2186	Ethan Dossett	56	2130	2015-2018	
2137	Johnny Crider	1962	175	1981-1984	
2111	Denis Hodge	1237	874	1982-1985	
2064	Chad Perryman	409	1655	1990-1993	Stats Incomplete - Added 2020
2040	Donny Beverly	1973	67	1989-1992	

Minimum 2000

Yards from Scrimmage in a Season	Name	Rushing	Receiving	Season	
1779	Xander Tabor	1616	163	2019	
1738	Devon Nesbitt	1457	281	2018	
1581	Jimmy Hopper	1581	0	1963	Stats Incomplete
1550	Blake Gardner	1230	320	2005	
1505	Ronnie Moss	1505	0	1988	Stats Incomplete
1492	Rodney Robertson	1433	59	2008	
1475	Devon Nesbitt	1289	186	2017	
1409	David Beverly	1355	54	1996	
1400	Jimmy Hopper	1400	0	1962	Stats Incomplete
1345	Dennis Mott	1296	49	1963	Stats Incomplete
1300	T.K. Guess	547	753	2005	
1276	Ethan Dossett	3	1273	2017	
1263	T.K. Guess	363	900	2004	

Minimum 1250

## SCORING - Total Touchdowns Scored in a Career

Touchdowns Scored in a Career	Name	Total	Rushing	Receiving	Interception Return	Kickoff Return	Punt Return	Fumble Return		
61	Devon Nesbitt	2015-2018	<b>61</b>	54	5	1	1	0	0	
48	J.D. Gray	2006-2009	<b>48</b>	40	3	0	2	3	0	
46	T.K. Guess	2002-2005	<b>46</b>	21	17	4	1	2	1	
44	Dennis Mott	1961-1964	<b>44</b>	39	3	0	2	0	0	
44	Rodney Robertson	2005-2008	<b>44</b>	34	9	0	1	0	0	
44	Xander Tabor	2017-2020	<b>44</b>	38	4	2	0	0	0	
42	David Beverly	1994-1997	<b>42</b>	37	1	1	2	1	0	
39	Ronnie Moss	1986-1988	<b>39</b>	36	1	1	0	1	0	
34	Jimmie Hopper	1961-1963	<b>34</b>	30	0	1	2	0	1	
33	Blake Gardner	2002-2005	<b>33</b>	23	8	1	1	0	0	
31	Denis Hodge	1982-1985	<b>31</b>	17	9	0	1	3	1	
30	Brad Madden	1996-1999	<b>30</b>	29	1	0	0	0	0	
29	Andrew Freeman	2007-2010	<b>29</b>	25	2	0	0	0	2	
25	Ethan Dossett	2015-2018	<b>25</b>	1	23	0	0	1	0	
23	Dylan Hollis	2012-2015	<b>23</b>	15	8	0	0	0	0	
23	Branen Lamey	2015-2018	<b>23</b>	4	17	2	0	0	0	
22	Jeramie Sorina	2005-2007	<b>22</b>	21	0	0	1	0	0	
21	Caden McCalister	2017-Present	<b>21</b>	11	7	2	0	1	0	
20	Brian Berry	2007-2010	<b>20</b>	19	0	0	1	0	0	
20	Gavin Dickerson	2015-2018	<b>20</b>	11	9	0	0	0	0	
20	Preston Morgeson	2019-Present	<b>20</b>	5	13	0	1	1	0	After Week 4
19	Donny Beverly	1989-1992	<b>19</b>	18	0	0	1	0	0	
19	Sean Thompson	2000-2003	<b>19</b>	18	0	0	1	0	0	
19	Nick Castiller	2012-2015	<b>19</b>	19	0	0	0	0	0	
19	Jeff Matz	1977-1980	<b>19</b>	17	2	0	0	0	0	
18	Chad Perryman	1990-1993	<b>18</b>	3	15	0	0	0	0	
18	Demetric Moss	2000-2003	<b>18</b>	18	0	0	0	0	0	
18	Maeson Myers	2013-2016	<b>18</b>	14	2	0	2	0	0	
18	Jerry Jessup	1986-1989	<b>18</b>	7	10	1	0	0	0	
17	Jamie Champion	1961-1964	<b>17</b>	4	11	0	1	0	1	
17	Lane Wallace	2011-2014	<b>17</b>	17	0	0	0	0	0	
16	Gaige Courtney	2005-2008	<b>16</b>	8	8	0	0	0	0	
15	Mike Taylor	1971-1974	<b>15</b>	14	1	0	0	0	0	
15	Danny Hodges	1972-1975	<b>15</b>	14	0	0	0	0	1	
15	Donnie Phillips	1983-1986	<b>15</b>	15	0	0	0	0	0	
15	Josh Franklin	2002-2005	<b>15</b>	14	1	0	0	0	0	

Minimum 15

### SCORING - Total Touchdowns Scored in a Season

Touchdowns Scored in a Season	Name	Season	Rushing	Receiving	Interception Return	Kickoff Return	Punt Return	Fumble Return
28	Devon Nesbitt	2018	23	4	0	1	0	0
26	Devon Nesbitt	2017	24	1	1	0	0	0
23	Jimmy Hopper	1963	22	0	1	0	0	0
22	Dennis Mott	1963	20	1	0	1	0	0
22	Ronnie Moss	1988	21	0	1	0	0	0
22	T.K. Guess	2004	8	12	1	0	1	0
22	Xander Tabor	2019	17	3	2	0	0	0
21	Rodney Robertson	2008	21	0	0	0	0	0
20	T.K. Guess	2005	11	4	2	1	1	1
19	David Beverly	1996	16	1	0	2	0	0
19	Brad Madden	1998	19	0	0	0	0	0
18	Dennis Mott	1964	17	0	0	1	0	0
18	Denis Hodge	1985	11	3	0	0	3	1
18	J.D. Gray	2009	15	0	0	2	1	0
17	Blake Gardner	2005	12	4	0	1	0	0
16	J.D. Gray	2008	14	0	0	0	2	0
15	Rodney Robertson	2007	12	2	0	1	0	0
15	Nick Castiller	2015	15	0	0	0	0	0
15	Dylan Hollis	2015	9	6	0	0	0	0
14	Xander Tabor	2020	13	1	0	0	0	0

Minimum 15

### SCORING - Total Touchdowns Scored in a Game

Touchdowns Scored in a Game	Name	Season	Opponent	Rushing	Receiving	Interception Return	Kickoff Return	Punt Return	Fumble Return
7	Devon Nesbitt	2018	Ballard Memorial	5	1	0	1	0	0
6	Rodney Robertson	2009	Ballard Memorial	6	0	0	0	0	0
6	Jimmy Hopper	1963	Sturgis	5	0	1	0	0	0
6	Ethan Dossett	2017	Ballard Memorial	0	6	0	0	0	0
6	Devon Nesbitt	2018	Hopkins County Central	4	2	0	0	0	0
5	Jeff Matz	1980	Greenville	5	0	0	0	0	0
5	Ronnie Moss	1988	Reidland	5	0	0	0	0	0
5	Jeramie Sorina	2006	Caverna	5	0	0	0	0	0
5	J.D. Gray	2007	Ballard Memorial	5	0	0	0	0	0
5	Rodney Robertson	2007	Union County	4	1	0	0	0	0
5	Rodney Robertson	2008	Lake County (TN)	5	0	0	0	0	0
5	Xander Tabor	2020	Trigg County	4	1	0	0	0	0

5 Caden McCalister 2020 Russellville 5 0 0 0 0 0

Minimum 5

### SCORING - Total Touchdowns Responsible For in a Career

Touchdowns Scored in a Career	Name		Rushing	Receiving	Interception Return	Kickoff Return	Punt Return	Fumble Return	Passing	
92	Hunter Boone	2015-2018	7	1	0	0	0	0	84	
72	J.D. Gray	2006-2009	40	3	0	2	3	0	24	
61	Devon Nesbitt	2015-2018	54	5	1	1	0	0	0	
57	Austin Berry	2002-2005	9	0	1	0	0	0	47	
48	T.K. Guess	2002-2005	21	17	4	1	2	1	2	
44	Dennis Mott	1961-1964	39	3	0	2	0	0	0	
44	Rodney Robertson	2005-2008	34	9	0	1	0	0	0	
44	Xander Tabor	2017-2020	38	4	2	0	0	0	0	
42	David Beverly	1994-1997	37	1	1	2	1	0	0	
40	Nick Castiller	2012-2015	19	0	0	0	0	0	21	
39	Ronnie Moss	1986-1988	36	1	1	0	1	0	0	
37	Luke Crider	2018-Present	1	0	0	0	0	0	36	After Week 4
34	Jimmie Hopper	1961-1963	30	0	1	2	0	1	0	
34	Sean Thompson	2000-2003	18	0	0	1	0	0	15	
33	Denis Hodge	1982-1985	17	9	0	1	3	1	2	
33	Blake Gardner	2002-2005	23	8	1	1	0	0	0	
31	Brian Berry	2007-2010	19	0	0	1	0	0	11	
30	Brad Madden	1996-1999	29	1	0	0	0	0	0	
29	Andrew Freeman	2007-2010	25	2	0	0	0	2	0	
27	Jamie Curtis	1989-1992	8	0	0	0	0	0	19	
25	Ethan Dossett	2015-2018	1	23	0	0	1	0	0	
23	David Cozart	1985-1988	8	0	0	0	0	0	15	
23	Dylan Hollis	2012-2015	15	8	0	0	0	0	0	
23	Branen Lamey	2015-2018	4	17	2	0	0	0	0	
22	Jeramie Sorina	2005-2007	21	0	0	1	0	0	0	
22	Hunter Jones	2016-2019	9	0	0	0	0	0	13	
21	Turner Martin	1978-1981	7	0	0	0	0	0	14	
21	Caden McCalister	2017-2020	11	7	2	0	1	0	0	

Minimum 20

### SCORING - Total Touchdowns Responsible For in a Season

Touchdowns Scored in a Season	Name	Season	Rushing	Receiving	Interception Return	Kickoff Return	Punt Return	Fumble Return	Passing
36	Hunter Boone	2017	4	0	0	0	0	0	32
35	Hunter Boone	2018	1	1	0	0	0	0	33

33	Austin	Berry	2004	4	0	0	0	0	0	29
32	Nick	Castiller	2015	15	0	0	0	0	0	17
32	Nick	Castiller	2015	15	0	0	0	0	0	17
27	J.D.	Gray	2009	15	0	0	2	1	0	9
26	J.D.	Gray	2008	14	0	0	0	2	0	10
26	Devon	Nesbitt	2017	24	1	1	0	0	0	0
23	Jimmy	Hopper	1963	22	0	1	0	0	0	0
22	Dennis	Mott	1963	20	1	0	1	0	0	0
22	Ronnie	Moss	1988	21	0	1	0	0	0	0
22	T.K.	Guess	2004	8	12	1	0	1	0	0
22	T.K.	Guess	2005	11	4	2	1	1	1	2
22	Xander	Tabor	2019	17	3	2	0	0	0	0
21	Austin	Berry	2005	4	0	0	0	0	0	17
21	Rodney	Robertson	2008	21	0	0	0	0	0	0
20	Hunter	Boone	2016	2	0	0	0	0	0	18

Minimum 20

### SCORING - Total Touchdowns Responsible For in a Game

Touchdowns Scored in a Game	Name	Season	Opponent	Rushing	Receiving	Interception Return	Kickoff Return	Punt Return	Fumble Return	Passing
7	Devon	Nesbitt	2018	Ballard Memorial	5	1	0	1	0	0
6	Jimmy	Hopper	1963	Sturgis	5	0	1	0	0	0
6	Rodney	Robertson	2009	Ballard Memorial	6	0	0	0	0	0
6	Hunter	Boone	2016	Fort Knox	1	0	0	0	0	5
6	Ethan	Dossett	2017	Ballard Memorial	0	6	0	0	0	0
6	Hunter	Boone	2017	Ballard Memorial	0	0	0	0	0	6
6	Hunter	Boone	2017	Stewart County (TN)	1	0	0	0	0	5
6	Devon	Nesbitt	2018	Hopkins County Central	4	2	0	0	0	0
5	Jeff	Matz	1980	Greenville	5	0	0	0	0	0
5	Ronnie	Moss	1988	Reidland	5	0	0	0	0	0
5	Jeramie	Sorina	2006	Caverna	5	0	0	0	0	0
5	J.D.	Gray	2007	Ballard Memorial	5	0	0	0	0	0
5	Rodney	Robertson	2007	Union County	4	1	0	0	0	0
5	Rodney	Robertson	2008	Lake County (TN)	5	0	0	0	0	0
5	Nick	Castiller	2015	Fulton County	0	0	0	0	0	5
5	Xander	Tabor	2020	Trigg County	4	1	0	0	0	0
5	Caden	McCalister	2020	Russellville	5	0	0	0	0	0

Minimum 5

## Scoring - Total Points Scored


Points Scored in a Career	Name	Seasons
376	Devon Nesbitt	2015-2018
304	J.D. Gray	2006-2009
288	T.K. Guess	2002-2005
269	Dennis Mott	1961-1964
268	Rodney Robertson	2005-2008
264	Xander Tabor	2017-2020
260	David Beverly	1994-1997
248	Ronnie Moss	1986-1988
224	Brad Madden	1996-1999
215	Jimmy Hopper	1960-1963
208	Blake Gardner	2002-2005
198	Denis Hodge	1982-1985
178	Andrew Freeman	2007-2010
158	Ethan Dossett	2015-2018
147	Chad Perryman	1990-1993
144	Dylan Hollis	2012-2015
138	Branen Lamey	2015-2018
134	Caden McCalister	2017-2020
132	Sean Thompson	2000-2003
132	Jeramie Sorina	2005-2007
132	Gavin Dickerson	2015-2018
130	Preston Morgeson	2019-Present
129	Brian Berry	2007-2010
120	Jeff Matz	1977-1980
114	Nick Castiller	2012-2015
112	Gaige Courtney	2005-2008
112	Jerry Jessup	1986-1989
110	Jamie Champion	1961-1964
110	Donny Beverly	1989-1992
108	Demetric Moss	2000-2003
108	Maeson Myers	2013-2016
106**	Noah Perkins	2017-2020
102	Lane Wallace	2011-2014
100	Steve Thompson	1996-1999
100*	George Congenie	2002-2005



Minimum 100

\* Never Scored Offensive TD  
 \*\* Extra Points and a FG Only

Points Scored in a Season	Name	Season
168	Devon Nesbitt	2018
166	Devon Nesbitt	2017
149	Jimmy Hopper	1963
146	Ronnie Moss	1988
136	T.K. Guess	2004
134	Dennis Mott	1963
132	Xander Tabor	2019
131	Brad Madden	1998
128	T.K. Guess	2005
128	Rodney Robertson	2008
120	David Beverly	1996
114	Denis Hodge	1985
112	Blake Gardner	2005



## SCORING

111	Dennis	Mott	1964
108	J.D.	Gray	2009
98	J.D.	Gray	2008
94	Dylan	Hollis	2015
92	Rodney	Robertson	2007
90	Nick	Castiller	2015
88	Ethan	Dossett	2017
86	Greg	Marrett	1980
86	Gaige	Courtney	2008
86	Brian	Berry	2009
84	Danny	Hodges	1975
84	Ronnie	Moss	1987
84	Jeramie	Sorina	2006
84	Andrew	Freeman	2010
84	Xander	Tabor	2020
76	Andrew	Freeman	2009
75	Cody	Belt	2017



Minimum 75

<b>Points Scored in a Game</b>	<b>Name</b>	<b>Season</b>	<b>Opponent</b>
42 (5 Rush, 1 Rec, 1 Kick Off)	Devon Nesbitt	2018	Ballard Memorial
36	Rodney Robertson	2008	Ballard Memorial
36	Jimmy Hopper	1963	Sturgis
36	Ethan Dossett	2017	Ballard Memorial
36	Devon Nesbitt	2018	Hopkins County Central
30	Jeff Matz	1980	Greenville
30	Ronnie Moss	1988	Reidland
30	Jeramie Sorina	2006	Caverna
30	J.D. Gray	2007	Ballard Memorial
30	Rodney Robertson	2007	Union County
30	Rodney Robertson	2008	Lake County (TN)
30	Xander Tabor	2020	Trigg County
30	Caden McCalister	2020	Russellville
28	Devon Nesbitt	2017	Ballard Memorial
28	Devon Nesbitt	2017	Hopkins County Central
27	Jimmy Hopper	1963	Henderson Douglas
26	Greg Marret	1980	Calloway County
26	Devon Nesbitt	2017	Fulton County
25	Jimmy Hopper	1963	Providence
25	Dennis Mott	1963	Providence
24	Dennis Mott	1964	Paducah Lincoln
24	Dennis Mott	1964	Warren County
24	Dennis Mott	1964	Bowling Green
24	Dennis Mott	1964	Christian County
24	Denis Hodge	1984	Hancock County
24	Denis Hodge	1985	South Hopkins
24	Ronnie Moss	1988	Fulton City
24	Demetric Moss	2002	Fulton City
24	Cody Robinson	2003	Muhlenberg North
24	TK Guess	2005	Webster County
24	Jeramie Sorina	2006	Russellville
24	Lane Wallace	2014	Hopkins County Central
24	Devon Nesbitt	2017	Caverna - Playoff
24	Devon Nesbitt	2017	Bethlehem - Playoff
24	Branen Lamey	2018	Union County



24	Devon Nesbitt	2018	Fulton County
24	Xander Tabor	2019	Russellville - Playoff

Minimum 24

## Scoring - Two-Point Conversions

Conversions in a Career	Name	Seasons
8	Gaige Courtney	2005-2008
7	Ronnie Moss	1986-1988
7	Doug Campbell	1995-1998
6	Mike Heffington	1966-1969
6	Denis Hodge	1982-1985
6	T.K. Guess	2002-2005
6	Gavin Dickerson	2015-2018
5	Blake Gardner	2002-2005
5	David Hunt	1998-2001
5	Jared Asbridge	1999-2003
5	Devon Nesbitt	2015-2018



Stats Incomplete

Minimum 5

Conversions in a Season	Name	Season
7	Ronnie Moss	1988
6	Mike Heffington	1969
5	Blake Gardner	2005
5	Devon Nesbitt	2017
4	Greg Marrett	1980
4	David Hunt	2000
4	T.K. Guess	2005
4	Gaige Courtney	2007
3	Denis Hodge	1985
3	Jamie Curtis	1991
3	Shane Carter	1995
3	David Beverly	1996
3	Doug Campbell	1997
3	Doug Campbell	1998
3	Josh James	2002
3	Gaige Courtney	2008
3	Gavin Dickerson	2016
3	Gavin Dickerson	2018

Minimum 3

Conversions in a Game	Name	Season	Opponent
3	Ronnie Moss	1988	Fulton City
2	Bob Johnson	1972	Fulton County
2	Blake Gardner	2005	Russellville
2	Devon Nesbitt	2017	Hopkins County Central
2	Gavin Dickerson	2018	Fulton County
2	Ethan Dossett	2018	Caverna - Playoffs
2	Brysen Baker	2021	Webster County

Minimum 2

**SPECIAL TEAMS - Extra Points Attempted**

Extra Points Attempted in a Career	Name	Seasons
113	George Congenie	2002-2005
112	Noah Perkins	2017-2020
96	J.R. Adams	2008-2009
84	Micah Hollamon	2010-2013
79	Will Perkins	2015-2016
60	Aaron Summers	1985-1988
60	Brad Madden	1996-1999
53	Parker Johnson	2018
48	Cody Belt	2014-2017
35	Chad Perryman	1990-1993

Minimum 35

Extra Points Attempted in a Season	Name	Season
53	Parker Johnson	2018
53	Noah Perkins	2019
50	J.R. Adams	2008
46	George Congenie	2004
46	J.R. Adams	2009
46	Cody Belt	2017
44	Will Perkins	2015
42	George Congenie	2005
42	Noah Perkins	2020
39	Micah Hollamon	2010
35	Will Perkins	2016
32	Aaron Summers	1987
30	Brad Madden	1998
28	Buddy McDaniel	1985
28	Aaron Summers	1988
28	Brad Madden	1999
27	Jordan Martin	2007
25	Lee Conrad	1997
25	George Congenie	2003

Minimum 25

Extra Points Attempted in a Game	Name	Season	Opponent
10	Will Perkins	2016	Fulton County
9	Micah Hollamon	2010	Fulton County
8	Alex Summers	1984	Hancock County
8	Aaron Summers	1988	Reidland
8	Micah Hollamon	2010	McLean County
8	Cody Belt	2017	Stewart County (TN)
8	Noah Perkins	2020	Trigg County
8	Noah Perkins	2020	Caverna
7	Harold Hina	1968	North Warren
7	Andy Mason	1986	Fulton City
7	Brad Madden	1998	Trigg County
7	George Congenie	2005	McLean County
7	George Congenie	2005	Union County
7	George Congenie	2004	McLean County
7	George Congenie	2004	Calloway County
7	George Congenie	2004	Muhlenberg North

7	J.D.	Gray	2006	Caverna
7	J.R.	Adams	2008	Lake County (TN)
7	J.R.	Adams	2009	Kentucky Country Day
7	Micah	Hollamon	2010	Webster County
7	Micah	Hollamon	2010	Fulton City
7	Will	Perkins	2015	Webster County
7	Cody	Belt	2017	Webster County
7	Cody	Belt	2017	Caverna
7	Parker	Johnson	2018	Hopkins County Central
7	Noah	Perkins	2019	Todd County Central
6	6 PAT's Attempted in a Single Game has occurred 20 times.			

Minimum 6

**SPECIAL TEAMS - Extra Points Made**

**Extra Points in a Career**

	<b>Name</b>		<b>Seasons</b>
103	Noah	Perkins	2017-2020
90	George	Congenie	2002-2005
73	J.R.	Adams	2008-2009
72	Will	Perkins	2015-2016
68	Micah	Hollamon	2010-2013
48	Parker	Johnson	2018
44	Cody	Belt	2014-2017
38	Aaron	Summers	1985-1988
38	Brad	Madden	1996-1999
28	Chad	Perryman	1990-1993
25	Buddy	McDaniel	1982-1985
21	Jordan	Martin	2007
18	Andy	Mason	1983-1986
18	Jaivon	Doom	1993-1996
17	Lee	Conrad	1994-1997
16	Jeremy	Lander	1992-1993
16	Dylan	Hicks	2012-2015

Minimum 15


**Extra Points in a Season**

	<b>Name</b>		<b>Season</b>
48	Parker	Johnson	2018
46	Noah	Perkins	2019
43	Cody	Belt	2017
40	Noah	Perkins	2020
39	Will	Perkins	2015
38	George	Congenie	2004
37	J.R.	Adams	2009
36	J.R.	Adams	2008
33	George	Congenie	2005
33	Will	Perkins	2016
29	Micah	Hollamon	2010
25	Buddy	McDaniel	1985
21	Aaron	Summers	1987
21	Jordan	Martin	2007
19	Brad	Madden	1999
19	George	Congenie	2003
18	Andy	Mason	1986

**GEORGE CONGENIE**



**AARON SUMMERS**



17	Aaron	Summers	1988
17	Lee	Conrad	1997
17	Brad	Madden	1998
16	Micah	Hollamon	2011
15	Dylan	Hicks	2014
10	Preston	Morgeson	2021

After Week 4

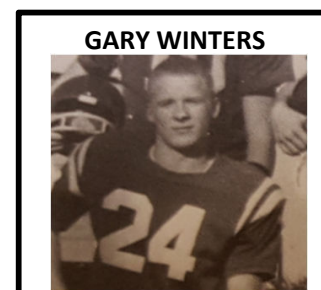
Minimum 15

Extra Points in a Game	Name	Season	Opponent
10	Will Perkins	2016	Fulton County
8	Noah Perkins	2020	Trigg County
8	Noah Perkins	2020	Caverna
7	Aaron Summers	1988	Reidland
7	George Congenie	2004	Calloway County
7	J.D. Gray	2006	Caverna
7	J.R. Adams	2008	Lake County (TN)
7	Micah Hollamon	2010	Fulton County
7	Cody Belt	2017	Stewart County (TN)
7	Cody Belt	2017	Webster County
7	Cody Belt	2017	Fulton City
7	Cody Belt	2017	Caverna - Playoff
7	Noah Perkins	2018	Todd County Central
6	Andy Mason	1986	Fulton City
6	Brad Madden	1998	Trigg County
6	Zack Beverly	2001	McLean County
6	George Congenie	2004	Muhlenberg North
6	George Congenie	2005	McLean County
6	J.R. Adams	2008	Fulton County
6	J.R. Adams	2009	Kentucky Country Day
6	Micah Hollamon	2010	Fulton City
6	Will Perkins	2015	Webster County
6	Will Perkins	2015	Caverna
6	Noah Perkins	2017	Fulton County
6	Parker Johnson	2018	Stewart County (TN)
6	Parker Johnson	2018	Hopkins County Central
6	Noah Perkins	2019	Ballard Memorial
6	Noah Perkins	2019	Caverna
6	Noah Perkins	2020	Russellville - Playoff
5	21 Players are tied with 5 Made PAT's in a Single Game		

Minimum 5

## SPECIAL TEAMS - Kick Offs Returned for Touchdowns

Most Kick Off Returns for Touchdowns in a Career	Name	Seasons
3	Gary Winters	1968-1971
3	Shawnte Moss	2001-2004
2	Jimmy Hopper	1960-1963
2	Dennis Mott	1961-1964
2	Tim Hamby	1975-1978
2	David Beverly	1994-1997
2	J.D. Gray	2006-2009
2	Alex Cosby	2012-2015
2	Maeson Myers	2013-2016



Minimum 2

Most Kick Off Returns for Touchdowns in a Season	Name	Season
2	Jimmy Hopper	1961
2	Gary Winters	1970
2	Shawnte Moss	2004
2	J.D. Gray	2009
2	Maeson Myers	2016

Minimum 2

Most Kick Off Returns for Touchdowns in a Game	Name	Season	Opponent
2	Jimmy Hopper	1961	Christian County

Minimum 2

### SPECIAL TEAMS - Punts Returned for Touchdowns

Most Punt Returns for Touchdowns in a Career	Name	Seasons
3	Denis Hodge	1982-1985
3	J.D. Gray	2006-2009
2*	Steve Thompson	1996-1999
2	T.K. Guess	2002-2005

*\* Both returns were after blocked punts. A blocked punt returned for a TD is officially scored as a punt return.*

Minimum 2

Most Punt Returns for Touchdowns in a Season	Name	Season
3	Denis Hodge	1985
2	J.D. Gray	2008

Minimum 2

### DEFENSE - Interceptions Returned for Touchdowns

Most INT Returned for Touchdowns in a Career	Name	Seasons
4	T.K. Guess	2002-2005
2	Branen Lamey	2015-2018
2	Butch McWilliams	1963-1966
2	Xander Tabor	2017-2020
2	Caden McCalister	2017-2020

Minimum 2

Most INT Returned for Touchdowns in a Season	Name	Season
2	T.K. Guess	2005
2	Branen Lamey	2018
2	Xander Tabor	2019

Minimum 2

### DEFENSE - Fumbles Returned for Touchdowns

Most Fumbles Returned for TDs in a Career	Name	Seasons
---	------	---------

## SCORING

2	Alex	Summers	1981-1984
2	Andrew	Freeman	2007-2010

Minimum 2

<b>Most Fumbles Returned for TDs in a Season</b>	<b>Name</b>		<b>Season</b>
2	Alex	Summers	1983
2	Andrew	Freeman	2008

Minimum 2

<b>Most Fumbles Returned for TDs in a Game</b>	<b>Name</b>		<b>Season</b>	<b>Opponent</b>
2	Andrew	Freeman	2008	Kentucky Country Day


Minimum 2

**DEFENSE - Tackles**

Tackles in a Career	Solos	Assists	Name	Seasons
384	264	120	Tyler Boone	2017-2020
375	204	171	Adam Beavers	2014-2017
372	185	187	Gavin Dickerson	2015-2018
345	177	168	Gaige Courtney	2005-2008
313	193	120	Caden McCalister	2017-2020
311	150	151	Wompie Stewart	1982-1985
307	n/a	n/a	Von Summers	1977-1980
289	180	109	Blake Gardner	2002-2005
287	162	125	Braxton Winders	2017-2020
281	134	147	Sean O'Leary	2015-2018
277	135	142	Aaron Berry	2006-2009
274	n/a	n/a	Billy Mills	1979-1982
252	116	136	Dylan Smith	2014-2016
247	172	75	David Beverly	1994-1997
239	161	78	Tanner Tabor	1996-1999
237	145	92	Joey Rich	1996-1999
235	105	130	Dylan Clark	2006-2009
234	n/a	n/a	Josh Andrews	1985-1988
234	152	82	Josh Cozart	1998-1999
234	160	74	Bobby Knox	2009-2012
230	98	132	Andrew Freeman	2007-2010
222	139	83	Brad Hart	2001-2004
220	132	88	Lathen Easley	2017-2020
218	110	108	Brian Berry	2007-2010
215	117	98	Travis McKinney	2012-2015
208	95	113	Travis Fitzgerald	2012-2015
201	94	107	Brenden Phillips	2010-2013
197	100	97	Dyllan Thornton	2006-2009
194	123	71	Branen Lamey	2015-2018
193	93	100	Maeson Myers	2013-2016
187	108	79	J.D. Gray	2006-2009
186	78	108	Terry Werne	2007-2010
185	85	100	Ethan Hunt	2013-2016
180	112	68	David Hunt	1998-2001
179	102	77	Dustin Lanham	2002-2005
178	126	52	Brian Penn	1995-1998
169	89	80	Rodney Robertson	2005-2008
163	101	62	Jacob Courtney	2003-2006
163	115	48	Josh James	1999-2002
163	99	64	Lucas Mick	1998-2001
161	94	67	Dylan Hollis	2012-2015
160	122	38	T.K. Guess	2002-2005
153	83	70	Jake Long	2008-2010
151	103	48	Dylan Yates	2018-Present
150	84	66	Grant Gardner	2009-2012




Stats Incomplete



After Week 4

Minimum 150

Tackles in a Season	Solos	Assists	Name	Season
154	85	69	Wompie Stewart	1985
151	94	57	Adam Beavers	2017
147	68	79	Gavin Dickerson	2016
139	65	74	Billy Mills	1981
135	n/a	n/a	Billy Mills	1982
135	n/a	n/a	Josh Andrews	1987
135	73	62	Gaige Courtney	2008
130	51	79	Dylan Smith	2015
128	73	55	Barkley Hughes	1989
127	92	35	David Beverly	1996
119	84	35	Josh Cozart	1998



## DEFENSE

117	88	29	Tyler	Boone	2020
116	83	33	Caden	McCalister	2019
115	n/a	n/a	Bob	Johnson	1972
115	68	47	Josh	Cozart	1999
115	73	42	Brad	Hart	2004
114	76	38	Blake	Gardner	2005
114	44	70	Sean	O'Leary	2017
113	n/a	n/a	Von	Summers	1979
112	59	53	Dylan	Smith	2016
110	53	57	Adam	Beavers	2016
109	n/a	n/a	Mike	Tosh	1972
109	56	53	Jeff	Porter	1985
108	62	46	Dyllan	Thornton	2009
106	64	42	Von	Summers	1980
106	55	51	David	Belt	1983
102	50	52	Wompie	Stewart	1983
102	60	42	Blake	Gardner	2004
100	55	45	Braxton	Winders	2018



Minimum 100

Tackles in a Game	Solos	Assists	Name	Season	Opponent
26	17	9	Barkley Hughes	1989	Webster County
25	15	10	Gary McConnell	1976	Heath
23	n/a	n/a	Wompie Stewart	1983	McLean County
22	17	5	Von Summers	1980	Trigg County
22	16	6	Josh Andrews	1987	Murray
22	17	5	Blake Gardner	2005	Mayfield
22	12	10	Adam Beavers	2017	Campbellsville - Playoff
21	12	9	Tyler Boone	2020	Henderson County
20	n/a	n/a	Von Summers	1979	Webster County
20	n/a	n/a	Kenny Bell	1981	Reidland
20	n/a	n/a	Billy Mills	1982	Webster County
20	n/a	n/a	Billy Mills	1982	Calloway County
20	n/a	n/a	David Belt	1983	Russellville
20	9	11	Gavin Dickerson	2016	Webster County
20	13	7	Zech McGahan	2021	Madisonville - North Hopkins
19	n/a	n/a	Seldon Howerton	1973	Fulton County
19	n/a	n/a	Von Summers	1979	Union County
19	13	6	Dylan Smith	2016	Todd County Central
19	12	7	Gavin Dickerson	2016	Fulton City
19	4	15	Sean O'Leary	2017	Campbellsville - Playoff
19	11	8	Case Gobin	2021	Caldwell County
18	n/a	n/a	Billy Mills	1981	Heath
18	n/a	n/a	Billy Mills	1981	Trigg County
18	2	16	Wompie Stewart	1984	Russellville
18	8	10	Dylan Smith	2016	Webster County
18	10	8	Adam Beavers	2017	Trigg County
18	12	6	Tyler Boone	2017	Campbellsville - Playoff
18	10	8	Braxton Winders	2018	Union County
18	10	8	Caden McCalister	2019	Union County
17	n/a	n/a	Mike Taylor	1973	Russellville
17	n/a	n/a	Donnie Beavers	1973	Reidland
17	n/a	n/a	Randall Turley	1973	Fulton County
17	10	7	Ricky James	1976	Heath
17	n/a	n/a	Von Summers	1980	Calloway County
17	n/a	n/a	Billy Mills	1981	Union County
17	11	6	David Beverly	1996	Ballard Memorial
17	8	9	Bobby Knox	2012	Madisonville - North Hopkins
17	11	6	Gavin Dickerson	2016	Hopkins County Central
17	11	6	Tyler Boone	2017	Ballard Memorial
17	11	6	Sean O'Leary	2018	Union County
17	12	5	Caden McCalister	2019	Todd County Central
17	13	4	Tyler Boone	2020	Russellville



Minimum 17

## DEFENSE - Tackles for Loss (TFL)

*TFL started being kept as a statistic in 1995.*

Tackles for Loss in a Career	Name	Seasons	
56	Tyler Boone	2017-2020	
47	Adam Beavers	2014-2017	
44	Sean O'Leary	2015-2018	
43	Aaron Berry	2006-2009	
35	Dylan Clark	2006-2009	
30	Lathen Easley	2017-2020	
30	Dylan Yates	2018-Present	After Week 4
27	Zack Beverly	1999-2002	
25	Bobby Knox	2009-2012	
24	Gaige Courtney	2005-2008	
24	Gavin Dickerson	2015-2018	
22	Brian Penn	1995-1998	
21	Matt Jent	1996-1999	
21	Travis McKinney	2012-2015	
19	Jordan Roberts	2000-2003	
18	Lucas Mick	1998-2001	
18	Dustin Lanham	2002-2005	
18	Travis Fitzgerald	2012-2015	
17	Caden McCalister	2017-2020	
16	Josh James	1999-2002	
16	Dyllan Thornton	2006-2009	
15	Andrew Freeman	2007-2010	
15	Jacob Long	2008-2010	
15	Brady Birk	2016-2017	



Minimum 15

Tackles for Loss in a Season	Name	Season	
31	Sean O'Leary	2018	
26	Adam Beavers	2017	
24	Tyler Boone	2020	
20	Dylan Clark	2009	
19	Aaron Berry	2009	
18	Zack Beverly	2001	
16	Aaron Berry	2008	
16	Gavin Dickerson	2018	
15	Gaige Courtney	2008	
15	Tyler Boone	2018	
14	Lathen Easley	2018	
14	Tyler Boone	2019	
13	Josh James	2002	
13	Dylan Yates	2019	
12	Brian Penn	1998	
12	Dylan Clark	2008	
12	Brady Birk	2017	
11	Matt Jent	1999	
11	Shawn Lanham	2002	
11	Justin Asbridge	2006	
11	Dyllan Thornton	2009	
11	Bobby Knox	2011	
11	Adam Beavers	2016	
11	Lathen Easley	2019	
11	Dylan Yates	2020	
10	Travis McKinney	2014	



Minimum 10


Tackles for Loss in a Game	Name	Season	Opponent
9	Sean O'Leary	2018	Union County
5	Josh Cozart	1998	Fulton City
5	Adam Beavers	2017	Fulton City
5	Tyler Boone	2019	Fulton County
5	Sean O'Leary	2018	Fulton City
4	Zac Beverly	2001	Hancock County
4	Zac Beverly	2001	Fulton City
4	Shawn Lanham	2002	Fulton City
4	Gaige Courtney	2008	Calloway County
4	Dylan Clark	2009	Massac County (IL)
4	Aaron Berry	2009	McLean County
4	Lane Wallace	2014	Union County
4	Adam Beavers	2016	Bethlehem
4	Adam Beavers	2017	Webster County
4	Brady Birk	2017	Webster County
4	Tyler Boone	2018	Stewart County (TN)
4	Gavin Dickerson	2018	Union County
4	Lathen Easley	2018	Ballard Memorial
4	Sean O'Leary	2018	Russellville
4	Sean O'Leary	2018	Hopkins County Central
4	Tyler Boone	2018	Campbellsville - Playoff
4	Tyler Boone	2020	Union County
4	Tyler Boone	2020	Murray
4	Tyler Boone	2020	Russellville
4	Tyler Boone	2020	Henderson County
4	Tyler Boone	2020	Russellville - Playoff
4	Dylan Yates	2021	Webster County
4	Case Gobin	2021	Webster County
3	Happened 33 times.		

(Left game injured in 2nd Quarter)

Minimum 3


## DEFENSE - Interceptions

Interceptions in a Career	Name	Seasons	
21	T.K. Guess	2002-2005	
16	Tanner Tabor	1996-1999	
14	Denis Hodge	1982-1985	
10	Mike Taylor	1971-1974	
10	Caden McCalister	2017-2020	
8	Chad Perryman	1990-1993	
7	Jared Champion	1996	
7	Matt Mattingly	1998-2001	
7	Xander Tabor	2017-2020	
6	Eric Henderson	1986-1989	
6	Josh James	1999-2002	
6	Grant Gardner	2010-2013	
6	Ethan Hunt	2013-2016	
6	Branen Lamey	2015-2018	
6	Preston Morgeson	2019-Present	After Week 4



Minimum 6

Interceptions in a Season	Name	Season
10	T.K. Guess	2004
8	Denis Hodge	1985
7	Mike Taylor	1972
7	Chad Perryman	1992
7	Jared Champion	1996
6	Kyle Myers	1997
6	Tanner Tabor	1998
6	Tanner Tabor	1999



6	T.K.	Guess	2005
5	Bobby	Hendrix	1989
5	Ethan	Hunt	2015



Minimum 5

Interceptions in a Game	Name	Season	Opponent
3	Mark Hamby	1975	Russellville
3	Al Simmons	1981	Greenville
3	Kyle Myers	1997	Todd County Central
3	T.K. Guess	2004	Webster County
3	Jeramie Sorina	2007	Fulton County
2	Charlie Glore	1959	Daviess County
2	Mike Taylor	1971	Fulton City
2	Mike Taylor	1972	Lone Oak
2	Mark Hamby	1975	Caldwell County
2	Todd Turley	1984	Caldwell County
2	Denis Hodge	1985	Fort Campbell
2	Denis Hodge	1985	Carroll County
2	Zac Greenwell	1986	Webster County
2	Eric Henderson	1989	Hancock County
2	Eric Henderson	1989	Ballard Memorial
2	Barry Baird	1988	Fulton City
2	Chad Perryman	1992	Caldwell County
2	Tanner Tabor	1998	Trigg County
2	Tanner Tabor	1999	Trigg County
2	Cody Hunt	2001	Fulton City
2	T.K. Guess	2004	Metcalfe County
2	Travis Gilbert	2013	Webster County
2	Ethan Hunt	2015	Fulton County
2	Dylan Hicks	2015	Ballard Memorial
2	Devin Nesbitt	2016	Hopkins County Central
2	Tyler Boone	2017	Hopkins County Central
2	Caden McCalister	2017	Caverna - Playoff
2	Preston Morgeson	2020	Murray

Minimum 2

## DEFENSE - Sacks


Sacks in a Career	Name	Seasons	
18	Sean O'Leary	2015-2018	
17	Adam Beavers	2014-2017	
17	Lathen Easley	2017-2020	
15	Zack Beverly	1999-2002	
14	Dylan Yates	2018-Present	<b>After Week 4</b>
12	Tyler Boone	2017-2020	
10	Jeff Porter	1982-1985	
10	Aaron Berry	2006-2009	
10	Dylan Clark	2006-2009	
10	Travis McKinney	2012-2015	
10	Braxton Winders	2017-2020	
9	Jeff Campbell	1982-1985	
8	Greg Brantley	1972-1975	Stats Incomplete
8	Bobby West	1993-1996	Stats Incomplete
8	Matt Jent	1996-1999	
8	Bobby Knox	2009-2012	
8	Stephon Cozart	2009-2012	
8	Brady Birk	2016-2017	
8	Gavin Dickerson	2015-2018	
6	George Congenie	2002-2005	
6	Darren Holliman	1982-1985	
5	David Hunt	1998-2001	

5	Andrew	Freeman	2007-2010	
5	Terry	Werne	2007-2010	
5	Travis	Fitzgerald	2012-2015	
5	Chad	Mott	1985-1988	
5	Case	Gobin	2019-Present	After Week 4

Minimum 5


Sacks in a Season	Name	Season
11	Sean O'Leary	2018
9	Jeff Campbell	1985
9	Jeff Porter	1985
9	Zack Beverly	2002
9	Dylan Yates	2020
8	Greg Brantley	1975
8	Braxton Winders	2019
7	Matt Jent	1998
7	Brady Birk	2017
7	Adam Beavers	2017
7	Lathen Easley	2018
7	Lathen Easley	2019
6	Darren Holliman	1985
6	Zack Beverly	2001
6	Adam Beavers	2016
6	Gavin Dickerson	2018
5	Chad Mott	1988
5	George Congenie	2004
5	Dylan Clark	2008
5	Dylan Clark	2009
5	Stephon Cozart	2011
5	Travis McKinney	2014
5	Tyler Boone	2017
5	Case Gobin	2021
4	Mike Wheeler	1979
4	Bobby West	1995
4	Bobby West	1996
4	Bubba Martin	1997
4	Lance Lynn	2001
4	Aaron Berry	2007
4	Joey Pluskota	2008
4	Aaron Berry	2008
4	Aaron Berry	2009
4	Bobby Knox	2012
4	Travis McKinney	2015
4	Travis Fitzgerald	2015
4	Riley Gobin	2018
4	Dylan Yates	2019
4	Tyler Boone	2020

After Week 4



Minimum 4

Sacks in a Game	Name	Season	Opponent
4	Mike Wheeler	1979	Russellville
4	Sean O'Leary	2018	Union County
3	Von Summers	1980	Calloway County
3	Brandon Travis	2000	Hancock County
3	David Hunt	2000	Ballard Memorial
3	Aaron Berry	2007	Ballard Memorial
3	Devin Wallace	2011	Hopkins County Central
3	Travis McKinney	2014	Fulton City
3	Adam Beavers	2016	Fulton County
3	Tyler Boone	2017	Fulton County
3	Gavin Dickerson	2018	Union County
3	Lathen Easley	2018	Ballard Memorial




3	Lathen	Easley	2019	Russellville
3	Braxton	Winders	2019	Caverna - Playoff
3	Dylan	Yates	2020	Henderson County
3	Case	Gobin	2021	Caldwell County
2	Jeff	Matz	1979	Fulton City
2	Aaron	Summers	1988	Ballard Memorial
2	Junior	Blake	1988	Ballard Memorial
2	Nicky	Brown	1988	Caldwell County
2	Cliff	Paddock	1993	Trigg County
2	Jeremy	Woodside	1995	Webster County
2	Joey	Rich	1998	Ballard Memorial
2	Zack	Beverly	2002	Ballard Memorial
2	Zack	Beverly	2002	Fulton City
2	Shane	Travis	2003	Muhlenberg North
2	George	Congenie	2004	Fulton City
2	Josh	Franklin	2005	Caverna
2	Terry	Werne	2008	Union County
2	Bobby	Knox	2010	Ballard Memorial
2	Andrew	Freeman	2010	McLean County
2	Brady	Birk	2017	Stewart County (TN)
2	Adam	Beavers	2017	Ballard Memorial
2	Lathen	Easley	2017	Fulton County
2	Brady	Birk	2017	Hopkins County Central
2	Adam	Beavers	2017	Bethlehem - Playoff
2	Sean	O'Leary	2018	Russellville
2	Tyler	Boone	2019	Caldwell County
2	Dylan	Yates	2020	Union County
2	Dylan	Yates	2020	Murray
2	Tyler	Boone	2020	Trigg County



Minimum 2


## DEFENSE - Forced Fumbles

Forced Fumbles in a Career	Name	Seasons
10	Travis McKinney	2012-2015
9	Blake Gardner	2002-2005
9	Gavin Dickerson	2015-2018
9	Lathen Easley	2017-2020
8	Matt Jent	1996-1999
8	Nathan Heady	2001
8	Adam Beavers	2014-2017
8	Tyler Boone	2017-2020
7	Travis Fitzgerald	2012-2015
6	Brian Penn	1995-1998
6	Gaige Courtney	2005-2008
6	Aaron Berry	2006-2009
6	Caden McCalister	2017-2020
5	Ben Aull	2000-2003
5	Jordan Roberts	2000-2003
5	Brad Hart	2001-2004
5	Dylan Clark	2006-2009
5	Andrew Freeman	2007-2010



Minimum 5

Forced Fumbles in a Season	Name	Season
8	Nathan Heady	2001
6	Travis McKinney	2014
5	Brian Penn	1998
5	Lathen Easley	2018
5	Caden McCalister	2019
4	Blake Gardner	2005



4	Adam	Beavers	2018
4	Dylan	Yates	2020




Minimum 4

Forced Fumbles in a Game	Name	Season	Opponent
3	Nathan Heady	2001	Heath
3	Nathan Heady	2001	Russellville
3	Travis McKinney	2014	Fulton City
2	Mike Wheeler	1979	Calloway County
2	Alex Summers	1983	Heath
2	Kevin Gilbert	1989	Webster County
2	Jeff Riley	1991	Ballard Memorial
2	Jason Berry	1993	Lone Oak
2	Floyd Turley	1995	Lone Oak
2	Chris Lapp	2002	Russellville
2	Justin Asbridge	2006	Russellville
2	Josh Ipock	2007	Webster County
2	Seth Birdwell	2014	Fulton City
2	Nick Castiller	2014	Webster County
2	Devin Hopper	2015	Hopkins County Central
2	Travis Fitzgerald	2015	Hopkins County Central
2	Gavin Dickerson	2018	Trigg County
2	Lathen Easley	2018	Fulton County
2	Sean O'Leary	2018	Caverna - Playoff
2	Caden McCalister	2019	Union County

Minimum 2

## DEFENSE - Fumble Recoveries

Fumble Recoveries in a Career	Name	Seasons
9	Travis Fitzgerald	2012-2015
9	Caden McCalister	2017-2020
8	Billy Mills	1979-1982 Stats Incomplete
7	Gaige Courtney	2005-2008
7	Andrew Freeman	2007-2010
7	Sean O'Leary	2015-2018
6	Mike Hunt	1972-1975
6	Wompie Stewart	1982-1985
6	Tanner Tabor	1996-1999
6	Matt Jent	1996-1999
6	Lucas Mick	1998-2001
6	Matt Mattingly	1998-2001
6	T.K. Guess	2002-2005
6	Dylan Clark	2006-2009
6	Travis McKinney	2012-2015
6	Adam Beavers	2014-2017
6	Branen Lamey	2015-2018
6	Gavin Dickerson	2015-2018
6	Braxton Winders	2017-2020
5	Butch McDowell	1969-1972
5	Van Hunt	1973-1976
5	Josh James	1999-2002
5	Brad Hart	2001-2004
5	Dustin Lanham	2002-2005
5	Blake Gardner	2002-2005
5	Brian Berry	2007-2010
5	Devin Hopper	2012 & 2015
5	Lathen Easley	2017-2020



Minimum 5

<b>Fumble Recoveries in a Season</b>	<b>Name</b>		<b>Season</b>
6	Billy	Mills	1982
5	Butch	McDowell	1972
5	Wompie	Stewart	1985
5	Matt	Mattingly	2001
5	Andrew	Freeman	2008
5	Devin	Hopper	2015
5	Travis	Fitzgerald	2015
5	Caden	McCalister	2019
4	Steve	Tinsley	1982
4	Matt	Jent	1999
4	Tanner	Tabor	1999
4	Dustin	Lanham	2004
4	Gaige	Courtney	2008
4	Dylan	Clark	2009

Minimum 4

<b>Fumble Recoveries in a Game</b>	<b>Name</b>		<b>Season</b>	<b>Opponent</b>
4	Steve	Tinsley	1982	Calloway County
3	Billy	Mills	1982	Reidland
3	Andrew	Freeman	2008	Kentucky Country Day
3	Devin	Hopper	2015	Caverna
3	Ethan	Hunt	2016	Fort Knox
2	Seldon	Howerton	1973	Webster County
2	Donnie	Beavers	1973	Webster County
2	Mike	Cherry	1974	Trigg County
2	Greg	Brantley	1975	Webster County
2	Mike	Cook	1975	Heath
2	Van	Hunt	1975	Caldwell County
2	Van	Hunt	1976	Reidland
2	Chad	Mott	1988	Caldwell County
2	Robert	Kirby	1989	McLean County
2	Jeff	Riley	1991	Ballard Memorial
2	Jason	Berry	1993	Lone Oak
2	Keith	Wilcox	2000	Ballard Memorial
2	Lucas	Mick	2001	Union County
2	Justin	Baker	2003	McLean County
2	Josh	Tinsley	2006	Caldwell County
2	Dylan	Clark	2009	Holy Cross (Louisville)
2	Travis	Fitzgerald	2014	Fulton City
2	Caden	McCalister	2019	Fort Campbell
2	Noah	McGowan	2019	Russellville

Minimum 2

Longest Touchdown Pass

Yards	Receiver		Quarterback		Season	Opponent
99*	Jerry	Jessup	David	Cozart	1987	Reidland
97*	Tyler	Boone	Hunter	Jones	2019	Webster County
96*	Allen	Crider	Jamie	Curtis	1990	Reidland
90	Dylan	Hollis	Nick	Castiller	2015	McLean County
88	Eric	Henderson	Brad	Gilbert	1989	Fulton City
83	Rodney	Travis	Jamie	Champion	1961	Sturgis
82	Jerry	Jessup	Brad	Gilbert	1989	Ballard Memorial
82	Seth	Birdwell	Nick	Castiller	2015	Fulton County
82	Preston	Morgeson	Luke	Crider	2020	Trigg County
81	Kaleb	Nesbitt	Luke	Crider	2021	Webster County
79	Ethan	Dossett	Hunter	Boone	2017	Ballard Memorial
78	David	Hunt	Zach	Brantley	2000	Fulton County
78	Ethan	Hunt	Hunter	Boone	2016	Todd County Central
75	Glenn	Jones	Turner	Martin	1980	Russellville
75	Blake	Gardner	Austin	Berry	2005	Fulton County
74	T.K.	Guess	Austin	Berry	2005	Caldwell County
74	Shawnte	Moss	Austin	Berry	2004	Hancock County
73	Kyle	Myers	Doug	Campbell	1997	McLean County
73	Payton	Riley	Hunter	Boone	2018	Stewart County (TN)
73	Preston	Turley	Luke	Crider	2020	Trigg County
71	Shawnte	Moss	Austin	Berry	2004	McLean County
71	Dustin	Hernandez	Bryce	Willis	2010	Webster County
70	Chad	Perryman	Bryan	O'Neal	1993	South Hopkins
70	Rodney	Robertson	Taylon	Polk	2006	Logan County
70	Ethan	Dossett	Hunter	Boone	2017	Caldwell County
69	Mark	Hamby	Jimmy	Hughes	1974	Reidland
69	T.K.	Guess	Austin	Berry	2004	Calloway County
69	T.K.	Guess	Austin	Berry	2004	Fulton City
67	Dustin	Hernandez	Bryce	Willis	2011	Hancock County
66	Cody	Robinson	Sean	Thompson	2003	Muhlenberg North
65	Ronnie	Orr	Dickie	Tabor	1958	Morganfield
65	Jamie	Champion	Larry	Orr	1963	Christian County
65	Denis	Hodge	Al	Simmons	1983	Hancock County
65	Ethan	Dossett	Hunter	Boone	2018	Fulton City
64	Cody	Robinson	Sean	Thompson	2003	Muhlenberg North
64	T.K.	Guess	Austin	Berry	2004	Webster County
64	Ethan	Dossett	Hunter	Boone	2018	Ballard Memorial
63	Tim	Binkley	David	Cozart	1988	Reidland
63	Preston	Morgeson	Luke	Crider	2021	Madisonville-North Hopkins
62	Preston	Morgeson	Luke	Crider	2020	Caverna
61	Dennis	Mott	Dwight	Little	1962	Trigg County
61	Blake	Gardner	Austin	Berry	2005	Calloway County
61	J.D.	Gray	Taylon	Polk	2006	Russellville
61	Gaige	Courtney	J.D.	Gray	2008	Fulton City
60	Jeremy	Wheeler	Joey	Rich	1998	Reidland
60	Tyler	Coleman	Nick	Castiller	2015	Russellville
59	Jason	Mathieu	Doug	Campbell	1998	McLean County
59	Cody	Hunt	Zach	Brantley	2001	McLean County
59	Tyler	Boone	Hunter	Boone	2018	Campbellsville - Playoff
58	Denis	Hodge	Buddy	McDaniel	1985	Fulton County



## LONGEST PLAYS AND STREAKS

58	Cody	Hunt	Sean	Thompson	2002	Mayfield
58	Shawnte	Moss	T.K.	Guess	2004	Mayfield
58	Evan	Smiley	Taylon	Polk	2006	Logan County
57	Dustin	McConnell	J.D.	Gray	2008	Caldwell County
57	Tyler	Boone	Hunter	Jones	2019	Fort Campbell
57	Xander	Tabor	Luke	Crider	2020	Trigg County
55	Ronnie	Orr	Dickie	Tabor	1959	Caldwell County
54	Preston	Morgeson	Luke	Crider	2020	Russellville - Playoff
54	Denis	Hodge	Darron	Holliman	1984	South Hopkins
54	Branen	Lamey	Hunter	Boone	2018	Union County
54	Kaleb	Nesbitt	Luke	Crider	2020	Murray
54	Preston	Morgeson	Caden	McCalister	2020	Russellville - Playoff
53	Johnny	Newsom	Jamie	Curtis	1992	Todd County Central
52	Steve	Davidson	Ronnie	Orr	1959	Morganfield
52	Von	Summers	Turner	Martin	1980	Ballard Memorial
52	Cody	Robinson	Sean	Thompson	2003	Caverna
51	Greg	Marrett	Turner	Martin	1980	Calloway County
51	Curtis	Franklin	Al	Simmons	1982	Ballard Memorial
50	Jamie	Champion	Larry	Orr	1963	Christian County
50	Dennis	Porter	Bill	McClure	1969	Russellville
50	Mike	McConnell	Chuck	Evans	1973	Trigg County
50	Josh	Cozart	Doug	Campbell	1998	Heath
50	Blake	Gardner	Austin	Berry	2005	Caverna


Minimum 50 Yards

\*KHSAA State Record Book Minimum: 95 Yards

## Longest Rushing Touchdown

Yards	Name	Season	Opponent
91	Steve Davidson	1960	Henderson County
90	Jimmy Hopper	1963	Sturgis
89	Denis Hodge	1984	McLean County
89	Jerry Jessup	1989	Webster County
87	Bowe Wallace	2010	Webster County
85	Barry Gilland	1960	Trigg County
85	David Beverly	1996	Webster County
84	Jody Porter	1992	Reidland
82	Gaige Courtney	2008	Fulton City
81	Charlie Johnson	2014	Caldwell County
80	Harold Travis	1957	Providence
80	Steve Davidson	1960	Trigg County
80	Donnie Phillips	1986	Webster County
80	David Beverly	1995	Mayfield
79	Jimmy Hopper	1963	Sturgis
79	Dennis Mott	1964	Russellville
79	Hunter Jones	2016	Union County
78	Dylan Hollis	2015	Todd County Central
77	Xander Tabor	2020	Caverna
75	Jimmy Hopper	1962	Trigg County
75	Greg Marrett	1980	Calloway County
75	Jerry Jessup	1989	Hancock County
75	David Beverly	1995	Caldwell County
75	David Beverly	1997	Heath

**STEVE DAVIDSON**





**JERRY JESSUP**



## LONGEST PLAYS AND STREAKS

75	Rodney	Robertson	2008	Ballard Memorial
73	Ronnie	Moss	1988	Webster County
72	Xander	Tabor	2020	Trigg County
71	Tracy	Armstrong	1990	Murray
70	Turner	Martin	1980	Greenville
70	Ronnie	Moss	1988	Hancock County
69	Ronnie	Moss	1988	Reidland
68	Jody	Porter	1994	Fulton City
68	Blake	Gardner	2004	Muhlenberg North
68	Andrew	Freeman	2010	Massac County (IL)
67	Dennis	Mott	1963	Morganfield
67	Ronnie	Moss	1987	Caldwell County
67	Ronnie	Moss	1988	Reidland
67	J.D.	Gray	2009	Mayfield
66	Terry	Crabtree	1987	Graves County
66	T.K.	Guess	2005	Mayfield
66	Lane	Wallace	2014	Hopkins County Central
65	Steve	Davidson	1959	Russellville
65	Mark	Hamby	1975	Russellville
65	Rusty	Miniard	1985	Greenville
65	David	Hunt	2001	Webster County
65	Sean	Thompson	2003	Webster County
64	David	Belt	1983	Lone Oak
64	Denis	Hodge	1985	Caverna
64	Blake	Gardner	2004	Muhlenberg North
64	T.K.	Guess	2004	Metcalfe County
63	Von	Summers	1980	Reidland
63	Rodney	Robertson	2007	Union County
62	Denis	Hodge	1985	Caverna
62	Devon	Nesbitt	2018	Hopkins County Central
61	Gary	Matz	1961	Sturgis
60	Jimmy	Hopper	1962	Russellville
60	Jimmy	Hopper	1962	Sturgis
60	Mike	Taylor	1974	Caldwell County
60	Joey	Rich	1996	Reidland
60	Cody	Robinson	2003	Muhlenberg North
60	Rodney	Robertson	2007	Ballard Memorial
60	Andrew	Freeman	2010	McLean County
58	J.D.	Gray	2009	Holy Cross (Louisville)
58	Devon	Nesbitt	2016	Fulton County
57	Dustin	Hernandez	2010	Fulton City
56	Jimmy	Hopper	1962	Russellville
56	Ray	Davis	1965	Russellville
56	Mike	Taylor	1974	McLean County
56	Steve	Thompson	1999	Trigg County
56	Brad	Madden	1999	Heath
56	Blake	Gardner	2004	Union County
55	Mike	Heffington	1969	Fort Campbell
55	Rodney	Robertson	2006	Caverna
55	Devon	Nesbitt	2018	Stewart County (TN)
55	Devon	Nesbitt	2018	Bethlehem - Playoffs
55	Xander	Tabor	2019	Fort Campbell
54	Jimmy	Hopper	1963	Christian County
54	Dennis	Mott	1964	Christian County



## LONGEST PLAYS AND STREAKS

54	Jimmy	Hughes	1975	Webster County
54	Ronnie	Moss	1987	Webster County
54	Jody	Porter	1993	Reidland
54	David	Hunt	2001	Fulton County
54	Dustin	Hernandez	2011	Reidland
54	Tyler	Boone	2020	Russellville - Playoff
53	Dennis	Mott	1963	Russellville
53	Bobby	Buckalew	1966	Fulton City
53	Ronnie	Moss	1988	Ballard Memorial
53	Blake	Gardner	2005	Russellville
53	J.D.	Gray	2009	Ballard Memorial
52	Greg	Marrett	1980	Reidland
52	Donny	Beverly	1992	Reidland
52	Rodney	Robertson	2007	Fulton County
52	Xander	Tabor	2019	Kentucky Country Day - Playoffs
51	Jimmy	Hopper	1963	Sturgis
51	Bob	Johnson	1972	Fulton County
51	Turner	Martin	1980	Greenville
51	Bryan	Guess	1992	Reidland
50	Jimmy	Hopper	1962	Russellville
50	Dennis	Mott	1964	Warren County
50	Josh	Franklin	2003	Muhlenberg North
50	Jeramie	Sorina	2006	Russellville
50	Rodney	Robertson	2008	Union County
50	Dustin	Hernandez	2011	Hopkins County Central
50	Lane	Wallace	2013	Webster County
50	Charlie	Johnson	2016	Fulton County

Minimum 50 Yards

## Longest Interception Return for a Touchdown

Yards	Name	Season	Opponent
100*	Jerry Jessup	1989	Webster County
96	Ronnie Moss	1988	Caldwell County
95	Kyle Myers	1997	Todd County Central
92	Jody Porter	1992	Webster County
86	Eddie Rushing	1968	North Warren
86	David Beverly	1994	Fulton County
82	T.K. Guess	2005	Logan County
77	Shawnte Moss	2004	Calloway County
75	Larry Orr	1962	Henderson County
75	Bryce Willis	2011	Reidland
74	Branen Lamey	2018	Union County
71	Tanner Tabor	1998	Trigg County
70	Caden McCalister	2017	Fulton County
60	Xander Tabor	2019	Russellville - Playoffs
52	T.K. Guess	2005	Webster County
50	Tink Orr	1958	Booneville (Ind.)
50	Butch McWilliams	1965	Fulton City
50	Branen Lamey	2018	Stewart County (TN)
49	T.K. Guess	2003	McLean County
49	T.K. Guess	2004	McLean County

## LONGEST PLAYS AND STREAKS

47	Jacob	Courtney	2006	Webster County
47	Devon	Nesbitt	2017	Ballard Memorial
46	Caden	McCalister	2020	Trigg County
45	Austin	Berry	2003	Muhlenberg North

Minimum 45 Yards

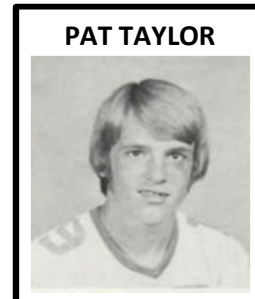

\*KHSAA State Record Book Minimum: 100 Yards

### Longest Interception Return without Scoring a Touchdown

96	Dalton	Wood	2019	Caverna
----	--------	------	------	---------

## Longest Fumble Return for a Touchdown

Yards	Name	Season	Opponent
92	Mike Hunt	1975	Webster County
80	Pat Taylor	1975	Caldwell County
58	Jacob Russelburg	2016	Hopkins County Central
57	Caden McCalister	2019	Fort Campbell
55	Denis Hodge	1985	South Hopkins
50	Jimmy Hopper	1961	Trigg County
47	Al Simmons	1981	Ballard Memorial
42	Bob Buckalew	1967	Fort Campbell
40	Danny Hodges	1975	Lone Oak
40	Bobby West	1996	Todd County Central
37	Daniel Price	2010	McLean County
35	Tink Orr	1958	Henderson County
33	Travis McKinney	2014	Fulton City
32	Braxton Winders	2018	Fulton City
29	Grant Gardner	2011	Hopkins County Central
21	Andrew Freeman	2008	Kentucky Country Day
19	Sean Thompson	2003	Caldwell County
19	Dyllan Thornton	2008	Fulton County
15	Donnie Mills	1973	Heath
12	T.K. Guess	2005	Russellville
7	Alex Summers	1983	Ballard Memorial
5	Stuart Crider	1977	Fulton City
1	Tanner Tabor	1999	Caldwell County
0	Marshall Enoch	1977	Webster County
0	Randy Noe	1978	Russellville
0	David Kemper	1979	Calloway County
0	Alex Summers	1983	Caldwell County
0	Chad Mott	1988	Caldwell County
0	Floyd Turley	1995	Lone Oak
0	Josh Cozart	1999	Fulton County
0	David King	2003	Caverna
0	Jacob Courtney	2006	Logan County
0	Andrew Freeman	2008	Kentucky Country Day
0	Wompie Stewart	1983	Ballard Memorial
0	Dyllan Yates	2019	Webster County




All Known Fumble Returns for Touchdowns

KHSAA State Record Book Minimum: 95 Yards

## Longest Punt Return for a Touchdown

## LONGEST PLAYS AND STREAKS

Yards	Name	Season	Opponent
90	Tim Binkley	1989	Webster County
85	J.D. Gray	2008	Caldwell County
82	Jeramie Sorina	2006	Caldwell County
74	T.K. Guess	2004	McLean County
70	Dickie Tabor	1959	Henderson County
70	Gary Winters	1971	Lone Oak
69	Preston Morgeson	2019	Ballard Memorial
63	J.D. Gray	2008	Ballard Memorial
62	T.K. Guess	2005	Russellville
59	Ronnie Moss	1987	Ballard Memorial
55	Denis Hodge	1985	Ballard Memorial
55	J.D. Gray	2009	Louisville Holy Cross - Playoffs
55	David Hunt	2001	McLean County
45	Denis Hodge	1985	South Hopkins
40	Gary McConnell	1976	Webster County
37	David Beverly	1995	Fulton County
35	Denis Hodge	1985	Paintsville
25	Ethan Dossett	2017	Caverna
25	Caden McCalister	2019	Ballard Memorial
20	Grant Gardner	2011	Hopkins County Central
10	Tanner Beverly	2021	Webster County
6*	Stephon Cozart	1986	Caldwell County
2*	Steve Thompson	1998	Fulton City
0**	Steve Thompson	1999	Ballard Memorial
0**	Maddux Carlson	2019	Caverna



*Added 2019*



\* Blocked punt returned.

\*\* Blocked punt recovered in the end zone.

All Known Punt Returns for Touchdowns

## Longest Kickoff Return for a Touchdown

Yards	Name	Season	Opponent
99	David Beverly	1996	Fulton County
96	Jamie Champion	1962	Daviess County
95	Bob Johnson	1972	Lone Oak
95	Jim Hall	1980	Caldwell County
92	David Maddux	2000	Todd County Central
92	Alex Cosby	2015	Bethlehem
90	Dennis Mott	1963	Providence
90	Shannon Epley	2001	Russellville
88	Gary Winters	1970	North Marshall
88	Tanner Nix	2010	Ballard Memorial
88	Preston Morgeson	2020	Russellville
86	David Beverly	1996	Todd County Central
86	Shawnte Moss	2004	Muhlenberg North
86	Blake Gardner	2005	McLean County
86	T.K. Guess	2005	Union County
85	Dennis Mott	1964	Paducah Lincoln
85	Gary Winters	1970	Ohio County
85	Gary Winters	1971	Russellville
85	Gary McConnell	1976	Lone Oak
85	Tim Hamby	1978	Hancock County



## LONGEST PLAYS AND STREAKS

85	Jared	Champion	1996	Caldwell County
85	David	Hunt	2000	Trigg County
84	Mark	Hamby	1975	Russellville
84	Shawnte	Moss	2002	Union County
84	Devon	Nesbitt	2018	Ballard Memorial
82	Rodney	Robertson	2007	Webster County
82	Dustin	Hernandez	2011	Marshall County
82	Alex	Cosby	2015	Webster County
80	Franklin	Bennett	1958	Daviess County
80	Bob	Johnson	1971	Lone Oak
80	Tim	Hamby	1977	Fulton County
80	Russell	Roberts	1995	Webster County
77	Donny	Beverly	1991	Reidland
76	Jimmy	Hopper	1961	Christian County
76	Shawnte	Moss	2004	Fulton City
75	Jimmy	Hopper	1961	Christian County
75	Pippi	Hardin	1967	Henderson City
75	Dennis	Porter	1969	Lone Oak
75	Brian	Berry	2010	Fulton County



Minimum 75 Yards

## Longest Field Goal

Yards	Name		Season	Opponent
42	Brad	Madden	1999	Murray
41	Micah	Hollamon	2013	Caldwell County
40	Jeremy	Lander	1993	Russellville
37	Parker	Johnson	2018	Union County
35	Chad	Perryman	1991	Reidland
34	Dylan	Hicks	2014	Fulton City
33	Micah	Hollamon	2012	Reidland
32	Chad	Perryman	1990	Ballard Memorial
31	Jeremy	Lander	1992	Russellville
31	Sean	Thompson	2001	Caldwell County
30	Aaron	Summers	1988	Murray
30	Jeremy	Lander	1992	Trigg County
30	J.R.	Adams	2008	Union County
30	Micah	Hollamon	2011	Caldwell County
29	Alex	Summers	1984	Webster County
29	Micah	Hollamon	2011	Union County
29	Micah	Hollamon	2012	Ballard Memorial
28	J.R.	Adams	2008	Lake County (TN)
28	Micah	Hollamon	2011	Hopkins County Central
28	Micah	Hollamon	2011	Marshall County
27	Aaron	Summers	1986	Russellville
27	Chad	Perryman	1990	Ballard Memorial
27	Brian	Berry	2010	Murray
27	Noah	Perkins	2020	Henderson County
26	Will	Perkins	2016	Bethlehem
26	Parker	Johnson	2018	Caldwell County
24	Micah	Hollamon	2011	Trigg County
24	Micah	Hollamon	2012	Ballard Memorial



## LONGEST PLAYS AND STREAKS

24	Parker	Johnson	2018	Caldwell County
23	Sean	Thompson	2001	Russellville
22	Buddy	McDaniel	1985	Russellville
21	Brad	Madden	1999	Murray
21	Bryan	Bradham	2000	Heath
20	Javon	Doom	1994	Fulton County
17	Lee	Conrad	1997	Trigg County
16	Sean	Thompson	2003	Caldwell County

All Known Field Goals

KHSAA State Record Book Minimum: 52 Yards

### Consecutive Extra Points Made

Extra Points	Name	Season(s)	
36	Noah Perkins	2019-2020	(5-'19; 31-'20)
33	Will Perkins	2015-2016	(22-'15; 11-'16)
22	Noah Perkins	2017-2019	(10-'17; 7-'18; 5-'19)
19	Will Perkins	2016	
19	Cody Belt	2017	
18	Parker Johnson	2018	
16	Cody Belt	2017	
14	Jeremy Lander	1992-1993	(5-'92; 9-'93)
14	George Congenie	2004	
14	Micah Hollamon	2011-2012	(3-'11; 11-'12)
13	George Congenie	2003	
12	Parker Johnson	2018	
12	Noah Perkins	2019	
11	Andy Mason	1986	
11	J.R. Adams	2008	
10	Noah Perkins	2019	
10	Preston Morgeson	2021	
9	Buddy McDaniel	1985	
9	Buddy McDaniel	1985	
9	George Congenie	2005	
9	George Congenie	2005	
9	Jordan Martin	2007	
9	Parker Johnson	2018	
8	George Congenie	2005	
8	J.R. Adams	2008	
8	J.R. Adams	2009	
8	Micah Hollamon	2010	
8	Micah Hollamon	2011	

Minimum 8

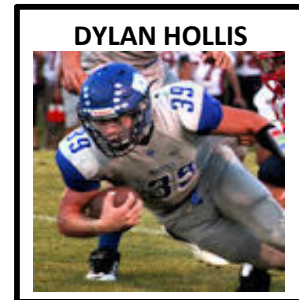
KHSAA State Record Book Minimum: 30 Consecutive

### Consecutive Games with a Reception

Games	Name	Season(s)	
26	Ethan Dossett	2016-2018	(1-'16; 13-'17; 12-'18)
25	Ethan Hunt	2014-2016	* (1-'14; 12-'15; 12-'16)
22	T.K. Guess	2004-2005	* (10-'04; 12-'05)
15	Alex Cosby	2014-2015	* (3-'14; 12-'15)

## LONGEST PLAYS AND STREAKS

13	Dyllan	Hollis	2014-2015	*	(1-'14; 12-'15)
13	Cody	Belt	2017	*	
13	Payton	Riley	2018	*	
12	Bobby	Knox	2011-2012	*	(1-'11; 11-'12)
10	Branen	Lamey	2016-2017		(3-'16; 7-'17)
10	Kaleb	Nesbitt	2020-2021	<b>ACTIVE</b>	<b>(6-'20; 4-'21)</b>
9	Branen	Lamey	2018	*	
8	Kenny	Bell	1981		
8	Seth	Birdwell	2015	*	
8	Maeson	Myers	2016		
7	Denis	Hodge	1983		
7	Chad	Perryman	1991-1992		
7	Chad	Perryman	1992		
7	Shawnte	Moss	2003-2004		(2-'03; 5-'04)
7	Dylan	Clark	2009		
7	Tyler	Coleman	2015		
7	Gavin	Dickerson	2016-2017		(2-'16; 5-'17)
7	Devon	Nesbitt	2017		
7	Branen	Lamey	2017-2018		(5-'17; 2-'18)
7	Devon	Nesbitt	2018		
7	Tyler	Boone	2019		
7	Preston	Turley	2020		
6	Devin	Nesbitt	2016		
6	Branen	Lamey	2016		
6	Chad	Perryman	1991		
6	Shane	Carter	1994		
6	Blake	Gardner	2004		
6	Mason	Hunt	2017		
6	Preston	Morgeson	2020		
6	Brysen	Baker	2020		
5	Curtis	Franklin	1982		
5	Grant	Gardner	2012		
5	Grant	Gardner	2010-2011		
5	Dustin	Harris	2003	*	
5	Brad	Hart	2004		
5	Xander	Tabor	2020		



Minimum 5

\* Ended Career with Streak Still Intact

## Consecutive Games with a Touchdown Pass

Games	Name	Season(s)		
14	Hunter Boone	2016-2017		(2-'16; 12-'17)
13	Hunter Boone	2018	*	
11	Austin Berry	2004-2005		
11	Luke Crider	2020-2021		(9-'20; 2-'21)
7	Mike Sutton	1972		
6	Austin Berry	2005		
6	Nick Castiller	2015		
5	Turner Martin	1980-1981		
5	Luke Crider	2019		
4	J.D. Gray	2008		
4	Hunter Jones	2019		



## LONGEST PLAYS AND STREAKS

*\* Ended Career with Streak Still Intact*

Minimum 4

KHSAA State Record Book Minimum: 10 Consecutive Games

	<b>Most in a Game</b>	<b>Least in a Game</b>
CC First Downs	<b>26</b> 1987 - Fulton County	<b>1</b> 1994 - Russellville
Opponent First Downs	<b>27</b> 1987 - Reidland	<b>1</b> Occurred More Than Five Times
CC Penalties	<b>19</b> 2001 - Fulton County	<b>0</b> 2006 - Hancock County 2010 - Fulton City 2013 - Caldwell County 2015 - Hopkins County Central 2016 - Fulton City
CC Penalty Yards	<b>205</b> 1997 - Reidland	<b>0</b> 2006 - Hancock County 2010 - Fulton City 2013 - Caldwell County 2015 - Hopkins County Central 2016 - Fulton City
Opponent Penalties	<b>21</b> 1996 - Fulton City	<b>0</b> 2002 - Webster County 2003 - Muhlenberg County 2004 - McLean County
Opponent Penalty Yards	<b>197</b> 1972 - Reidland	<b>0</b> 2002 - Webster County 2003 - Muhlenberg County 2004 - McLean County 2021 - Hancock County
CC Rush Attempts	<b>69</b> 2021 - Madisonville	<b>11</b> 2019 - Caverna
CC Rush Yards	<b>482</b> 1992 - Reidland	<b>-25</b> 1969 - Russellville
Opponent Rush Attempts	<b>68</b> 1997 - McLean County	<b>4</b> 1998 - Fulton County - Playoff
Opponent Rush Yards	<b>493</b> 2014 - Union County	<b>-62</b> 2017 - Webster County
CC Pass Completions	<b>25</b> 2004 - Hancock County 2016 - Bethlehem	<b>0</b> Occurred More Than Five Times
CC Pass Attempts	<b>43</b> 2017 - Ballard Memorial	<b>0</b> 2009 - Caldwell County
CC Pass Interceptions	<b>6</b> 1992 - Russellville 2017 - Caldwell County	<b>0</b> Occurred More Than Five Times
CC Pass Yards	<b>447</b> 2017 - Ballard Memorial	<b>-3</b> 2008 - Ballard Memorial - Playoff
Opponent Pass Completions	<b>24</b> 2007 - Massac County (IL)	<b>0</b> Occurred More Than Five Times
Opponent Pass Attempts	<b>47</b> 2018 - Ballard Memorial	<b>0</b> 2008 - Fulton County 2009 - Murray 2015 - Russellville
Opponent Pass Interceptions	<b>7</b> 1963 - Providence	<b>0</b> Occurred More Than Five Times
Opponent Pass Yards	<b>392</b> 2017 - Ballard Memorial	<b>-14</b> 2020 - Caverna
CC Total Yards	<b>637</b> 1992 - Reidland	<b>34</b> 1967 - Russellville
Opponent Total Yards	<b>668</b> 2017 - Ballard Memorial	<b>-27</b> 2017 - Caverna - Playoff
CC Rushing TDs	<b>9</b> 1980 - Greenville	<b>0</b> Occurred More Than Five Times
CC Passing TDs	<b>6</b> 2017 - Ballard Memorial	<b>0</b> Occurred More Than Five Times

	Most in a Game	Least in a Game
CC Special Teams TDs	<b>2</b> 1987 - Ballard Memorial 2019 - Ballard Memorial	<b>0</b> Occurred More Than Five Times
CC Defensive TDs	<b>2</b> 1963 - Paducah Lincoln 1995 - Fulton City 2003 - McLean County 2008 - KY Country Day - Playoff	<b>0</b> Occurred More Than Five Times
Opponent Rushing TDs	<b>9</b> 1969 - Russellville	<b>0</b> Occurred More Than Five Times
Opponent Passing TDs	<b>7</b> 2000 - Trigg County 2013 - Owensboro Catholic - Playoff	<b>0</b> Occurred More Than Five Times
Opponent Special Teams TDs	<b>2</b> Occurred More Than Five Times	<b>0</b> Occurred More Than Five Times
Opponent Defensive TDs	<b>2</b> Occurred More Than Five Times	<b>0</b> Occurred More Than Five Times
CC 1st Qtr Points	<b>42</b> 2017 - Caverna - Playoff	<b>0</b> Occurred More Than Five Times
CC 2nd Qtr Points	<b>35</b> 2016 - Fulton County	<b>0</b> Occurred More Than Five Times
CC 3rd Qtr Points	<b>29</b> 2017 - Ballard Memorial	<b>0</b> Occurred More Than Five Times
CC 4th Qtr Points	<b>27</b> 1963 - Sturgis	<b>0</b> Occurred More Than Five Times
CC OT Qtr Points	<b>7</b> 2001 - Russellville 1992 - Webster County	<b>0</b> Occurred More Than Five Times
Opponent 1st Qtr Points	<b>35</b> 2014 - Caldwell County	<b>0</b> Occurred More Than Five Times
Opponent 2nd Qtr Points	<b>41</b> 2017 - Caldwell County	<b>0</b> Occurred More Than Five Times
Opponent 3rd Qtr Points	<b>32</b> 2004 - Union County	<b>0</b> Occurred More Than Five Times
Opponent 4th Qtr Points	<b>33</b> 1966 - Owensboro Catholic	<b>0</b> Occurred More Than Five Times
Opponent OT Qtr Points	<b>12</b> 1990 - Murray	<b>0</b> Occurred More Than Five Times
Wins in a Season	<b>13</b> 1985	<b>0</b> 1957, 1958, 1970, 1978
Most Games Played in a Season	<b>14</b> 1985, 2008	
Consecutive Decisions to start a Season	Wins <b>8</b> 1999 2009	Losses <b>11</b> 1978
Consecutive Decisions In-A-Row	Wins <b>12</b> 1985	Losses <b>22</b> 1957-1959
Consecutive Decisions at Home	Wins <b>11</b> 1985-1986	Losses <b>12</b> 1957-1959
Most Home Wins in a Season	Wins <b>7</b> 1985, 1998, 2018	
Teams to Go Undefeated at Home During a Single Season	1963, 1975, 1986, 1999, 2008, 2018, 2020	

---

## Most in a Game

---

---

## Least in a Game

---

Consecutive Wins on the Road

Wins

**6** 1984-1985; 1998-1999

Most Road Wins in a Season

Wins

**5** 1985, 2004, 2009

Teams to Go Undefeated on the Road  
During a Single Season

1985

TEAM AVERAGE PER GAME RECORDS

	Highest Per Game Average		Lowest Per Game Average		Current Season Per Game Average	
	Stat	Season	Stat	Season	Stat	Season
CC First Downs	14.6	2001	7.3	1994	8.5	2021
Opponent First Downs	13.9	1990	7.4	1985	11.3	2021
CC Penalties	8.9	2001	3.1	2013	6.0	2021
CC Penalty Yards	74.8	2001	21.0	2013	54.0	2021
Opponent Penalties	9.3	1999	3.9	2012	3.3	2021
Opponent Penalty Yards	78.9	1999	31.8	2009	30.8	2021
CC Rush Attempts	49.0	1998	22.3	2016	22.0	2021
CC Rush Yards	270.8	1998	64.3	1994	104.5	2021
Opponent Rush Attempts	39.5	2003	25.6	2013	46.8	2021
Opponent Rush Yards	226.8	2000	78.2	2018	180.8	2021
CC Pass Completions	14.1	2017	2.6	1998	13.8	2021
CC Pass Attempts	25.3	2015	1.8	1998	24.0	2021
CC Pass Interceptions	1.8	2020	0.2	2008	1.0	2021
CC Pass Yards	212.9	2017	37.3	1995	202.8	2021
Opponent Pass Completions	10.5	2018	3.8	1997	5.0	2021
Opponent Pass Attempts	24.2	2018	9.3	1997	9.3	2021
Opponent Pass Interceptions	1.6	2020	0.5	2011	0.5	2021
Opponent Pass Yards	158.3	2008	45.2	1985	39.5	2021
CC Total Yards	364.4	2018	122.3	2017	307.3	2021
Opponent Total Yards	352.9	2000	143.7	1985	225.3	2021
CC Rushing TDs	3.3	2008	0.8	1994	1.3	2021
CC Passing TDs	2.8	2018	0.1	2013	2.0	2021
CC Special Teams TDs	0.3	1996, 2004, 2005, 2010	0.0	Numerous Seasons	0.3	2021
CC Defensive TDs	0.5	2003	0.0	Numerous Seasons	0.0	2021
Opponent Rushing TDs	2.6	2013	0.7	2020	1.8	2021
Opponent Passing TDs	1.9	2000	0.5	1996, 1999	0.3	2021

## TEAM PER GAME AVERAGES

<b>Opponent Special Teams TDs</b>	0.5	2006	0.0	Numerous Seasons	0.0	2021
<b>Opponent Defensive TDs</b>	0.5	1995, 2015	0.0	Numerous Seasons	0.0	2021
<b>CC 1st Qtr Points</b>	15.8	2018	0.5	1994	11.3	2021
<b>CC 2nd Qtr Points</b>	13.8	2005	1.8	1994	7.0	2021
<b>CC 3rd Qtr Points</b>	9.5	2018	1.8	1994	1.8	2021
<b>CC 4th Qtr Points</b>	6.8	1999	1.3	2012	5.0	2021
<b>CC OT Points</b>	0.6	2001	0.0	Numerous Seasons	0.0	2021
<b>Opp 1st Qtr Points</b>	10.4	2013	1.5	2018	1.8	2021
<b>Opp 2nd Qtr Points</b>	13.6	2013	0.7	2020	7.3	2021
<b>Opp 3rd Qtr Points</b>	9.3	2011	0.6	2019	4.8	2021
<b>Opp 4th Qtr Points</b>	10.0	2006	1.7	1997	1.8	2021
<b>Opp OT Points</b>	0.5	1997, 2001, 2011	0.0	Numerous Seasons	0.0	2021
<b>CC Points Scored</b>	43.5	2018	8.9	1994	25.0	2021
<b>Opp Points Scored</b>	33.5	2014	6.9	1985	15.5	2021

## SINGLE GAME TEAM POINT TOTALS AND MARGINS

### Largest Margin of Victory By Crittenden County

Margin	Season	Opponent	Final Score
78	2020	Caverna	78 - 0
69	2017	Caverna	69 - 0
63	2018	Caverna	63 - 0
57	1997	Todd County Central	64 - 7
57	2009	Fulton City	57 - 0
56	1980	Greenville	64 - 8
55	1988	Reidland	55 - 0
55	2010	Fulton County	61 - 6
55	2018	Hopkins County Central	61 - 6
54	2019	Caverna	54 - 0
53	1996	Russellville	56 - 3
53	2003	Muhlenberg North	53 - 0
53	2005	Russellville	59 - 6
53	2010	McLean County	61 - 8
53	2010	Webster County	53 - 0
52	1988	Fulton City	52 - 0
51	2018	Fulton County	59 - 8
50	2008	Fulton County	58 - 8
50	1972	Fulton County	50 - 0
50	2017	Fulton County	50 - 0
48	1963	Providence	54 - 6
48	2005	McLean County	48 - 0
48	2010	Fulton City	48 - 0
48	2017	Fulton City	54 - 6
47	1972	Fulton County	54 - 7
47	2001	Fulton County	47 - 0
47	2008	Kentucky Country Day	47 - 0
47	2021	Webster County	53 - 6
46	1963	Henderson Douglas	59 - 13
46	1985	Ballard Memorial	46 - 0
46	1999	Fulton County	54 - 8
46	2002	Fulton City	46 - 0
46	2004	McLean County	46 - 0
46	2019	Caverna - Playoff	46 - 0
45	1984	Hancock County	51 - 6

Minimum 45

### Highest Point Total By Crittenden County

Crittenden County Point Total	Season	Opponent	Final Score
78	2020	Caverna	78 - 0
70	2016	Fulton County	70 - 32
70	2017	Ballard Memorial	70 - 74
69	2017	Caverna	69 - 0
65	1986	Fulton City	65 - 20
64	1980	Greenville	64 - 8
64	1996	Todd County Central	64 - 7
63	2018	Caverna	63 - 0
62	2017	Stewart County (TN)	62 - 27
61	2010	McLean County	61 - 8

## SINGLE GAME TEAM POINT TOTALS AND MARGINS

61	2010	Fulton County	61 - 6
61	2018	Hopkins County Central	61 - 6
59	1963	Henderson Douglas	59 - 13
59	2005	Russellville	59 - 6
59	2018	Fulton County	59 - 8
58	2008	Fulton County	58 - 8
58	2018	Ballard Memorial	58 - 28
57	2009	Fulton City	57 - 0
56	1996	Russellville	56 - 3
56	2020	Trigg County	56 - 34
55	1988	Reidland	55 - 0
54	1963	Providence	54 - 6
54	1972	Fulton County	54 - 7
54	1999	Fulton County	54 - 8
54	2008	Lake County (TN)	54 - 21
54	2017	Fulton City	54 - 6
54	2019	Caverna	54 - 0
53	2003	Muhlenberg North	53 - 0
53	2010	Webster County	53 - 0
53	2021	Webster County	53 - 6
52	1988	Fulton City	52 - 0
51	1984	Hancock County	51 - 6
51	1964	Christian County	51 - 20
50	1972	Fulton County	50 - 0
50	2015	Fulton County	50 - 6
50	2017	Fulton County	50 - 0
50	2019	Ballard Memorial	50 - 6

Minimum 50

### Largest Shutout Victory By Crittenden County

Crittenden County Point Total	Season	Opponent
78	2020	Caverna
69	2017	Caverna
63	2018	Caverna
57	2009	Fulton City
55	1988	Reidland
54	2019	Caverna
53	2003	Muhlenberg North
53	2010	Webster County
52	1988	Fulton City
50	1972	Fulton County
50	2017	Fulton County
48	2005	McLean County
48	2010	Fulton City
47	2001	Fulton County
47	2008	Kentucky Country Day
46	1985	Ballard Memorial
46	2002	Fulton City
46	2004	McLean County
46	2019	Caverna - Playoff
42	1985	South Hopkins
42	1999	Fulton County
40	1987	Graves County



## SINGLE GAME TEAM POINT TOTALS AND MARGINS

37	1964	Warren County
37	2012	Reidland
35	2004	McLean County
34	1964	Paducah Lincoln
34	2008	Webster County
34	2011	Reidland
33	1964	Bowling Green High Street
32	2019	Trigg County
30	1975	Ballard Memorial

Minimum 30

### Largest 1st Quarter Lead By Crittenden County

Crittenden County 1st Qtr. Point Total	Season	Opponent	Final Score
42	2017	Caverna	57 - 0
40	2010	Fulton County	50 - 0
37	2018	Caverna	37 - 0
36	2018	Fulton City	36 - 0
36	2015	Fulton County	36 - 0
36	2020	Caverna	36 - 0
35	2017	Fulton City	35 - 0
35	2010	Fulton City	35 - 0
34	2004	Muhlenberg North	34 - 0
34	2019	Caverna - Playoff	34 - 0
32	1963	Christian County	32 - 0
30	2009	Fulton City	30 - 0
30	2008	Fulton County	30 - 0

Minimum 29

### Largest Halftime Lead By Crittenden County

Crittenden County Halftime Point Total	Season	Opponent	Final Score
64	2020	Caverna	64 - 0
57	2017	Caverna	57 - 0
56	2016	Fulton County	56 - 0
54	2010	Fulton County	54 - 0
51	2018	Caverna	51 - 0
51	2008	Fulton County	51 - 0
48	2017	Fulton City	48 - 0
48	2004	Muhlenberg North	48 - 0
47	2019	Caverna	47 - 0
47	2020	Fulton County	47 - 0
46	2021	Webster County	46 - 0
46	1963	Henderson Douglas	46 - 0
45	1963	Christian County	45 - 0
44	2009	Fulton City	44 - 0

Minimum 43

### Largest Margin of Victory By Opponent

## SINGLE GAME TEAM POINT TOTALS AND MARGINS

Margin	Season	Opponent	Final Score
76	1970	Fort Campbell	0 - 76
69	2014	Murray	0 - 69
63	2007	Massac County (IL)	0 - 63
59	1966	Owensboro Catholic	7 - 66
58	2012	Owensboro Catholic	0 - 58
57	2014	Caldwell County	6 - 63
56	1967	Owensboro Catholic	12 - 68
54	1969	Trigg County	0 - 54
54	1978	Webster County	0 - 54
54	1994	Russellville	0 - 54
54	2012	Paducah Tilghman	0 - 54
54	2013	Murray	0 - 54
53	1957	Russellville	6 - 59
52	1977	Russellville	0 - 52
52	2014	Owensboro Catholic	0 - 52
51	1998	Mayfield	6 - 57
49	2011	Paducah Tilghman	0 - 49
49	2012	Caldwell County	0 - 49
49	2016	Caldwell County	0 - 49
48	2003	Hancock County	7 - 55
47	1977	Caldwell County	0 - 47
47	2006	Union County	7 - 54
47	2015	Caldwell County	6 - 53
46	1993	Russellville	3 - 49

Minimum 45

### Highest Point Total By Opponent

Opponent Point Total	Season	Opponent	Final Score
76	1970	Fort Campbell	0 - 76
74	2017	Ballard Memorial	70 - 74
69	1973	Trigg County	26 - 69
69	2014	Murray	0 - 69
68	1967	Owensboro Catholic	12 - 68
66	1966	Owensboro Catholic	7 - 66
65	2017	Caldwell County	21 - 65
63	2000	Trigg County	21 - 63
63	2007	Massac County (IL)	0 - 63
63	2014	Caldwell County	6 - 63
59	1957	Russellville	6 - 59
58	1969	Fort Campbell	14 - 58
58	2012	Owensboro Catholic	0 - 58
57	1998	Mayfield	6 - 57
56	1970	Warren Central	12 - 56
56	2016	Union County	15 - 56
55	2004	Hancock County	7 - 55
55	2015	Ballard Memorial	21 - 55
54	1969	Trigg County	0 - 54
54	1969	Union County	16 - 54
54	1978	Webster County	0 - 54
54	1994	Russellville	0 - 54

## SINGLE GAME TEAM POINT TOTALS AND MARGINS

54	2006	Union County	7 - 54
54	2008	Lone Oak	13 - 54
54	2012	Paducah Tilghman	0 - 54
54	2013	Murray	0 - 54
53	1978	Heath	14 - 53
53	2015	Caldwell County	6 - 53
52	1969	Russellville	8 - 52
52	1977	Russellville	0 - 52
52	2004	Union County	49 - 52
52	2014	Owensboro Catholic	0 - 52
51	1980	Russellville	20 - 51
51	1987	Heath	15 - 51
50	1977	Heath	7 - 50
50	2013	Caldwell County	3 - 50

Minimum 50

### Largest Shutout Victory By Opponent

Opponent Point Total	Season	Opponent
76	1970	Fort Campbell
69	2014	Murray
63	2007	Massac County (IL)
58	2012	Owensboro Catholic
54	1969	Trigg County
54	1978	Webster County
54	1994	Russellville
54	2012	Paducah Tilghman
54	2013	Murray
52	1977	Russellville
52	2014	Owensboro Catholic
49	2011	Paducah Tilghman
49	2012	Caldwell County
49	2016	Caldwell County
47	1977	Caldwell County
46	1965	Christian County
45	1968	Russellville
45	1970	Lone Oak
44	1994	Caldwell County
43	1977	Fort Campbell
43	2013	Marshall County
42	1970	Trigg County
42	1979	Union County
42	1980	Union County
42	1981	Reidland
42	1997	Caldwell County
41	1957	Fulton City
41	1973	Union County
41	2012	Murray
40	1959	Caldwell County
40	1966	Christian County
40	1968	Union County
40	1976	Caldwell County
40	1981	Heath

## SINGLE GAME TEAM POINT TOTALS AND MARGINS

40	1991	Caldwell County
38	1957	Sturgis
38	1966	Russellville
38	1966	Union County
38	1968	Murray
37	2000	Murray
35	1976	Trigg County
35	1995	Russellville
34	1979	Russellville
33	1961	Caldwell County
33	1965	Owensboro Catholic
33	1966	Henderson City
33	1994	Todd County Central
32	1957	Caldwell County
32	2006	Calloway County

Minimum 30

### Largest 1st Quarter Lead By Opponent

Opponent 1st Quarter Point Total	Season	Opponent	Final Score
35	2014	Caldwell County	0 - 35
28	1993	Russellville	0 - 28
28	2013	Murray	0 - 28
27	2014	Murray	0 - 27
27	1994	Russellville	0 - 27
27	1957	Russellville	0 - 27

Minimum 24

### Largest Halftime Lead By Opponent

Opponent Halftime Point Total	Season	Opponent	Final Score
50	2013	Owensboro Catholic	0 - 50
49	1993	Russellville	0 - 49
49	2014	Caldwell County	0 - 49
43	2014	Murray	0 - 43
42	2016	Russellville	7 - 49
42	2016	Caldwell County	0 - 42
41	2013	Murray	0 - 41
41	1994	Russellville	0 - 41
39	2013	Caldwell County	3 - 42
38	1970	Fort Campbell	0 - 38

Minimum 37

**CC Leading after the 1st Quarter and Losing the Game**

Season	Opponent	Leading By	1st Qtr.	Final
2005	Caldwell County	14	14 - 0	22 - 32
1988	Fulton County	13	13 - 0	21 - 28
1978	Russellville	8	8 - 0	14 - 43
2016	Bethlehem - Playoffs	7	14 - 7	36 - 43
2011	Hancock County - Playoffs	7	7 - 0	21 - 27
2010	Murray	7	7 - 0	10 - 21
2007	Caldwell County	7	7 - 0	7 - 21
2006	Metcalfe County	7	7 - 0	19 - 21
1996	Todd County Central - Playoffs	7	7 - 0	26 - 32
1989	Hancock County	7	7 - 0	7 - 8
1983	Hancock County	7	7 - 0	13 - 20
1964	Owensboro Catholic	7	7 - 0	7 - 27
2017	Trigg County	6	14 - 8	20 - 29
1997	Russellville	6	6 - 0	14 - 34
1994	Reidland	6	6 - 0	12 - 13
1988	Heath	6	6 - 0	6 - 20
1984	Murray	6	6 - 0	6 - 14
1969	Fulton City	6	6 - 0	12 - 33
1965	Trigg County	6	6 - 0	6 - 12
2004	Union County	5	13 - 8	49 - 52
2017	Caldwell County	4	14 - 10	21 - 65
2012	Ballard Memorial	3	3 - 0	6 - 7
1987	Fulton City	3	6 - 3	6 - 9
2012	Marshall County	2	2 - 0	2 - 15
2016	Hopkins County Central	1	7 - 6	19 - 24
2010	Bethlehem	1	7 - 6	14 - 28
2001	Ballard Memorial	1	8 - 7	8 - 21
1990	Murray	1	8 - 7	21 - 27
1968	Fort Campbell	1	7 - 6	7 - 15

**CC Trailing after the 1st Quarter and Winning the Game**

Season	Opponent	Trailing By	1st Qtr.	Final
2004	Caldwell County	13	0 - 13	28 - 26
1991	Reidland	12	7 - 19	33 - 32
2004	Metcalfe County	8	6 - 14	28 - 14
2001	Fulton City	8	0 - 8	28 - 22
1996	Ballard Memorial - Playoff	8	0 - 8	15 - 11
1992	Reidland	8	0 - 8	46 - 8
2020	Murray	7	7 - 14	35 - 14
1998	Todd County Central	7	0 - 7	28 - 13
1997	Webster County	7	0 - 7	18 - 7

## Largest Comebacks

1994	Lone Oak	7	0 - 7	14 - 13
1989	McLean County	7	0 - 7	19 - 14
1962	Russellville	7	0 - 7	24 - 14
2004	Caverna	6	0 - 6	21 - 19
1999	Murray	6	0 - 6	12 - 9
1997	Ballard Memorial	6	0 - 6	13 - 6
1985	Paintsville	6	0 - 6	14 - 6
1985	Reidland	6	0 - 6	14 - 6
1966	Trigg County	6	0 - 6	12 - 6
1963	Trigg County	6	0 - 6	19 - 13
2006	Logan County	2	6 - 8	43 - 38
1989	Fulton County	2	0 - 2	12 - 5
2015	Todd County Central	1	6 - 7	35 - 14
2006	Russellville	1	6 - 7	35 - 21
2004	Russellville	1	6 - 7	27 - 20
1996	Fulton County	1	6 - 7	28 - 23

## CC Leading at Halftime and Losing the Game

Season	Opponent	Leading By	Half	Final
2016	Bethlehem - Playoffs	12	26 - 14	36 - 43
2004	Union County	12	20 - 8	49 - 52
2011	Hancock County - Playoffs	7	7 - 0	21 - 27
1996	Todd County Central - Playoffs	7	7 - 0	26 - 32
1989	Hancock County	7	7 - 0	7 - 8
1976	Russellville	7	7 - 0	7 - 22
2006	Metcalfe County	6	13 - 7	19 - 21
2003	Union County	6	6 - 0	6 - 12
1994	Reidland	6	6 - 0	12 - 13
1990	Reidland	6	14 - 8	14 - 26
1965	Trigg County	6	6 - 0	6 - 12
2013	Muhlenberg County	5	12 - 7	12 - 13
1988	Fulton County	5	13 - 8	21 - 28
2018	Caldwell County	4	14 - 10	20 - 32
2009	Mayfield - Playoffs	4	21 - 17	28 - 31
2012	Ballard Memorial	3	3 - 0	6 - 7
2011	Trigg County	3	10 - 7	10 - 22
2010	Murray	3	10 - 7	10 - 21
1987	Fulton City	3	6 - 3	6 - 9
2012	Marshall County	2	2 - 0	2 - 15
2005	Caldwell County	2	14 - 12	22 - 32
1994	Fulton County	1	3 - 2	17 - 25
1990	Murray	1	8 - 7	21 - 27
1983	Hancock County	1	7 - 6	13 - 20

## Largest Comebacks

1974	Russellville	1	7 - 6	7 - 26
1964	Owensboro Catholic	1	7 - 6	7 - 27

## CC Trailing at Halftime and Winning the Game

Season	Opponent	Trailing By	Half	Final
1993	Trigg County	14	0 - 14	20 - 14
2003	Caldwell County	9	11 - 20	21 - 20
2006	McLean County	7	6 - 13	19 - 13
2002	Heath	7	6 - 13	20 - 13
2001	Heath	7	6 - 13	33 - 13
1998	Webster County	7	0 - 7	19 - 12
1996	Lone Oak	7	0 - 7	15 - 14
1994	Lone Oak	7	0 - 7	14 - 13
1991	Trigg County	7	0 - 7	29 - 28
1983	Webster County	7	0 - 7	12 - 7
2004	Caverna	6	7 - 13	21 - 19
2004	Caldwell County	6	7 - 13	28 - 26
2001	Fulton City	6	8 - 14	28 - 22
1995	Fulton City	6	20 - 26	27 - 26
1985	Fulton County	6	0 - 6	7 - 6
1985	Fort Campbell	6	0 - 6	7 - 6
1985	Reidland	6	0 - 6	14 - 6
1966	Trigg County	6	0 - 6	12 - 6
2019	Fulton County	5	7 - 12	30 - 12
1991	Reidland	5	14 - 19	33 - 32
1996	Ballard Memorial - Playoffs	4	0 - 11	15 - 11
1996	Fulton City	4	2 - 6	20 - 18
2000	Russellville	2	12 - 14	27 - 26
2018	Bethlehem - Playoffs	1	6 - 7	33 - 27
2008	Mayfield	1	6 - 7	27 - 14
2004	Russellville	1	12 - 13	27 - 20
1997	Webster County	1	6 - 7	18 - 7
1991	Todd County Central	1	13 - 14	42 - 28
1962	Russellville	1	6 - 7	24 - 14

## CC Leading after the 3rd Quarter and Losing the Game

Season	Opponent	Leading By	3rd Qtr.	Final
2016	Bethlehem - Playoffs	22	36 - 14	36 - 43
2009	Mayfield - Playoffs	11	28 - 17	28 - 31
2011	Hancock County - Playoffs (OT)	8	21 - 13	21 - 27
1990	Murray	8	15 - 7	21 - 27
2006	Russellville - Playoffs	7	21 - 14	28 - 34

## Largest Comebacks

1989	Hancock County	7	7 - 0	7 - 8
1988	Fulton County	7	21 - 14	21 - 28
2012	Ballard Memorial	6	6 - 0	6 - 7
1996	Todd County Central - Playoffs	6	20 - 14	26 - 32
1994	Reidland	6	6 - 0	12 - 13
1990	Reidland	6	14 - 8	14 - 26
2013	Muhlenberg County	5	12 - 7	12 - 13
2012	Marshall County	2	2 - 0	2 - 15
2016	Hopkins County Central	1	19 - 18	19 - 24
1997	McLean County	1	14 - 13	14 - 21
1983	Hancock County	1	13 - 12	13 - 20
1976	Russellville	1	7 - 6	7 - 22

## CC Trailing after the 3rd Quarter and Winning the Game

Season	Opponent	Trailing By	3rd Qtr.	Final
1994	Lone Oak	13	0 - 13	14 - 13
2003	Caldwell County	11	9 - 20	21 - 20
1991	Reidland	8	17 - 25	33 - 32
2001	Fulton City	8	14 - 22	28 - 22
1983	Webster County	7	0 - 7	12 - 7
1993	Trigg County	7	7 - 14	20 - 14
2005	Union County	7	33 - 40	46 - 40
1985	Fulton County - Playoffs	6	0 - 6	7 - 6
1995	Fulton City	6	20 - 26	27 - 26
2004	Caverna	6	7 - 13	21 - 19
1988	Hancock County	5	14 - 19	27 - 26
2001	Fulton County - Playoffs	5	7 - 12	19 - 12
1996	Fulton City	4	8 - 12	20 - 18
1996	Ballard Memorial	3	8 - 11	15 - 11
2009	Louisville Holy Cross - Playoffs	3	18 - 21	31 - 27
2010	Hopkins County Central	3	12 - 15	20 - 15
1994	Fulton City	2	14 - 16	22 - 16
1991	Trigg County	1	21 - 22	29 - 28
2002	Hancock County	1	13 - 14	27 - 14



**Season Records**

\* Denotes District Opponent. District opponents have not yet been identified for several seasons.

**1957**    **Head Coach: Bernie Behrendt; Assistant: Jim Coleman and Robert Franklin**

Fulton City	H	0	41	L	0 - 1
Providence	H	13	36	L	0 - 2
Daviess County	H	0	27	L	0 - 3
Sturgis	A	0	38	L	0 - 4
Russellville	A	6	59	L	0 - 5
Trigg County	A	6	20	L	0 - 6
Booneville (IN)	H	7	40	L	0 - 7
Henderson County	A	7	27	L	0 - 8
Morganfield	H	0	21	L	0 - 9
Caldwell County	H	0	32	L	0 - 10
		<b>REGULAR SEASON POINT TOTAL</b>	<b>39</b>	<b>341</b>	

HEAD COACH BEHRENDT



**1958**    **Head Coach: Bernie Behrendt**

Fulton City	A	7	35	L	0 - 1
Daviess County	A	7	19	L	0 - 2
Providence	A	7	39	L	0 - 3
Sturgis	H	6	19	L	0 - 4
Russellville	H	7	32	L	0 - 5
Booneville (IN)	A	14	34	L	0 - 6
Trigg County	H	7	27	L	0 - 7
Caldwell County	H	7	41	L	0 - 8
Henderson County	H	7	28	L	0 - 9
Morganfield	A	21	47	L	0 - 10
		<b>REGULAR SEASON POINT TOTAL</b>	<b>90</b>	<b>321</b>	


**1959**    **Head Coach: Bernie Behrendt; Assistant: Allan Franklin**  
**(Class A, Region 1)**

Caldwell County	A	0	40	L	0 - 1 - 0
Daviess County	H	0	12	L	0 - 2 - 0
Providence	H	7	0	W	1 - 2 - 0
Sturgis	A	7	13	L	1 - 3 - 0
Russellville	A	19	7	W	2 - 3 - 0
Fulton City	H	7	27	L	2 - 4 - 0
Trigg County	A	7	7	TIE	2 - 4 - 1
Morganfield	H	28	42	L	2 - 5 - 1
Henderson County	A	6	26	L	2 - 6 - 1
		<b>REGULAR SEASON POINT TOTAL</b>	<b>81</b>	<b>174</b>	

**1960**    **Head Coach: Bill Huff**

Caldwell County	H	0	32	L	0 - 1
Daviess County	A	0	13	L	0 - 2
Providence	A	20	26	L	0 - 3
Lafayette (Lexington)	CANCELLED				
Sturgis	H	2	0	W	1 - 3
Russellville	H	13	25	L	1 - 4
Fulton City	A	13	48	L	1 - 5
Trigg County	H	19	0	W	2 - 5
Morganfield	A	13	19	L	2 - 6
Henderson County	H	13	47	L	2 - 7
		<b>REGULAR SEASON POINT TOTAL</b>	<b>93</b>	<b>210</b>	

HEAD COACH HUFF



**1961**    **Head Coach: Bill Huff; Assistants: Charles Elder and Chuck House**

Caldwell County	A	0	33	L	0 - 1
Bowling Green	H	21	46	L	0 - 2
Providence	H	6	26	L	0 - 3
Russellville	A	0	39	L	0 - 4
Sturgis	A	14	39	L	0 - 5
Christian County	H	26	13	W	1 - 5
Henderson County	A	13	38	L	1 - 6
Trigg County	A	19	20	L	1 - 7
Morganfield	H	19	32	L	1 - 8
Paducah Tilghman	H	7	32	L	1 - 9
Owensboro Catholic	H	7	19	L	1 - 10
		<b>REGULAR SEASON POINT TOTAL</b>	<b>132</b>	<b>337</b>	

*1st Season on Current Field*

**1962**    **Head Coach: Bill Huff**

Caldwell County	H	6	47	L	0 - 1 - 0
Bowling Green	H	6	28	L	0 - 2 - 0
Providence	A	0	0	TIE	0 - 2 - 1

SEASON BY SEASON WIN LOSS RECORDS

Russellville	H	24	14	W	1 - 3 - 1
Sturgis	H	7	33	L	1 - 3 - 1
Daviess County	A	13	46	L	1 - 4 - 1
Henderson County	H	6	7	L	1 - 5 - 1
Trigg County	H	14	15	L	1 - 6 - 1
Morganfield	A	13	19	L	1 - 7 - 1
Owensboro Catholic	A	13	14	L	1 - 8 - 1
<b>REGULAR SEASON POINT TOTAL</b>		<b>102</b>	<b>223</b>		

1963

Head Coach: Bill Huff; Assistant: Charles Elder  
(Class A, Region 1, Second District)

Providence*	H	54	6	W	1 - 0 - 0		
Paducah Lincoln (Class A)	H	43	13	W	2 - 0 - 0	T-#24	9/19/1963
Morganfield*	H	46	6	W	3 - 0 - 0		
Christian County (Class AA)	A	45	14	W	4 - 0 - 0		
Henderson Douglas*	H	59	13	W	5 - 0 - 0		
Daviess County (Class AA)	A	6	34	L	5 - 1 - 0	#16	10/2/1963
Russellville*	H	27	19	W	6 - 1 - 0	T-#13	10/9/1963
Trigg County (Class A)	A	19	13	W	7 - 1 - 0		
Sturgis*	A	45	7	W	8 - 1 - 0	UNR	10/23/1963
Henderson County (Class AA)	A	13	20	L	8 - 2 - 0	T-#21	#36
<b>REGULAR SEASON POINT TOTAL</b>		<b>357</b>	<b>145</b>			T-#19	
Murray - Playoff***	H	14	14	TIE	8 - 2 - 1		
Shelbyville - Playoff	A	21	39	L	8 - 3 - 1		
<b>PLAYOFF POINT TOTAL</b>		<b>35</b>	<b>53</b>				
<b>TOTAL POINTS SCORED</b>		<b>392</b>	<b>198</b>				

AP  
(All Classes)  
LIT  
Rankings  
Overall

\*\*\*Decision was awarded based on tie breaking system using first downs (CC 16, M 14), net yards. (CC 252, M 242), and red zone penetrations (CC 3, M 3) as reported by The Crittenden Press, other newspapers have varying totals.

1964

Head Coach: Bill Huff; Assistants: Charles Elder and Raymond Heffington, Sr.  
(Class A, Region 1, Second District)

Henderson City	A	7	34	L	0 - 1		
Paducah Lincoln*	A	35	0	W	1 - 1		
Warren County	A	37	0	W	2 - 1	T-#21	
Bowling Green High Street*	H	33	0	W	3 - 1		
Russellville*	H	6	26	L	3 - 2		
Owensboro Catholic	H	7	27	L	3 - 3		
Trigg County	H	0	13	L	3 - 4		
Union County	H	6	30	L	3 - 5		
Fort Campbell	A	14	48	L	3 - 6		
Christian County	H	51	20	W	4 - 6		
<b>REGULAR SEASON POINT TOTAL</b>		<b>196</b>	<b>198</b>				

AP  
(All Classes)

1965

Head Coach: Bill Huff; Assistants: Charles Elder and Raymond Heffington  
(Class AA, Region 1, Second District)

Murray	H	0	28	L	0 - 1		
Warren County	H	25	0	W	1 - 1		
Fulton City	H	13	7	W	2 - 1		
Henderson City*	H	6	32	L	2 - 2		
Russellville	A	6	25	L	2 - 3		
Owensboro Catholic*	A	0	33	L	2 - 4	10/19/1965	#96
Trigg County	A	6	12	L	2 - 5		
Union County*	A	0	19	L	2 - 6		
Fort Campbell	H	0	14	L	2 - 7		
Christian County	A	0	46	L	2 - 8		
<b>REGULAR SEASON POINT TOTAL</b>		<b>56</b>	<b>216</b>				


AP  
LIT  
Rankings  
Overall

1966

Head Coach: Raymond "Red" Heffington; Assistant: Frank Parker and Steve Davidson  
(Class A, Region 1, First District)

Murray*	A	6	42	L	0 - 1		
Warren County*	A	6	7	L	0 - 2		
Fulton City*	A	7	26	L	0 - 3		
Henderson City	H	0	33	L	0 - 4		
Russellville*	H	0	38	L	0 - 5		
Owensboro Catholic	A	7	66	L	0 - 6		
Trigg County*	H	7	0	W	1 - 6		
Union County	H	0	38	L	1 - 7		
Fort Campbell*	A	6	33	L	1 - 8		
Christian County	H	0	40	L	1 - 9		
<b>REGULAR SEASON POINT TOTAL</b>		<b>39</b>	<b>324</b>				

HEAD COACH HEFFINGTON



1967

Head Coach: Jim Biggs; Assistant: Frank Parker

Murray	H	12	44	L	0 - 1		
--------	---	----	----	---	-------	--	--

SEASON BY SEASON WIN LOSS RECORDS

Warren County	H	8	21	L	0 - 2
Fulton City	H	0	27	L	0 - 3
Henderson City	A	20	38	L	0 - 4
Russellville	A	0	15	L	0 - 5
Owensboro Catholic	H	12	68	L	0 - 6
Trigg County*	A	6	30	L	0 - 7
Union County	A	0	28	L	0 - 8
Fort Campbell	H	6	13	L	0 - 9
North Marshall	H	20	6	W	1 - 9
<b>REGULAR SEASON POINT TOTAL</b>		<b>84</b>	<b>290</b>		

HEAD COACH BIGGS



**1968** Head Coach: Frank Parker; Assistants: Jim Overby, Backfield & Raymond Heffington, Line

Murray	A	0	38	L	0 - 1
North Warren	H	46	6	W	1 - 1
Fulton City	A	2	35	L	1 - 2
Trigg County	H	0	18	L	1 - 3
Russellville	H	0	45	L	1 - 4
OPEN WEEK					
North Hardin	A	0	14	L	1 - 5
Union County	H	0	40	L	1 - 6
Fort Campbell	A	7	15	L	1 - 7
North Marshall	A	0	26	L	1 - 8
<b>REGULAR SEASON POINT TOTAL</b>		<b>55</b>	<b>237</b>		


HEAD COACH PARKER



**1969** Head Coach: Bill Daley; Assistants: Jim Overby, Backfield & Raymond Heffington, Line

Lone Oak	H	34	33	W	1 - 0
Ohio County	A	14	19	L	1 - 1
Butler County	A	14	20	L	1 - 2
Fulton City	H	12	33	L	1 - 3
Trigg County	A	0	54	L	1 - 4
Russellville	A	8	52	L	1 - 5
Fort Campbell	H	14	58	L	1 - 6
Union County	A	16	54	L	1 - 7
North Marshall	H	0	14	L	1 - 8
<b>REGULAR SEASON POINT TOTAL</b>		<b>112</b>	<b>337</b>		

HEAD COACH DALEY



**1970** Head Coach: Dickie McDonald; Assistants: Lenny Pyle, Line; Butch McWilliams, Backfield (Class A, Region 1, First District) - Other District Members: Reidland, Murray, Heath, Fulton County

Lone Oak	A	0	45	L	0 - 1
Ohio County	H	6	40	L	0 - 2
Warren Central	H	12	56	L	0 - 3
Fulton City*	A	6	48	L	0 - 4
Trigg County*	H	0	42	L	0 - 5
Russellville*	H	0	32	L	0 - 6
Fort Campbell*	A	0	76	L	0 - 7
Union County	H	8	38	L	0 - 8
North Marshall*	A	6	23	L	0 - 9
Todd County Central*	A	6	16	L	0 - 10
<b>REGULAR SEASON POINT TOTAL</b>		<b>44</b>	<b>416</b>		

HEAD COACH MCDONALD



**1971** Head Coach: Dickie McDonald; Assistants: Lenny Pyle & David Bradley (Class A, Region 1, First District) - Other District Members: Murray, Fort Campbell

Lone Oak	H	14	13	W	1 - 0 - 0
Todd County Central*	H	8	0	W	2 - 0 - 0
Warren Central	A	0	14	L	2 - 1 - 0
Fulton City*	H	26	0	W	3 - 1 - 0
Trigg County*	A	0	19	L	3 - 2 - 0
Russellville*	A	8	20	L	3 - 3 - 0
Reidland*	A	14	14	TIE	3 - 3 - 1
Heath*	A	8	13	L	3 - 4 - 1
Union County	A	0	8	L	3 - 5 - 1
North Marshall	H	8	14	L	3 - 6 - 1
Fulton County*	H	29	12	W	4 - 6 - 1
<b>REGULAR SEASON POINT TOTAL</b>		<b>115</b>	<b>127</b>		

**1972** Head Coach: Dickie McDonald; Assistants: Lenny Pyle, Roy McKamey (Class A, Region 1, First District) - Other District Members: Murray, Todd Co. Central, Fort Campbell

Lone Oak	A	22	20	W	1 - 0
Webster County*	A	6	7	L	1 - 1
Mayfield	A	6	28	L	1 - 2
Fulton City*	A	25	0	W	2 - 2
Trigg County*	H	6	28	L	2 - 3
Russellville*	H	12	14	L	2 - 4
Reidland*	H	26	6	W	3 - 4

LIT  
AP Rankings  
Overall  
Webster's First Varsity Year

SEASON BY SEASON WIN LOSS RECORDS

Heath*	H	20	0	W	4 - 4	
Union County	H	6	41	L	4 - 5	
North Marshall	A	22	12	W	5 - 5	
Fulton County*	A	50	0	W	6 - 5	#114
<b>REGULAR SEASON POINT TOTAL</b>		<b>201</b>	<b>156</b>			

**1973** Head Coach: Dickie McDonald; Assistants: Lenny Pyle, Ray Steward  
(Class A, Region 1, First District) - Other District Members: Murray, Todd Co. Central, Fort Campbell

Lone Oak	H	0	25	L	0 - 1	
Webster County*	H	0	14	L	0 - 2	
McLean County*	A	16	0	W	1 - 2	McLean's First Varsity Year
Fulton City*	H	6	32	L	1 - 3	
Trigg County*	A	26	69	L	1 - 4	
Russellville*	A	6	32	L	1 - 5	
Reidland*	A	2	15	L	1 - 6	
Heath*	A	8	29	L	1 - 7	
Union County	A	0	41	L	1 - 8	
North Marshall	H	12	35	L	1 - 9	
Fulton County*	H	6	8	L	1 - 10	
<b>REGULAR SEASON POINT TOTAL</b>		<b>82</b>	<b>300</b>			

**1974** Head Coach: Roy Cherry; Assistants: Jack Kenney, Joe McCord, Dale Kirk  
(Class A, Region 1, First District) - Other District Members: Murray, Todd Co. Central, Fort Campbell

Caldwell County	A	8	18	L	0 - 1	
Lone Oak	A	0	20	L	0 - 2	
Webster County*	A	6	6	TIE	0 - 2	
McLean County*	H	20	6	W	1 - 2	
Fulton City*	A	6	7	L	1 - 3	
Trigg County*	H	6	7	L	1 - 4	
Russellville*	H	7	26	L	1 - 5	
Reidland*	H	6	14	L	1 - 6	
Heath*	H	7	10	L	1 - 7	
Marshall County	A	0	8	L	1 - 8	
Fulton County*	A	13	6	W	2 - 8	
<b>REGULAR SEASON POINT TOTAL</b>		<b>79</b>	<b>128</b>			

HEAD COACH CHERRY



**1975** Head Coach: Roy Cherry; Assistants: Bill Mikelson, Dale Kirk  
(Class A, Region 1, First District) - Other District Member: Fort Campbell

Lone Oak	H	19	12	W	1 - 0	
Webster County	H	20	0	W	2 - 0	
McLean County*	A	28	0	W	3 - 0	
Fulton City*	H	8	6	W	4 - 0	
Trigg County	A	6	7	L	4 - 1	
Russellville*	A	36	10	W	5 - 1	
Reidland	A	12	21	L	5 - 2	
Heath*	A	0	8	L	5 - 3	
Caldwell County	H	19	6	W	6 - 3	
Ballard Memorial*	H	30	0	W	7 - 3	
Fulton County*	H	13	8	W	8 - 3	
<b>REGULAR SEASON POINT TOTAL</b>		<b>191</b>	<b>78</b>			

**1976** Head Coach: Roy Cherry; Assistants: Dale Kirk & Michelson  
(Class A, Region 1, First District) - Other District Member: Fort Campbell

Lone Oak	A	6	20	L	0 - 1	
Webster County	A	13	6	W	1 - 1	
McLean County*	H	7	6	W	2 - 1	
Fulton City*	A	14	33	L	2 - 2	
Trigg County	H	0	35	L	2 - 3	
Russellville*	H	7	22	L	2 - 4	
Reidland (Overtime)	H	14	20	L	2 - 5	OT
Heath*	H	24	41	L	2 - 6	
Caldwell County	A	0	40	L	2 - 7	
Ballard Memorial*	A	6	9	L	2 - 8	
Fulton County*	A	14	34	L	2 - 9	
<b>REGULAR SEASON POINT TOTAL</b>		<b>105</b>	<b>266</b>			

**1977** Head Coach: Roy Cherry & Joe McCord; Assistants: Dale Kirk & Bill Towery  
(Class A, Region 1, First District)

Caldwell County	H	0	47	L	0 - 1	
Webster County	H	6	27	L	0 - 2	
Fort Campbell*	A	0	43	L	0 - 3	
Fulton City*	H	14	41	L	0 - 4	
Trigg County (Joe McCord HC)	A	6	34	L	0 - 5	
Russellville*	A	0	52	L	0 - 6	
Heath	H	7	50	L	0 - 7	


SEASON BY SEASON WIN LOSS RECORDS

Reidland	H	0	12	L	0 - 8
Ballard Memorial*	H	6	40	L	0 - 9
Fulton County*	H	19	15	W	1 - 9
<b>REGULAR SEASON POINT TOTAL</b>		<b>58</b>	<b>361</b>		

**1978** Head Coach: Ken Bargo  
(Class A, Region 1, First District)

Caldwell County	A	0	20	L	0 - 1
Webster County	A	0	54	L	0 - 2
Fort Campbell*	H	12	39	L	0 - 3
Fulton City*	A	8	38	L	0 - 4
Trigg County	H	12	33	L	0 - 5
Russellville*	H	14	43	L	0 - 6
Hancock County	H	6	47	L	0 - 7
Heath	H	14	53	L	0 - 8
Reidland	A	2	35	L	0 - 9
Ballard Memorial*	A	0	14	L	0 - 10
Fulton County*	A	0	20	L	0 - 11
<b>REGULAR SEASON POINT TOTAL</b>		<b>68</b>	<b>396</b>		

HEAD COACH BARGO



**1979** Head Coach: Ken Bargo  
(Class AAA, Region 1, First District)

Caldwell County	H	6	28	L	0 - 1
Webster County*	H	12	33	L	0 - 2
Lone Oak*	A	6	22	L	0 - 3
Union County*	A	0	42	L	0 - 4
Reidland*	H	16	0	W	1 - 4
Russellville	A	0	34	L	1 - 5
Fulton City	H	0	14	L	1 - 6
Calloway County*	A	22	6	W	2 - 6
Ballard Memorial	H	6	29	L	2 - 7
Trigg County	A	0	14	L	2 - 8
<b>REGULAR SEASON POINT TOTAL</b>		<b>68</b>	<b>222</b>		

Calloway's First Varsity Season

**1980** Head Coach: Ken Bargo; Assistants: Jimmy Croft and Ken Brunner  
(Class AAA, Region 1, First District)

Caldwell County	A	20	42	L	0 - 1
Webster County*	A	0	14	L	0 - 2
Lone Oak*	H	20	0	W	1 - 2
Union County*	H	0	42	L	1 - 3
Greenville	H	25	6	W	2 - 3
Russellville	H	20	51	L	2 - 4
Greenville	A	64	8	W	3 - 4
Reidland*	A	20	21	L	3 - 5
Calloway County*	H	29	6	W	4 - 5
Ballard Memorial	A	12	36	L	4 - 6
Trigg County	H	14	33	L	4 - 7
<b>REGULAR SEASON POINT TOTAL</b>		<b>224</b>	<b>259</b>		

AP LIT  
Rankings  
in Class

11/4/1980  
#35

**1981** Head Coach: Ken Bargo; Assistants: Jimmy Croft, Jack Easley, and Ken Brunner  
(Class AAA, Region 1, First District)

Caldwell County (Overtime)	H	6	9	L	0 - 1 OT
Webster County*	H	18	7	W	1 - 1
Lone Oak*	A	0	21	L	1 - 2
Union County*	A	8	21	L	1 - 3
Heath	H	0	40	L	1 - 4
Trigg County	A	6	35	L	1 - 5
Greenville	A	18	6	W	2 - 5
Reidland*	H	0	42	L	2 - 6
Calloway County*	A	8	40	L	2 - 7
Ballard Memorial	H	22	24	L	2 - 8
<b>REGULAR SEASON POINT TOTAL</b>		<b>86</b>	<b>245</b>		

**1982** Head Coach: Ken Bargo; Assistants: Jimmy Croft and Jack Easley  
(Class AAA, Region 1, First District)

McLean County	H	6	15	L	0 - 1
Caldwell County	A	7	6	W	1 - 1
Webster County*	A	2	21	L	1 - 2
Lone Oak*	H	7	27	L	1 - 3
Union County*	H	6	33	L	1 - 4
Heath	A	0	28	L	1 - 5
Trigg County	H	6	19	L	1 - 6
Greenville	H	26	6	W	2 - 6
Reidland*	A	2	15	L	2 - 7
Calloway County*	H	26	29	L	2 - 8

LIT  
Rankings  
in Class

#46 - 25.5  
#47 - 24.8  
#46 - 30.7  
#46 - 32.6  
#44 - 34.7  
#44 - 34.7  
#42 - 36.5

SEASON BY SEASON WIN LOSS RECORDS

Ballard Memorial	A	21	0	W	3 - 8	#42 - 39.7
<b>REGULAR SEASON POINT TOTAL</b>		<b>109</b>	<b>199</b>			

1983

Head Coach: Pat Gates

(Class A, Region 1, First District, Second Sub-District)

\*\*Denotes Sub-District Member

HEAD COACH GATES



McLean County	A	13	6	W	1 - 0	LIT Rankings in Class #13 - 52.9
Caldwell County	H	27	20	W	2 - 0	#14 - 47.4
Webster County	H	12	7	W	3 - 0	#14 - 47.8
Hancock County	A	20	13	W	4 - 0	#15 - 45.4
Murray*	A	8	20	L	4 - 1	#16 - 46.0
Heath*	H	8	18	L	4 - 2	#16 - 45.4
Lone Oak	A	8	29	L	4 - 3	
Russellville**	A	14	42	L	4 - 4	
Fort Campbell**	H	16	34	L	4 - 5	
Ballard Memorial*	H	12	0	W	5 - 5	
<b>REGULAR SEASON POINT TOTAL</b>		<b>138</b>	<b>189</b>			

1984

Head Coach: Pat Gates

(Class A, Region 1, First District, Second Sub-District)

\*\*Denotes Sub-District Member

McLean County	H	29	0	W	1 - 0	LIT Rankings in Class #9 - 57.6
Caldwell County	A	7	14	L	1 - 1	#10 - 54.8
Webster County	A	23	6	W	2 - 1	#12 - 55.4
Hancock County	H	51	6	W	3 - 1	#10 - 55.1
Murray	H	6	14	L	3 - 2	#14 - 53.4
Heath	A	8	18	L	3 - 3	#11 - 54.2
South Hopkins	A	31	7	W	4 - 3	#15 - 52.4
Lone Oak	H	7	30	L	4 - 4	#14 - 53.2
Russellville**	H	0	13	L	4 - 5	
Fort Campbell**	A	0	25	L	4 - 6	
Ballard Memorial	A	22	0	W	5 - 6	
<b>REGULAR SEASON POINT TOTAL</b>		<b>184</b>	<b>133</b>			

1985

Head Coach: Pat Gates

(Class A, Region 1, First District, Second Sub-District)

\*\*Denotes Sub-District Member

AP Class A #15

LIT

McLean County	A	30	13	W	1 - 0	LIT Rankings in Class #16 - 53.0
Caldwell County	H	0	14	L	1 - 1	#18 - 49.0
Webster County	H	28	6	W	2 - 1	#17 - 48.3
Reidland	A	14	6	W	3 - 1	#17 - 49.0
South Hopkins	H	42	0	W	4 - 1	#15 - 50.6
Union County	H	12	6	W	5 - 1	#16 - 49.6
Russellville**	A	18	13	W	6 - 1	#18 - 49.0
Greenville	A	21	13	W	7 - 1	#16 - 51.1
Fort Campbell**	H	7	6	W	8 - 1	
Ballard Memorial	H	46	0	W	9 - 1	
<b>REGULAR SEASON POINT TOTAL</b>		<b>218</b>	<b>77</b>			
Fulton County - Playoff (#1 AP Poll)	A	7	6	W	10 - 1	
Caverna - Playoff	H	28	0	W	11 - 1	
Carroll County - Playoff	H	35	7	W	12 - 1	
Paintsville - Playoff	Louisville	14	6	W	13 - 1	
<b>PLAYOFF POINT TOTAL</b>		<b>84</b>	<b>19</b>			
<b>TOTAL POINTS SCORED</b>		<b>302</b>	<b>96</b>			

1986

Head Coach: Gary Crum; Assistants: Jimmy Croft, Kent Barnes, and Greg Holloman

(Class A, Region 1, First District, Second Sub-District)

\*\*Denotes Sub-District Member

AP Class A #6 (1)

LIT Rankings in Class



Caldwell County	A	7	32	L	0 - 1	#30 - 40.8
Webster County	A	13	0	W	1 - 1	
Reidland (Overtime)	H	14	7	W	2 - 1	OT
South Hopkins	A	26	6	W	3 - 1	#25 - 40.8
Graves County	A	19	7	W	4 - 1	#19
Union County	A	0	23	L	4 - 2	#26 - 40.7
Russellville**	H	10	8	W	5 - 2	#27 - 38.6
Greenville	H	28	7	W	6 - 2	#28 - 39.2
Fort Campbell**	A	0	7	L	6 - 3	#24 - 41.0
Fulton City	H	65	20	W	7 - 3	
<b>REGULAR SEASON POINT TOTAL</b>		<b>182</b>	<b>117</b>			

1987

Head Coach: Steve Pardue

(Class A, Region 1, First District)

AP Class A #8

LIT Rankings in Class

McLean County	A	21	32	L	0 - 1	
Caldwell County	H	20	47	L	0 - 2	
Murray*	A	0	21	L	0 - 3	#22 - 40.6
Graves County	H	40	0	W	1 - 3	

**SEASON BY SEASON WIN LOSS RECORDS**

Ballard Memorial*	H	48	6	W	2 - 3	#16 - 47.2
Webster County	H	48	36	W	3 - 3	#14 - 48.6
Reidland	A	41	43	L	3 - 4	#15 - 49.8
Heath*	A	15	51	L	3 - 5	#15 - 49.0
Fulton County*	H	14	6	W	4 - 5	#17 - 47.9
Fulton City*	A	6	9	L	4 - 6	#18 - 46.2
<b>REGULAR SEASON POINT TOTAL</b>		<b>253</b>	<b>251</b>			

**1988**

**Head Coach: Steve Pardue**  
**(Class A, Region 1, First District)**


McLean County	H	41	6	W	1 - 0		AP	LIT
Caldwell County	A	28	7	W	2 - 0		Class A	Rankings
Murray*	H	10	3	W	3 - 0	#5 (1)		in Class
Ballard Memorial*	A	34	8	W	4 - 0	#4		
Webster County	A	22	6	W	5 - 0			#5 - 65.0
Reidland	H	55	0	W	6 - 0			#5 - 50.7
Hancock County	A	27	26	W	7 - 0	#3 (3)		#7 - 59.6
Heath*	H	6	20	L	7 - 1			#3 - 65.0
Fulton County*	A	21	28	L	7 - 2			#5 - 60.1
Fulton City*	H	52	0	W	8 - 2	#12		#9 - 57.1
<b>REGULAR SEASON POINT TOTAL</b>		<b>296</b>	<b>104</b>					#19 - 53.0
								#15 - 55.3
								#14 - 54.7

**1989**

**Head Coach: Steve Pardue**  
**(Class A, Region 1, First District)**

Caldwell County	H	0	20	L	0 - 1	
Murray*	A	0	20	L	0 - 2	
Massac County (IL)	A	6	26	L	0 - 3	
McLean County	A	19	14	W	1 - 3	
Webster County	H	25	6	W	2 - 3	
Hancock County	H	7	8	L	2 - 4	
Heath*	A	0	28	L	2 - 5	
Fulton County*	H	12	5	W	3 - 5	
Fulton City*	A	15	22	L	3 - 6	
Ballard Memorial*	H	20	14	W	4 - 6	
<b>REGULAR SEASON POINT TOTAL</b>		<b>104</b>	<b>163</b>			

HEAD COACH PARDUE




**1990**

**Head Coach: Steve Pardue**  
**(Class A, Region 1, First District)**

Reidland	H	14	26	L	0 - 1		LIT
Caldwell County	A	0	21	L	0 - 2		Rankings
Murray (Double Overtime)*	H	21	27	L	0 - 3	2OT	in Class
Massac County (IL)	H	13	34	L	0 - 4		#18 - 48.7
Ballard Memorial*	A	27	20	W	1 - 4		#31 - 34.3
Webster County	A	0	20	L	1 - 5		#31 - 33.2
Fulton City*	H	12	28	L	1 - 6		#35 - 32.7
Heath*	H	7	23	L	1 - 7		#34 - 32.1
Fulton County*	A	0	13	L	1 - 8		#33 - 31.8
Graves County	A	12	38	L	1 - 9		#34 - 32.7
<b>REGULAR SEASON POINT TOTAL</b>		<b>106</b>	<b>250</b>				#34 - 32.3

HEAD COACH STARNES



**1991**

**Head Coach: Al Starnes**  
**(Class A, Region 1, Second District)**

Caldwell County	H	0	40	L	0 - 1	
Lone Oak	A	15	28	L	0 - 2	
Webster County	H	7	6	W	1 - 2	
Ballard Memorial	H	27	19	W	2 - 2	
Reidland	A	33	32	W	3 - 2	
Fulton County	H	34	20	W	4 - 2	
Russellville*	A	14	35	L	4 - 3	
Trigg County*	H	29	28	W	5 - 3	
South Hopkins*	A	18	33	L	5 - 4	
Todd County Central*	H	42	28	W	6 - 4	
<b>REGULAR SEASON POINT TOTAL</b>		<b>219</b>	<b>269</b>			
Murray - Playoff	A	0	27	L	6 - 5	
<b>PLAYOFF POINT TOTAL</b>		<b>0</b>	<b>27</b>			
<b>TOTAL POINTS SCORED</b>		<b>219</b>	<b>296</b>			

**1992**

**Head Coach: Al Starnes**  
**(Class A, Region 1, Second District)**

Caldwell County	A	0	28	L	0 - 1	
Lone Oak	H	13	20	L	0 - 2	
Webster County (Overtime)	A	21	20	W	1 - 2	OT
Dexter (MO)	H	23	14	W	2 - 2	
Reidland	H	46	8	W	3 - 2	
Ballard Memorial	A	19	14	W	4 - 2	

LIT  
Rankings  
in Class

#27  
#28  
#24  
#24

SEASON BY SEASON WIN LOSS RECORDS

Russellville*	H	3	35	L	4 - 3	#28
Trigg County*	A	3	0	W	5 - 3	#28
South Hopkins*	H	21	14	W	6 - 3	#24
Todd County Central*	A	7	14	L	6 - 4	#28
<b>REGULAR SEASON POINT TOTAL</b>		<b>156</b>	<b>167</b>			
Fulton County - Playoff	H	15	18	L	6 - 5	
<b>PLAYOFF POINT TOTAL</b>		<b>15</b>	<b>18</b>			
<b>TOTAL POINTS SCORED</b>		<b>171</b>	<b>185</b>			

**1993** Head Coach: Al Starnes  
(Class A, Region 1, Second District)

Fulton City	H	0	12	L	0 - 1	
Lone Oak	A	28	6	W	1 - 1	
Webster County	H	7	35	L	1 - 2	
Fulton County	A	6	42	L	1 - 3	
Caldwell County	H	0	8	L	1 - 4	
Reidland	A	28	0	W	2 - 4	
Russellville*	A	3	49	L	2 - 5	
Trigg County*	H	20	14	W	3 - 5	
South Hopkins*	A	14	12	W	4 - 5	
Todd County Central*	H	7	0	W	5 - 5	
<b>REGULAR SEASON POINT TOTAL</b>		<b>113</b>	<b>178</b>			
Heath - Playoff	H	13	28	L	5 - 6	
<b>PLAYOFF POINT TOTAL</b>		<b>13</b>	<b>28</b>			
<b>TOTAL POINTS SCORED</b>		<b>126</b>	<b>206</b>			

**1994** Head Coach: Al Starnes  
(Class A, Region 1, Second District)

Fulton City	A	22	16	W	1 - 0	
Lone Oak	MSU	14	13	W	2 - 0	
Webster County	A	12	40	L	2 - 1	
Fulton County	H	17	25	L	2 - 2	
Caldwell County	A	0	44	L	2 - 3	
Reidland	H	12	13	L	2 - 4	
Russellville*	H	0	54	L	2 - 5	
Trigg County*	A	6	24	L	2 - 6	
South Hopkins*	A	24	41	L	2 - 7	
Todd County Central*	A	0	33	L	2 - 8	
<b>REGULAR SEASON POINT TOTAL</b>		<b>107</b>	<b>303</b>			

**1995** Head Coach: Al Starnes  
(Class A, Region 1, Second District)

Fulton City	H	27	26	W	1 - 0	
Lone Oak	A	14	20	L	1 - 1	
Webster County	H	24	6	W	2 - 1	
Ballard Memorial	A	26	6	W	3 - 1	
Caldwell County	H	6	45	L	3 - 2	
Reidland	A	14	13	W	4 - 2	
Russellville*	A	0	35	L	4 - 3	
Trigg County*	H	8	46	L	4 - 4	
Fulton County	A	16	32	L	4 - 5	
Todd County Central*	H	6	34	L	4 - 6	
<b>REGULAR SEASON POINT TOTAL</b>		<b>141</b>	<b>263</b>			
Mayfield - Playoff	A	14	35	L	4 - 7	
<b>PLAYOFF POINT TOTAL</b>		<b>14</b>	<b>35</b>			
<b>TOTAL POINTS SCORED</b>		<b>155</b>	<b>298</b>			

**1996** Head Coach: Al Starnes  
(Class A, Region 1, Second District)

Fulton City	A	20	18	W	1 - 0	
Lone Oak	H	15	14	W	2 - 0	
Webster County	A	22	7	W	3 - 0	#17
Ballard Memorial	H	36	6	W	4 - 0	#17
Caldwell County	A	7	26	L	4 - 1	
Reidland	H	56	3	W	5 - 1	
Russellville*	H	14	6	W	6 - 1	
Trigg County*	A	27	25	W	7 - 1	
Fulton County	H	28	25	W	8 - 1	
Todd County Central*	A	13	7	W	9 - 1	
<b>REGULAR SEASON POINT TOTAL</b>		<b>238</b>	<b>137</b>			
Ballard Memorial - Playoff	H	15	11	W	10 - 1	
Todd County Central - Playoff	H	26	32	L	10 - 2	
<b>PLAYOFF POINT TOTAL</b>		<b>41</b>	<b>43</b>			
<b>TOTAL POINTS SCORED</b>		<b>279</b>	<b>180</b>			

AP Class A      LIT Rankings in Class



SEASON BY SEASON WIN LOSS RECORDS

**1997**    **Head Coach: Al Starnes**    AP  
**(Class A, Region 1, Second District)**    Class A

Heath	H	35	14	W	1 - 0	
Fulton City	A	33	26	W	2 - 0	#6
Webster County	H	18	7	W	3 - 0	#5
Ballard Memorial	A	13	6	W	4 - 0	#6
Caldwell County	H	0	42	L	4 - 1	#9
Reidland	A	41	12	W	5 - 1	#9
Russellville*	A	14	34	L	5 - 2	UNR
Trigg County (Overtime)*	H	17	20	L	5 - 3 OT	UNR
McLean County*	A	14	21	L	5 - 4	UNR
Todd County Central*	H	64	7	W	6 - 4	UNR
<b>REGULAR SEASON POINT TOTAL</b>		<b>249</b>	<b>189</b>			
Mayfield - Playoff	A	0	24	L	6 - 5	
<b>PLAYOFF POINT TOTAL</b>		<b>0</b>	<b>24</b>			
<b>TOTAL POINTS SCORED</b>		<b>249</b>	<b>213</b>			

**1998**    **Head Coach: Al Starnes**    AP  
**(Class A, Region 1, Second District)**    Class A

Heath	A	26	7	W	1 - 0	
Fulton City	H	30	13	W	2 - 0	
Webster County	A	19	7	W	3 - 0	
Ballard Memorial	H	27	7	W	4 - 0	
Caldwell County	A	0	28	L	4 - 1	#16
Reidland	H	40	7	W	5 - 1	
Russellville*	H	27	12	W	6 - 1	#12
Trigg County*	A	48	21	W	7 - 1	#9
McLean County*	H	49	14	W	8 - 1	#8
Todd County Central*	A	28	13	W	9 - 1	#8
<b>REGULAR SEASON POINT TOTAL</b>		<b>294</b>	<b>129</b>			
Ballard Memorial - Playoff	H	19	0	W	10 - 1	
Fulton County - Playoff	H	25	6	W	11 - 1	
Mayfield - Playoff	H	6	57	L	11 - 2	
<b>PLAYOFF POINT TOTAL</b>		<b>50</b>	<b>63</b>			
<b>TOTAL POINTS SCORED</b>		<b>344</b>	<b>192</b>			

**1999**    **Head Coach: Al Starnes**    AP    LIT  
**(Class A, Region 1, Second District)**    Class A    Rankings

Murray (Overtime)	MSU	12	9	W	1 - 0 OT		in Class
Heath	H	20	14	W	2 - 0		
Fulton County	A	42	0	W	3 - 0	#6	#15
Ballard Memorial	A	7	0	W	4 - 0	#8	#17
Caldwell County	H	32	7	W	5 - 0	#9	#15
Webster County	H	27	6	W	6 - 0	#8 (1)	#13
Russellville*	A	27	12	W	7 - 0	#6	#11
Trigg County*	H	21	0	W	8 - 0	#6	#11
Hancock County*	A	13	38	L	8 - 1	#9 (1)	#11
Todd County Central*	H	7	6	W	9 - 1	#9	#11
<b>REGULAR SEASON POINT TOTAL</b>		<b>208</b>	<b>92</b>				
Fulton County - Playoff	H	54	8	W	10 - 1		
Mayfield - Playoff	A	14	48	L	10 - 2		
<b>PLAYOFF POINT TOTAL</b>		<b>68</b>	<b>56</b>				
<b>TOTAL POINTS SCORED</b>		<b>276</b>	<b>148</b>				

**2000**    **Head Coach: Al Starnes**  
**(Class A, Region 1, Second District)**

Murray	A	0	37	L	0 - 1	
Heath	A	17	6	W	1 - 1	
Fulton County	H	39	12	W	2 - 1	
Ballard Memorial	H	24	20	W	3 - 1	
Caldwell County	A	7	26	L	3 - 2	
Webster County	A	13	48	L	3 - 3	
Russellville*	H	27	26	W	4 - 3	
Trigg County*	A	21	63	L	4 - 4	
Hancock County*	H	7	46	L	4 - 5	
Todd County Central*	A	29	20	W	5 - 5	
<b>REGULAR SEASON POINT TOTAL</b>		<b>184</b>	<b>304</b>			
Murray - Playoff	A	14	41	L	5 - 6	
<b>PLAYOFF POINT TOTAL</b>		<b>14</b>	<b>41</b>			
<b>TOTAL POINTS SCORED</b>		<b>198</b>	<b>345</b>			

**2001**    **Head Coach: Al Starnes**  
**(Class A, Region 1, Second District)**

Caldwell County	H	10	7	W	1 - 0	
Fulton County	A	47	0	W	2 - 0	

SEASON BY SEASON WIN LOSS RECORDS

Union County	A	13	22	L	2 - 1	
Ballard Memorial	H	8	21	L	2 - 2	
Heath	H	33	13	W	3 - 2	
Webster County	H	13	7	W	4 - 2	
Russellville (Overtime)*	A	22	21	W	5 - 2	OT
Fulton City	A	28	22	W	6 - 2	
Hancock County*	A	14	6	W	7 - 2	
McLean County*	H	42	12	W	8 - 2	
<b>REGULAR SEASON POINT TOTAL</b>		<b>230</b>	<b>131</b>			
Fulton City - Playoff	H	19	12	W	9 - 2	
Ballard Memorial - Playoff	H	6	39	L	9 - 3	
<b>PLAYOFF POINT TOTAL</b>		<b>25</b>	<b>51</b>			
<b>TOTAL POINTS SCORED</b>		<b>255</b>	<b>182</b>			

**2002** Head Coach: Al Starnes  
(Class A, Region 1, Second District)

Caldwell County	A	8	7	W	1 - 0	AP Class A	LIT Rankings in Class
Fulton County	A	30	6	W	2 - 0		
Union County	H	41	12	W	3 - 0	#10	
Ballard Memorial	A	6	25	L	3 - 1		
Heath	A	20	13	W	4 - 1		
Webster County	A	7	14	L	4 - 2		#18
Russellville*	H	19	3	W	5 - 2	#19	#17
Fulton City	H	30	14	W	6 - 2		
Hancock County*	H	27	14	W	7 - 2	#14	
McLean County*	A	29	28	W	8 - 2		
<b>REGULAR SEASON POINT TOTAL</b>		<b>217</b>	<b>136</b>				
Fulton City - Playoff	H	46	0	W	9 - 2		
Murray - Playoff	H	18	8	W	10 - 2		
Mayfield - Playoff	H	12	41	L	10 - 3		
<b>PLAYOFF POINT TOTAL</b>		<b>76</b>	<b>49</b>				
<b>TOTAL POINTS SCORED</b>		<b>293</b>	<b>185</b>				

**2003** Head Coach: Al Starnes  
(Class A, Region 1, Second District)

Caldwell County	H	21	20	W	1 - 0	AP Class A	LIT Rankings in Class
Muhlenberg North	A	53	0	W	2 - 0	T-#10	#19
Union County	A	6	12	L	2 - 1	#17	#26
Calloway County	H	7	34	L	2 - 2		
Webster County	H	29	14	W	3 - 2		
Metcalfe County*	A	8	28	L	3 - 3	UNR	#29
McLean County*	H	35	0	W	4 - 3		
Caverna*	H	47	6	W	5 - 3	UNR	#24
Hancock County*	A	7	55	L	5 - 4	UNR	
Russellville*	A	21	28	L	5 - 5	UNR	#31
<b>REGULAR SEASON POINT TOTAL</b>		<b>234</b>	<b>197</b>				
Murray - Playoff	A	12	27	L	5 - 6		
<b>PLAYOFF POINT TOTAL</b>		<b>12</b>	<b>27</b>				
<b>TOTAL POINTS SCORED</b>		<b>246</b>	<b>224</b>				

**2004** Head Coach: Al Starnes  
(Class A, Region 1, Second District)

Caldwell County	A	28	26	W	1 - 0		
Muhlenberg North	H	48	19	W	2 - 0		
Union County	H	49	52	L	2 - 1		
Calloway County	A	49	15	W	3 - 1		
Webster County	A	34	7	W	4 - 1		
Metcalfe County*	H	28	14	W	5 - 1		
McLean County*	A	46	0	W	6 - 1		
Caverna*	A	21	19	W	7 - 1		
Hancock County*	H	28	34	L	7 - 2		
Russellville*	H	27	20	W	8 - 2		
<b>REGULAR SEASON POINT TOTAL</b>		<b>358</b>	<b>197</b>				
Fulton City - Playoff	H	40	12	W	9 - 2		
Mayfield - Playoff	A	28	35	L	9 - 3		
<b>PLAYOFF POINT TOTAL</b>		<b>68</b>	<b>47</b>				
<b>TOTAL POINTS SCORED</b>		<b>426</b>	<b>244</b>				

**2005** Head Coach: Al Starnes  
(Class A, Region 1, Second District)

Caldwell County	H	22	32	L	0 - 1		
Logan County	A	41	12	W	1 - 1		
Union County	A	46	40	W	2 - 1		
Calloway County	H	43	28	W	3 - 1		
Webster County	H	47	6	W	4 - 1		

SEASON BY SEASON WIN LOSS RECORDS

Metcalfe County*	A	12	22	L	4 - 2
McLean County*	H	48	0	W	5 - 2
Caverna*	H	48	14	W	6 - 2
Hancock County*	A	16	0	W	7 - 2
Russellville*	A	59	6	W	8 - 2
<b>REGULAR SEASON POINT TOTAL</b>		<b>382</b>	<b>160</b>		
Fulton County - Playoff	H	39	8	W	9 - 2
Mayfield - Playoff	A	6	34	L	9 - 3
<b>PLAYOFF POINT TOTAL</b>		<b>45</b>	<b>42</b>		
<b>TOTAL POINTS SCORED</b>		<b>427</b>	<b>202</b>		

2006

Head Coach: Al Starnes  
(Class A, Region 1, Second District)

Caldwell County	A	21	48	L	0 - 1
Logan County	H	43	38	W	1 - 1
Union County	H	7	54	L	1 - 2
Calloway County	A	0	32	L	1 - 3
Webster County	A	6	14	L	1 - 4
Metcalfe County*	H	19	21	L	1 - 5
McLean County*	A	19	13	W	2 - 5
Caverna*	A	49	30	W	3 - 5
Hancock County*	H	0	28	L	3 - 5
Russellville*	H	35	21	W	4 - 6
<b>REGULAR SEASON POINT TOTAL</b>		<b>199</b>	<b>299</b>		
Russellville - Playoff	H	28	34	L	4 - 7
<b>PLAYOFF POINT TOTAL</b>		<b>28</b>	<b>34</b>		
<b>TOTAL POINTS SCORED</b>		<b>227</b>	<b>333</b>		

AP Class A LIT Rankings in Class

10/10/2006 UNR #36

2007

Head Coach: Al Starnes  
(Class A, Region 1, First District)

Massac Co. (IL) (Alliance Bowl)	Graves	0	63	L	0 - 1
Glasgow (Trice Hughes Bowl)	Princeton	6	49	L	0 - 2
Calloway County	H	7	49	L	0 - 3
Fulton City*	A	22	26	L	0 - 4
Mayfield *	H	14	35	L	0 - 5
Webster County	H	33	21	W	1 - 5
Ballard Memorial*	A	49	23	W	2 - 5
Union County	A	42	22	W	3 - 5
Fulton County*	H	40	12	W	4 - 5
Caldwell County	H	7	21	L	4 - 6
<b>REGULAR SEASON POINT TOTAL</b>		<b>220</b>	<b>321</b>		
Mayfield - Playoff	A	21	24	L	4 - 7
<b>PLAYOFF POINT TOTAL</b>		<b>21</b>	<b>24</b>		
<b>TOTAL POINTS SCORED</b>		<b>241</b>	<b>355</b>		

AP Class A LIT Rankings in Class

2008

Head Coach: Al Starnes  
(Class A, Region 1, First District)

Lake County (TN) (Alliance Bowl)	Marshall	54	21	W	1 - 0
Lone Oak (Trice Hughes Bowl)	Princeton	13	54	L	1 - 1
Calloway County	A	6	28	L	1 - 2
Fulton City*	H	44	13	W	2 - 2
Mayfield*	A	27	14	W	3 - 2
Webster County	A	34	0	W	4 - 2
Ballard Memorial*	H	41	19	W	5 - 2
Union County	H	25	16	W	6 - 2
Fulton County*	A	58	8	W	7 - 2
Caldwell County	A	7	21	L	7 - 3
OPEN WEEK					#7
<b>REGULAR SEASON POINT TOTAL</b>		<b>309</b>	<b>194</b>		
Kentucky Country Day - Playoff	H	47	0	W	8 - 3
Ballard Memorial - Playoff	H	48	8	W	9 - 3
Mayfield - Playoff	H	26	13	W	10 - 3
Beechwood - Playoff	A	0	34	L	10 - 4
<b>PLAYOFF POINT TOTAL</b>		<b>121</b>	<b>55</b>		
<b>TOTAL POINTS SCORED</b>		<b>430</b>	<b>249</b>		

AP Class A LIT Rankings in Class

#13 #13 #18 #13 #13 #13 #10 #9 #8 #10 #7

2009

Head Coach: Al Starnes  
(Class A, Region 1, First District)

Massac County (IL) (Warrior Bowl)	H	27	7	W	1 - 0
Hopkins Co. Central (Caldwell Med. Bowl)	Caldwell	35	6	W	2 - 0
McLean County	A	34	12	W	3 - 0
Webster County	H	49	8	W	4 - 0
Caldwell County	H	26	14	W	5 - 0
Ballard Memorial*	A	27	6	W	6 - 0
Fulton County (forfeit)*	H	1	0	W	7 - 0

AP Class A LIT Rankings in Class

#6 #4 #3 #3 #3 #3 #3

SEASON BY SEASON WIN LOSS RECORDS

Fulton City*	A	57	0	W	8 - 0	#3
Mayfield*	H	7	42	L	8 - 1	#6
Murray	MSU	7	24	L	8 - 2	#7
<b>REGULAR SEASON POINT TOTAL</b>		<b>270</b>	<b>119</b>			
Kentucky Country Day - Playoff	H	48	9	W	9 - 2	
Holy Cross (Louisville) - Playoff	A	31	27	W	10 - 2	
Mayfield - Playoff	A	28	31	L	10 - 3	
<b>PLAYOFF POINT TOTAL</b>		<b>107</b>	<b>67</b>			
<b>TOTAL POINTS SCORED</b>		<b>377</b>	<b>186</b>			

2010

<b>Head Coach: Al Starnes</b>						AP	LIT
<b>(Class A, Region 1, First District)</b>						Class A	Rankings
						#10	in Class
Hopkins County Central	A	20	15	W	1 - 0	#6	
Massac County (IL) (Lynwood Motors Bowl)	A	25	23	W	2 - 0	#6	
McLean County	H	61	8	W	3 - 0	#6	#5
Webster County	A	53	0	W	4 - 0	#5	
Caldwell County	A	7	44	L	4 - 1	#9	
Ballard Memorial*	H	34	18	W	5 - 1	#7	
Fulton County*	A	61	6	W	6 - 1	#7	
Fulton City*	H	48	0	W	7 - 1	#7	
Mayfield*	A	19	38	L	7 - 2	#7	
Murray	H	10	21	L	7 - 3	#9	#5
<b>REGULAR SEASON POINT TOTAL</b>		<b>338</b>	<b>173</b>				
Bethlehem (#3 Seed) - Playoff	H	14	28	L	7 - 4		
<b>PLAYOFF POINT TOTAL</b>		<b>14</b>	<b>28</b>				
<b>TOTAL POINTS SCORED</b>		<b>352</b>	<b>201</b>				

2011

<b>Head Coach: Al Starnes</b>						AP	LIT
<b>(Class AA, Region 1, First District)</b>						Class A	Rankings
						UNR	in Class
Hopkins County Central	H	38	6	W	1 - 0	UNR	
Trigg County	A	10	22	L	1 - 1	UNR	
Union County	A	16	41	L	1 - 2	UNR	
Paducah Tilghman	A	0	49	L	1 - 3	UNR	
Reidland*	H	34	0	W	2 - 3	UNR	
Marshall County	H	10	15	L	2 - 4	UNR	
Murray*	A	0	35	L	2 - 5	UNR	
Ballard Memorial*	A	28	14	W	3 - 5	UNR	
Caldwell County*	H	16	46	L	3 - 6	UNR	
Madisonville - North Hopkins	H	0	49	L	3 - 7	UNR	
<b>REGULAR SEASON POINT TOTAL</b>		<b>152</b>	<b>277</b>				
Hancock County (#2 Seed) - Playoff (Overtime)	A	21	27	L	3 - 8 OT		
<b>PLAYOFF POINT TOTAL</b>		<b>21</b>	<b>27</b>				
<b>TOTAL POINTS SCORED</b>		<b>173</b>	<b>304</b>				

2012

<b>Head Coach: Al Starnes</b>						AP	LIT
<b>(Class AA, Region 1, First District)</b>						Class A	Rankings
						UNR	in Class
Hopkins County Central	H	21	6	W	1 - 0	UNR	
Trigg County	A	21	42	L	1 - 1	UNR	
Union County	H	35	6	W	2 - 1	UNR	
Paducah Tilghman	H	0	54	L	2 - 2	UNR	
Reidland*	A	37	0	W	3 - 2	UNR	
Marshall County	A	2	15	L	3 - 3	UNR	
Murray*	H	0	41	L	3 - 4	UNR	
Ballard Memorial*	H	6	7	L	3 - 5	UNR	
Caldwell County*	A	0	49	L	3 - 6	UNR	
Madisonville - North Hopkins	A	7	27	L	3 - 7	UNR	
<b>REGULAR SEASON POINT TOTAL</b>		<b>129</b>	<b>247</b>				
Owensboro Catholic (#1 Seed) - Playoff	A	0	58	L	3 - 8		
<b>PLAYOFF POINT TOTAL</b>		<b>0</b>	<b>58</b>				
<b>TOTAL POINTS SCORED</b>		<b>129</b>	<b>305</b>				

2013

<b>Head Coach: Al Starnes</b>						AP	LIT
<b>(Class AA, Region 1, First District)</b>						Class A	Rankings
						UNR	in Class
Fulton City	A	35	6	W	1 - 0	UNR	
Hopkins County Central	H	19	8	W	2 - 1	UNR	
Union County	A	6	43	L	2 - 1	UNR	
Webster County	A	19	8	W	3 - 1	UNR	
Muhlenberg County	H	12	13	L	3 - 2	UNR	
Marshall County	H	0	43	L	3 - 3	UNR	
Murray*	A	0	54	L	3 - 4	UNR	
Ballard Memorial*	A	7	40	L	3 - 5	UNR	
Caldwell County*	H	3	50	L	3 - 6	UNR	

SEASON BY SEASON WIN LOSS RECORDS

	<b>REGULAR SEASON POINT TOTAL</b>	<b>101</b>	<b>265</b>			
Owensboro Catholic (#1 Seed) - Playoff	A	7	50	L	3 - 7	
	<b>PLAYOFF POINT TOTAL</b>	<b>7</b>	<b>50</b>			
	<b>TOTAL POINTS SCORED</b>	<b>108</b>	<b>315</b>			

**2014**

<b>Head Coach: Al Starnes</b>						AP
<b>(Class AA, Region 1, First District)</b>						Class A
Fulton City	H	37	6	W	1 - 0	UNR
Hopkins County Central	H	27	13	W	2 - 0	UNR
Union County	H	12	42	L	2 - 1	UNR
Webster County	H	21	6	W	3 - 1	UNR
Muhlenberg County	A	14	28	L	3 - 2	UNR
Marshall County	A	6	42	L	3 - 3	UNR
Murray*	H	0	69	L	3 - 4	UNR
Ballard Memorial*	H	21	34	L	3 - 5	UNR
Caldwell County*	A	6	63	L	3 - 6	UNR
Fulton City	A	35	14	W	4 - 6	
	<b>REGULAR SEASON POINT TOTAL</b>	<b>179</b>	<b>317</b>	.		
Owensboro Catholic (#1 Seed) - Playoff	A	0	52	L	4 - 7	
	<b>PLAYOFF POINT TOTAL</b>	<b>0</b>	<b>52</b>			
	<b>TOTAL POINTS SCORED</b>	<b>179</b>	<b>369</b>			

**2015**

<b>Head Coach: Al Starnes</b>						AP
<b>(Class A, Region 1, First District)</b>						Class A
Todd County Central	H	35	14	W	1 - 0	UNR
Hopkins County Central	H	48	24	W	2 - 0	UNR
McLean County	A	31	8	W	3 - 0	#13
Caldwell County	H	6	53	L	3 - 1	UNR
Webster County	A	48	12	W	4 - 1	UNR
Union County	A	21	42	L	4 - 2	UNR
Fulton County*	H	43	12	W	5 - 2	UNR
Fulton City*	A	50	6	W	6 - 2	UNR
Russellville*	H	21	46	L	6 - 3	UNR
Ballard Memorial	A	21	55	L	6 - 4	UNR
	<b>REGULAR SEASON POINT TOTAL</b>	<b>324</b>	<b>272</b>			
Caverna (#3 Seed) - Playoff	H	42	16	W	7 - 4	
Bethlehem (#1 Seed) - Playoff	A	21	48	L	7 - 5	
	<b>PLAYOFF POINT TOTAL</b>	<b>42</b>	<b>16</b>			
	<b>TOTAL POINTS SCORED</b>	<b>366</b>	<b>288</b>			

**2016**

<b>Head Coach: Al Starnes</b>						AP
<b>(Class A, Region 1, First District)</b>						Class A
Todd County Central	A	28	14	W	1 - 0	#19
Hopkins County Central	A	19	24	L	1 - 1	UNR
McLean County	H	7	16	L	1 - 2	UNR
Caldwell County	A	0	49	L	1 - 3	UNR
Webster County	H	28	6	W	2 - 3	UNR
Union County	H	15	56	L	2 - 4	UNR
Fulton City*	A	48	12	W	3 - 4	UNR
Ballard Memorial	H	7	41	L	3 - 5	UNR
Fulton County*	H	70	32	W	4 - 5	UNR
Russellville*	A	7	49	L	4 - 6	UNR
	<b>REGULAR SEASON POINT TOTAL</b>	<b>229</b>	<b>299</b>			
Fort Knox (#3 Seed) - Playoff	H	49	16	W	5 - 6	
Bethlehem (#1 Seed) - Playoff	A	36	43	L	5 - 7	
	<b>PLAYOFF POINT TOTAL</b>	<b>49</b>	<b>16</b>			
	<b>TOTAL POINTS SCORED</b>	<b>278</b>	<b>315</b>			

**2017**

<b>Head Coach: Al Starnes</b>						AP	LIT
<b>(Class A, Region 1, First District)</b>						Class A	Rankings
Stewart County (TN)	A	62	27	W	1 - 0	#21	In Class
Trigg County	H	20	29	L	1 - 1	#14	
Caldwell County	H	21	65	L	1 - 2	#17	#23
Webster County	A	49	7	W	2 - 2	UNR	#21
Union County	A	6	33	L	2 - 3	UNR	#17
Fulton City*	H	54	6	W	3 - 3	UNR	#19
Ballard Memorial	H	70	74	L	3 - 4	UNR	#21
Fulton County*	A	50	0	W	4 - 4	UNR	
Russellville*	H	22	21	W	5 - 4	UNR	#17
Hopkins County Central	A	37	8	W	6 - 4	#12	
	<b>REGULAR SEASON POINT TOTAL</b>	<b>391</b>	<b>270</b>				
Caverna (#4 Seed) - Playoff	H	69	0	W	7 - 4		
Bethlehem (#2 Seed) - Playoff	H	41	20	W	8 - 4		
Campbellsville (#1 Seed) - Playoff	H	8	44	L	8 - 5		
	<b>PLAYOFF POINT TOTAL</b>	<b>118</b>	<b>64</b>				

SEASON BY SEASON WIN LOSS RECORDS

TOTAL POINTS SCORED 509 334

2018

Head Coach: Sean Thompson (Assistant Coaches: Gaige Courtney, Bryan Qualls)  
(Class A, Region 1, First District)

Stewart County (TN)	H	42	6	W	1 - 0
Trigg County	A	46	7	W	2 - 0
Caldwell County	A	20	32	L	2 - 1
Webster County	H	48	13	W	3 - 1
Union County	H	38	3	W	4 - 1
Fulton City*	A	49	6	W	5 - 1
Ballard Memorial	A	58	28	W	6 - 1
Fulton County*	H	59	8	W	7 - 1
Russellville*	A	28	12	W	8 - 1
Hopkins County Central	H	61	6	W	9 - 1
<b>REGULAR SEASON POINT TOTAL</b>		<b>449</b>	<b>121</b>		
Caverna (#4 Seed) - Playoff	H	63	0	W	10 - 1
Bethlehem (#2 Seed) - Playoff	H	33	27	W	11 - 1
Campbellsville (#1 Seed) - Playoff	A	21	26	L	11 - 2
<b>PLAYOFF POINT TOTAL</b>		<b>117</b>	<b>53</b>		
<b>TOTAL POINTS SCORED</b>		<b>566</b>	<b>174</b>		

AP Class A #11  
LIT Rankings In Class

#12  
#6 #5 - 94.9  
#10 #6 - 95.0  
#7 #6 - 94.0  
#7 #3 - 102.7  
#7 #4 - 98.3  
#7 #4 - 94.0  
#7 #4 - 93.7  
#6 (1)

2019

Head Coach: Sean Thompson (Assistant Coaches: Gaige Courtney, Bryan Qualls)  
(Class A, Region 1, First District)

Fort Campbell	A	43	14	W	1 - 0
Webster County	A	48	21	W	2 - 0
Ballard Memorial	A	50	6	W	3 - 0
Caldwell County	H	14	36	L	3 - 1
OPEN WEEK					
Union County	A	0	14	L	3 - 2
Trigg County	H	32	0	W	4 - 2
Caverna*	H	54	0	W	5 - 2
Fulton County*	A	30	12	W	6 - 2
Russellville*	H	21	14	W	7 - 2
Todd County Central	H	49	22	W	8 - 2
<b>REGULAR SEASON POINT TOTAL</b>		<b>341</b>	<b>139</b>		
Caverna (#4 Seed) - Playoff	H	46	0	W	9 - 2
Russellville (#2 Seed) - Playoff	H	41	3	W	10 - 2
Kentucky Country Day (#1 RPI)	A	22	36	L	10 - 3
<b>PLAYOFF POINT TOTAL</b>		<b>109</b>	<b>39</b>		
<b>TOTAL POINTS SCORED</b>		<b>450</b>	<b>178</b>		

AP Class A #9  
KHSAA RPI

#8  
#5  
#5  
#7 #9  
#8  
T-13th  
#13 0.609 - #12  
#11 0.604 - #11  
#10 0.614 - #10  
#7 0.612 - #10  
#7 0.625 - #10

HEAD COACH THOMPSON



2020

Head Coach: Sean Thompson (Assistant Coaches: Gaige Courtney, Bryan Qualls)  
(Class A, Region 1, First District)

Caldwell County (2A)	A	0	22	L	0 - 1
Union County (3A)	A	28	12	W	1 - 1
Murray (2A)	H	35	14	W	2 - 1
Trigg County (3A)	A	56	34	W	3 - 1
Caverna*	A	78	0	W	4 - 1
Fulton County*	H	47	6	W	5 - 1
Russellville*	A	47	6	W	6 - 1
Henderson County (6A)	A	9	10	L	6 - 2
Paducah Tilghman (3A)					
<b>REGULAR SEASON POINT TOTAL</b>		<b>300</b>	<b>104</b>		
Round 1 of Playoffs		BYE			
Russellville (#2 Seed) - Playoff	H	42	13	W	7 - 2
Kentucky Country Day (#2 RPI)	A	7	35	L	7 - 3
<b>PLAYOFF POINT TOTAL</b>		<b>49</b>	<b>48</b>		
<b>TOTAL POINTS SCORED</b>		<b>349</b>	<b>152</b>		

#9  
#10  
#7  
T-#6  
#7  
#6 0.627 - #9  
#6 0.635 - #8  
#6 0.656 - #6  
#5 0.632 - #7  
#4 0.621 - #6  
AP Class A #9  
KHSAA RPI

2021

Head Coach: Gaige Courtney (Assistant Coaches: Austin Berry, Bryan Qualls)  
(Class A, Region 1, First District)

Murray					
CANCELLED - COVID-19					
Webster County	H	53	6	W	1 - 0
Madisonville - North Hopkins	A	20	33	L	1 - 1
Caldwell County	H	0	9	L	1 - 2
Hancock County	A	27	14	W	2 - 2
Union County	A				
Bethlehem	H				
OPEN WEEK					
Fulton County*	A				
Russellville*	H				
OPEN WEEK					
<b>REGULAR SEASON POINT TOTAL</b>		<b>100</b>	<b>62</b>		
Round 1					
Round 2					
Round 3					
Round 4					

AP Class A #9  
KHSAA RPI

HEAD COACH COURTNEY



## SEASON BY SEASON WIN LOSS RECORDS

Round 5

<i>PLAYOFF POINT TOTAL</i>	<i>0</i>	<i>0</i>
<i>TOTAL POINTS SCORED</i>	<i>100</i>	<i>62</i>



**\* Denotes District Opponent. District opponents have not yet been identified for several seasons.**

2007: Schools were divided into six classes (instead of 4,) but Crittenden County remained 1A.

1991: Starting this year, the top 4 teams in each district qualified for the post-season.

1987: Starting this year, there were 4 regions/8 districts in each of the four classes with 2 playoff teams per district.

1975: Starting this year, there were 4 classes (instead of 3)

1969: First season for two-point conversion

1959: KHSAA instituted class football...and the playoffs...with Jefferson County schools being 3-A and the rest of the state divided into 1-A and 2-A

**RECORDS VERSUS ALL OPPONENTS**

Team	Wins	Losses	Ties	Winning Percentage
Ballard Memorial	27	15	0	64.3%
Beechwood	0	1	0	0.0%
<b>Bethlehem</b>	<b>2</b>	<b>3</b>	<b>0</b>	<b>40.0%</b>
Booneville (IN)	0	2	0	0.0%
Bowling Green	0	2	0	0.0%
Bowling Green High Street	1	0	0	100.0%
Butler County	0	1	0	0.0%
<b>Caldwell County</b>	<b>10</b>	<b>44</b>	<b>0</b>	<b>18.5%</b>
Calloway County	4	6	0	40.0%
Campbellsville	0	2	0	0.0%
Carroll County	1	0	0	100.0%
Caverna	11	0	0	100.0%
Christian County	3	2	0	60.0%
Daviess County	0	6	0	0.0%
Dexter (MO)	1	0	0	100.0%
Fort Campbell	2	12	0	14.3%
Fort Knox	1	0	0	100.0%
Fulton City	26	20	0	56.5%
<b>Fulton County</b>	<b>27</b>	<b>9</b>	<b>0</b>	<b>75.0%</b>
Glasgow	0	1	0	0.0%
Graves County	2	1	0	66.7%
Greenville	6	0	0	100.0%
<b>Hancock County</b>	<b>7</b>	<b>8</b>	<b>0</b>	<b>46.7%</b>
Heath	7	16	0	30.4%
Henderson City	0	4	0	0.0%
Henderson County	0	8	0	0.0%
Henderson Douglas	1	0	0	100.0%
Holy Cross (Louisville)	1	0	0	100.0%
Hopkins County Central	9	1	0	90.0%
Kentucky Country Day	2	2	0	50.0%
Lake County (TN)	1	0	0	100.0%
Logan County	2	0	0	100.0%
Lone Oak	8	13	0	38.1%



## RECORDS VERSUS OTHER OPPONENTS

Team	Wins	Losses	Ties	Winning Percentage
Madisonville - North Hopkins	0	3	0	0.0%
Marshall County	0	5	0	0.0%
Massac County (IL)	2	3	0	40.0%
Mayfield	2	13	0	13.3%
McLean County	19	4	0	82.6%
Metcalfe County	1	3	0	25.0%
Morganfield	1	6	0	14.3%
Muhlenberg County	0	2	0	0.0%
Muhlenberg North	2	0	0	100.0%
<b>Murray</b>	<b>4</b>	<b>19</b>	<b>1</b>	<b>18.8%</b>
North Hardin	0	1	0	0.0%
North Marshall	2	5	0	28.6%
North Warren	1	0	0	100.0%
Ohio County	0	2	0	0.0%
Owensboro Catholic	0	9	0	0.0%
Paducah Lincoln	2	0	0	100.0%
Paducah Tilghman	0	3	0	0.0%
Paintsville	1	0	0	100.0%
Providence	2	4	1	35.7%
Reidland	14	12	1	53.7%
<b>Russellville</b>	<b>21</b>	<b>32</b>	<b>0</b>	<b>39.6%</b>
Shelbyville	0	1	0	0.0%
South Hopkins	5	2	0	71.4%
Stewart County (TN)	2	0	0	100.0%
Sturgis	2	5	0	28.6%
Todd County Central	11	5	0	68.8%
Trigg County	12	29	1	29.8%
<b>Union County</b>	<b>8</b>	<b>26</b>	<b>0</b>	<b>23.5%</b>
Warren Central	0	2	0	0.0%
Warren County	2	2	0	50.0%
<b>Webster County</b>	<b>33</b>	<b>13</b>	<b>1</b>	<b>71.3%</b>
<b>ALL-TIME RECORD</b>	<b>311</b>	<b>390</b>	<b>5</b>	<b>44.4%</b>

Since and Including 1957

## END OF SEASON RECORDS (BY COACH)

Year	Wins	Losses	Ties	Coach	Career Wins	Career Losses	Career Ties	Career Winning Percentage
1957	0	10		Behrendt				
1958	0	10		Behrendt				
1959	2	6	1	Behrendt	2	26	1	8.62%
<b>1960</b>	<b>2</b>	<b>7</b>		<b>Huff</b>				
<b>1961</b>	<b>1</b>	<b>10</b>		<b>Huff</b>				
<b>1962</b>	<b>1</b>	<b>8</b>	<b>1</b>	<b>Huff</b>				
<b>1963</b>	<b>8</b>	<b>3</b>	<b>1</b>	<b>\$&amp; Huff</b>				
<b>1964</b>	<b>4</b>	<b>6</b>		<b># Huff</b>				
<b>1965</b>	<b>2</b>	<b>8</b>		<b>Huff</b>	<b>18</b>	<b>42</b>	<b>2</b>	<b>30.65%</b>
1966	1	9		Heffington	1	9	0	10.00%
<b>1967</b>	<b>1</b>	<b>9</b>		<b>Biggs</b>	<b>1</b>	<b>9</b>	<b>0</b>	<b>10.00%</b>
1968	1	8		Parker	1	8	0	11.11%
<b>1969</b>	<b>1</b>	<b>8</b>		<b>Daley</b>	<b>1</b>	<b>8</b>	<b>0</b>	<b>11.11%</b>
1970	0	10		McDonald				
1971	4	6	1	McDonald				
1972	6	5		McDonald				
1973	1	10		McDonald	11	31	1	26.74%
<b>1974</b>	<b>2</b>	<b>8</b>	<b>1</b>	<b>Cherry</b>				
<b>1975</b>	<b>8</b>	<b>3</b>		<b>Cherry</b>				
<b>1976</b>	<b>2</b>	<b>9</b>		<b>Cherry</b>				
<b>1977</b>	<b>0</b>	<b>4</b>		<b>Cherry</b>				
	0	1		McCord	0	1	0	0.00%
	<b>1</b>	<b>4</b>		<b>Cherry</b>	<b>13</b>	<b>28</b>	<b>1</b>	<b>32.14%</b>
1978	0	11		Bargo				
1979	2	8		Bargo				
1980	4	7		Bargo				
1981	2	8		Bargo				
1982	3	8		Bargo	12	51	0	19.05%
<b>1983</b>	<b>5</b>	<b>5</b>		<b>Gates</b>				
<b>1984</b>	<b>5</b>	<b>6</b>		<b>Gates</b>				
<b>1985</b>	<b>13</b>	<b>1</b>		<b>\$&amp;! Gates</b>	<b>23</b>	<b>12</b>	<b>0</b>	<b>65.71%</b>
1986	7	3		Crum	7	3	0	70.00%
<b>1987</b>	<b>4</b>	<b>6</b>		<b>Pardue</b>				
<b>1988</b>	<b>8</b>	<b>2</b>		<b>Pardue</b>				
<b>1989</b>	<b>4</b>	<b>6</b>		<b>Pardue</b>				
<b>1990</b>	<b>1</b>	<b>9</b>		<b>Pardue</b>	<b>17</b>	<b>23</b>	<b>0</b>	<b>42.50%</b>
1991	6	5		Starnes				
1992	6	5	#	Starnes				
1993	5	6	#	Starnes				
1994	2	8		Starnes				
1995	4	7		Starnes				
1996	10	2	\$	Starnes				
1997	6	5		Starnes				
1998	11	2	\$%	Starnes				
1999	10	2	#	Starnes				
2000	5	6		Starnes				
2001	9	3	\$	Starnes				
2002	10	3	\$%	Starnes				
2003	5	6		Starnes				

## COACHING RECORDS

Year	Wins	Losses	Ties	Coach	Career Wins	Career Losses	Career Ties	Career Winning Percentage
2004	9	3	#	Starnes				
2005	9	3	#	Starnes				
2006	4	7	#	Starnes				
2007	4	7		Starnes				
2008	10	4	\$&	Starnes				
2009	10	3	#%	Starnes				
2010	7	4	#	Starnes				
2011	3	8		Starnes				
2012	3	8		Starnes				
2013	3	7		Starnes				
2014	4	7		Starnes				
2015	7	5	#	Starnes				
2016	5	7	#	Starnes				
2017	8	5	\$%	Starnes	175	138	0	55.91%
2018	11	2	\$%	Thompson				
2019	10	3	\$%	Thompson				
2020	7	3	\$%	Thompson	28	8	0	77.78%
2021	2	2		Courtney	2	2	0	50.00%
	311	390	5					

District Runner-Up

Region Runner-Up

State Champion

#

%

!

District Champion

Region Champion

\$

&

### CAREER WINNING PERCENTAGE (COACH)

Coach	Career Wins	Career Losses	Career Ties	Career Winning Percentage
Thompson	28	8	0	77.78%
Gates	23	12	0	65.71%
Starnes	175	138	0	55.91%
Pardue	17	23	0	42.50%
Cherry	13	28	1	32.14%
Huff	18	42	2	30.65%
McDonald	11	31	1	26.74%
Bargo	12	52	0	18.75%
Behrendt	2	26	1	8.62%

Minimum 20 Games Coached

### CAREER WIN TOTALS (COACH)

Coach	Career Wins	Coach	Playoff Career Wins
Starnes	175	Starnes	18
Thompson	28	Thompson	5
Gates	23	Gates	4
Huff	18	Huff	2
Pardue	17		
Cherry	12		
Bargo	12		

Minimum 12 Wins

### Win/Loss Records by Graduating Class

Graduating								Graduating	
Class Year	Freshman	Sophomore	Junior	Senior	Wins	Losses	Ties	Win %	Class Year
<b>1958</b>				0 - 10 - 0	0	10	0	0.00%	<b>1958</b>
<b>1959</b>			0 - 10 - 0	0 - 10 - 0	0	20	0	0.00%	<b>1959</b>
<b>1960</b>		0 - 10 - 0	0 - 10 - 0	2 - 6 - 1	2	26	1	8.62%	<b>1960</b>
<b>1961</b>	0 - 10 - 0	0 - 10 - 0	2 - 6 - 1	2 - 7 - 0	4	33	1	11.84%	<b>1961</b>
<b>1962</b>	0 - 10 - 0	2 - 6 - 1	2 - 7 - 0	1 - 10 - 0	5	33	1	14.10%	<b>1962</b>
<b>1963</b>	2 - 6 - 1	2 - 7 - 0	1 - 10 - 0	1 - 8 - 1	6	31	2	17.95%	<b>1963</b>
<b>1964</b>	2 - 7 - 0	1 - 10 - 0	1 - 8 - 1	8 - 3 - 1	12	28	2	30.95%	<b>1964</b>
<b>1965</b>	1 - 10 - 0	1 - 8 - 1	8 - 3 - 1	4 - 6 - 0	14	27	2	34.88%	<b>1965</b>
<b>1966</b>	1 - 8 - 1	8 - 3 - 1	4 - 6 - 0	2 - 8 - 0	15	25	2	38.10%	<b>1966</b>
<b>1967</b>	8 - 3 - 1	4 - 6 - 0	2 - 8 - 0	1 - 9 - 0	15	26	1	36.90%	<b>1967</b>
<b>1968</b>	4 - 6 - 0	2 - 8 - 0	1 - 9 - 0	1 - 9 - 0	8	32	0	20.00%	<b>1968</b>
<b>1969</b>	2 - 8 - 0	1 - 9 - 0	1 - 9 - 0	1 - 8 - 0	5	34	0	12.82%	<b>1969</b>
<b>1970</b>	1 - 9 - 0	1 - 9 - 0	1 - 8 - 0	1 - 8 - 0	4	34	0	10.53%	<b>1970</b>
<b>1971</b>	1 - 9 - 0	1 - 8 - 0	1 - 8 - 0	0 - 10 - 0	3	35	0	7.89%	<b>1971</b>
<b>1972</b>	1 - 8 - 0	1 - 8 - 0	0 - 10 - 0	4 - 6 - 1	6	32	1	16.67%	<b>1972</b>
<b>1973</b>	1 - 8 - 0	0 - 10 - 0	4 - 6 - 1	6 - 5 - 0	11	29	1	28.05%	<b>1973</b>
<b>1974</b>	0 - 10 - 0	4 - 6 - 1	6 - 5 - 0	1 - 10 - 0	11	31	1	26.74%	<b>1974</b>
<b>1975</b>	4 - 6 - 1	6 - 5 - 0	1 - 10 - 0	2 - 8 - 1	13	29	2	31.82%	<b>1975</b>
<b>1976</b>	6 - 5 - 0	1 - 10 - 0	2 - 8 - 1	8 - 3 - 0	17	26	1	39.77%	<b>1976</b>
<b>1977</b>	1 - 10 - 0	2 - 8 - 1	8 - 3 - 0	2 - 9 - 0	13	30	1	30.68%	<b>1977</b>
<b>1978</b>	2 - 8 - 1	8 - 3 - 0	2 - 9 - 0	1 - 9 - 0	13	29	1	31.40%	<b>1978</b>
<b>1979</b>	8 - 3 - 0	2 - 9 - 0	1 - 9 - 0	0 - 11 - 0	11	32	0	25.58%	<b>1979</b>
<b>1980</b>	2 - 9 - 0	1 - 9 - 0	0 - 11 - 0	2 - 8 - 0	5	37	0	11.90%	<b>1980</b>
<b>1981</b>	1 - 9 - 0	0 - 11 - 0	2 - 8 - 0	4 - 7 - 0	7	35	0	16.67%	<b>1981</b>
<b>1982</b>	0 - 11 - 0	2 - 8 - 0	4 - 7 - 0	2 - 8 - 0	8	34	0	19.05%	<b>1982</b>
<b>1983</b>	2 - 8 - 0	4 - 7 - 0	2 - 8 - 0	3 - 8 - 0	11	31	0	26.19%	<b>1983</b>
<b>1984</b>	4 - 7 - 0	2 - 8 - 0	3 - 8 - 0	5 - 5 - 0	14	28	0	33.33%	<b>1984</b>
<b>1985</b>	2 - 8 - 0	3 - 8 - 0	5 - 5 - 0	5 - 6 - 0	15	27	0	35.71%	<b>1985</b>
<b>1986</b>	3 - 8 - 0	5 - 5 - 0	5 - 6 - 0	13 - 1 - 0	26	20	0	56.52%	<b>1986</b>
<b>1987</b>	5 - 5 - 0	5 - 6 - 0	13 - 1 - 0	7 - 3 - 0	30	15	0	66.67%	<b>1987</b>
<b>1988</b>	5 - 6 - 0	13 - 1 - 0	7 - 3 - 0	4 - 6 - 0	29	16	0	64.44%	<b>1988</b>
<b>1989</b>	13 - 1 - 0	7 - 3 - 0	4 - 6 - 0	8 - 2 - 0	32	12	0	72.73%	<b>1989</b>
<b>1990</b>	7 - 3 - 0	4 - 6 - 0	8 - 2 - 0	4 - 6 - 0	23	17	0	57.50%	<b>1990</b>
<b>1991</b>	4 - 6 - 0	8 - 2 - 0	4 - 6 - 0	1 - 9 - 0	17	23	0	42.50%	<b>1991</b>
<b>1992</b>	8 - 2 - 0	4 - 6 - 0	1 - 9 - 0	6 - 5 - 0	19	22	0	46.34%	<b>1992</b>
<b>1993</b>	4 - 6 - 0	1 - 9 - 0	6 - 5 - 0	6 - 5 - 0	17	25	0	40.48%	<b>1993</b>
<b>1994</b>	1 - 9 - 0	6 - 5 - 0	6 - 5 - 0	5 - 6 - 0	18	25	0	41.86%	<b>1994</b>
<b>1995</b>	6 - 5 - 0	6 - 5 - 0	5 - 6 - 0	2 - 8 - 0	19	24	0	44.19%	<b>1995</b>
<b>1996</b>	6 - 5 - 0	5 - 6 - 0	2 - 8 - 0	4 - 7 - 0	17	26	0	39.53%	<b>1996</b>

RECORDS BY SENIOR CLASS

Graduating Class Year	Freshman	Sophomore	Junior	Senior	Wins	Losses	Ties	Win %	Graduating Class Year
1997	5 - 6 - 0	2 - 8 - 0	4 - 7 - 0	10 - 2 - 0	21	23	0	47.73%	1997
1998	2 - 8 - 0	4 - 7 - 0	10 - 2 - 0	6 - 5 - 0	22	22	0	50.00%	1998
1999	4 - 7 - 0	10 - 2 - 0	6 - 5 - 0	11 - 2 - 0	31	16	0	65.96%	1999
2000	10 - 2 - 0	6 - 5 - 0	11 - 2 - 0	10 - 2 - 0	37	11	0	77.08%	2000
2001	6 - 5 - 0	11 - 2 - 0	10 - 2 - 0	5 - 6 - 0	32	15	0	68.09%	2001
2002	11 - 2 - 0	10 - 2 - 0	5 - 6 - 0	9 - 3 - 0	35	13	0	72.92%	2002
2003	10 - 2 - 0	5 - 6 - 0	9 - 3 - 0	10 - 3 - 0	34	14	0	70.83%	2003
2004	5 - 6 - 0	9 - 3 - 0	10 - 3 - 0	5 - 6 - 0	29	18	0	61.70%	2004
2005	9 - 3 - 0	10 - 3 - 0	5 - 6 - 0	9 - 3 - 0	33	15	0	68.75%	2005
2006	10 - 3 - 0	5 - 6 - 0	9 - 3 - 0	9 - 3 - 0	33	15	0	68.75%	2006
2007	5 - 6 - 0	9 - 3 - 0	9 - 3 - 0	4 - 7 - 0	27	19	0	58.70%	2007
2008	9 - 3 - 0	9 - 3 - 0	4 - 7 - 0	4 - 7 - 0	26	20	0	56.52%	2008
2009	9 - 3 - 0	4 - 7 - 0	4 - 7 - 0	10 - 4 - 0	27	21	0	56.25%	2009
2010	4 - 7 - 0	4 - 7 - 0	10 - 4 - 0	10 - 3 - 0	28	21	0	57.14%	2010
2011	4 - 7 - 0	10 - 4 - 0	10 - 3 - 0	7 - 4 - 0	31	18	0	63.27%	2011
2012	10 - 4 - 0	10 - 3 - 0	7 - 4 - 0	3 - 8 - 0	30	19	0	61.22%	2012
2013	10 - 3 - 0	7 - 4 - 0	3 - 8 - 0	3 - 8 - 0	23	23	0	50.00%	2013
2014	7 - 4 - 0	3 - 8 - 0	3 - 8 - 0	3 - 7 - 0	16	27	0	37.21%	2014
2015	3 - 8 - 0	3 - 8 - 0	3 - 7 - 0	4 - 7 - 0	13	30	0	30.23%	2015
2016	3 - 8 - 0	3 - 7 - 0	4 - 7 - 0	7 - 5 - 0	17	27	0	38.64%	2016
2017	3 - 7 - 0	4 - 7 - 0	7 - 5 - 0	5 - 7 - 0	19	26	0	42.22%	2017
2018	4 - 7 - 0	7 - 5 - 0	5 - 7 - 0	8 - 5 - 0	24	24	0	50.00%	2018
2019	7 - 5 - 0	5 - 7 - 0	8 - 5 - 0	11 - 2 - 0	31	19	0	62.00%	2019
2020	5 - 7 - 0	8 - 5 - 0	11 - 2 - 0	10 - 3 - 0	34	17	0	66.67%	2020
2021	8 - 5 - 0	11 - 2 - 0	10 - 3 - 0	7 - 3 - 0	36	13	0	73.47%	2021
2022	11 - 2 - 0	10 - 3 - 0	7 - 3 - 0	2 - 2 - 0	30	10	0	75.00%	2022
2023	10 - 3 - 0	7 - 3 - 0	2 - 2 - 0	2022 SEASON	19	8	0	70.37%	2023
2024	7 - 3 - 0	2 - 2 - 0	2022 SEASON	2023 SEASON	9	5	0	64.29%	2024
2025	2 - 2 - 0	2022 SEASON	2023 SEASON	2024 SEASON	2	2	0	50.00%	2025

Highest Winning %, by Graduating Class			
Win %	Graduation Year	Wins	Losses
77.08%	Class of 2000	37	- 11
75.00%	Class of 2022	30	- 10
73.47%	Class of 2021	36	- 13
72.92%	Class of 2002	35	- 13
72.73%	Class of 1989	32	- 12
70.83%	Class of 2003	34	- 14
68.75%	Class of 2005	33	- 15
68.75%	Class of 2006	33	- 15
68.09%	Class of 2001	32	- 15
66.67%	Class of 2020	34	- 17
66.67%	Class of 1987	30	- 15
65.96%	Class of 1999	31	- 16
64.44%	Class of 1988	29	- 16
63.27%	Class of 2011	31	- 18
62.00%	Class of 2019	31	- 19
61.70%	Class of 2004	29	- 18
61.22%	Class of 2012	30	- 19

Minimum 60%

Most Wins in a Single Season		
Wins	Season	Coach
13	1985	Pat Gates
11	1998	Al Starnes
11	2018	S. Thompson
10	1996	Al Starnes
10	1999	Al Starnes
10	2002	Al Starnes
10	2008	Al Starnes
10	2019	S. Thompson

Minimum 10

Most Wins	
Graduation Year	Wins
2000	37
2021	36
2002	35
2020	34
2003	34
2006	33
2005	33
2001	32
1989	32
2019	31
2011	31
1999	31
2012	30
1987	30
2022	30

Minimum 30

Total Number of Games Played by Graduating Class			
Games	Graduation Year	Wins	Losses
51	Class of 2020	34	- 17
50	Class of 2019	31	- 19
49	Class of 2011	31	- 18
49	Class of 2012	30	- 19
49	Class of 2010	28	- 21
49	Class of 2021	36	- 13
48	Class of 2000	37	- 11
48	Class of 2002	35	- 13
48	Class of 2003	34	- 14
48	Class of 2005	33	- 15
48	Class of 2006	33	- 15
48	Class of 2009	27	- 21
48	Class of 2018	24	- 24
47	Class of 2001	32	- 15
47	Class of 1999	31	- 16
47	Class of 2004	29	- 18

Minimum 46

**SERIES RECORD VERSUS MURRAY**

**RECORD VS. MURRAY**

Season	Opponent	Location	Crittenden	Opponent	Results	Wins	Losses	Ties
1963	Murray	H	14	14	TIE	0	0	1
1965	Murray	H	0	28	L	0	1	1
1966	Murray	A	6	42	L	0	2	1
1967	Murray	H	12	44	L	0	3	1
1968	Murray	A	0	38	L	0	4	1
1983	Murray	A	8	20	L	0	5	1
1984	Murray	H	6	14	L	0	6	1
1987	Murray	A	0	21	L	0	7	1
1988	Murray	H	10	3	W	1	7	1
1989	Murray	A	0	20	L	1	8	1
1990	Murray	H	21	27	L	1	9	1
1991	Murray	A	0	27	L	1	10	1
1999	Murray	MSU	12	9	W	2	10	1
2000	Murray	A	0	37	L	2	11	1
2000	Murray	A	14	41	L	2	12	1
2002	Murray	H	18	8	W	3	12	1
2003	Murray	A	12	27	L	3	13	1
2009	Murray	MSU	7	24	L	3	14	1
2010	Murray	H	10	21	L	3	15	1
2011	Murray	A	0	35	L	3	16	1
2012	Murray	H	0	41	L	3	17	1
2013	Murray	A	0	54	L	3	18	1
2014	Murray	H	0	69	L	3	19	1
2019	Murray	H	35	14	W	4	19	1

Winning Percentage: 18.8%

**Crittenden County Single Game School Records Versus Murray**

*(Some Statistical Categories Unavailable)*

Passing Yards: 157, Luke Cirder, 2020

Passing Completions: 10, Travis Gilbert, 2011

Passing Attempts: 22, Travis Gilbert, 2011

Passing Touchdowns: 2, Luke Crider, 2020

Interceptions Thrown: 4, Buddy McDaniel, 1984

Rushing Yards: 121, Sean Thompson, 2002

Rushing Touchdowns: 2, Dennis Mott, 1963 and Xander Tabor, 2020

Rushing Attempts: 20, Johnny Cirder, 1983 and Xander Tabor, 2020

Receiving Yards: 77, Preston Turley, 2020

Receptions: 6, Kayle Malcom, 1984 and Wes Evers, 2011

Receiving Touchdowns: 1, More Than Five Times

Tackles: 22, Josh Andrews, 1987

Tackles for Loss: 4, Tyler Boone, 2020

Interceptions: 2, Preston Morgeson, 2020

Sacks: 2, Dylan Yates, 2020

Forced Fumbles: N/A, minimum 2

Fumble Recoveries: 2, Alex Summers, 1983

Longest TD Pass: 54, Luke Crider to Kaleb Nesbitt, 2020

Longest TD Run: 71 Yards, Tracey Armstrong, 1990

Longest Interception Return for a TD: N/A, none returned

Longest Fumble Return for a TD: N/A, none returned

Longest Punt Return for a TD: N/A, none returned

Longest Kickoff Return for a TD: N/A, none returned

Longest Field Goal: 42 Yards, Brad Madden, 1999

Most Points Scored: 12, Dennis Mott, 1963 and Xander Tabor, 2020



## SERIES RECORD VERSUS WEBSTER COUNTY

# RECORD VS. WEBSTER COUNTY

Season	Opponent	Location	Crittenden	Opponent	Results	Wins	Losses	Ties
1972	Webster County	A	6	7	L	0	1	0
1973	Webster County	H	0	14	L	0	2	0
1974	Webster County	A	6	6	TIE	0	2	1
1975	Webster County	H	20	0	W	1	2	1
1976	Webster County	A	13	6	W	2	2	1
1977	Webster County	H	6	27	L	2	3	1
1978	Webster County	A	0	54	L	2	4	1
1979	Webster County	H	12	33	L	2	5	1
1980	Webster County	A	0	14	L	2	6	1
1981	Webster County	H	18	7	W	3	6	1
1982	Webster County	A	2	21	L	3	7	1
1983	Webster County	H	12	7	W	4	7	1
1984	Webster County	A	23	6	W	5	7	1
1985	Webster County	H	28	6	W	6	7	1
1986	Webster County	A	13	0	W	7	7	1
1987	Webster County	H	48	36	W	8	7	1
1988	Webster County	A	22	6	W	9	7	1
1989	Webster County	H	25	6	W	10	7	1
1990	Webster County	A	0	20	L	10	8	1
1991	Webster County	H	7	6	W	11	8	1
1992	Webster County	A - OT	21	20	W	12	8	1
1993	Webster County	H	7	35	L	12	9	1
1994	Webster County	A	12	40	L	12	10	1
1995	Webster County	H	24	6	W	13	10	1
1996	Webster County	A	22	7	W	14	10	1
1997	Webster County	H	18	7	W	15	10	1
1998	Webster County	A	19	7	W	16	10	1
1999	Webster County	H	27	6	W	17	10	1
2000	Webster County	A	13	48	L	17	11	1
2001	Webster County	H	13	7	W	18	11	1
2002	Webster County	A	7	14	L	18	12	1
2003	Webster County	H	29	14	W	19	12	1
2004	Webster County	A	34	7	W	20	12	1
2005	Webster County	H	47	6	W	21	12	1
2006	Webster County	A	6	14	L	21	13	1
2007	Webster County	H	33	21	W	22	13	1
2008	Webster County	A	34	0	W	23	13	1
2009	Webster County	H	49	8	W	24	13	1
2010	Webster County	A	53	0	W	25	13	1
2013	Webster County	A	19	8	W	26	13	1
2014	Webster County	H	21	6	W	27	13	1
2015	Webster County	A	48	12	W	28	13	1
2016	Webster County	H	28	6	W	29	13	1
2017	Webster County	A	49	7	W	30	13	1
2018	Webster County	H	48	13	W	31	13	1
2019	Webster County	A	48	21	W	32	13	1
2021	Webster County	H	53	6	W	33	13	1

Winning Percentage: 72.3%

**Crittenden County Single Game School Records Versus Webster County**

*(Some Statistical Categories Unavailable)*

Passing Yards: 325, Hunter Boone, 2018

Passing Completions: 22, Hunter Boone, 2018

Passing Attempts: 29, Hunter Boone, 2018

Passing Touchdowns: 4 (twice), Austin Berry, 2004 and Hunter Boone, 2018

Interceptions Thrown: 3 (three times), Jimmy Hughes (1975), David Cozart (1987), Doug Campbell (1998)

Rushing Yards: 201, David Hunt, 2001

Rushing Touchdowns: N/A, minimum 4

Rushing Attempts: 27, Lane Wallace, 2013

Receiving Yards: 119, Ethan Dossett, 2017

Receptions: 6, Alex Cosby, 2015

Receiving Touchdowns: 3, Gaige Courtney, 2008

Tackles: 26, Barkley Hughes, 1989 (School single game record for tackles in a game)

Tackles for Loss: 4 (four times) Adam Beavers, 2017, Brady Birk, 2017, Dylan Yates, 2021, and Case Gobin, 2021

Interceptions: 3, T.K. Guess, 2004

Sacks: 2, Jeremy Woodside, 1995

Forced Fumbles: 2 (three times), Kevin Gilbert (1989), Josh Ipock (2007), and Nick Castiller (2014)

Fumble Recoveries: 2 (three times), Seldon Howerton (1973), Donnie Beavers (1973), and Greg Brantley (1975)

Longest TD Pass: 97 Yards, Tyler Boone from Hunter Jones, 2019

Longest TD Run: 89 Yards, Jerry Jessup, 1989

Longest Interception Return for a TD: 100 Yards, Jerry Jessup, 1989 (School record)

Longest Fumble Return for a TD: 92 Yards, Mike Hunt, 1975 (School record)

Longest Punt Return for a TD: 90 Yards, Tim Binkley, 1989 (School record)

Longest Kickoff Return for a TD: 82 Yards, Rodney Robertson, 2007

Longest Field Goal: 29 Yards, Alex Summers, 1984

Most Points Scored: 24, T.K. Guess, 2005

**RECORD VS. MADISONVILLE-NORTH HOPKINS**

Season	Opponent	Location	Crittenden	Opponent	Results	Wins	Losses	Ties
2011	Madisonville -North Hopkins	H	0	49	L	0	1	0
2012	Madisonville -North Hopkins	A	7	27	L	0	2	0
2021	Madisonville -North Hopkins	A	20	33	L	0	3	0

Winning Percentage: 0.0%

**Crittenden County Single Game School Records Versus Madisonville**

*(Some Statistical Categories Unavailable)*

Passing Yards: 159, Luke Crider, 2021

Passing Completions: 8, Luke Crider, 2021

Passing Attempts: 22, Noah Dickerson, 2012

Passing Touchdowns: 2, Luke Crider, 2021

Interceptions Thrown: 2, Noah Dickerson, 2012

Rushing Yards: 97, Grant Gardner, 2011

Rushing Touchdowns: 1, Grant Gardner, 2012

Rushing Attempts: 22, Grant Gardner, 2011

Receiving Yards: 78, Preston Morgeson, 2021

Receptions: 4 (twice), Preston Morgeson, 2021 and Kaleb Nesbitt, 2021

Receiving Touchdowns: 2, Kaleb Nesbitt, 2021

Tackles: 20, Zech McGahan, 2021

Tackles for Loss: 2, Bobby Knox, 2011

Interceptions: 1 (three times), Travis Gilbert, 2011, Seth Birdwell, 2012, and Nick Castiller, 2012

Sacks: 1 (twice), Bobby Knox, 2012 and Case Gobin, 2021

Forced Fumbles: 1, Bobby Knox, 2011

Fumble Recoveries: 1 (four times), Wes Evers, 2011, Zac Knight, 2012, Justin Asbridge, 2012, and Ben Evans, 2021

Longest TD Pass: 63, Preston Morgeson, 2021

Longest TD Run: 1 Yard, Grant Gardner, 2012

Longest Interception Return for a TD: N/A

Longest Fumble Return for a TD: N/A

Longest Punt Return for a TD: N/A

Longest Kickoff Return for a TD: N/A

Longest Field Goal: N/A

Most Points Scored: 8, Preston Morgeson, 2021

**SERIES RECORD MARION HIGH SCHOOL VERSUS CALDWELL COUNTY**

**MARION HIGH SCHOOL VS. PRINCETON-BUTLER**

Season	Opponent	Marion	Opponent	Results	Wins	Losses	Ties
1922	Princeton-Butler	31	3	W	1	0	0
1923	Princeton-Butler	6	7	L	1	1	0
1924	Princeton-Butler	SCORE	UNKNOWN				
1925	Princeton-Butler	SCORE	UNKNOWN				
1926	Princeton-Butler	14	0	W	2	1	0
1927	Princeton-Butler	6	18	L	2	2	0
1928	Princeton-Butler	13	0	W	3	2	0
1929	Princeton-Butler	6	0	W	4	2	0
1930	Princeton-Butler	6	13	L	4	3	0
1931	Princeton-Butler	6	13	L	4	4	0
1932	Princeton-Butler	13	7	W	5	4	0
1933	Princeton-Butler	19	7	W	6	4	0
1934	Princeton-Butler	6	34	L	6	5	0
1935	Princeton-Butler	0	32	L	6	6	0
1936	Princeton-Butler	13	13	L	6	7	0
1937	Princeton-Butler	7	21	L	6	8	0
1938	Princeton-Butler	7	7	TIE	6	8	1
1939	Princeton-Butler	13	6	W	7	8	1
1940	Princeton-Butler	0	6	L	7	9	1
1941	Princeton-Butler	7	6	W	8	9	1
1942	Princeton-Butler	12	0	W	9	9	1
1943	Princeton-Butler	6	14	L	9	10	1
1944	Princeton-Butler	0	0	TIE	9	10	2
1945	Princeton-Butler	14	6	W	10	10	2
1946	Princeton-Butler	33	0	W	11	10	2
1947	Princeton-Butler	7	12	L	11	11	2
1948	Princeton-Butler	0	20	L	11	12	2
1949	Princeton-Butler	6	20	L	11	13	2
1950	Princeton-Butler	7	12	L	11	14	2
1951	Princeton-Butler	13	19	L	11	15	2
1952	Princeton-Butler	27	0	W	12	15	2
1953	Princeton-Butler	19	28	L	12	16	2
1954	Caldwell County	0	41	L	12	17	2
1955	Caldwell County	7	34	L	12	18	2
1956	Caldwell County	0	31	L	12	19	2

Winning Percentage: 39.4%

**RECORD VS. CALDWELL COUNTY**

Season	Opponent	Location	Crittenden	Opponent	Results	Wins	Losses	Ties
1957	Caldwell County	H	0	32	L	0	1	0
1958	Caldwell County	H	7	41	L	0	2	0
1959	Caldwell County	A	0	40	L	0	3	0
1960	Caldwell County	H	0	32	L	0	4	0
1961	Caldwell County	A	0	33	L	0	5	0
1962	Caldwell County	H	6	47	L	0	6	0
1974	Caldwell County	A	8	18	L	0	7	0
1975	Caldwell County	H	19	6	W	1	7	0
1976	Caldwell County	A	0	40	L	1	8	0
1977	Caldwell County	H	0	47	L	1	9	0
1978	Caldwell County	A	0	20	L	1	10	0
1979	Caldwell County	H	6	28	L	1	11	0
1980	Caldwell County	A	20	42	L	1	12	0
1981	Caldwell County	H	6	9	L	1	13	0
1982	Caldwell County	A	7	6	W	2	13	0
1983	Caldwell County	H	27	20	W	3	13	0
1984	Caldwell County	A	7	14	L	3	14	0
1985	Caldwell County	H	0	14	L	3	15	0
1986	Caldwell County	A	7	32	L	3	16	0
1987	Caldwell County	H	20	47	L	3	17	0
1988	Caldwell County	A	28	7	W	4	17	0
1989	Caldwell County	H	0	20	L	4	18	0
1990	Caldwell County	A	0	21	L	4	19	0
1991	Caldwell County	H	0	40	L	4	20	0
1992	Caldwell County	A	0	28	L	4	21	0
1993	Caldwell County	H	0	8	L	4	22	0
1994	Caldwell County	A	0	44	L	4	23	0
1995	Caldwell County	H	6	45	L	4	24	0
1996	Caldwell County	A	7	26	L	4	25	0
1997	Caldwell County	H	0	42	L	4	26	0
1998	Caldwell County	A	0	28	L	4	27	0
1999	Caldwell County	H	32	7	W	5	27	0
2000	Caldwell County	A	7	26	L	5	28	0
2001	Caldwell County	H	10	7	W	6	28	0
2002	Caldwell County	A	8	7	W	7	28	0
2003	Caldwell County	H	21	20	W	8	28	0
2004	Caldwell County	A	28	26	W	9	28	0
2005	Caldwell County	H	22	32	L	9	29	0
2006	Caldwell County	A	21	48	L	9	30	0
2007	Caldwell County	H	7	21	L	9	31	0
2008	Caldwell County	A	7	21	L	9	32	0
2009	Caldwell County	H	26	14	W	10	32	0
2010	Caldwell County	A	7	44	L	10	33	0
2011	Caldwell County	H	16	46	L	10	34	0
2012	Caldwell County	A	0	49	L	10	35	0
2013	Caldwell County	H	3	50	L	10	36	0
2014	Caldwell County	A	6	63	L	10	37	0
2015	Caldwell County	H	6	53	L	10	38	0
2016	Caldwell County	A	0	49	L	10	39	0
2017	Caldwell County	H	21	65	L	10	40	0
2018	Caldwell County	A	20	32	L	10	41	0
2019	Caldwell County	H	14	36	L	10	42	0
2020	Caldwell County	A	0	22	L	10	43	0
2021	Caldwell County	H	0	9	L	10	44	0

Winning Percentage: 18.5%

**Crittenden County Single Game School Records Versus Caldwell County**

*(Some Statistical Categories Unavailable)*

Passing Yards: 306, Hunter Boone, 2017

Passing Completions: 17, Luke Crider, 2021

Passing Attempts: 37, Luke Crider, 2021

Passing Touchdowns: 3, Hunter Boone, 2017

Interceptions Thrown: 6, Hunter Boone, 2017

Rushing Yards: 216, Brian Berry, 2009

Rushing Touchdowns: N/A, minimum 4

Rushing Attempts: 27, Devon Nesbitt, 2018

Receiving Yards: 148, T.K. Guess, 2005

Receptions: 9, Preston Morgeson, 2021

Receiving Touchdowns: N/A, minimum 3

Tackles: 19, Case Gobin, 2021

Tackles for Loss: 3 (twice), Aaron Berry, 2008 and Dylan Clark, 2009

Interceptions: 2 (three times), Chad Perryman, 1992, Todd Turley, 1984, and Mark Hamby, 1975

Sacks: 3, Case Gobin, 2021

Forced Fumbles: N/A, minimum 2

Fumble Recoveries: 2 (three times), Van Hunt, 1975, Chad Mott, 1988, and Josh Tinsley, 2006

Longest TD Pass: 74 Yards, T.K. Guess from Austin Berry, 2005

Longest TD Run: 81 Yards, Charlie Johnson, 2014

Longest Interception Return for a TD: 96 Yards, Ronnie Moss, 1988

Longest Fumble Return for a TD: 80 Yards, Pat Taylor, 1975

Longest Punt Return for a TD: 85 Yards, J.D. Gray, 2008

Longest Kickoff Return for a TD: 95 Yards, Jim Hall, 1980

Longest Field Goal: 41 Yards, Micah Hollamon, 2013

Most Points Scored: N/A, minimum 24 points

**SERIES RECORD VERSUS HANCOCK COUNTY**

**RECORD VS. HANCOCK COUNTY**

<b>Season</b>	<b>Opponent</b>	<b>Location</b>	<b>Crittenden</b>	<b>Opponent</b>	<b>Results</b>	<b>Wins</b>	<b>Losses</b>	<b>Ties</b>
1978	Hancock County	A	6	47	L	0	1	0
1983	Hancock County	A	20	13	W	1	1	0
1984	Hancock County	H	51	6	W	2	1	0
1988	Hancock County	A	27	26	W	3	1	0
1989	Hancock County	H	7	8	L	3	2	0
1999	Hancock County	A	13	38	L	3	3	0
2000	Hancock County	H	7	46	L	3	4	0
2001	Hancock County	A	14	6	W	4	4	0
2002	Hancock County	H	27	14	W	5	4	0
2003	Hancock County	A	7	55	L	5	5	0
2004	Hancock County	H	28	34	L	5	6	0
2005	Hancock County	A	16	0	W	6	6	0
2006	Hancock County	H	0	28	L	6	7	0
2011	Hancock County - Playoff (OT)	A	21	27	L	6	8	0
2021	Hancock County	A	27	14	W	7	8	0

Winning Percentage: 46.7%



**Crittenden County Single Game School Records Versus Hancock County**

*(Some Statistical Categories Unavailable)*

Passing Yards: 304, Austin Berry, 2004

Passing Completions: 24, Austin Berry, 2004

Passing Attempts: 36, Austin Berry, 2004

Passing Touchdowns: 3, Austin Berry, 2004

Interceptions Thrown: 3, Taylon Polk, 2006

Passing Completion Percentage: 68.75%, Luke Crider, 2021

Rushing Yards: 196, Johnny Crider, 1984

Rushing Touchdowns: 3, Denis Hodge, 1984

Rushing Attempts: 27, Preston Morgeson, 2021

Receiving Yards: 135, T.K. Guess, 2004

Receptions: 9, T.K. Guess, 2004

Receiving Touchdowns: 2 (three times), Denis Hodge, 1983, Josh Cozart, 1999, and Dustin Hernandez, 2011

Tackles: 14, Blake Gardner, 2005

Tackles for Loss: 4, Zac Beverly, 2001

Interceptions: 2, Eric Henderson, 1989

Sacks: 3, Brandon Travis, 2000

Forced Fumbles: N/A, minimum 2

Fumble Recoveries: N/A, minimum 2

Longest TD Pass: 74 Yards, Shawnte Moss from Austin Berry, 2004

Longest TD Run: 27 Yards, Blake Gardner, 2004

Longest Interception Return for a TD: None

Longest Fumble Return for a TD: None

Longest Punt Return for a TD: None

Longest Kickoff Return for a TD: 85 Yards, Tim Hamby, 1978

Longest Field Goal: None

Most Points Scored: 24, Denis Hodge, 1984

## SERIES RECORD VERSUS UNION COUNTY

### RECORD VS. UNION COUNTY

Season	Opponent	Location	Crittenden	Opponent	Results	Wins	Losses	Ties
1964	Union County	H	6	30	L	0	1	0
1965	Union County	A	0	19	L	0	2	0
1966	Union County	H	0	38	L	0	3	0
1967	Union County	A	0	28	L	0	4	0
1968	Union County	H	0	40	L	0	5	0
1969	Union County	A	16	54	L	0	6	0
1970	Union County	H	8	38	L	0	7	0
1971	Union County	A	0	8	L	0	8	0
1972	Union County	H	6	41	L	0	9	0
1973	Union County	A	0	41	L	0	10	0
1979	Union County	A	0	42	L	0	11	0
1980	Union County	H	0	42	L	0	12	0
1981	Union County	A	8	21	L	0	13	0
1982	Union County	H	6	33	L	0	14	0
1985	Union County	H	12	6	W	1	14	0
1986	Union County	A	0	23	L	1	15	0
2001	Union County	A	13	22	L	1	16	0
2002	Union County	H	41	12	W	2	16	0
2003	Union County	A	6	12	L	2	17	0
2004	Union County	H	49	52	L	2	18	0
2005	Union County	A	46	40	W	3	18	0
2006	Union County	H	7	54	L	3	19	0
2007	Union County	A	42	22	W	4	19	0
2008	Union County	H	25	16	W	5	19	0
2011	Union County	A	16	41	L	5	20	0
2012	Union County	H	35	6	W	6	20	0
2013	Union County	A	6	43	L	6	21	0
2014	Union County	H	12	42	L	6	22	0
2015	Union County	A	21	42	L	6	23	0
2016	Union County	H	15	56	L	6	24	0
2017	Union County	A	6	33	L	6	25	0
2018	Union County	H	38	3	W	7	25	0
2019	Union County	A	0	14	L	7	26	0
2020	Union County	A	28	12	W	8	26	0

Winning Percentage: 23.5%

**Crittenden County Single Game School Records Versus Union County**

*(Some Statistical Categories Unavailable)*

Passing Yards: 246, Austin Berry, 2005

Passing Completions: 21 (twice), Nick Castiller, 2015 and Hunter Boone, 2017

Passing Attempts: 38, Nick Castiller, 2015

Passing Touchdowns: 4, Hunter Boone, 2018

Interceptions Thrown: 4, Hunter Jones, 2019

Rushing Yards: 185, Grant Gardner, 2011

Rushing Touchdowns: 4, Rodney Robertson, 2007

Rushing Attempts: 32, Xander Tabor, 2020

Receiving Yards: N/A, minimum 125

Receptions: 8, Billy Mills, 1981

Receiving Touchdowns: 3, Branen Lamey, 2018

Tackles: 19, Von Summers, 1979 (16 in the second half)

Tackles for Loss: 9, Sean O'Leary, 2018 (School Record)

Interceptions: N/A, minimum 2

Sacks: 4, Sean O'Leary, 2018

Forced Fumbles: N/A, minimum 2

Fumble Recoveries: 2, Lucas Mick, 2001

Longest TD Pass: 54 Yards, Branen Lamey from Hunter Boone, 2018

Longest TD Run: 79 Yards, Hunter Jones, 2016

Longest Interception Return for a TD: 74 Yards, Branen Lamey, 2018

Longest Fumble Return for a TD: No Fumbles Returned for a TD against UC by CC ever.

Longest Punt Return for a TD: N/A, minimum 60 yards

Longest Kickoff Return for a TD: 86 Yards, T.K. Guess, 2005

Longest Field Goal: 37 Yards, Parker Johnson, 2018

Most Points Scored: 30, Rodney Robertson, 2007

## SERIES RECORD VERSUS BETHLEHEM

### RECORD VS. BETHLEHEM

Season	Opponent	Location	Crittenden	Opponent	Results	Wins	Losses	Ties
2010	Bethlehem - Playoff	H	14	28	L	0	1	0
2015	Bethlehem - Playoff	A	21	48	L	0	2	0
2016	Bethlehem - Playoff	A	36	43	L	0	3	0
2017	Bethlehem - Playoff	H	41	20	W	1	3	0
2018	Bethlehem - Playoff	H	33	27	W	2	3	0

Winning Percentage: 40.0%

**Crittenden County Single Game School Records Versus Bethlehem***(Some Statistical Categories Unavailable)*

Passing Yards: 244, Hunter Boone, 2016

Passing Completions: 25, Hunter Boone, 2016

Passing Attempts: 39, Hunter Boone, 2016

Passing Touchdowns: 3, Hunter Boone, 2016

Interceptions Thrown: 4, Hunter Boone, 2016

Rushing Yards: 252, Devon Nesbitt, 2017

Rushing Touchdowns: 4, Devon Nesbitt, 2017

Rushing Attempts: 40, Devon Nesbitt, 2017

Receiving Yards: 125, Ethan Hunt, 2016

Receptions: 12, Ethan Hunt, 2016

Receiving Touchdowns: 2, Gavin Dickerson, 2018

Tackles: 16 (twice), Travis Fitzgerald, 2015 and Adam Beavers, 2016

Tackles for Loss: 4, Adam Beavers, 2016

Interceptions: 1, four times

Sacks: 2, Adam Beavers, 2017

Forced Fumbles: 1, four times

Fumble Recoveries: 1, four times

Longest TD Pass: 24 Yards, Branen Lamey from Hunter Boone, 2016

Longest TD Run: 55 Yards, Devon Nesbitt, 2018

Longest Interception Return for a TD: N/A, none returned

Longest Fumble Return for a TD: N/A, none returned

Longest Punt Return for a TD: N/A, none returned

Longest Kickoff Return for a TD: 92 Yards, Alex Cosby, 2015

Longest Field Goal: 26 Yards, Will Perkins, 2016

Most Points Scored: 24, Devon Nesbitt, 2017

**SERIES RECORD VERSUS FULTON COUNTY**

**RECORD VS. FULTON COUNTY**

<b>Season</b>	<b>Opponent</b>	<b>Location</b>	<b>Crittenden</b>	<b>Opponent</b>	<b>Results</b>	<b>Wins</b>	<b>Losses</b>	<b>Ties</b>
1971	Fulton County	H	29	12	W	1	0	0
1972	Fulton County	A	50	0	W	2	0	0
1973	Fulton County	H	6	8	L	2	1	0
1974	Fulton County	A	13	6	W	3	1	0
1975	Fulton County	H	13	8	W	4	1	0
1976	Fulton County	A	14	34	L	4	2	0
1977	Fulton County	H	19	15	W	5	2	0
1978	Fulton County	A	0	20	L	5	3	0
1985	Fulton County - Playoff	A	7	6	W	6	3	0
1987	Fulton County	H	14	6	W	7	3	0
1988	Fulton County	A	21	28	L	7	4	0
1989	Fulton County	H	12	5	W	8	4	0
1990	Fulton County	A	0	13	L	8	5	0
1991	Fulton County	H	34	20	W	9	5	0
1992	Fulton County - Playoff	H	15	18	L	9	6	0
1993	Fulton County	A	6	42	L	9	7	0
1994	Fulton County	H	17	25	L	9	8	0
1995	Fulton County	A	16	32	L	9	9	0
1996	Fulton County	H	28	25	W	10	9	0
1998	Fulton County - Playoff	H	25	6	W	11	9	0
1999	Fulton County	A	42	0	W	12	9	0
1999	Fulton County - Playoff	H	54	8	W	13	9	0
2000	Fulton County	H	39	12	W	14	9	0
2001	Fulton County	A	47	0	W	15	9	0
2002	Fulton County	A	30	6	W	16	9	0
2005	Fulton County - Playoff	H	39	8	W	17	9	0
2007	Fulton County	H	40	12	W	18	9	0
2008	Fulton County	A	58	8	W	19	9	0
2009	Fulton County (Forfeit)	H	1	0	W	20	9	0
2010	Fulton County	A	61	6	W	21	9	0
2015	Fulton County	A	43	12	W	22	9	0
2016	Fulton County	H	70	32	W	23	9	0
2017	Fulton County	A	50	0	W	24	9	0
2018	Fulton County	H	59	8	W	25	9	0
2019	Fulton County	A	30	12	W	26	9	0
2020	Fulton County	H	47	6	W	27	9	0

Winning Percentage: 75.0%

**Crittenden County Single Game School Records Versus Fulton County**

*(Some Statistical Categories Unavailable)*

Passing Yards: 203, Nick Castiller, 2015

Passing Completions: 13, Mike Sutton, 1972

Passing Attempts: 29, Nathan Boone, 1994

Passing Touchdowns: 5, Nick Castiller, 2015

Interceptions Thrown: 4, Jamie Curtis, 1990

Rushing Yards: 212, Xander Tabor, 2019

Rushing Touchdowns: 4, Devon Nesbitt, 2018

Rushing Attempts: 31, Ronnie Moss, 1988

Receiving Yards: 151, Mike Tosh, 1972

Receptions: 9, Mike Tosh, 1972

Receiving Touchdowns: 3, Mike Tosh, 1972

Tackles: 19, Seldon Howerton, 1973

Tackles for Loss: 3, Petey Patterson, 1995

Interceptions: 3, Jeramie Sorina, 2007

Sacks: 3, Adam Beavers, 2016

Forced Fumbles: 2, Lathen Easley, 2018

Fumble Recoveries: N/A, minimum 2

Longest TD Pass: 82 Yards, Seth Birdwell from Nick Castiller, 2015

Longest TD Run: 58 Yards, Devon Nesbitt, 2016

Longest Interception Return for a TD: 86 Yards, David Beverly, 1994

Longest Fumble Return for a TD: 19 Yards, Dyllan Thornton, 2008

Longest Punt Return for a TD: 37 Yards, David Beverly, 1995

Longest Kickoff Return for a TD: 99 Yards, David Beverly, 1996 (School Record)

Longest Field Goal: 20 Yards, Javon Doom, 1994

Most Points Scored: 26, Devon Nesbitt, 2017

**SERIES RECORD VERSUS RUSSELLVILLE**

**RECORD VS. RUSSELLVILLE**

Season	Opponent	Location	Crittenden	Opponent	Results	Wins	Losses	Ties
1957	Russellville	A	6	59	L	0	1	0
1958	Russellville	H	7	32	L	0	2	0
1959	Russellville	A	19	7	W	1	2	0
1960	Russellville	H	13	25	L	1	3	0
1961	Russellville	A	0	39	L	1	4	0
1962	Russellville	H	24	14	W	2	4	0
1963	Russellville	H	27	19	W	3	4	0
1964	Russellville	H	6	26	L	3	5	0
1965	Russellville	A	6	25	L	3	6	0
1966	Russellville	H	0	38	L	3	7	0
1967	Russellville	A	0	15	L	3	8	0
1968	Russellville	H	0	45	L	3	9	0
1969	Russellville	A	8	52	L	3	10	0
1970	Russellville	H	0	32	L	3	11	0
1971	Russellville	A	8	20	L	3	12	0
1972	Russellville	H	12	14	L	3	13	0
1973	Russellville	A	6	32	L	3	14	0
1974	Russellville	H	7	26	L	3	15	0
1975	Russellville	A	36	10	W	4	15	0
1976	Russellville	H	7	22	L	4	16	0
1977	Russellville	A	0	52	L	4	17	0
1978	Russellville	H	14	43	L	4	18	0
1979	Russellville	A	0	34	L	4	19	0
1980	Russellville	H	20	51	L	4	20	0
1983	Russellville	A	14	42	L	4	21	0
1984	Russellville	H	0	13	L	4	22	0
1985	Russellville	A	18	13	W	5	22	0
1986	Russellville	H	10	8	W	6	22	0
1991	Russellville	A	14	35	L	6	23	0
1992	Russellville	H	3	35	L	6	24	0
1993	Russellville	A	3	49	L	6	25	0
1994	Russellville	H	0	54	L	6	26	0
1995	Russellville	A	0	35	L	6	27	0
1996	Russellville	H	14	6	W	7	27	0
1997	Russellville	A	14	34	L	7	28	0
1998	Russellville	H	27	12	W	8	28	0
1999	Russellville	A	27	12	W	9	28	0
2000	Russellville	H	27	26	W	10	28	0
2001	Russellville	A - OT	22	21	W	11	28	0
2002	Russellville	H	19	3	W	12	28	0
2003	Russellville	A	21	28	L	12	29	0
2004	Russellville	H	27	20	W	13	29	0
2005	Russellville	A	59	6	W	14	29	0
2006	Russellville	H	35	21	W	15	29	0
2006	Russellville - Playoff	H	28	34	L	15	30	0
2015	Russellville	H	21	46	L	15	31	0
2016	Russellville	A	7	49	L	15	32	0
2017	Russellville	H	22	21	W	16	32	0
2018	Russellville	A	28	12	W	17	32	0
2019	Russellville	H	21	14	W	18	32	0
2019	Russellville - Playoff	H	41	3	W	19	32	0
2020	Russellville	A	47	6	W	20	32	0
2020	Russellville - Playoff	H	42	13	W	21	32	0

Winning Percentage: 39.6%



**Crittenden County Single Game School Records Versus Russellville**

*(Some Statistical Categories Unavailable)*

Passing Yards: 250, Nick Castiller, 2015

Passing Completions: 17, Nick Castiller, 2015

Passing Attempts: 38, Nick Castiller, 2015

Passing Touchdowns: 3, Austin Berry, 2004

Interceptions Thrown: 6, Jamie Curtis, 1992 (School Record)

Rushing Yards: 271, Jeramie Sorina, 2006

Rushing Touchdowns: 5, Caden McCalister, 2020 (Regular Season)

Rushing Attempts: 41, Jeramie Sorina, 2006 (School Record)

Receiving Yards: 149, Tyler Coleman, 2015

Receptions: 9, Tyler Coleman, 2015

Receiving Touchdowns: 3, Preston Morgeson, 2020 (Playoff)

Tackles: 20, David Belt, 1983

Tackles for Loss: 4 (three times) Sean O'Leary, 2018; Tyler Boone, 2020 (Regular Season); and Tyler Boone, 2020 (Playoff)

Interceptions: 3, Mark Hamby, 1975 (Tied for School Record)

Sacks: 4, Mike Wheeler, 1979 (Tied for School Record)

Forced Fumbles: 3, Nathan Heady, 2001 (Tied for School Record)

Fumble Recoveries: 2, Noah McGowan, 2019 (Regular Season)

Longest TD Pass: 75 Yards, Glenn Jones from Turner Martin, 1980

Longest TD Run: 79, Dennis Mott, 1964

Longest Interception Return for a TD: 60 Yards, Xander Tabor, 2019 (Playoff)

Longest Fumble Return for a TD: 12 Yards, T.K. Guess, 2005

Longest Punt Return for a TD: 62 Yards, T.K. Guess, 2005

Longest Kickoff Return for a TD: 90, Shannon Epley, 2001

Longest Field Goal: 40 Yards, Jeremy Lander, 1993

Most Points Scored: 30, Caden McCalister, 2020 (Regular Season)

## SERIES RECORD VERSUS BALLARD MEMORIAL

### RECORD VS. BALLARD MEMORIAL

Season	Opponent	Location	Crittenden	Opponent	Results	Wins	Losses	Ties
1975	Ballard Memorial	H	30	0	W	1	0	0
1976	Ballard Memorial	A	6	9	L	1	1	0
1977	Ballard Memorial	H	6	40	L	1	2	0
1978	Ballard Memorial	A	0	14	L	1	3	0
1979	Ballard Memorial	H	6	29	L	1	4	0
1980	Ballard Memorial	A	12	36	L	1	5	0
1981	Ballard Memorial	H	22	24	L	1	6	0
1982	Ballard Memorial	A	21	0	W	2	6	0
1983	Ballard Memorial	H	12	0	W	3	6	0
1984	Ballard Memorial	A	22	0	W	4	6	0
1985	Ballard Memorial	H	46	0	W	5	6	0
1987	Ballard Memorial	H	48	6	W	6	6	0
1988	Ballard Memorial	A	34	8	W	7	6	0
1989	Ballard Memorial	H	20	14	W	8	6	0
1990	Ballard Memorial	A	27	20	W	20	9	0
1991	Ballard Memorial	H	27	19	W	9	6	0
1992	Ballard Memorial	A	19	14	W	10	6	0
1995	Ballard Memorial	A	26	6	W	11	6	0
1996	Ballard Memorial	H	36	6	W	12	6	0
1996	Ballard Memorial - Playoff	H	15	11	W	17	8	0
1997	Ballard Memorial	A	13	6	W	13	6	0
1998	Ballard Memorial	H	27	7	W	14	6	0
1998	Ballard Memorial - Playoff	H	19	0	W	18	8	0
1999	Ballard Memorial	A	7	0	W	15	6	0
2000	Ballard Memorial	H	24	20	W	16	6	0
2001	Ballard Memorial	H	8	21	L	16	7	0
2001	Ballard Memorial - Playoff	H	6	39	L	18	9	0
2002	Ballard Memorial	A	6	25	L	16	8	0
2007	Ballard Memorial	A	49	23	W	21	9	0
2008	Ballard Memorial - Playoff	H	48	8	W	19	9	0
2008	Ballard Memorial	H	41	19	W	22	9	0
2009	Ballard Memorial	A	27	6	W	23	9	0
2010	Ballard Memorial	H	34	18	W	24	9	0
2011	Ballard Memorial	A	28	14	W	25	9	0
2012	Ballard Memorial	H	6	7	L	25	10	0
2013	Ballard Memorial	A	7	40	L	25	11	0
2014	Ballard Memorial	H	21	34	L	25	12	0
2015	Ballard Memorial	A	21	55	L	25	13	0
2016	Ballard Memorial	H	7	41	L	25	14	0
2017	Ballard Memorial	H	70	74	L	25	15	0
2018	Ballard Memorial	A	58	28	W	26	15	0
2019	Ballard Memorial	H	50	6	W	27	15	0

Winning Percentage: 64.3%

**Crittenden County Single Game School Records Versus Ballard Memorial**

*(Some Statistical Categories Unavailable)*

Passing Yards: 445, Hunter Boone, 2017 (School Record)

Passing Completions: 23, Hunter Boone, 2017

Passing Attempts: 43, Hunter Boone, 2017

Passing Touchdowns: 6, Hunter Boone, 2017 (School Record)

Interceptions Thrown: N/A, minimum 3

Rushing Yards: 226, Ronnie Moss, 1988 (11 carries)

Rushing Touchdowns: 6, Rodney Robertson, 2008 Playoff Game (School Record)

Rushing Attempts: 25, Rodney Robertson, 2008 Regular Season

Receiving Yards: 347, Ethan Dossett, 2017 (KHSAA Record)

Receptions: 13, Ethan Dossett, 2017 (School Record)

Receiving Touchdowns: 6, Ethan Dossett, 2017 (Ties KHSAA Record)

Tackles: 17 (twice), David Beverly, 1996 and Tyler Boone, 2017

Tackles for Loss: 3, Aaron Berry, 2008

Interceptions: 2 (twice), Eric Henderson, 1989 and Dylan Hicks, 2015

Sacks: 3 (twice), David Hunt, 2000 and Aaron Berry, 2007

Forced Fumbles: 2, Jeff Riley, 1991

Fumble Recoveries: 2 (twice), Jeff Riley, 1991 and Keith Wilcox, 2000

Longest TD Pass: 82 Yards, Jerry Jessup from Brad Gilbert, 1989

Longest TD Run: 75 Yards, Rodney Robertson, 2008

Longest Interception Return for a TD: 47, Devon Nesbitt, 2017

Longest Fumble Return for a TD: 47 Yards, Al Simmons, 1981

Longest Punt Return for a TD: 69 Yards, Preston Morgeson, 2019

Longest Kickoff Return for a TD: 88 Yards, Tanner Nix, 2010

Longest Field Goal: 32 Yards, Chad Perryman, 1990

Most Points Scored: 42, Devon Nesbitt, 2018 (School Record)

## SERIES RECORD VERSUS CAMPBELLSVILLE

### RECORD VS. CAMPBELLSVILLE

Season	Opponent	Location	Crittenden	Opponent	Results	Wins	Losses	Ties
2017	Campbellsville - Playoff	H	8	44	L	0	1	0
2018	Campbellsville - Playoff	A	21	26	L	0	2	0
Winning Percentage:		0.0%						

**Crittenden County Single Game School Records Versus Campbellsville**

*(First Game Against This Opponent)*

Passing Yards: 141, Hunter Boone, 2017

Passing Completions: 10, Hunter Boone, 2017

Passing Attempts: 22, Hunter Boone, 2017

Passing Touchdowns: 2, Hunter Boone, 2018

Interceptions Thrown: 3, Hunter Boone, 2018

Highest Completion Percentage: 45.5%, Hunter Boone, 2017

Rushing Yards: 152, Devon Nesbitt, 2018

Rushing Touchdowns: 1 (twice), Hunter Boone, 2017 and Devon Nesbitt, 2018

Rushing Attempts: 34, Devon Nesbitt, 2018

Receiving Yards: 91, Ethan Dossett, 2017

Receptions: 5, Ethan Dossett, 2017

Receiving Touchdowns: 1 (twice), Tyler Boone, 2018 and Payton Riley, 2018

Tackles: 22, Adam Beavers, 2017

Tackles for Loss: 4, Tyler Boone, 2018

Interceptions: 1, Tyler Boone, 2017

Sacks: 1, Tyler Boone, 2018

Forced Fumbles: 1 (twice), Branen Lamey, 2018 and Lathen Easley, 2018

Fumble Recoveries: 1 (twice), Sean O'Leary, 2017 and Payton Riley, 2018

Longest TD Pass: 59 Yards, Tyler Boone from Hunter Boone, 2018

Longest TD Run: 6 Yards, Devon Nesbitt, 2018

Longest Interception Return for a TD: N/A, None Scored

Longest Fumble Return for a TD: N/A, None Scored

Longest Punt Return for a TD: N/A, None Scored

Longest Kickoff Return for a TD: N/A, None Scored

Longest Field Goal: N/A, None Scored

Most Points Scored: 6, Hunter Boone, 2017

## SERIES RECORD VERSUS CAVERNA

### RECORD VS. CAVERNA

Season	Opponent	Location	Crittenden	Opponent	Results	Wins	Losses	Ties
1985	Caverna - Playoff	H	28	0	W	1	0	0
2003	Caverna	H	47	6	W	2	0	0
2004	Caverna	A	21	19	W	3	0	0
2005	Caverna	H	48	14	W	4	0	0
2006	Caverna	A	49	30	W	5	0	0
2015	Caverna - Playoff	H	42	16	W	6	0	0
2017	Caverna - Playoff	H	69	0	W	7	0	0
2018	Caverna - Playoff	H	63	0	W	8	0	0
2019	Caverna	H	54	0	W	9	0	0
2019	Caverna - Playoff	H	46	0	W	10	0	0
2020	Caverna	A	78	0	W	11	0	0

Winning Percentage: 100.0%

**Crittenden County Single Game School Records Versus Caverna**

*(Some Statistical Categories Unavailable)*

Passing Yards: 213, Luke Crider, 2020

Passing Completions: 13, Nick Castiller, 2015

Passing Attempts: 25, Nick Castiller, 2015

Passing Touchdowns: 4 (twice), Luke Crider, 2019 (Playoff) and Luke Crider, 2020

Interceptions Thrown: 1 (twice), Austin Berry, 2004 and Luke Crider, 2019 (Playoff)

Rushing Yards: 308, Jeramie Sorina, 2006

Rushing Touchdowns: 5, Jeramie Sorina, 2006

Rushing Attempts: 33, Jeramie Sorina, 2006

Receiving Yards: 97, Preston Morgeson, 2020

Receptions: 4, Preston Morgeson, 2019 (Playoff)

Receiving Touchdowns: 2 (four times) Payton Riley, 2018; Preston Turley, 2019 (Playoff); Preston Morgeson, 2020;  
and Brysen Baker, 2020

Tackles: 12, Brad Hart, 2004

Tackles for Loss: 3, Adam Beavers, 2017

Interceptions: 2, Caden McCalister, 2017

Sacks: 3, Braxton Winders, 2019

Forced Fumbles: 2, Sean O'Leary, 2018

Fumble Recoveries: 3, Devin Hopper, 2015

Longest TD Pass: 62 Yards, Preston Morgeson from Luke Crider, 2020

Longest TD Run: 77, Xander Tabor, 2020

Longest Interception Return for a TD: 35 Yards, Maddox Carlson, 2020

Longest Fumble Return for a TD: 0 Yards, David King, 2005 (Recovered in End Zone)

Longest Punt Return for a TD: 25 Yards, Ethan Dossett, 2017

Longest Kickoff Return for a TD: N/A, none returned

Longest Field Goal: N/A, none kicked

Most Points Scored: 30, Jeramie Sorina, 2006

## SERIES RECORD VERSUS FORT CAMPBELL

### RECORD VS. FORT CAMPBELL

Season	Opponent	Location	Crittenden	Opponent	Results	Wins	Losses	Ties
1964	Fort Campbell	A	14	48	L	0	1	0
1965	Fort Campbell	H	0	14	L	0	2	0
1966	Fort Campbell	A	6	33	L	0	3	0
1967	Fort Campbell	H	6	13	L	0	4	0
1968	Fort Campbell	A	7	15	L	0	5	0
1969	Fort Campbell	H	14	58	L	0	6	0
1970	Fort Campbell	A	0	76	L	0	7	0
1977	Fort Campbell	A	0	43	L	0	8	0
1978	Fort Campbell	H	12	39	L	0	9	0
1983	Fort Campbell	H	16	34	L	0	10	0
1984	Fort Campbell	A	0	25	L	0	11	0
1985	Fort Campbell	H	7	6	W	1	11	0
1986	Fort Campbell	A	0	7	L	1	12	0
2019	Fort Campbell	A	43	14	W	2	12	0

Winning Percentage: 14.3%



**Crittenden County Single Game School Records Versus Fort Campbell**

*(Some Statistical Categories Unavailable)*

Passing Yards: 111, Al Simmons, 1983

Passing Completions: 10, Al Simmons, 1983

Passing Attempts: 22, Darren Holliman, 1984

Passing Touchdowns: 1 (FIVE times), Butch McWilliams, 1966, Ricky Parsley, 1968, Victor Polk, 1969,  
Al Simmons, 1983, Buddy McDaniel, 1985, & Hunter Jones, 2019

Interceptions Thrown: 1 (twice), Al Simmons, 1983 and Denis Hodge, 1983

Rushing Yards: 142, Rusty Miniard, 1986

Rushing Touchdowns: 2 (twice), Jamie Champion, 1964 and Xander Tabor, 2019

Rushing Attempts: 27, Rusty Miniard, 1986

Receiving Yards: 68, Tyler Boone, 2019

Receptions: 5, Denis Hodge, 1983

Receiving Touchdowns: 1 (six times)

Tackles: 14, David Belt, 1983

Tackles for Loss: 3, Dylan Yates, 2019

Interceptions: 2, Denis Hodge, 1985

Sacks: 1, Braxton Winders, 2019

Forced Fumbles: 1 (twice), Caden McCalister, 2019 and Lathen Easley, 2019

Fumble Recoveries: 2, Caden McCalister, 2019

Longest TD Pass: 57 Yards, Tyler Boone from Hunter Jones, 2019

Longest TD Run: 55 Yards, Xander Tabor, 2019

Longest Interception Return for a TD: N/A, none returned

Longest Fumble Return for a TD: 57 Yards, Caden McCalister, 2019

Longest Punt Return for a TD: N/A, none returned

Longest Kickoff Return for a TD: N/A, none returned

Longest Field Goal: N/A, none kicked

Most Points Scored: 14, Jamie Champion, 1964

**SERIES RECORD VERSUS FULTON CITY**

**RECORD VS. FULTON CITY**

Season	Opponent	Location	Crittenden	Opponent	Results	Wins	Losses	Ties
1957	Fulton City	H	0	41	L	0	1	0
1958	Fulton City	A	7	35	L	0	2	0
1959	Fulton City	H	7	27	L	0	3	0
1960	Fulton City	A	13	48	L	0	4	0
1965	Fulton City	H	13	7	W	1	4	0
1966	Fulton City	A	7	26	L	1	5	0
1967	Fulton City	H	0	27	L	1	6	0
1968	Fulton City	A	2	35	L	1	7	0
1969	Fulton City	H	12	33	L	1	8	0
1970	Fulton City	A	6	48	L	1	9	0
1971	Fulton City	H	26	0	W	2	9	0
1972	Fulton City	A	25	0	W	3	9	0
1973	Fulton City	H	6	32	L	3	10	0
1974	Fulton City	A	6	7	L	3	11	0
1975	Fulton City	H	8	6	W	4	11	0
1976	Fulton City	A	14	33	L	4	12	0
1977	Fulton City	H	14	41	L	4	13	0
1978	Fulton City	A	8	38	L	4	14	0
1979	Fulton City	H	0	14	L	4	15	0
1986	Fulton City	H	65	20	W	5	15	0
1987	Fulton City	A	6	9	L	5	16	0
1988	Fulton City	H	52	0	W	6	16	0
1989	Fulton City	A	15	22	L	6	17	0
1990	Fulton City	H	12	28	L	6	18	0
1993	Fulton City	H	0	12	L	6	19	0
1994	Fulton City	A	22	16	W	7	19	0
1995	Fulton City	H	27	26	W	8	19	0
1996	Fulton City	A	20	18	W	9	19	0
1997	Fulton City	A	33	26	W	10	19	0
1998	Fulton City	H	30	13	W	11	19	0
2001	Fulton City	A	28	22	W	12	19	0
2001	Fulton City - Playoff	H	19	12	W	13	19	0
2002	Fulton City	H	30	14	W	14	19	0
2002	Fulton City - Playoff	H	46	0	W	15	19	0
2004	Fulton City - Playoff	H	40	12	W	16	19	0
2007	Fulton City	A	22	26	L	16	20	0
2008	Fulton City	H	44	13	W	17	20	0
2009	Fulton City	A	57	0	W	18	20	0
2010	Fulton City	H	48	0	W	19	20	0
2013	Fulton City	A	35	6	W	20	20	0
2014	Fulton City	H	37	6	W	21	20	0
2014	Fulton City	A	35	14	W	22	20	0
2015	Fulton City	H	50	6	W	23	20	0
2016	Fulton City	A	48	12	W	24	20	0
2017	Fulton City	H	54	6	W	25	20	0
2018	Fulton City	A	49	6	W	26	20	0

Winning Percentage: 56.5%

**Crittenden County Single Game School Records Versus Fulton City**

*(Some Statistical Categories Unavailable)*

Passing Yards: N/A, minimum 200

Passing Completions: N/A, minimum 14

Passing Attempts: N/A, minimum 26

Passing Touchdowns: 4 (twice), Austin Berry, 2004 and Hunter Boone, 2017

Interceptions Thrown: 3, David Cozart, 1987

Rushing Yards: 211, Jared Asbridge, 2001

Rushing Touchdowns: 4, Demetric Moss, 2002

Rushing Attempts: 39, Jared Asbridge, 2001

Receiving Yards: N/A, minimum 125

Receptions: N/A, minimum 7

Receiving Touchdowns: N/A, minimum 3

Tackles: 19, Gavin Dickerson, 2016

Tackles for Loss: 5 (3x) Josh Cozart, 1998; Adam Beavers, 2017; Sean O'Leary (2018)

Interceptions: 2 (three times), Mike Taylor (1971), Barry Baird (1988) and Cody Hunt (2001)

Sacks: 3, Travis McKinney, 2014

Forced Fumbles: 3, Travis McKinney, 2014

Fumble Recoveries: 2, Travis Fitzgerald, 2014

Longest TD Pass: 88 Yards, Eric Henderson from Brad Gilbert, 1989

Longest TD Run: 82 Yards, Gaige Courtney, 2008

Longest Interception Return for a TD: 50 Yards, Butch McWilliams, 1965

Longest Fumble Return for a TD: 33 Yards, Travis McKinney, 2014

Longest Punt Return for a TD: N/A, minimum 60 yards

Longest Kickoff Return for a TD: 76 Yards, Shawnte Moss, 2004

Longest Field Goal: 34 Yards, Dylan Hicks, 2014

Most Points Scored: 24, Demetric Moss, 2002

**SERIES RECORD VERSUS HENDERSON COUNTY**

**RECORD VS. HENDERSON COUNTY**

<b>Season</b>	<b>Opponent</b>	<b>Location</b>	<b>Crittenden</b>	<b>Opponent</b>	<b>Results</b>	<b>Wins</b>	<b>Losses</b>	<b>Ties</b>
<b>1957</b>	Henderson County	A	7	27	L	0	1	0
<b>1958</b>	Henderson County	H	7	28	L	0	2	0
<b>1959</b>	Henderson County	A	6	26	L	0	3	0
<b>1960</b>	Henderson County	H	13	47	L	0	4	0
<b>1961</b>	Henderson County	A	13	38	L	0	5	0
<b>1962</b>	Henderson County	H	6	7	L	0	6	0
<b>1963</b>	Henderson County	A	13	20	L	0	7	0
<b>2020</b>	Henderson County	A	9	10	L	0	8	0

Winning Percentage: 0.0%

### Crittenden County Single Game School Records Versus Henderson County

*(First Game Against This Opponent)*

Passing Yards: 164, Luke Crider, 2020

Passing Completions: 11, Luke Crider, 2020

Passing Attempts: 23, Luke Crider, 2020

Passing Touchdowns: 1, Luke Crider, 2020

Interceptions Thrown: 2, Luke Crider, 2020

Highest Completion Percentage: 47.8%, Luke Crider, 2020

Rushing Yards: 91, Steve Davidson, 1960

Rushing Touchdowns: 2, Dennis Mott, 1963

Rushing Attempts: 17, Caden McCalister, 2020

Receiving Yards: 79, Kaleb Nesbitt, 2020

Receptions: 3, Preston Turley, 2020

Receiving Touchdowns: 1, Kaleb Nesbitt, 2020

Tackles: 21, Tyler Boone, 2020

Tackles for Loss: 4, Tyler Boone, 2020

Interceptions: 1, Trace Derrington, 2020

Sacks: 3, Dylan Yates, 2020

Forced Fumbles: 2, Tyler Boone, 2020

Fumble Recoveries: 1 (twice), Caden McCalister, 2020 & Noah Perkins, 2020

Longest TD Pass: 70 Yards, Kaleb Nesbitt from Luke Crider, 2020

Longest TD Run: 91 Yards, Steve Davidson, 1960 (School Record)

Longest Interception Return for a TD: 75 Yards, Larry Orr, 1962

Longest Fumble Return for a TD: 38 Yards, Tink Orr, 1958

Longest Punt Return for a TD: 70 Yards, Dickie Tabor, 1959

Longest Kickoff Return for a TD: N/A, None Scored

Longest Field Goal: 27 Yards, Noah Perkins, 2020

Most Points Scored: 12, Dennis Mott, 1963

## SERIES RECORD VERSUS HOPKINS COUNTY CENTRAL

### RECORD VS. HOPKINS COUNTY CENTRAL

Season	Opponent	Location	Crittenden	Opponent	Results	Wins	Losses	Ties
2009	Hopkins County Central	Caldwell	35	6	W	1	0	0
2010	Hopkins County Central	A	20	15	W	2	0	0
2011	Hopkins County Central	H	38	6	W	3	0	0
2012	Hopkins County Central	H	21	6	W	4	0	0
2013	Hopkins County Central	H	19	8	W	5	0	0
2014	Hopkins County Central	H	27	13	W	6	0	0
2015	Hopkins County Central	H	48	24	W	7	0	0
2016	Hopkins County Central	A	19	24	L	7	1	0
2017	Hopkins County Central	H	37	8	W	8	1	0
2018	Hopkins County Central	H	61	6	W	9	1	0

Winning Percentage: 90.0%

## HOPKINS COUNTY CENTRAL SINGLE GAME RECORDS

### Crittenden County Single Game School Records Versus Hopkins County Central

*(Some Statistical Categories Unavailable)*

Passing Yards: 217, Hunter Boone, 2018

Passing Completions: 17, Hunter Boone, 2016

Passing Attempts: 40, Hunter Boone, 2016

Passing Touchdowns: 3, Hunter Boone, 2018

Interceptions Thrown: 3, Hunter Boone, 2016

Rushing Yards: 222, Devon Nesbitt, 2017

Rushing Touchdowns: 4 (three times) Lane Wallace, 2014, Devon Nesbitt, 2017, and Devon Nesbitt, 2018

Rushing Attempts: 33, Grant Gardner, 2012

Receiving Yards: 101, Ethan Hunt, 2018

Receptions: 8, Ethan Hunt, 2016

Receiving Touchdowns: 2 (twice), Dustin Hernandez, 2010 and Devon Nesbitt, 2018

Tackles: 17, Gavin Dickerson, 2016

Tackles for Loss: 4, Sean O'Leary, 2018

Interceptions: 2 (twice), Devon Nesbitt, 2016 and Tyler Boone, 2017

Sacks: 3, Devin Wallace, 2011

Forced Fumbles: 2 (twice), Travis McKinney, 2015 and Devin Hopper, 2015

Fumble Recoveries: N/A, minimum 2

Longest TD Pass: 35 Yards, Dustin Hernandez from Brian Berry, 2010

Longest TD Run: 66 Yards, Lane Wallace, 2014

Longest Interception Return for a TD: N/A, none returned

Longest Fumble Return for a TD: 58 Yards, Jacob Russellberg, 2016

Longest Punt Return for a TD: 20 Yards, Grant Gardner, 2011

Longest Kickoff Return for a TD: N/A, none returned

Longest Field Goal: 28 Yards, Micah Hollamon, 2011

Most Points Scored: 36, Devon Nesbitt, 2018

## SERIES RECORD VERSUS STEWART COUNTY (TN)

### RECORD VS. KENTUCKY COUNTRY DAY

Season	Opponent	Location	Crittenden	Opponent	Results	Wins	Losses	Ties
2008	KY Country Day	H	47	0	W	1	0	0
2009	KY Country Day	H	48	9	W	2	0	0
2019	KY Country Day	A	22	36	L	2	1	0
2020	KY Country Day	A	7	35	L	2	2	0

Winning Percentage: 50.0%



## KENTUCKY COUNTRY DAY SINGLE GAME RECORDS

### Crittenden County Single Game School Records Versus Kentucky Country Day

*(Some Statistical Categories Unavailable)*

Passing Yards: 94, Luke Crider, 2020

Passing Completions: 8, Luke Crider, 2020

Passing Attempts: 16, Luke Crider, 2020

Passing Touchdowns: 1, Luke Crider, 2020

Interceptions Thrown: 2, Luke Crider, 2020

Rushing Yards: 233, Rodney Robertson, 2008

Rushing Touchdowns: 3 (three times), Rodney Robertson, 2008, J.D. Gray, 2009, and Andrew Freeman, 2009

Rushing Attempts: 18 (twice), Andrew Freeman, 2009 and Xander Tabor, 2019

Receiving Yards: 55, Tanner Nix, 2009

Receptions: 3 (twice), Tanner Nix, 2009 and Kaleb Nesbitt, 2020

Receiving Touchdowns: 1, Kaleb Nesbitt, 2020

Tackles: 9 (twice), David Mitchell, 2008 and Josh Urbanowski, 2008

Tackles for Loss: 3, Andrew Freeman, 2009

Interceptions: 1 (twice), Tanner Nix and Josh Urbanowski, 2008

Sacks: N/A, minimum 1

Forced Fumbles: 1, Daniel Price, 2009

Fumble Recoveries: 3, Andrew Freeman, 2008

Longest TD Pass: 29 Yards, Kaleb Nesbitt from Luke Crider, 2020

Longest TD Run: 52 Yards, Xander Tabor, 2019

Longest Interception Return for a TD: N/A, None Returned

Longest Fumble Return for a TD: 21 Yards, Andrew Freeman, 2008

Longest Punt Return for a TD: N/A, None Returned

Longest Kickoff Return for a TD: N/A, None Returned

Longest Field Goal: N/A, None Made

Most Points Scored: 18 (three times), Rodney Robertson, 2008, J.D. Gray, 2009, and Andrew Freeman, 2009

## SERIES RECORD VERSUS TODD COUNTY CENTRAL

### RECORD VS. PADUCAH TILGHMAN

Season	Opponent	Location	Crittenden	Opponent	Results	Wins	Losses	Ties
1961	Paducah Tilghman	A	7	32	L	0	1	0
2011	Paducah Tilghman	A	0	49	L	0	2	0
2012	Paducah Tilghman	H	0	54	L	0	3	0

Winning Percentage: 0.0%

**Crittenden County Single Game School Records Versus Paducah Tilghman**

*(Some Statistical Categories Unavailable)*

Passing Yards: 122, Travis Gilbert, 2011

Passing Completions: 9, Travis Gilbert, 2011

Passing Attempts: 22, Travis Gilbert, 2011

Passing Touchdowns: N/A, minimum 1

Interceptions Thrown: 2, Travis Gilbert, 2011

Rushing Yards: 42, Jimmy Hopper, 1961

Rushing Touchdowns: 1, Willie LeMay, 1961

Rushing Attempts: 15, Willie LeMay, 1961

Receiving Yards: 37, Lane Wallace, 2011

Receptions: 3, Grant Gardner, 2011 and Daniel Wagoner, 2012

Receiving Touchdowns: N/A, minimum 1

Tackles: 7, Eli Bebout, 2011

Tackles for Loss: N/A, minimum 2

Interceptions: N/A, minimum 1

Sacks: N/A, minimum 2

Forced Fumbles: 1 (twice), Scotty Nichols, 1993 and Bobby West, 1995

Fumble Recoveries: N/A, minimum 2

Longest TD Pass: None

Longest TD Run: None

Longest Interception Return for a TD: None

Longest Fumble Return for a TD: None

Longest Punt Return for a TD: None

Longest Kickoff Return for a TD: None

Longest Field Goal: None

Most Points Scored: None

## SERIES RECORD VERSUS STEWART COUNTY (TN)

### RECORD VS. STEWART COUNTY (TN)

Season	Opponent	Location	Crittenden	Opponent	Results	Wins	Losses	Ties
2017	Stewart Co. (TN)	A	62	27	W	1	0	0
2018	Stewart Co. (TN)	H	42	6	W	2	0	0

Winning Percentage: 100.0%

**Crittenden County Single Game School Records Versus Stewart County (TN)**

*(Some Statistical Categories Unavailable)*

Passing Yards: 290, Hunter Boone, 2017

Passing Completions: 13, Hunter Boone, 2018

Passing Attempts: 18, Hunter Boone, 2017

Passing Touchdowns, 5, Hunter Boone, 2017

Interceptions Thrown: N/A, None Thrown

Rushing Yards: 109, Devon Nesbitt, 2018

Rushing Touchdowns: 2, Devon Nesbitt, 2018

Rushing Attempts: 5, Devon Nesbitt, 2018

Receiving Yards: 128, Ethan Dossett, 2017

Receptions: 5, Ethan Dossett, 2017

Receiving Touchdowns: 2, Ethan Dossett, 2017

Tackles: 16, Tyler Boone, 2018

Tackles for Loss: 3, Tyler Boone, 2018

Interceptions: 1 (twice), Branen Lamey (2018) and Caden McCalister (2018)

Sacks: 2, Brady Birk, 2017

Forced Fumbles: 1, Adam Beavers, and Brady Birk, 2017

Fumble Recoveries: 1 (three times), Adam Beavers and Joseph Estes, 2017 & Gavin Dickerson (2018)

Longest TD Pass: 73 Yards, Payton Riley from Hunter Boone, 2018

Longest TD Run: 55 Yards, Devon Nesbitt, 2018

Longest Interception Return for a TD: 50 Yards, Branen Lamey, 2018

Longest Fumble Return for a TD: N/A

Longest Punt Return for a TD: N/A

Longest Kickoff Return for a TD: N/A

Longest Field Goal: N/A

Most Points Scored: 12 (four times), Gavin Dickerson, 2017, Ethan Dossett, 2017 and Branen Lamey, 2017 & Devon Nesbitt (2018)

## SERIES RECORD VERSUS TODD COUNTY CENTRAL

### RECORD VS. TODD COUNTY CENTRAL

Season	Opponent	Location	Crittenden	Opponent	Results	Wins	Losses	Ties
1970	Todd County Central	A	6	16	L	0	1	0
1971	Todd County Central*	H	8	0	W	1	1	0
1991	Todd County Central	H	42	28	W	2	1	0
1992	Todd County Central	A	7	14	L	2	2	0
1993	Todd County Central	H	7	0	W	3	2	0
1994	Todd County Central	A	0	33	L	3	3	0
1995	Todd County Central*	H	6	34	L	3	4	0
1996	Todd County Central*	A	13	7	W	4	4	0
1996	Todd County Central - Playoff	H	26	32	L	4	5	0
1997	Todd County Central*	H	64	7	W	5	5	0
1998	Todd County Central*	A	28	13	W	6	5	0
1999	Todd County Central*	H	7	6	W	7	5	0
2000	Todd County Central*	A	29	20	W	8	5	0
2015	Todd County Central	H	35	14	W	9	5	0
2016	Todd County Central	A	28	14	W	10	5	0
2019	Todd County Central	H	49	22	W	11	5	0

Winning Percentage: 68.8%

\* - Denotes When Todd County Central was known to be a District Opponent

**Crittenden County Single Game School Records Versus Todd County Central**

*(Some Statistical Categories Unavailable)*

Passing Yards: 229, Hunter Boone, 2016

Passing Completions: 14, Hunter Boone, 2016

Passing Attempts: 28, Nathan Boone, 1994

Passing Touchdowns: 1, Multiple Times

Interceptions Thrown: 3, Jamie Curtis, 1991

Rushing Yards: 175, Greg Belt, 1998

Rushing Touchdowns: 3 (twice), Donny Beverly, 1991 & Brad Madden, 1997

Rushing Attempts: 29, Greg Belt, 1998

Receiving Yards: 142 Yards, Ethan Hunt, 2016

Receptions: 4 (twice), Tyler Coleman, 2016 and Ethan Hunt, 2016

Receiving Touchdowns: 1, Several Times

Tackles: 19, Dylan Smith, 2016

Tackles for Loss: N/A, minimum 2

Interceptions: 3, Kyle Myers, 1997

Sacks: N/A, minimum 2

Forced Fumbles: 1 (twice), Scotty Nichols, 1993 and Bobby West, 1995

Fumble Recoveries: N/A, minimum 2

Longest TD Pass: 78 Yards, Ethan Hunt from Hunter Boone, 2016

Longest TD Run: 75 Yards, Dylan Hollis, 2015

Longest Interception Return for a TD: 95, Kyle Myers, 1997 (Tied for School Record)

Longest Fumble Return for a TD: 40 Yards, Bobby West, 1996 (Playoff)

Longest Punt Return for a TD: N/A, Non Recorded

Longest Kickoff Return for a TD: 86, David Beverly, 1996 (Playoff)

Longest Field Goal: N/A, Non Recorded

Most Points Scored: 20, Brad Madden, 1997

## SERIES RECORD VERSUS TRIGG COUNTY

### RECORD VS. TRIGG COUNTY

Season	Opponent	Location	Crittenden	Opponent	Results	Wins	Losses	Ties
1957	Trigg County	A	6	20	L	0	1	0
1958	Trigg County	H	7	27	L	0	2	0
1959	Trigg County	A	7	7	TIE	0	2	1
1960	Trigg County	H	19	0	W	1	2	1
1961	Trigg County	A	19	20	L	1	3	1
1962	Trigg County	H	14	15	L	1	4	1
1963	Trigg County	A	19	13	W	2	4	1
1964	Trigg County	H	0	13	L	2	5	1
1965	Trigg County	A	6	12	L	2	6	1
1966	Trigg County	H	7	0	W	3	6	1
1967	Trigg County	A	6	30	L	3	7	1
1968	Trigg County	H	0	18	L	3	8	1
1969	Trigg County	A	0	54	L	3	9	1
1970	Trigg County	H	0	42	L	3	10	1
1971	Trigg County	A	0	19	L	3	11	1
1972	Trigg County	H	6	28	L	3	12	1
1973	Trigg County	A	26	69	L	3	13	1
1974	Trigg County	H	6	7	L	3	14	1
1975	Trigg County	A	6	7	L	3	15	1
1976	Trigg County	H	0	35	L	3	16	1
1977	Trigg County	A	6	34	L	3	17	1
1978	Trigg County	H	12	33	L	3	18	1
1979	Trigg County	A	0	14	L	3	19	1
1980	Trigg County	H	14	33	L	3	20	1
1981	Trigg County	A	6	35	L	3	21	1
1982	Trigg County	H	6	19	L	3	22	1
1991	Trigg County	H	29	28	W	4	22	1
1992	Trigg County	A	3	0	W	5	22	1
1993	Trigg County	H	20	14	W	6	22	1
1994	Trigg County	A	6	24	L	6	23	1
1995	Trigg County	H	8	46	L	6	24	1
1996	Trigg County	A	27	25	W	7	24	1
1997	Trigg County	H - OT	17	20	L	7	25	1
1998	Trigg County	A	48	21	W	8	25	1
1999	Trigg County	H	21	0	W	9	25	1
2000	Trigg County	A	21	63	L	9	26	1
2011	Trigg County	A	10	22	L	9	27	1
2012	Trigg County	A	21	42	L	9	28	1
2017	Trigg County	H	20	29	L	9	29	1
2018	Trigg County	A	46	7	W	10	29	1
2019	Trigg County	H	32	0	W	11	29	1
2020	Trigg County	A	56	34	W	12	29	1

Winning Percentage: 29.8%



**Crittenden County Single Game School Records Versus Trigg County**

*(Some Statistical Categories Unavailable)*

Passing Yards: 299, Hunter Boone, 2018

Passing Completions: 24, Hunter Boone, 2018

Passing Attempts: 38, Hunter Boone, 2018

Passing Touchdowns: 3 (twice), Hunter Boone, 2018 and Luke Crider, 2020

Interceptions Thrown: 5, Jamie Curtis, 1991

Rushing Yards: 202, David Beverly, 1996

Rushing Touchdowns: 4, Xander Tabor, 2020

Rushing Attempts: 30, David Beverly, 1996

Receiving Yards: 148, Ethan Dossett, 2017

Receptions: 10, Ethan Dossett, 2017

Receiving Touchdowns: N/A, minimum 3

Tackles: 22, Von Summers, 1980

Tackles for Loss: 3 (Four Times) Matt Jent, 1999, Adam Beavers, 2017, Lathen Easley, 2018, and Preston Turley, 2019

Interceptions: 2 (twice), Tanner Tabor, 1998 and Tanner Tabor, 1999

Sacks: 2 (twice), Cliff Paddock, 1993 and Tyler Boone, 2020

Forced Fumbles: 2, Gavin Dickerson, 2018

Fumble Recoveries: 2, Mike Cherry, 1974

Longest TD Pass: 82 Yards, Preston Morgeson from Luke Crider, 2020

Longest TD Run: 85 Yards, Barry Gilland, 1960

Longest Interception Return for a TD: 71 Yards, Tanner Tabor, 1998

Longest Fumble Return for a TD: 50 Yards, Jimmy Hopper, 1961

Longest Punt Return for a TD: N/A, minimum 60 Yards

Longest Kickoff Return for a TD: 85 Yards, David Hunt, 2000

Longest Field Goal: 30 Yards, Jeremy Lander, 1992

Most Points Scored: 30, Xander Tabor, 2020

## Crittenden County Playoff Game School Records

*(Some Statistical Categories Unavailable)*

Passing Yards: 251, Austin Berry, 2004 vs. Mayfield (Round 2)

Passing Completions: 25, Hunter Boone, 2016 vs. Bethlehem (Round 2)

Passing Attempts: 39, Hunter Boone, 2016 vs. Bethlehem (Round 2)

Passing Touchdowns: 5, Hunter Boone, 2016 vs. Fort Knox (Round 1)

Interceptions Thrown: 4, Hunter Boone, 2016 vs. Bethlehem (Round 2)

Highest Completion Percentage: 75.00% (18/24) , Hunter Boone, 2016 vs. Fort Knox (Round 1) \*min. 14 attempts

Rushing Yards: 252, Devon Nesbitt, 2017 vs. Bethlehem (Round 2)

Rushing Touchdowns: 6, Rodney Robertson, 2008 vs. Ballard Memorial (Round 2) *School Record*

Rushing Attempts: 40, Devon Nesbitt, 2017 vs. Bethlehem (Round 2)

Receiving Yards: 125, Ethan Hunt, 2016 vs. Bethlehem (Round 2)

Receptions: 12, Ethan Hunt, 2016 vs. Bethlehem (Round 2)

Receiving Touchdowns: 3, Ethan Hunt, 2016 vs. Bethlehem (Round 2) and Preston Morgeson, 2020 vs. Russellville (Round 2).

Tackles: 22 (twice), Blake Gardner, 2005 vs. Mayfield (Round 2) and Adam Beavers, 2017, vs. Campbellsville (Rd 3)

Tackles for Loss: 4 (four times), Shawn Lanham, 2002 vs. Fulton City (Round 1); Adam Beavers, 2016 vs. Bethlehem; Tyler Boone, 2018 vs. Campbellsville (Round 3) and Tyler Boone, 2020 vs. Russellville (Round 2).

Interceptions: 2 (twice), Denis Hodge, 1985 vs. Carroll County (Rd 4) and Caden McCallister, 2017 vs. Caverna (Rd 1)

Sacks: 3, Braxton Winders, 2019 vs. Caverna (Round 1)

Forced Fumbles: 2, Sean O'Leary, 2018 vs. Caverna (Round 1)

Fumble Recoveries: 3 (three times), Andrew Freeman, 2008 vs. Kentucky Country Day (Round 1); Devin Hopper, 2015 vs. Caverna (Round 1); Ethan Hunt, 2016 vs. Fort Knox (Round 1)

Longest TD Pass: 75 Yards, Blake Gardner from Austin Berry, 2005 vs. Fulton County (Round 1)

Longest TD Run: 75 Yards, Rodney Robertson, 2008 vs. Ballard Memorial (Round 2)

Longest Interception Return for a TD: 60 Yards, Xander Tabor, 2019 vs. Russellville (Round 2)

Longest Fumble Return for a TD: 21 Yards, Andrew Freeman, 2008 vs. Kentucky Country Day (Round 1)

Longest Punt Return for a TD: 63 Yards, J.D. Gray, 2008, vs. Ballard Memorial (Round 2)

Longest Kickoff Return for a TD: 92 Yards, Alex Cosby, 2015 vs. Bethlehem (Round 2)

Longest Field Goal: 26 Yards, Will Perkins, 2016 vs. Bethlehem (Round 2)

Most Points Scored: 36, Rodney Robertson, 2008 vs. Ballard Memorial (Round 2) *Tied School Record*

SEASON	00	1	2	3	4	5	6	7
1957								
1958								
1959								
1960								
1961								
1962								
1963 Blue								
1963 White								
1964								
1965								
1966								
1967								
1968								Ricky Anderson
1969								
1970								
1971	Wayne West							
1972	Butch McDowell							
1973								
1974								
1975		Seldon Howerton				Jimmy Hughes		
1976		Clifton Etheridge				Jimmy Hughes		
1977		Clifton Etheridge				Mike Allison		
1978		Kenny Bell				Turner Martin		
1979		Kenny Bell						
1980		Kenny Bell						
1981		Kenny Bell						
1982		Kenny Moss						Al Simmons
1983		Brad Dossett						Al Simmons
1984		Brad Dossett	Buddy McDaniel					
1985		Brad Dossett	Buddy McDaniel					
1986								Brad Dossett
1987		Johnny Travis						Josh Andrews
1988		Johnny Travis	Sean Belt					Josh Andrews
1989		Johnny Travis	Sean Belt					
1990		Tate Winders	Sean Belt					Chris Smith
1991		Tate Winders	Sean Belt					Jody Porter
1992		Barrett Travis	Matt Boone					Jody Porter
1993		Barrett Travis						Jody Porter
1994		Barrett Travis						Jody Porter
1995		Barrett Travis	Russell Roberts					
1996		Ryan Beavers	Jacob Stone	Jared Champion				Doug Campbell
1997		Ryan Beavers	Brad Madden	Lee Conrad	Doug Campbell			
1998		Ryan Beavers	Brad Madden	Shannon Epley	Doug Campbell			
1999		Ryan Beavers	Brad Madden	Shannon Epley	Kent Wilcox		David Hunt	Cody Hunt
2000		Chris Findley	Lance Lynn	Shannon Epley	Matt Mattingly	Sean Thompson	David Hunt	Cody Hunt
2001		Dustin Easley	Lance Lynn	Shannon Epley	Matt Mattingly	Sean Thompson	David Hunt	Cody Hunt
2002		Austin Berry	Robby McLaughlin	George Congenie	Ryan Tucker	Sean Thompson	Jack Amsden	Cody Hunt
2003		Austin Berry	Brad Hart	George Congenie	Taylor Polk	Sean Thompson	Jack Amsden	
2004		Austin Berry	Brad Hart	George Congenie				
2005		Austin Berry	Taylor Polk	George Congenie	Jeramie Sorina	Rodney Robertson	Evan Smiley	Nick Robles
2006			Taylor Polk		Jeramie Sorina	Rodney Robertson	Evan Smiley	
2007		Jordan Martin		Adam Hardin	Jeramie Sorina	Rodney Robertson	Brian Berry	Mason Baker
2008			J.R. Adams	Brian Berry	Shane Armstrong	Rodney Robertson		Tanner Nix
2009		Dyllan Thornton	J.R. Adams	Brian Berry	Jake Tinsley		Dylan Clark	Tanner Nix
2010		Aaron Owen	Brenden Phillips	Brian Berry	Micah Hollamon	Tyler Robertson	Clint Asbridge	Tanner Nix
2011					Micah Hollamon		Clint Asbridge	Jacob Young
2012				Pepper Stowe	Micah Hollamon	Jesse Belt	Clint Asbridge	Jacob Young
2013				Maeson Myers	Micah Hollamon	Jesse Belt	Paxton Riley	
2014		Dylan Hicks		Maeson Myers	Nick Rodgers	Jesse Belt	Paxton Riley	
2015		Dylan Hicks	Mitchell Joyce	Maeson Myers	Gavin Dickerson	Jesse Belt	Paxton Riley	Hunter Boone
2016		Devon Nesbitt	Mitchell Joyce	Maeson Myers	Gavin Dickerson	Ben Brown	Paxton Riley	Hunter Boone
2017		Devon Nesbitt	Mitchell Joyce	Braxton Winders	Gavin Dickerson	Xander Tabor	Matt Lynn	Hunter Boone
2018		Devon Nesbitt	Mitchell Joyce	Braxton Winders	Gavin Dickerson	Xander Tabor	Luke Crider	Hunter Boone
2019		Seth Guess	Kaleb Nesbitt	Braxton Winders	Maddux Carlson	Xander Tabor	Luke Crider	Sam Impastato
2020		Seth Guess	Kaleb Nesbitt	Braxton Winders	Maddux Carlson	Xander Tabor	Luke Crider	Sam Impastato
2021		Seth Guess	Kaleb Nesbitt	Tanner Beverly	Hayden Adamson	Case Gobin	Luke Crider	Sam Impastato
SEASON	00	1	2	3	4	5	6	7

SEASON	8	9	10	11	12	13	14	15
1957								
1958								
1959								
1960								
1961			Jamie Champion	R. Travis				
1962								
1963 Blue				Thomas Vaughn				
1963 White			Larry Orr					
1964				Butch McWilliams				
1965			Bob Buckalew	Uknown	Perryman			
1966			Bob Buckalew	Butch McWilliams				
1967				Ricky Parsley	Kenny Champion			
1968			Bob Buckalew	Ricky Parsley	Bill McClure			
1969			Victor Polk		Bill McClure		Bennie Brantley	
1970			Mike Sutton		Bill McClure			
1971			Mike Sutton		Bill McClure			
1972			Mike Sutton					
1973								
1974								
1975					Van Hunt			
1976					Van Hunt			
1977					Eric Shewcraft			
1978					Von Summers			
1979					Von Summers		Greg Hollamon	
1980					Von Summers			
1981								
1982					Buddy McDaniel		Denis Hodge	
1983					Buddy McDaniel		Denis Hodge	
1984	Zac Greenwell				Alex Summers		Denis Hodge	
1985	David Short	David Cozart	Tony Nichols		Aaron Summers		Denis Hodge	
1986	Zac Greenwell		David Cozart					
1987	Zac Greenwell	Brad Gilbert	David Cozart	Jason Rushing	Aaron Summers		Brian Hunt	
1988		Brad Gilbert	David Cozart	Jason Rushing	Aaron Summers			
1989		Brad Gilbert	Jamie Curtis	Jason Rushing				
1990		Eric Roberts	Jamie Curtis	Jason Rushing	Russell Nelson			
1991	Jeremy Croft	Eric Roberts	Jamie Curtis	Eddie Belt	Bryan O'Neal			
1992		Nathan Boone	Jamie Curtis	Chris Davidson			Bryan O'Neal	
1993	Jared Brown	Nathan Boone		Chris Davidson			Bryan O'Neal	
1994	Jared Brown	Nathan Boone		Justin Hodge			Bryan O'Neal	
1995	Jared Brown	Nathan Boone		Justin Hodge			Brian Shemwell	
1996	Jared Brown	Lee Conrad			Kevin Maxfield		Brian Shemwell	
1997		Kyle Myers			Kevin Maxfield		David Maddux	
1998		Ashley Travis			Josh Cozart		Zach Brantley	
1999		Ashley Travis			Josh Cozart		Zach Brantley	
2000		Tyler Guess					Zach Brantley	
2001		Tyler Guess		Jordan Hargis			Zach Brantley	
2002		Tyler Guess		Justin Peek			T.K. Guess	
2003	Cody Robinson	Tyler Guess		Dustin Easley			T.K. Guess	
2004	Cody Robinson			Dustin Easley			T.K. Guess	
2005	Josh Tinsley						T.K. Guess	
2006	Josh Tinsley	Allen Kirk					J.D. Gray	
2007	Josh Tinsley	Allen Kirk					J.D. Gray	
2008	Dirk Hopkins	Allen Kirk					J.D. Gray	
2009	Dustin Roberts	Allen Kirk					J.D. Gray	
2010	Dustin Roberts	Ethan Hill					Travis Gilbert	
2011	Dakota Stone		Dustin Roberts	Wes Evers			Travis Gilbert	Jarrett Smith
2012	Dakota Stone	Seth Birdwell	Dustin Roberts	Alex Cosby			Travis Gilbert	Nick Castiller
2013		Seth Birdwell		Alex Cosby			Travis Gilbert	Nick Castiller
2014	Jacob Russelburg	Seth Birdwell	Tony Hood	Alex Cosby			Jared Lundy	Nick Castiller
2015	Jacob Russelburg	Seth Birdwell	Devin Nesbitt	Alex Cosby	Tyler Coleman		Jared Lundy	Nick Castiller
2016	Jacob Russelburg	Hunter Jones		Payton Riley	Hunter Holeman		Jared Lundy	Kyle Castiller
2017	Jacob Russelburg	Hunter Jones	Ethan Dossett	Payton Riley	Tyler Boone			Kyle Castiller
2018	Parker Johnson	Hunter Jones	Ethan Dossett	Payton Riley	Tyler Boone		Preston Turley	Logan Bailey
2019	Bryson Baker	Hunter Jones	Eli Moss	Trace Derrington	Tyler Boone		Chase Stevens	Logan Bailey
2020	Luke Mundy	Jaxon Hatfield	Micah Newcom	Trace Derrington	Tyler Boone		Casey Cates	Logan Bailey
2021	Luke Mundy	Camron Belcher	Micah Newcom	Trace Derrington			Casey Cates	Logan Bailey
<b>SEASON</b>	<b>8</b>	<b>9</b>	<b>10</b>	<b>11</b>	<b>12</b>	<b>13</b>	<b>14</b>	<b>15</b>

SEASON	16	17	18	19	20	21	22	23
1957								
1958								
1959								
1960								
1961						Dennis Mott		Jimmy Hopper
1962						Dennis Mott		Jimmy Hopper
1963 Blue						Dennis Mott		Jimmy Hopper
1963 White								
1964						Dennis Mott		
1965								Spratt
1966						Ray Davis		Uknown
1967					David Ashton		Gary Bynum	
1968					Gary Winters		Bobby Davis	Tommy Martin
1969	Mike Stokes				David Turley		Randall James	
1970					Steve Tramel	Kenny Champion	Wayne Spurlock	Richard Holloman
1971				Steve Tramel	Jeff McKinney	Jay Tabor	Mitchell Croft	Mike Tosh
1972								
1973								
1974								
1975				Pat Taylor		Stewart Whitt		
1976				Glen Belt	Stewart Whitt	Richard Brantley	Spencer Cozart	
1977				Audrey Belt	Stewart Whitt	Tim Hamby		Mike Conway
1978				Glenn Belt		Tim Hamby	Bart Conway	
1979					Turner Martin	Jim Hall		
1980					Turner Martin	Jim Hall		
1981					Turner Martin			
1982							David McDaniel	
1983							David McDaniel	
1984							Brian Holloman	
1985					Donnie Phillips		Brian Holloman	
1986					Donnie Phillips		Brian Holloman	
1987					Allen Crider		Todd Blackburn	
1988					Allen Crider		Todd Blackburn	
1989					Allen Crider		Todd Blackburn	
1990					Allen Crider		Chad Belt	
1991					Chad Croft		Chad Belt	
1992					Chad Chandler		Chad Belt	
1993					Kris Carlson			
1994								
1995					Jamie Travis		Shane Carter	
1996					Jamie Travis			
1997							Jason Mathieu	
1998					Brandon Carlson		Jason Mathieu	
1999					Brandon Carlson	Tanner Tabor	Bryan Bradham	
2000						David Maddux	Bryan Bradham	
2001						Travis Simpson	Andrew Roberts	
2002					Shawnte Moss	Thiago Pires	Justin Lee	
2003					Shawnte Moss			
2004					Shawnte Moss			
2005					Barrett Sherer		Ryan Parker	
2006								
2007					Robert Cudnik			
2008					Robert Cudnik		Justin Lee	
2009					Robert Cudnik		Justin Lee	
2010					Robert Cudnik	Daniel Wagoner	Trevor Suggs	
2011					Brenden Phillips	Daniel Wagoner	Josh Gaston	Noah Dickerson
2012					Brenden Phillips	Daniel Wagoner	Josh Gaston	Noah Dickerson
2013					Brenden Phillips	Daniel Wagoner	Caleb Sullivan	Noah Dickerson
2014					Jacob Greenwell	Mason Hunt	Dylan Smith	Noah Dickerson
2015	Branen Lamey				Ashton Lamprecht	Kyle Castiller	Dylan Smith	Ethan Dossett
2016	Branen Lamey				Travis Guess		Dylan Smith	Ethan Dossett
2017	Branen Lamey				Travis Guess	Mason Hunt	Caden McCalister	
2018	Branen Lamey				Travis Guess	Luke Mundy	Caden McCalister	Maddox Carlson
2019	Rowen Perkins	Preston Morgeson			Travis Guess	Luke Mundy	Caden McCalister	
2020	Rowen Perkins	Preston Morgeson			Turner Sharp	Levi Piper	Caden McCalister	Tyler Belt
2021	Rowen Perkins	Preston Morgeson				Levi Piper	John Sigler	Tyler Belt
SEASON	16	17	18	19	20	21	22	23

SEASON	24	25	26	27	28	29	30	31
1957								
1958								
1959								
1960								
1961								Bill LeMay
1962								
1963 Blue							Jimmy Hopper	Larry Orr
1963 White								Bill Towery
1964								
1965		Pippi Hardin					Unknown	Brantley
1966		Pippi Hardin						
1967	Eddie Rushing		Pippi Hardin				Bobby Brantley	
1968	Eddie Rushing		Dennis Porter				Robert Kuroda	
1969	Gary Winters		Dennis Porter				Alan Temple	
1970	Gary Winters		Ronnie Beavers				Ricky Guess	
1971	Gary Winters	Mike McConnell	Ronnie Beavers				Pat James	
1972			Ronnie Beavers					
1973								
1974								
1975				Richard Brantley			Danny Hodges	
1976					Brian Guess		David Hodges	
1977					Brian Guess		David Hodges	
1978				Jeff Fox	Marshall Enoch		David Hodges	
1979				Jeff Fox	Marshall Enoch		Curtis Knoth	
1980	Jeff Matz			Jeff Fox	Greg Marrett		Curtis Knoth	
1981	Chuck Barron							
1982	Kevin Brewer		Bobby Belt		Darron Holliman			
1983	Kevin Brewer		Bobby Belt	Donnie Phillips	Darron Holliman			
1984	Rusty Miniard		Bobby Belt		Darron Holliman		Jackie Finch	
1985	Rusty Miniard		Bobby Belt		Darron Holliman		Chad Mott	
1986	Rusty Miniard							
1987	Ronnie Moss		Barry Baird		Kevin Gilbert		Jerry Jessup	
1988	Ronnie Moss		Barry Baird		Kevin Gilbert		Jerry Jessup	
1989	Ronnie Moss				Kevin Gilbert		Jerry Jessup	
1990			Bryan Guess		Kevin Gilbert		Dennis Simmons	
1991			Bryan Guess					
1992	Bryan Patterson		Bryan Guess		Jared Riley		Troy Lynn	
1993			Bryan Guess		Jared Riley			
1994	Jonathon Iddings						Jeremy Poindexter	
1995	Jeremy Wheeler		Chris Templeton				Jeremy Poindexter	
1996	Jeremy Wheeler		Chris Templeton		Steve Thompson		Jeremy Poindexter	
1997	Jeremy Wheeler		Chris Templeton		Steve Thompson			
1998	Jeremy Wheeler		Chris Templeton		Steve Thompson		Daniel Campbell	
1999	Joseph Fowler		Jared Asbridge		Steve Thompson		Daniel Campbell	Vince Mitchell
2000			Jared Asbridge		Dan Counts		Daniel Campbell	
2001			Jared Asbridge		Matt Collins		Daniel Campbell	Tommy Harris
2002	Justin McFarland		Jared Asbridge		Matt Collins			Tommy Harris
2003	Justin McFarland				Matt Collins			
2004	Justin McFarland							
2005	Steven Parker				Gaige Courtney			
2006	Jackie Fletcher				Gaige Courtney		Seth Keene	Justin Rose
2007	Jackie Fletcher		Joey Pluskota		Gaige Courtney		Seth Keene	Andrew Freeman
2008	Jamie Atwell		Joey Pluskota		Gaige Courtney			Andrew Freeman
2009			Bowe Wallace				Bobby Knox	Andrew Freeman
2010	Grant Gardner		Bowe Wallace				Bobby Knox	Andrew Freeman
2011	Grant Gardner	Lane Wallace	Bowe Wallace	Austin Piper			Bobby Knox	
2012	Grant Gardner	Lane Wallace	Trevor Suggs	Devin Hopper			Bobby Knox	
2013	Ethan Hunt	Lane Wallace					Gary McConnell	
2014	Ethan Hunt	Lane Wallace		Clay Croft			Adam Beavers	
2015	Ethan Hunt		Gavin Dickerson				Adam Beavers	
2016	Ethan Hunt							
2017	Douglas Ford							
2018	Douglas Ford		Chase Stevens	Braydon Hill			Jordan Long	
2019	Douglas Ford		Briley Berry	Braydon Hill			Austin Burnes	Preston Turley
2020	Gabe Keller		Briley Berry	Gattin Travis			Case Gobin	Preston Turley
2021	Gabe Keller		Briley Berry	Gattin Travis			Jantzen Fowler	
SEASON	24	25	26	27	28	29	30	31

SEASON	32	33	34	35	36	37	38	39
1957								
1958								
1959							Doug Fox	
1960								
1961								
1962								
1963 Blue								
1963 White								
1964								
1965								
1966	Unknown							
1967	Mike Heffington							
1968	Mike Heffington		Fred Stubblefield					
1969	Mike Heffington							
1970	Pat James		Jeff James					
1971			Kevin Workman					
1972								
1973								
1974								
1975	Mark Hamby	Jimmy Boone	Mike Hunt	Eric Porter				
1976	David Crider	Jeff Parker						
1977	Jeff Matz	Greg West	Jeff McKenney	Jeff Holloman				
1978	Jeff Matz	Brett Ramage						
1979	Jeff Matz							
1980								
1981								
1982			Mike Crabtree			Johnny Crider	Derrick Cozart	
1983			Mike Crabtree			Johnny Crider	Alex Summers	
1984	Stephon Cozart		Mike Crabtree			Johnny Crider		
1985	Stephon Cozart		Mike Crabtree			Nicky Brown		
1986	Eric Henderson					Nicky Brown		
1987	Eric Henderson		Tim Binkley			Nicky Brown		
1988	Eric Henderson		Tim Binkley					
1989	Eric Henderson		Tim Binkley			Donny Beverly		
1990	Chad Perryman		Heath Bull			Donny Beverly		
1991	Chad Perryman		Johnathan Iddings			Donny Beverly		
1992	Chad Perryman		Jeremy Lander			Donny Beverly		
1993	Chad Perryman							
1994	Lee Conrad					David Beverly		
1995	Lee Conrad		Jamie Hunt			David Beverly		
1996			Joey Rich			David Beverly		
1997		Matt Hall	Joey Rich			David Beverly		
1998		Matt Hall	Joey Rich		David Hunt			
1999	Cameron Mays	Matt Hall	Josh James			Zac Beverly		
2000		Matt Hall	Josh James	Demetric Moss		Zac Beverly		
2001	Cameron Mays	Daniel Stoltenberg	Josh James	Demetric Moss		Zac Beverly		Skyeler Robertson
2002	Blake Gardner	Richard Threlkeld	Josh James	Demetric Moss	Josh Franklin	Zac Beverly		Skyeler Robertson
2003	Blake Gardner	Richard Threlkeld	Shawn Farmer	Demetric Moss	Josh Franklin			Skyeler Robertson
2004	Blake Gardner		Shawn Farmer		Josh Franklin			Skyeler Robertson
2005	Blake Gardner	Alex Wood	Shawn Farmer		Josh Franklin			
2006		Alex Wood		Justin Shaw				Daniel Farmer
2007	Terry Werne			Justin Shaw				
2008	Dustin Hernandez	Chris Sitar	Devin Wallace	Bryce Willis	Brandon Beverly			
2009	Dustin Hernandez	Clint Asbridge	Devin Wallace	Bryce Willis	Lasse Thunbo			Josh Gaston
2010	Dustin Hernandez		Isaac Davis	Bryce Willis				Josh Gaston
2011	Dustin Hernandez		Isaac Davis	Bryce Willis			Jamie Atwell	Jamie Laster
2012	Austin Sitar		Nicholas Greenwell				Sakari Kalpio	Dylan Hollis
2013	Austin Sitar		Nicholas Greenwell	Charlie Johnson			Nick Rodgers	Dylan Hollis
2014			Nicholas Greenwell	Charlie Johnson			Cody Belt	Dylan Hollis
2015	Bryce McKinney		Payton Riley	Charlie Johnson			Cody Belt	Dylan Hollis
2016	Alex Marshall			Charlie Johnson			Cody Belt	
2017	Alex Marshall						Cody Belt	
2018	Alex Marshall		Keifer Marshall				Wesley Hincee	Seth Jackson
2019	Alex Marshall		Keifer Marshall				Dalton Wood	Preston Sisco
2020	Noah McGowan		Keifer Marshall	Kekoa Kuamoo			Dalton Wood	Austin Hankins
2021				Kekoa Kuamoo				
SEASON	32	33	34	35	36	37	38	39

SEASON	40	41	42	43	44	45	46	47
1957								
1958								
1959		C.G. Belt	Steve Daniels		Dickie Tabor	Drew Wayland	Clinton Bigham	
1960								
1961	Steinbeck		Fox		Thompson			
1962								
1963 Blue								
1963 White								
1964								
1965	Brantley		Ronnie Mott		Cam Love			
1966	(2x)		Uknown		Cam Love			
1967	Wayne Spratt							
1968			Robert A. Rushing		Paul Damron		Dale Kinnis	
1969			Robert A. Rushing		Ronnie Beavers		Nicky Porter	
1970							Nicky Porter	
1971						Bob Johnson	Nicky Porter	
1972						Bob Johnson	Nicky Porter	
1973								
1974								
1975		Mike Tinsley		Gary McConnell	Don Thomas, Jr.			
1976		Steve Roberts		Gary McConnell	Ricky James			
1977		Tommy Roberson		Brent Jackson	Von Summers	Jerald Penn		
1978		Terry Manke			Brian Campbell	Gerald Penn		
1979				Brent Jackson	David Threlkeld			
1980						Jeff Williams		
1981								
1982	Buddy Napp		John Watson	David Belt	Steve Tinsley	Robby Hosman		
1983	Buddy Napp		John Watson	David Belt		Robby Hosman		
1984	Buddy Napp		John Watson		Terry Crabtree			
1985				Josh Andrews	Terry Crabtree			
1986	Jason Buckman				Terry Crabtree			
1987	Matt Rushing				Terry Crabtree	William Duncan		
1988	Jason McDowell		Sam Fayard	Trent Guess		Tracy Armstrong		
1989	Jason McDowell			Trent Guess	Britt Gilbert	Tracy Armstrong		
1990	Jason McDowell			Trent Guess	Britt Gilbert	Tracy Armstrong		
1991	Jason McDowell			Trent Guess		Tracy Armstrong		
1992	Johnny Blazina		Johnny Newcom		Tom Heaton	Billy Reese		
1993	Johnny Blazina		Johnny Newcom		Tony McDaniel			
1994	Johnny Blazina			Floyd Turley		Leon Rice		
1995	Johnny Blazina		Jared Byford	Floyd Turley	Brian Penn	Leon Rice		
1996	Greg Belt		Jared Byford	Tanner Tabor	Brian Penn			
1997	Greg Belt			Tanner Tabor	Brian Penn			
1998	Greg Belt			Tanner Tabor	Brian Penn			
1999					Ryan Bradham			
2000				Ben Aull	Ryan Bradham			
2001				Ben Aull		Dustin Harris		
2002				Ben Aull	Ryan Bradham	Dustin Harris		
2003					Jacob Courtney	Dustin Harris		
2004					Jacob Courtney			
2005					Jacob Courtney			
2006				Joe Moranz	Jacob Courtney			
2007								
2008								
2009				Jacob Long	Ethan Hill			
2010				Jacob Long	Zach Tinsley			
2011		Alex Yates			Zach Tinsley			
2012		Alex Yates			Zach Tinsley			
2013								
2014					Landon Brooks			
2015					Landon Brooks			
2016								
2017		Lathen Easley						
2018		Lathen Easley		Justin Phillips				
2019		Lathen Easley		Justin Phillips	Noah McGowan			
2020		Lathen Easley		Ty Willingham	Bennett McDaniel			
2021				Ty Willingham	Bennett McDaniel			
SEASON	40	41	42	43	44	45	46	47



SEASON	48	49	50	51	52	53	54	55
1957								
1958								
1959	Rodney Travis	Bill LeMay	Bobby Don Gilland	Maurice Churchill			Jerry Woodall	Bobby Martin
1960								
1961			Singleton	Larry Orr	Walker	Riley		
1962								
1963 Blue			David Haire					
1963 White								
1964								
1965			Uknown	Uknown	Donnie Orr			
1966			Jerry Mills		Uknown			
1967			Harold Holloman		Stan Perryman			
1968			Dale Miller		Joe Porter		Darrell Linzy	
1969					Wayne West		Don Brown	
1970			Tommy Gaston				Don Brown	
1971	Randy Rushing		Tommy Gaston				Don Brown	Gerald Ford
1972			Tommy Gaston					
1973								
1974								
1975			Kent Sturgeon					Bart Conway
1976			Mike Wheeler		Mike Stone	Mark Holloman		Steven Oats
1977			Mike Wheeler		Stewart Crider	Steve Crider		Glenn Jones
1978			Mike Wheeler			Ken Manker		Glenn Jones
1979			Mike Wheeler		Steve Trimble	Bobby Belt		Curtis Franklin
1980					Steve Trimble	Curtis Franklin		David Threlkeld
1981					Steve Trimble			
1982	Bill Sheppard					Anthony Davidson	Jeff Porter	Chris Manley
1983	Bill Sheppard				Jeff Campbell	Anthony Davidson		Chris Manley
1984	Brian Kirby					Chris Manley		
1985						Eddie Dickerson		
1986	Robert Kirby					Eddie Dickerson		
1987	Jason Buckman		Neil Guess		Robert Kirby			
1988	Jason Buckman		Neil Guess		Robert Kirby	Jeff Riley		Nicky Brown
1989	Bobby Hendrix		Lee Boone		Robert Kirby	Jeff Riley		Bryce Winders
1990			Lee Boone		Jason Henderson	Jeff Riley		Bryce Winders
1991			Lee Boone		Jason Henderson	Jeff Riley		Bryce Winders
1992			Lee Boone		Jason Henderson			Bryce Winders
1993	Jaivon Doom				Jason Henderson			
1994	Jaivon Doom							Jamey Mills
1995	Jaivon Doom							Jamey Mills
1996	Jaivon Doom		Tim Grau			Jason Brown		Jamey Mills
1997			Tim Grau			Jason Brown		Jamey Mills
1998	Cameron Mays		M.J. Watson			Jason Brown	Joey Rich	Lucas Mick
1999	Keith Wilcox		M.J. Watson	Jeremy Williams		Jason Brown	Joey Rich	Lucas Mick
2000	Keith Wilcox	Dustin Harris	M.J. Watson	Judd Woodward				Lucas Mick
2001	Keith Wilcox		M.J. Watson	Judd Woodward		Kent Wilcox		Lucas Mick
2002	Keith Wilcox	Jerrod Jennings	Tyler Watson	Judd Woodward				
2003		Jerrod Jennings	Tyler Watson	Ben Aull				
2004			Tyler Watson	Daniel Farmer		Josh Ipock		
2005			Tyler Watson	Daniel Farmer				Drew Curtis
2006						Aaron Berry		Drew Curtis
2007			Kyle Goff			Aaron Berry		Alex Wood
2008				Jacob Long		Aaron Berry	Jackie Fletcher	
2009			Alex Kirby			Aaron Berry	Jackie Fletcher	
2010				Devin Wallace		Cody Caraway	Devin Clark	Dakota Lynch
2011		Devin Wallace	Colton Piper			Cody Caraway	Devin Clark	Dakota Lynch
2012		Andrew Rodgers	Zack Knight			Cody Caraway	Devin Clark	
2013			Shelby Robinson			Cody Caraway		Travis Fitzgerald
2014			Shelby Robinson			Bryce McKinney		Travis Fitzgerald
2015			Shelby Robinson			Devin Hopper	Devin Porter	Travis Fitzgerald
2016			Seth Jackson	Jagger Hayes		Justin Phillips	Devin Porter	Adam Beavers
2017			Brock Langston	Jagger Hayes		Justin Phillips	Devin Porter	Adam Beavers
2018			Brock Langston	Jagger Hayes			Devin Porter	Coleman Stone
2019			Zech McGahan	Jagger Hayes		John Sigler	Zach Counts	Coleman Stone
2020		Ben Dobyns	Zech McGahan	Grayson James		Caden Tramel	Zach Counts	Coleman Stone
2021			Zech McGahan	Grayson James		Kaiden Travis	Zach Counts	Coleman Stone
<b>SEASON</b>	<b>48</b>	<b>49</b>	<b>50</b>	<b>51</b>	<b>52</b>	<b>53</b>	<b>54</b>	<b>55</b>

SEASON	56	57	58	59	60	61	62	63
1957								
1958								
1959			Slick Frazer		Joe Cook			
1960								
1961					Bellar	Bigham		Bradley
1962								
1963 Blue						David Bradley		
1963 White								
1964								
1965					Stan Bailey	David Martin	Unknown	Butch Fletcher
1966					Mark Owen	Tommy Loyd	Unknown	Butch Fletcher
1967					David Cobb		Harold Hina	
1968					David Cobb		Bill Vaughn	
1969					Joe Porter			
1970							Wade Thomas	
1971								
1972							John Brazell	
1973								
1974								
1975							Greg Brantley	Mike Cook
1976					Ken Crider		David Kemper	Marshall Enoch
1977					Jay Wood	David Kemper		Marshall Enoch
1978					Jay Wood	David Kemper	Billy Head	Doug Jones
1979					Jay Wood	David Kemper	Scott Shouse	Billy Mills
1980	Robert Blake						Gerald Cullison / Scott Shouse	Billy Mills
1981					Jeff Landers		Scott Shouse	
1982			Duke Owen		Jeff Jeffress	Johnie Chandler	William Howerton	Wompie Stewart
1983			Duke Owen		Steve Hackney	Johnie Chandler	William Howerton	Wompie Stewart
1984			Duke Owen		Kelly McIntosh	Johnie Chandler	Charles Riley	Wompie Stewart
1985			Duke Owen		Kelly McIntosh		Keith Gilbert	Wompie Stewart
1986			Chad Mott		Kelly McIntosh	Daniel Kemper	Kevin Gipson	
1987			Chad Mott		Daniel Kemper	Charles Cook	Junior Blake	Bill Rhodes
1988			Chad Mott		Daniel Kemper	Charles Cook	Junior Blake	Mark Easley
1989				Dusty Croft	Daniel Kemper	Charles Cook		Mark Easley
1990			Matt Boone	Dusty Croft	Jason Cates	Charles Cook	John Newcom	Mark Easley
1991			Matt Boone	Dusty Croft		Clifford Paddock	John Newcom	
1992					Jamie Belt	Greg Tabor	Jodie Tripp	Jeremy Woodside
1993			Matt Boone		Jamie Belt			Jeremy Woodside
1994				Robby Croft	Jamie Belt			Jeremy Woodside
1995				Robby Croft				Jeremy Woodside
1996			Ronnie Hogan	Robby Croft				
1997				Robby Croft				
1998			Jason Lee	Joey Blazina				
1999		Will Topp	Jason Lee	Joey Blazina		Jonathan Brazell		
2000		Will Topp		Joey Blazina	Grant Patton	Jonathan Brazell		
2001	Nathan Heady	Shane Travis	Brad Hart	Joey Blazina	Josh Jackson	Scott Wooley	Bryan Qualls	
2002	Andy Hunt	Shane Travis	Brad Hart		Josh Jackson		Bryan Qualls	
2003		Shane Travis	Brad Hart		Josh Kaelbli		Bryan Qualls	
2004	Dustin Conner	Jerrold Jennings	A.J. Thompson	Jordan Tinsley	Chase Bingham		Bryan Qualls	
2005	Dustin Conner	Cody Earls	A.J. Thompson	Josh Ipock				
2006	Dylan Clark	Cody Earls	A.J. Thompson	Josh Ipock	Austin McGriff	Dyllan Thornton		
2007	Dylan Clark	Cody Earls	A.J. Thompson	Josh Ipock	Austin McGriff	Dyllan Thornton		
2008	Dylan Clark	Terry Werne		Colton Piper		Dyllan Thornton		
2009	Eli Bebout	Terry Werne	Casey Hamby	Colton Piper			Daniel Price	
2010	Eli Bebout	Terry Werne	Casey Hamby				Daniel Price	
2011	Eli Bebout		Brandon Shinnall	Devin Wallace	Cole Easley		Daniel Price	
2012	Eli Bebout				Andrew Langston	Ryan McDowell	Gus Heidrich	
2013						Nathan Piper		
2014	Joeseeph Estes	Tyler Coleman	Will Dobyns		Gary McConnell	Ross Crider	Justin Prehn	
2015	Joeseeph Estes		Will Dobyns	Jake Gibson	Gary McConnell	Ross Crider		
2016	Joeseeph Estes	Sean O'Leary	Will Dobyns	Jake Gibson			Brady Birk	
2017	Joeseeph Estes	Sean O'Leary		Jake Gibson	Ian Ellington		Brady Birk	
2018	Tucker Sharp	Sean O'Leary	William Engellau	Jake Gibson	Ian Ellington	Ben Evans	Kollin Graham	
2019	Case Gobin	Tucker Sharp	Jake Drawdy	Seth Blackburn	Ian Ellington	Ben Evans	Kollin Graham	
2020	John Sigler	Tucker Sharp			Ian Ellington	Ben Evans	Austin Whitt	
2021	Issac Sarles	Tucker Sharp	Blake French		Hayden Hildebrand	Ben Evans	Austin Whitt	
<b>SEASON</b>	<b>56</b>	<b>57</b>	<b>58</b>	<b>59</b>	<b>60</b>	<b>61</b>	<b>62</b>	<b>63</b>

SEASON	64	65	66	67	68	69	70	71
1957								
1958								
1959							Steve Perryman	Harlan McElhaney
1960								
1961	Gilbert	Farmer					Dwight Little	Maurice Churchill
1962								
1963 Blue							Dwight Little	Larry Brantley
1963 White								
1964								
1965							Ed Hincee	Gerald Kinnin
1966	Uknown						Donnie Ladd	Uknown
1967	Stuart Phillips		Richard Holloman	Mike Byford			Tommy Barnes	
1968	Stuart Phillips		Wayne West	Eddie Shewcraft	Keith Todd			
1969	Stuart Phillips		Richard Holloman	David Cobb	Keith Todd		Danny Stone	
1970	Stuart Phillips	Wayne West			Bob Johnson		Mike Carter	
1971					Darrell Holloman		Don Beavers	Bill Stallion
1972								
1973								
1974								
1975						Greg West		Ronnie Fitzgerald
1976			Kevin Wood			Greg West		
1977			Kevin Wood			A.J. Crawford		Randy Noe
1978	David Threlkeld		Curtis Knoth			Anthony Crawford		Randy Noe
1979	Keith Mills		Craig Dossett		Jay Mills			
1980	Keith Mills		Craig Dossett		Jay Mills			Doug Jones
1981	Keith Mills				Billy Davidson			
1982	Heath Watson	Billy Mills	Craig Dossett		Rodney Croft			Stacey Belt
1983	Heath Watson	Kelly McIntosh	Pete Shaffer		Rodney Croft			Stacey Belt
1984	Heath Watson	Andy Mason	Steve Belt		Rodney Croft			
1985		Andy Mason			Randy Tabor			Stacey Belt
1986	Steve Lynn	Andy Mason	Barkley Hughes		Randy Tabor			
1987	Steve Lynn		Barkley Hughes				Barrett Belt	
1988	Steve Lynn	Darrick Myers	Barkley Hughes		Chad Walker		Barrett Belt	
1989	Brian Patterson	Darrick Myers	Barkley Hughes		Chad Walker		Barrett Belt	John McClanahan
1990	Brian Patterson	Johnathan James			Josh Orr		Barrett Belt	
1991	Brian Patterson	Johnathan James	Britt Gilbert		Josh Orr		John Conrad	
1992	Michael Patterson	Cayce Gass	Britt Gilbert		Josh Orr		John Conrad	Jeff Brantley
1993	Michael Patterson	Bobby West			Josh Orr		John Conrad	
1994	Petey Patterson	Bobby West	David Martin		Todd Bebout		John Conrad	
1995	Petey Patterson	Bobby West	David Martin		Austin Turley			Justin Balcerak
1996		Bobby West	David Martin		Austin Turley		Matt Jent	Justin Balcerak
1997			David Martin		Austin Turley		Matt Jent	Josh Hall
1998					Austin Turley		Matt Jent	Brandon Travis
1999	Tim Grau	Henry Lich	Brent Belt		Mike Wright		Matt Jent	Brandon Travis
2000					Mike Wright		Brandon Cavins	Brandon Travis
2001		Robert Church	Chris Lapp		Justin Baker		Brandon Cavins	Wes Melton
2002	Caleb Schaefer	Mitchell Hewitt	Chris Lapp		Justin Baker			Chris Elder
2003	Caleb Schaefer	Mitchell Hewitt	Sean Winn		Justin Baker		Trent Jennings	Justin Asbridge
2004			Jared Asbridge		Justin Baker		Trent Jennings	Justin Asbridge
2005			Jared Asbridge	Zeke Sorina			Trent Jennings	Justin Asbridge
2006	Wade Bright		Jared Asbridge	Zeke Sorina	Alex Fritz			Justin Asbridge
2007				Zeke Sorina	Alex Fritz			
2008		Austin Chambliss						Jake Urbanowski
2009								
2010	Austin Chambliss							
2011	Austin Chambliss		Noah Hadfield	Brandon Redd				
2012					Nick Robinson			Kenny Todd
2013	Zach Tinsley	Tyler Cummins	Adam Wright					
2014	Jake Ellington		Adam Wright					
2015	Jake Ellington	Drake Kemper	Adam Wright	Christian White				Sean O'Leary
2016			Adam Wright	Christian White				
2017	Benjamin Dobyns	Drake Kemper						
2018	Joseph Peek	Dillion West	Zachariah McGahon	John Sigler	Jacob Kurtz			Jasper Morrison
2019	Joseph Peek	Brady Knight	Trey Swaggirt	Jayden Fowler	Ethan Shewmaker		Deacon Holliman	
2020	Joseph Peek	Travis Blazina	Trey Swaggirt		Ethan Shewmaker		Deacon Holliman	
2021	Jace Adams	Travis Blazina					Deacon Holliman	
<b>SEASON</b>	<b>64</b>	<b>65</b>	<b>66</b>	<b>67</b>	<b>68</b>	<b>69</b>	<b>70</b>	<b>71</b>

SEASON	72	73	74	75	76	77	78	79
1957								
1958								
1959		Carlton Shewcraft	Denzil Johnson	Charles Glore				
1960								
1961	E. Travis	G. Singleton	Brantley	Jarboe				
1962								
1963 Blue								
1963 White	Buddy Singleton							
1964								
1965	Riley	Davenport	Thomas Vaughn					
1966		Ed Davenport	Unknown					
1967	Charles Merritt					Bruce Brantley		
1968	Craig Manley		Jerry Head		James R. Rushing	Gary Hunt	David Hill	
1969				Mike Carter	Bob Johnson	Ricky Guess	Ed Shewcraft	John Barnett
1970			Butch McDowell		Craig Manley			Mike Tosh
1971		Wade Thomas	Butch McDowell	Ricky Guess	Craig Manley			
1972				Ricky Guess				Mike Carter
1973								
1974								
1975	Steve Hill	Tim Binkley	Charles Dunn			Keith Price		
1976	Steve Hill	Tim Binkley	William Sanders	Jimmy Edwards		Keith Price		
1977	Steve Hill	Tim Binkley	Eugene Head	Jimmy Edwards		Keith Price	Kenneth Knoth	Stephen Oates
1978	Steve Hill	Steve Oats	Frankie Head	Jimmy Edwards		John Martin		
1979	Gerald Cullison	Steve Oats			Monty Hill			
1980			Billy Head			Billy McDaniel		
1981	John Martin							
1982	David Millikan	Wes Berry	Derrick Cozart	Steve Cook	Glen Tinsley	Billy McDaniel	Ben Collins	Jeff Campbell
1983	Steve Belt	Wes Berry	Derrick Cozart	Wolf Greenwell	Glen Tinsley	Todd Berry	Ben Collins	
1984	Jeff Campbell	Todd Berry	David Sisco		Glen Tinsley			
1985	Jeff Campbell	Todd Berry		Johnie Young				
1986		Todd Berry	Stephon Cozart	Johnie Young	Paul Beard			J.R. Blake
1987	Bill Robinson	Steve Dickerson	Stephon Cozart	Johnny Young	Eddie Lynn	Bobby Hendrix	Brian Belt	David Morris
1988		John McClanahan		Johnny Young	Eddie Lynn	Bobby Hendrix	Brian Belt	
1989		William Haney	Jaray Threlkeld	Jimmy Green	Eddie Lynn	Joe Estes	Brian Belt	Todd Campbell
1990		William Haney	Jaray Threlkeld	Jimmy Green	Scotty Nichols	Blair Winders	Billy Moore	
1991		Scotty Nichols	Jaray Threlkeld	Jimmy Green		Blair Winders	Paul Trammel	Jarret Crider
1992		Scotty Nichols	Jaray Threlkeld	Bradley Guess	Mitchell Mattingly	Blair Winders		William Haney
1993	Jimmy Dalton	Scotty Nichols			Kyle Tercero	Blair Winders		
1994	Ken Hardesty	Cliff Paddock			Kyle Tercero		Jeromy Watson	
1995					Kyle Tercero			
1996	Brad Madden				Adam Young	Terry Woodall		
1997						Will Topp		Johnny Duncan
1998	Jeremy Tabor			Jonathan Sunderland	Adam Young	Terry Woodall		Johnny Duncan
1999	Jeremy Tabor			Jonathan Sunderland	Judd Woodward	Andy Hunt		Johnny Duncan
2000				Jonathan Sunderland	Chad Copeland	Brian Jackson		Jordan Roberts
2001	David King			Jonathan Sunderland				Jordan Roberts
2002	David King			Roger Sunderland		Dustin Lanham		Jordan Roberts
2003	David King			Roger Sunderland	Chad Copeland	Dustin Lanham		Jordan Roberts
2004	David King			Roger Sunderland	Richard Threlkeld	Dustin Lanham		
2005				Roger Sunderland	Richard Threlkeld	Dustin Lanham		John Alvis
2006	Michael Story			Nic Duncan	David Turner			
2007								
2008						Elliot Day		Korey Mayes
2009			Stephon Cozart		Zac Collins	Elliot Day		Korey Mayes
2010			Stephon Cozart		Dugan Overfield	Elliot Day		Korey Mayes
2011	Austin Dunkerson		Stephon Cozart	Levite Biddle	Dugan Overfield	Elliot Day		Korey Mayes
2012	Austin Dunkerson		Stephon Cozart	Austin McKinney	Dugan Overfield			Travis McKinney
2013	Dakota Koerner			Austin McKinney				Travis McKinney
2014	Dakota Koerner			Austin McKinney	Aaron Lucas	Blake Floyd		Travis McKinney
2015	Dakota Koerner		Aaron Kirk	Austin McKinney	Travis Kinnis	Blake Floyd		Travis McKinney
2016	Dakota Koerner			Riley Gobin	Travis Kinnis	Alex Tucker		
2017	Dylan Peek			Riley Gobin	Travis Kinnis	Alex Tucker		
2018	Dylan Peek		Holden Cooksey	Riley Gobin	Travis Kinnis	Alex Tucker		Dylan Yates
2019			Holden Cooksey	Riley Gobin	Jordan Urbanowski			Dylan Yates
2020	Walker Phillips		Holden Cooksey	Thayden Jurek		Hurst Miniard		Dylan Yates
2021	Phoenix Mayes		Holden Cooksey	Thayden Jurek		Hurst Miniard		Dylan Yates
<b>SEASON</b>	<b>72</b>	<b>73</b>	<b>74</b>	<b>75</b>	<b>76</b>	<b>77</b>	<b>78</b>	<b>79</b>

SEASON	80	81	82	83	84	85	86	87
1957								
1958								
1959							Sammy Lucas	
1960								
1961	Manley	Howard Crider	Watson	Belt	Benton	Tyner		
1962								
1963 Blue		Ronnie Mott	Edward Vied					
1963 White	Jamie Champion							
1964								
1965	Donnie Phillips	Bill Towery	McGill	Uknown	Frank Head			
1966	Bill Towery	Uknown	Uknown	Uknown	Frank Head	Courtney Walker		
1967	Frank Head				Mike Hamilton		Randy Nesbitt	Wayne Kelly
1968	Curtis Turley		Larry Haire		Mike Hamilton		Jerry Wheeler	Doug Davis
1969	Craig Manley	Tommy Gaston	Curtis Turley		Mike Hamilton			Jerry Wheeler
1970	Alan Temple	Darrell Holloman	Randy James					Bennet Smith
1971		Jeff James	Randy James					Mike Tosh
1972			Eddie Perryman					Mike Tosh
1973								
1974								
1975	Mike Templeton		David Hodges			Mike Norman		Donnie Mills
1976	Greg McCord		Bart Conway			Scott Campbell		Richard Haviland
1977	Greg McCord		Bart Conway			Scott Campbell		Jesse Hodge
1978	Brent Jackson		Tim Holloman			Jeff McKinney		Jesse Hodge
1979	Glenn Jones		Eric Shewcraft					
1980	Glenn Jones		Eric Shewcraft					
1981								
1982	Jeff Williams		Hank Mills		Kayle Malcom	Curtis Franklin	Brian McKinney	Robert Blake
1983	David Millikan		Hank Mills		Kayle Malcom			Jeff Porter
1984					Kayle Malcom	Todd Turley		Jeff Porter
1985			Zac Greenwell		Scott Brown	Jeff Zimmerman	Steve Champion	Jeff Porter
1986			Casey Tucker				Steve Champion	
1987	Jeff Holman		Casey Tucker		Scott Brown	Jason Fowler		Shawn Williams
1988			Casey Tucker		Scott Brown		Billy Don Wheeler	
1989							Billy Don Wheeler	
1990	Jason Berry						Billy Don Wheeler	Chris Wynn
1991	Jason Berry						Billy Don Wheeler	
1992	Jason Berry					Floyd Turley		Cliff Paddock
1993	Jason Berry		Jeremy Poindexter		Russell Roberts	Floyd Turley	Tony Lester	Cliff Paddock
1994	Michael McMackin		Jared Boone		Russell Roberts	Scotty Howard		
1995			Jared Boone			Scotty Howard	Terry Woodall	Todd Bebout
1996	Michael Croft				Matt Faith	Jeremy Long		Todd Bebout
1997					Matt Faith		Jamie Pigg	Todd Bebout
1998	Matt Mattingly						Jordan Yates	
1999	Matt Mattingly		Toby Hughes		Chris Lapp	Shawn Lanham	Jordan Yates	Andrew Gobin
2000					Chris Lapp	Shawn Lanham		Andrew Gobin / Ross Atwell
2001			Sean Steele		Edward Walton	Shawn Lanham	James Riley	Joseph Brazell
2002			Cory Hamby		Kirk Stone	Shawn Lanham	James Riley	Joseph Brazell
2003	Joe Brooks		Cory Hamby		Kirk Stone	Cory Rowley		Joseph Brazell
2004			Cory Hamby		Kirk Stone			
2005	Kogan Sherer		Cory Hamby		Kirk Stone	Dustin Whitaker	Keathley Brown	
2006			Chris Copeland		Logan Owen	Dustin McConnell	Keathley Brown	
2007	Josh Urbanowski		Chris Copeland			Dustin McConnell	Keathley Brown	
2008	Josh Urbanowski		Chris Copeland		Robert Franklin	Dustin McConnell	Zach O'Neal	
2009	Tommy Templeton		Chris Copeland				Devin Clark	
2010	Tommy Templeton				Virgil Davidson	Corey Shewcraft		
2011	Robert Franklin					Corey Shuecraft		
2012	Tony Hood					Travis Fitzgerald		
2013	Tony Hood					Jake Ellington		
2014								
2015	Tony Hood					Will Perkins		
2016						Will Perkins		
2017						Noah Perkins		
2018						Noah Perkins		
2019	Issac Sarles					Noah Perkins		
2020	Issac Sarles					Noah Perkins		
2021	Jason Millikan							
SEASON	80	81	82	83	84	85	86	87

SEASON	88	89	90	91	92	93	94	95	96
1957									
1958									
1959	Gary Brantley								
1960									
1961	Unknown								
1962									
1963 Blue									
1963 White									
1964									
1965									
1966									
1967	Jerry Morris								
1968	Jerry Morris								
1969	Gary Cline								
1970	John Brazell								
1971	Alan Temple								
1972	Alan Temple								
1973									
1974									
1975		Ricky Boyd							
1976	Jeff McKinley								
1977	Kenneth Fitzgerald	Tim Holloman							
1978	Greg Holloman								
1979	Craig McDaniel								
1980									
1981									
1982	Mike Coleman		Jimmy Bauer						
1983	Marty Garrett		David Sisco						
1984	Steve Champion								
1985									
1986									
1987	Scott Martin								
1988									
1989									
1990	Kenny Green								
1991									
1992	Shane Sexton								
1993	Shane Sexton								
1994	Shane Carter								
1995									
1996									
1997			Adam Young						
1998									
1999									
2000									
2001									
2002			Marc Hocking						
2003									
2004									
2005									
2006									
2007									
2008									
2009									
2010									
2011									
2012									
2013									
2014									
2015									
2016									
2017									
2018									
2019									
2020	Bryson Baker								
2021	Bryson Baker								
SEASON	88	89	90	91	92	93	94	95	96

SEASON	97	98	99
1957			
1958			
1959			
1960			
1961			
1962			
1963 Blue			
1963 White			
1964			
1965			
1966			
1967			
1968			
1969			
1970			
1971			
1972			
1973			
1974			
1975			
1976			
1977			
1978			
1979			
1980			
1981			
1982			
1983			
1984			
1985			
1986			
1987			
1988			
1989			
1990			
1991			
1992			
1993			
1994			
1995			
1996			
1997			
1998			
1999			
2000			
2001			
2002			
2003			
2004			
2005			
2006			
2007			
2008			
2009			
2010			
2011			
2012			
2013			
2014			
2015			
2016			
2017			
2018			
2019			
2020			
2021			
SEASON	97	98	99

## All- State Team Members

### 1<sup>st</sup> Team – Class A

- 1963 – Jamie Champion, Offensive End (AP)
- 1964 – Jamie Champion, Offensive End (AP)
- 2004 – T.K. Guess, DB (KentuckyPreps.com)

### 2<sup>nd</sup> Team

- 1985 – Denis Hodge, DB (Courier Journal)
- 1988 – Ronnie Moss, HB (Associated Press)

### 2nd Team – Class A

- 2004 – Austin Berry, QB and Dustin Lanham, DL (KentuckyPreps.com)

### 3<sup>rd</sup> Team

- 1963 – Jimmy Hopper, Back (Associated Press)
- 1985 – Wompie Stewart, LB (Courier Journal)
- 1999 – Josh Cozart, LB (Courier Journal)
- 2020 – Tyler Boone, LB (Courier Journal)

### Honorable Mention

- 1963 – Jimmy Hopper, Back; Dennis Mott, Back; Buddy Singleton, Tackle; and Jamie Champion, End (Courier Journal)
- 1964 – Dennis Mott (AP & Lexington Herald Leader) and Jamie Champion (AP)
- 1968 – Mike Heffington and Bob Buckalew
- 1969 – Mike Heffington (Courier Journal)
- 1972 – Bob Johnson
- 1974 – Mike Taylor
- 1975 – Greg Brantley, Guard, and Danny Hodges, Back (Associated Press)
- 1976 – Jimmy Hughes and Mark Holloman (Associated Press)
- 1981 – Turner Martin (Courier Journal)
- 1983 – David Belt, CB (Associated Press)
- 1984 – Denis Hodge, DB (Courier Journal)
- 1985 – Jeff Campbell, OT; Wompie Stewart, LB; and Denis Hodge, CB (Associated Press)
- 1986 – Donnie Phillips, FB (Associated Press); Donnie Phillips, Stephon Cozart, Rusty Miniard, and Andy Mason (Courier Journal)
- 1988 – Ronnie Moss (Courier Journal)

- 1989 – Ronnie Moss (AP)
- 1992 – Scotty Nichols
- 1993 – Chad Perryman, WR (Courier Journal)
- 1998 – Adam Young
- 1999 – Josh Cozart, LB (Associated Press)
- 2001 – Lucas Mick (Associated Press)
- 2004 – T.K. Guess, WR and Blake Gardner, RB (KentuckyPreps.com)
- 2005 – T.K. Guess, WR (Courier Journal)
- 2006 – A.J. Thompson, DL (Associated Press)
- 2009 – Aaron Berry, DL (Courier Journal); Aaron Berry, DL (West Kentucky Coaches Association)
- 2017 – Ethan Dossett, WR (Associated Press and Courier Journal)
- 2018 – Ethan Dossett, WR (Associated Press and Courier Journal) and Devin Nesbitt, RB (Associated Press)
- 2020 – Braxton Winders, P (Associated Press and Courier Journal) and Dylan Yates, DL (Associated Press and Courier Journal)

## Kentucky All-Star Team

- 1964 – Dwight Little (West vs. East)
- 1965 – Jamie Champion, TE (West vs. East)
- 1985 – Denis Hodge, WR (vs. Tennessee)
- 1999 – Josh Cozart, DL (vs. Tennessee)

## Western Kentucky vs. Southern Illinois All-Star Game Selection

- 2010 – Tanner Nix and Andrew Freeman  
Alternate: Brian Berry

## Courier-Journal

### Class A Coach of the Year

- 1985 – Pat Gates

## Kentucky High School Football Coach of the Year

- 1985 – Pat Gates



## East vs. West All-Star Game Selection

- 1986 - Donnie Phillips, FB  
1990 - Charles Cook, Kevin Gilbert, and Jason Rushing  
1995 - Floyd Turley, Petey Patterson, and Jeremy Woodside  
1996 - Jared Champion, Jaivon Doom, Jeremy Poindexter, Brian Shemwell, and Bobby West  
1997 - David Beverly, David Martin, and Robby Croft  
1998 - Doug Campbell, Austin Turley, and Adam Young  
1999 - Tanner Tabor, Matt Jent, Joey Rich, Josh Cozart, Brad Madden, and Steve Thompson  
2000 - Brandon Travis, DE; Will Topp, DE; and David Maddux, RB  
2001 - Lucas Mick, Nathan Heady, & David Hunt  
Alternates: Matt Mattingly, Zach Brantley, and Lance Lynn  
2002 - Zac Beverly. Alternate: Andy Hunt  
2003 - Jordan Roberts, Sean Thompson, and Ben Aull  
Alternate: Demetric Moss  
\*\*\**East/West All Star Game Ended in 2003*

## Kentucky Football Coaches Association Player of the Year

### District 1, Class A

- 2008 – J.D. Gray, QB/S  
2016 – Devon Nesbitt, RB/DB  
2017 – Hunter Boone, QB  
2018 – Hunter Boone, QB  
2020 – Caden McCalister, LB/RB

### District 2, Class A

- 2001 – Nathen Heady, DL  
2005 – T.K. Guess, WR/DB

## Kentucky Football Coaches Association Coach of the Year

### District 1, Class A

- 2008 – Al Starnes  
2017 – Al Starnes  
2019 – Sean Thompson  
2020 – Sean Thompson

## Joe Russell Distinguished Leadership Award (West Kentucky Football Conference)

2015 – Al Starnes

## AAA All-District Team

1980 - Turner Martin, QB; Greg Marret, FB; Von Summers, LB; Eric Shewcraft, End; & David Threlkeld, OG

## Paducah Sun All-Purchase Team

- 2008 – Gaige Courtney, LB; Rodney Robertson, RB; & Al Starnes, Coach  
2009 – Aaron Berry, DL and J.D. Gray, DB  
2011 – Stephon Cozart, OL  
2017 – Adam Beavers, DL and Al Starnes, Coach  
2018 – Devon Nesbitt, RB and Sean O’Leary, DL  
2019 – Xander Tabor, FLEX  
2020 – Braxton Winders, P, Dylan Yates, DL, and Tyler Boone, LB

### 2<sup>nd</sup> Team

1992 – Donny Beverly, FB; Britt Gilbert, OG; and Scotty Nichols, DT

### Honorable Mention

- 2018 – Hunter Boone, QB, Tyler Boone, LB, Gavin Dickerson, LB, Ethan Dossett, WR, Brock Langston, OL, Xander Tabor, RB/DB  
2019 – Caden McCalister, LB and Tyler Boone, LB

## Evansville Courier All-West Team

1975 – Greg Brantley, Mike Cook, and Danny Hodges

## Evansville Courier All-West Team

1986 – Donnie Phillips, FB

## Evansville Courier All-A Team

1992 – Britt Gilbert, OL; Jamie Curtis, QB; and Donny Beverly, DB

## Murray Ledger & Times All-West Kentucky Team

### 1<sup>st</sup> Team

2015 – Travis Fitzgerald, DL  
2015 – Dylan Smith, LB

### 2<sup>nd</sup> Team

2015 – Travis Fitzgerald, OL  
2015 – Travis McKinney, DL  
2015 – Seth Birdwell, DB

### Honorable Mention

2015 – Nick Castiller, QB

## All-West Kentucky Conference 1<sup>st</sup> Team

1958 – Jerry Woodall, G  
1959 – Jerry Woodall, G  
1960 – Joe Cook, G  
1961 – None.  
1962 – None.  
1963 – Jimmy Hopper, FB and Jamie Champion, End  
1964 – Jamie Champion  
1965 – Don Phillips, End (Class A Only)  
1966 – Jerry Mills, DG  
1967 – None.  
1968 – Bob Buckalew, DHB (Class A Only) and Mike Heffington, LB (Class A Only)  
1969 – Mike Heffington, LB (Class A Only)  
1970 – None.  
1971 – Gary Winters, DB, Wayne West, G, & Mike Tosh, LB (Class A Only)  
1972 – Mike Sutton, QB, Mike Tosh, OE, Ricky Guess, DE, and Bob Johnson, LB

1973 – Mike Taylor, HB and Steve Tramel, OLB

1974 – Randy Poindexter, LB



Randy Poindexter

1975 – Mark Holloman, C; Greg Brantley, G; Donnie Mills, End; Danny Hodges, RB; Mike Cook, DE; Mike Hunt, LB; and Mark Hamby, DB

1976 – Mark Holloman, DT and Jimmy Hughes, S

1977 – Keith Price, DT; Scott Campbell, OE;

Clifton Etheridge, LB; & Tim Binkley, OT

1978 – None.

1979 – Mike Wheeler, C & Jeff Matz, RB

1980 – Turner Martin, QB; Greg Marret, RB; Von Summers, LB; Eric Shewcraft, Split End; David Dodd, P; and David Threlkeld, OG

1998 – Adam Young

2001 – Nathan Heady, DL

2008 – Gaige Courtney, LB

2015 – Nick Castiller, QB

2017 – Ethan Dossett, WR

2018 – Ethan Dossett, WR

### Small School (1A, 2A, & 3A) – 1<sup>st</sup> Team

2006 – A.J. Thompson, DT

2007 – Dylan Clark, DE

2008 – Gaige Courtney, LB; J.D. Gray, DB; Rodney Robertson, RB; and Dyllan Thornton, LB

2009 – Dylan Clark, DE and Aaron Berry, DT

2010 – Stephon Cozart, OL

2011 – Stephon Cozart, OL

## All-West Kentucky Conference Team Selections

### 1981 - Selections, if any, unknown.

- 1982 - Craig Dossett, DT; Curtis Franklin, DE; and Billy Mills, LB
- 1983 - Al Simmons, QB; Derrick Cozart, DG; David Belt, CB; and Chris Manley, C
- 1984 - Johnie Chandler, OG; Johnny Crider, RB; Alex Summers, DE; Wompie Stewart, LB; and Denis Hodge, CB
- 1985 - Wompie Stewart, LB; Donnie Phillips, LB; Andy Mason, DT; Darron Holliman, DE; Jeff Porter, DE; Denis Hodge, Flanker; Mike Crabtree, FB; Duke Owen, C; Jeff Campbell, OT; and Buddy McDaniel, PK
- 1986 - Donnie Phillips, FB; Rusty Miniard, TB; Stephon Cozart, DG; Andy Mason, OT; Kelly McIntosh, OG; Zac Greenwell, DB; Brian Holloman, WR; Aaron Summers, DE; and Josh Andrews, LB
- 1987 - Chad Mott, OT; Jerry Jessup, SE; Josh Andrews, LB; Ronnie Moss, RB; and Aaron Summers, TE
- 1988 - Chad Mott, DT; Nicky Brown, P; Aaron Summers, OLB; Josh Andrews, ILB; David Cozart, QB; and Ronnie Moss, HB
- 1989 - Barkley Hughes, Tim Binkley, and Eric Henderson
- 1990 - Charles Cook, Kevin Gilbert, and Jason Rushing
- 1991 - Jamie Curtis, Chad Perryman, Donny Beverly, Scotty Nichols, Matt Boone, and Britt Gilbert
- 1992 - Donny Beverly, RB; Dusty Croft, OG; Jamie Curtis, QB; Britt Gilbert, DL; Chad Belt, LB; Scotty Nichols, DL; and Chad Perryman, WR
- 1993 - Jody Porter, RB; Johnny Newcom, TE; Blair Winders, OL; Chad Perryman, WR; Scotty Nichols, DT; John Conrad, DE; Josh Orr, LB; and Matt Boone, LB
- 1994 - Cliff Paddock LB/P and Jamie Belt, DT
- 1995 - David Beverly. Other selections, if any, unknown.**
- 1996 - Jamey Mills, Todd Bebout, Javion Doom, Jeremy Poindexter, Jared Brown, Doug Campbell, Jared Champion, David Beverly, Brian Shemwell, and Bobby West
- 1997 - David Beverly, RB; David Martin; Robby Croft;

- Doug Campbell, QB; and Greg Belt, FB
- 1998 - Doug Campbell, QB; Greg Belt, FB; Brian Penn, LB; Brad Madden, RB; Chris Templeton, RB; Matt Jent, OG; Lucas Mick, OG; Josh Cozart, LB; Joey Rich, LB; Tanner Tabor, S; Ryan Beavers, S; Jeremy Wheeler, CB; Adam Young, DE; and Austin Turley, DT
- 1999 - Tanner Tabor, S; Josh Cozart, LB; Joey Rich, LB; Matt Jent, DE; Steve Thompson, RB; Brad Madden, RB; Ryan Beavers, QB; Lucas Mick; Tim Grau, DE; and Brandon Carlson, RB
- 2000 - David Maddux, Brandon Travis, Will Topp, and Lucas Mick
- 2001 - Lucas Mick, Nathan Heady, Zac Beverly, Lance Lynn, Cameron Mays, M.J. Watson, Daniel Campbell, Jared Asbridge, David Hunt, Zach Brantley, & Matt Mattingly
- 2002 - Ryan Bradham, S; Jared Asbridge, RB, Zac Beverly, DE; Josh James, DB; Keith Wilcox, LB; Shawn Lanham, TE; Chris Lapp, DT; Judd Woodward, LB; Cody Hunt, S; Sean Thompson, QB; & Jordan Roberts, DT
- 2003 - Ben Aull, DE; Blake Gardner, RB; Brad Hart, LB; Demetric Moss, LB; Jordan Roberts, DE; T.K. Guess, RB; & Sean Thompson, QB
- 2004 - George Congenie, Jerrod Jennings, Josh Franklin, Dustin Lanham, Brad Hart, Jacob Courtney, Austin Berry, T.K. Guess, Blake Gardner, Shawnte Moss, and Cory Hamby
- 2005 - Austin Berry, George Congenie, Shawn Farmer, Josh Franklin, Blake Gardner, T.K. Guess, Cory Hamby, Dustin Lanham, Barrett Sherer, A.J. Thompson, and Tyler Watson
- 2006 - Justin Asbridge, Aaron Berry, Gaige Courtney, Jacob Courtney, Taylon Polk, Jeramie Sorina, and A.J. Thompson, DT
- 2007 - Dylan Clark, DE; Josh Ipock; Rodney Robertson; Alex Wood; Gaige Courtney; Aaron Berry; and J.D. Gray
- 2008 - J.D. Gray, J.R. Adams, Gaige Courtney, Dyllan Thornton, Terry Werne, Rodney Robertson, Dylan Clark, Andrew Freeman, Aaron Berry, Brian Berry, and Joey Pluskota
- 2009 - Aaron Berry, DT; Dylan Clark, DE; J.D. Gray, QB; Andrew Freeman, RB; Dyllan Thornton, LB; Brian

Berry, RB; Tanner Nix, DB; Terry Werne, OL; &  
Jackie Fletcher, OL

2010 - Tanner Nix, WR; Andrew Freeman, RB; Brian  
Berry, QB; Terry Werne, DE; Robert Cudnik, DB;  
Dustin Hernandez, WR; Eli Bebout, DE; &  
Stephon Cozart, OL

2011 - Stephon Cozart, Bryce Willis, Bobby Knox, Grant  
Gardner, Devin Clark, & Travis Gilbert

**2012 - Selections unknown, if any.**

**2013 - Selections unknown, if any.**

2014 - Noah Dickerson, Lane Wallace, Travis McKinney,  
Nick Castiller & Dylan Hollis

**2015 - Selections unknown, if any. 1<sup>st</sup> team only.**

**2016 - Selections unknown, if any.**

2017 - Adam Beavers, Gavin Dickerson, Hunter Boone,  
Devon Nesbitt, Ethan Dossett, Branen Lamey,  
Brady Birk, Sean O'Leary, Cody Belt, Brock  
Langston, & Tyler Boone

2018 – Ethan Dossett, Hunter Boone, Devon Nesbitt,  
Brock Langston, Devin Porter, Tyler Boone, Sean  
O'Leary, Gavin Dickerson, Lathen Easley, Branen  
Lamey, & Payton Riley

2019 – Riley Gobin, Ian Ellington, Tyler Boone, Caden  
McCalister, Braxton Winders, Dylan Yates, Noah  
McGowan, Preston Turley, Preston Morgeson,  
Xander Tabor, & Lathen Easley

2020 – Tyler Boone, Braxton Winders, Dylan Yates,  
Caden McCalister, Lathen Easley, Xander Tabor,  
Ian Ellington, Preston Turley, Noah McGowan,  
Preston Morgeson, & Logan Bailey

## Team MVP

1957 – **Unknown**  
1958 – **Unknown**  
1959 – **Unknown**  
1960 – **Unknown**  
1961 – **Unknown**  
1962 – **Unknown**  
1963 – **Unknown**  
1964 – **Unknown**  
1965 – **Unknown**  
1966 – **Unknown**  
1967 – **Unknown**  
1968 – **Unknown**  
1969 – **Unknown**  
1970 – **Unknown**  
1971 – Mike Tosh  
1972 – Bob Johnson  
1973 – Steve Tramel  
1974 – Randy Poindexter  
1975 – Mike Hunt and Mike Cook  
1976 – Jimmy Hughes  
1977 – Scott Campbell  
1978 – Steve Hill  
1979 – Brent Jackson and David Kemper  
1980 – **Award Not Presented**  
1981 – **Award Not Presented**  
1982 – **Award Not Presented**  
1983 – David Belt  
1984 – Alex Summers  
1985 – **Unknown**  
1986 – Rusty Miniard  
1987 – **Award Not Presented**  
1988 – Ronnie Moss  
1989 – Jerry Jessup  
1990 – Jason Rushing  
1991 – Jamie Curtis  
1992 – Donny Beverly  
1993 – Chad Perryman  
1994 – Cliff Paddock  
1995 – David Beverly  
1996 – David Beverly  
1997 – David Beverly  
1998 – Doug Campbell

1999 – Joey Rich  
2000 – Zach Brantley  
2001 – David Hunt  
2002 – Sean Thompson  
2003 – Sean Thompson and Jordan Roberts  
2004 – T.K. Guess  
2005 – T.K. Guess and Blake Gardner  
2006 – Jeramie Sorina  
2007 – Rodney Robertson  
2008 – Gaige Courtney  
2009 – J.D. Gray  
2010 – Tanner Nix  
2011 – Bryce Willis  
2012 – Bobby Knox  
2013 – Lane Wallace  
2014 – Lane Wallace and Noah Dickerson  
2015 – Dylan Hollis and Nick Castiller  
2016 – Ethan Hunt  
2017 – Adam Beavers  
2018 – Devon Nesbitt  
2019 – Xander Tabor  
2020 – Tyler Boone

## Team Offensive MVP

1957 – <b>Unknown</b>	1999 – Steve Thompson
1958 – <b>Unknown</b>	2000 – David Maddux
1959 – <b>Unknown</b>	2001 – David Hunt
1960 – <b>Unknown</b>	2002 – Sean Thompson
1961 – <b>Unknown</b>	2003 – Sean Thompson
1962 – <b>Unknown</b>	2004 – Austin Berry
1963 – <b>Unknown</b>	2005 – T.K. Guess
1964 – <b>Unknown</b>	2006 – Jeramie Sorina
1965 – <b>Unknown</b>	2007 – J.D. Gray
1966 – <b>Unknown</b>	2008 – J.D. Gray
1967 – <b>Unknown</b>	2009 – J.D. Gray
1968 – <b>Unknown</b>	2010 – Tanner Nix
1969 – <b>Unknown</b>	2011 – Grant Gardner
1970 – <b>Unknown</b>	2012 – Grant Gardner
1971 – <b>Award Not Presented</b>	2013 – Lane Wallace
1972 – <b>Award Not Presented</b>	2014 – Nick Castiller
1973 – <b>Award Not Presented</b>	2015 – Nick Castiller
1974 – <b>Award Not Presented</b>	2016 – Ethan Hunt
1975 – <b>Award Not Presented</b>	2017 – Devon Nesbitt, Ethan Dossett and Hunter Boone
1976 – <b>Award Not Presented</b>	2018 – Devon Nesbitt
1977 – <b>Award Not Presented</b>	2019 – Xander Tabor
1978 – <b>Award Not Presented</b>	2020 – Xander Tabor
1979 – <b>Award Not Presented</b>	
1980 – <b>Award Not Presented</b>	
1981 – Turner Martin	
1982 – Steve Tinsley	
1983 – Al Simmons	
1984 – Denis Hodge	
1985 – <b>Unknown</b>	
1986 – Rusty Miniard	
1987 – Ronnie Moss	
1988 – <b>Award Not Presented</b>	
1989 – <b>Award Not Presented</b>	
1990 – <b>Award Not Presented</b>	
1991 – <b>Award Not Presented</b>	
1992 – Donny Beverly	
1993 – Jody Porter	
1994 – Jody Porter	
1995 – David Beverly	
1996 – David Beverly	
1997 – David Beverly	
1998 – Brad Madden	

## Team Defensive MVP

1957 – **Unknown**  
1958 – **Unknown**  
1959 – **Unknown**  
1960 – **Unknown**  
1961 – **Unknown**  
1962 – **Unknown**  
1963 – **Unknown**  
1964 – **Unknown**  
1965 – **Unknown**  
1966 – **Unknown**  
1967 – **Unknown**  
1968 – **Unknown**  
1969 – **Unknown**  
1970 – **Unknown**  
1971 – **Award Not Presented**  
1972 – **Award Not Presented**  
1973 – **Award Not Presented**  
1974 – **Award Not Presented**  
1975 – **Award Not Presented**  
1976 – **Award Not Presented**  
1977 – **Award Not Presented**  
1978 – **Award Not Presented**  
1979 – **Award Not Presented**  
1980 – **Award Not Presented**  
1981 – Billy Mills  
1982 – Billy Mills  
1983 – David Belt  
1984 – Alex Summers  
1985 – **Unknown**  
1986 – Stephon Cozart  
1987 – Josh Andrews  
1988 – **Award Not Presented**  
1989 – Barkley Hughes  
1990 – **Award Not Presented**  
1991 – **Award Not Presented**  
1992 – Chad Belt  
1993 – Matt Boone  
1994 – Cliff Paddock  
1995 – Floyd Turley  
1996 – David Beverly  
1997 – David “Bubba” Martin  
1998 – Josh Cozart

1999 – Josh Cozart  
2000 – Keith Wilcox  
2001 – Lance Lynn  
2002 – Zac Beverly  
2003 – Demetric Moss  
2004 – Brad Hart and Blake Gardner  
2005 – Blake Gardner  
2006 – Justin Asbridge  
2007 – Gaige Courtney  
2008 – Gaige Courtney  
2009 – Dylan Clark  
2010 – Stephon Cozart  
2011 – Bobby Knox  
2012 – Bobby Knox  
2013 – Brenden Phillips  
2014 – Dylan Hollis  
2015 – Dylan Hollis  
2016 – Gavin Dickerson  
2017 – Adam Beavers  
2018 – Sean O’Leary  
2019 – Tyler Boone and Caden McCalister  
2020 – Tyler Boone