

2020 NEBRASKA DEER HARVEST REPORT



ABOUT THIS REPORT

Deer seasons are developed under the following objective:

Provide quality hunting and viewing opportunities within the limits of the deer resource while maintaining deer numbers at a level that most landowners will accept in terms of damage.

Deer season recommendations are derived from input from landowners, hunters, general public and staff, and may include data from landowner surveys, crop damage reports, deer vehicle collisions, deer harvest, hunter opinion and disease concerns.

This report is a summary of harvest data from 2020 and previous years. Hunters are required to report harvested deer in Nebraska, through either in person checkstations and Telecheck, depending on season. Deer harvested outside the November Firearm season are required to be checked in via the NGPC Telecheck process. Due to COVID-19 concerns, in person checkstations were suspended in 2020 and all deer were checked via Telecheck. In normal years, 30-40% of all deer harvested are aged at checkstations providing high confidence in age data.

Harvest and permit data are reported on the following pages by permit and deer management unit.

2020 DEER SEASON HARVEST

Table 1. 2020 Either sex/buck only permit harvest.

| Permit | Quota | Sold | Bag Limit | Harvest | | | | | % Success | |
|------------------------------|---------------|---------------|----------------------------|---------------|---------------|--------------|--------------|------------|-----------------|-----------|
| | | | | Total | WT | | MD | | 1 st | Bonus |
| | | | | | B | AO | B | AO | | |
| Blue Northwest | 2200 | 2198 | 1 AD | 958 | 731 | 225 | 2 | 0 | 43% | |
| Blue Southeast | 3500 | 3495 | 1 AD | 1492 | 1241 | 245 | 5 | 1 | 43% | |
| Buffalo MDCA | 1000 | 999 | 1 AD ² | 563 | 255 | 136 | 169 | 3 | 48% | 8% |
| Buffalo Whitetail | 2100 | 2094 | 1 WT | 906 | 777 | 128 | 1 | 0 | 43% | |
| Calamus East | 1300 | 1300 | 1 AD ² , 1 AOWT | 818 | 521 | 249 | 48 | 0 | 50% | 13% |
| Calamus West | 1600 | 1594 | 1 AD, 1 AOWT | 852 | 461 | 182 | 186 | 23 | 46% | 8% |
| Elkhorn | 2700 | 2695 | 1 AD | 1190 | 945 | 241 | 4 | 0 | 44% | |
| Frenchman MDCA | 2000 | 2000 | 1 AD, 1 AOWT | 1205 | 131 | 163 | 854 | 57 | 54% | 6% |
| Frenchman WT | 1600 | 1581 | 1 WT, 1 AOWT | 913 | 581 | 327 | 2 | 3 | 46% | 12% |
| Keya Paha | 2500 | 2405 | 1 AD ² , 1 AOWT | 1579 | 1099 | 378 | 100 | 2 | 55% | 10% |
| Loup East | 3300 | 3297 | 1 AD ² , 2 AOWT | 2134 | 1206 | 893 | 32 | 3 | 48% | 14% |
| Loup West | 1200 | 1199 | 1 AD ² , 2 AOWT | 752 | 381 | 222 | 149 | 0 | 50% | 10% |
| Loup West WT | 600 | 452 | 1 WT, 2 AOWT | 242 | 158 | 84 | 0 | 0 | 44% | 8% |
| Missouri | 3200 | 3193 | 1 AD, 1 AOWT | 1977 | 1300 | 665 | 12 | 0 | 50% | 12% |
| Pine Ridge | 1200 | 1109 | 1 AD ² | 559 | 274 | 40 | 245 | 0 | 50% | |
| Pine Ridge WT | 1000 | 995 | 1 WT | 437 | 358 | 79 | 0 | 0 | 44% | |
| Plains | 1700 | 1697 | 1 AD, 1 AOWT | 1055 | 297 | 171 | 503 | 84 | 55% | 7% |
| Platte MDCA | 1400 | 1397 | 1 AD ² , 1 AOWT | 807 | 165 | 139 | 501 | 2 | 51% | 7% |
| Platte WT | 1300 | 1241 | 1 WT | 469 | 409 | 56 | 4 | 0 | 38% | |
| Republican WT | 3000 | 2992 | 1 MD Buck | 1337 | 1073 | 261 | 3 | 0 | 45% | |
| Republican MD | 75 | 64 | 1 WT | 13 | 0 | 0 | 13 | 0 | 19% | |
| Sandhills | 2000 | 1980 | 1 AD, 1 AOWT | 1241 | 533 | 190 | 494 | 24 | 56% | 7% |
| Upper Platte | 1200 | 1195 | 1 AD | 665 | 137 | 21 | 407 | 100 | 55% | |
| Wahoo | 3650 | 3643 | 1 AD ² | 1642 | 1329 | 311 | 2 | 0 | 45% | |
| Nov. FA TOTAL/Avg | 45,325 | 44,815 | | 23,806 | 14,362 | 5,406 | 3,736 | 302 | 47% | 9% |
| Landowner Deer | UNL | 15,511 | 1 AD* | 7366 | 3859 | 2022 | 1084 | 401 | 40% | 7% |
| Archery Deer | UNL | 20,341 | 1 AD* | 5185 | 3778 | 679 | 652 | 76 | 25% | - |
| Muzzleloader Deer | UNL | 7,746 | 1 Buck | 1928 | 950 | 496 | 404 | 78 | 25% | - |
| Resident Youth Deer | UNL | 6,975 | 1 Buck | 3302 | 1737 | 502 | 916 | 147 | 47% | - |
| Youth WT Deer | UNL | 4,152 | 1 WT Buck | 1699 | 1217 | 464 | 15 | 3 | 41% | - |
| NR Rest Youth Deer | UNL | 727 | 1 AD, 1 AO | 310 | 149 | 55 | 93 | 13 | 43% | - |
| Rest Statewide Buck | UNL | 1,179 | 1 AD* | 515 | 233 | 3 | 279 | 0 | 44% | - |
| Statewide Buck | 100 | 59 | 1 WT | 38 | 7 | 0 | 31 | 0 | 64% | - |
| Statewide WT Buck | UNL | 10,626 | 1 AD* | 3171 | 3134 | 29 | 8 | 0 | 30% | - |
| Other TOTAL/Avg | UNL | 67,316 | | 23,514 | 15,064 | 4,250 | 3,482 | 718 | 40% | 7% |

AD – Any deer

B – Buck

SW – Statewide

Buck – Male deer with antlers greater than six inches in length

* - No Antlerless Mule Deer in the Pine Ridge Unit

AD² – Any deer except AO MD

NR – Non-Resident

UNL – Unlimited

AO – Antlerless Only

WT – Whitetail

AOWT – Antlerless Only WT

MD – Mule Deer

2020 DEER SEASON HARVEST

Table 2. 2020 Antlerless only permit harvest.

| Permit | Quota | Sold | Bag Limit | Harvest | | | | | % Success | |
|------------------------|------------------------|----------------|--------------|---------------|---------------|---------------|--------------|--------------|-----------------|-----------------|
| | | | | Total | WT | | MD | | 1 st | Bonus |
| | | | | | B | AO | B | AO | | |
| Blue Northwest AO SC | 1800 | 1798 | 1 AOWT | 549 | 15 | 532 | 0 | 2 | 30% | |
| Blue Southeast AO SC | 2000 | 2000 | 1 AOWT | 535 | 11 | 524 | 0 | 0 | 27% | |
| Buffalo AO SC | 1000 | 819 | 2 AOWT | 340 | 10 | 328 | 0 | 2 | 31% | 10% |
| Buffalo North AO SC | 100 | 100 | 1 AO, 1 AOWT | 48 | 0 | 16 | 0 | 32 | 40% | 8% |
| Calamus East AO SC | 400 | 189 | 1 AOWT | 92 | 4 | 88 | 0 | 0 | 37% | 12% |
| Calamus West AO SC | 300 | 199 | 1 AOWT | 93 | 2 | 90 | 0 | 1 | 32% | 14% |
| Elkhorn AO SC | 1000 | 998 | 1 AOWT | 248 | 5 | 243 | 0 | 0 | 25% | |
| Frenchman AO SC | 300 | 299 | 1 AO, 1 AOWT | 146 | 1 | 68 | 1 | 76 | 39% | 10% |
| Frenchman WT AO SC | 500 | 500 | 2 AOWT | 194 | 5 | 188 | 0 | 1 | 27% | 12% |
| Frenchman West AO SC | 650 | 646 | 2 AO | 476 | 1 | 53 | 4 | 418 | 49% | 25% |
| Keya Paha AO SC | 500 | 327 | 2 AOWT | 191 | 4 | 187 | 0 | 0 | 42% | 17% |
| Loup East AO SC | 1500 | 850 | 3 AOWT | 381 | 8 | 372 | 0 | 1 | 30% | 11/4% |
| Loup West AO SC | 400 | 210 | 1 AO, 2 AOWT | 109 | 2 | 85 | 0 | 22 | 37% | 11/4% |
| Missouri AO SC | 1000 | 1000 | 2 AOWT | 456 | 8 | 448 | 0 | 0 | 33% | 12% |
| Pine Ridge AO SC | 200 | 199 | 1 AO, 1 AOWT | 131 | 0 | 97 | 0 | 34 | 48% | 18% |
| Pine Ridge WT AO SC | 600 | 549 | 2 AOWT | 307 | 9 | 297 | 0 | 1 | 40% | 15% |
| Plains AO SC | 500 | 463 | 2 AO | 217 | 2 | 70 | 5 | 140 | 40% | 7% |
| Platte AO SC | 200 | 200 | 1 AO, 1 AOWT | 100 | 2 | 66 | 0 | 32 | 34% | 16% |
| Platte WT AO SC | 500 | 496 | 2 AOWT | 170 | 3 | 167 | 0 | 0 | 25% | 8% |
| Platte North AO SC | 400 | 395 | 2 AO | 270 | 1 | 61 | 3 | 205 | 44% | 24% |
| Republican AO SC | 1500 | 1498 | 2 AOWT | 666 | 21 | 644 | 0 | 1 | 34% | 10% |
| Sandhills AO SC | 450 | 377 | 1 AO, 2 AOWT | 272 | 2 | 163 | 0 | 107 | 47% | 15/10% |
| Upper Platte AO SC | 250 | 250 | 1 AO, 1 AOWT | 125 | 0 | 36 | 2 | 87 | 42% | 8% |
| Upper Platte WT AO SC | 200 | 170 | 2 AOWT | 43 | 2 | 40 | 0 | 1 | 19% | 6% |
| Wahoo AO SC | 1900 | 1899 | 1 AOWT | 544 | 12 | 531 | 0 | 1 | 28% | |
| River Antlerless | 12000 | 10652 | 2 AOWT | 6240 | 168 | 6052 | 2 | 18 | 40% | 18% |
| AO SC TOTAL/AVG | 30,150 | 27,083 | | 12,943 | 298 | 11,446 | 17 | 1,182 | 35% | 13 / 6% |
| ALL SEASONS | 75,575/ UNL | 139,214 | | 60,264 | 29,725 | 21,102 | 7,235 | 2,202 | 38% | 12 / 4 % |

AD – Any deer

B – Buck

SW – Statewide

Buck – Male deer with antlers greater than six inches in length

* - No Antlerless Mule Deer in the Pine Ridge Unit

AD² – Any deer except AO MD

NR – Non-Resident

UNL – Unlimited

AO – Antlerless Only

WT – Whitetail

AOWT – Antlerless Only WT

MD – Mule Deer

HISTORIC DEER HARVEST AND PERMITS

Figure 1. Historic harvest by species and category.

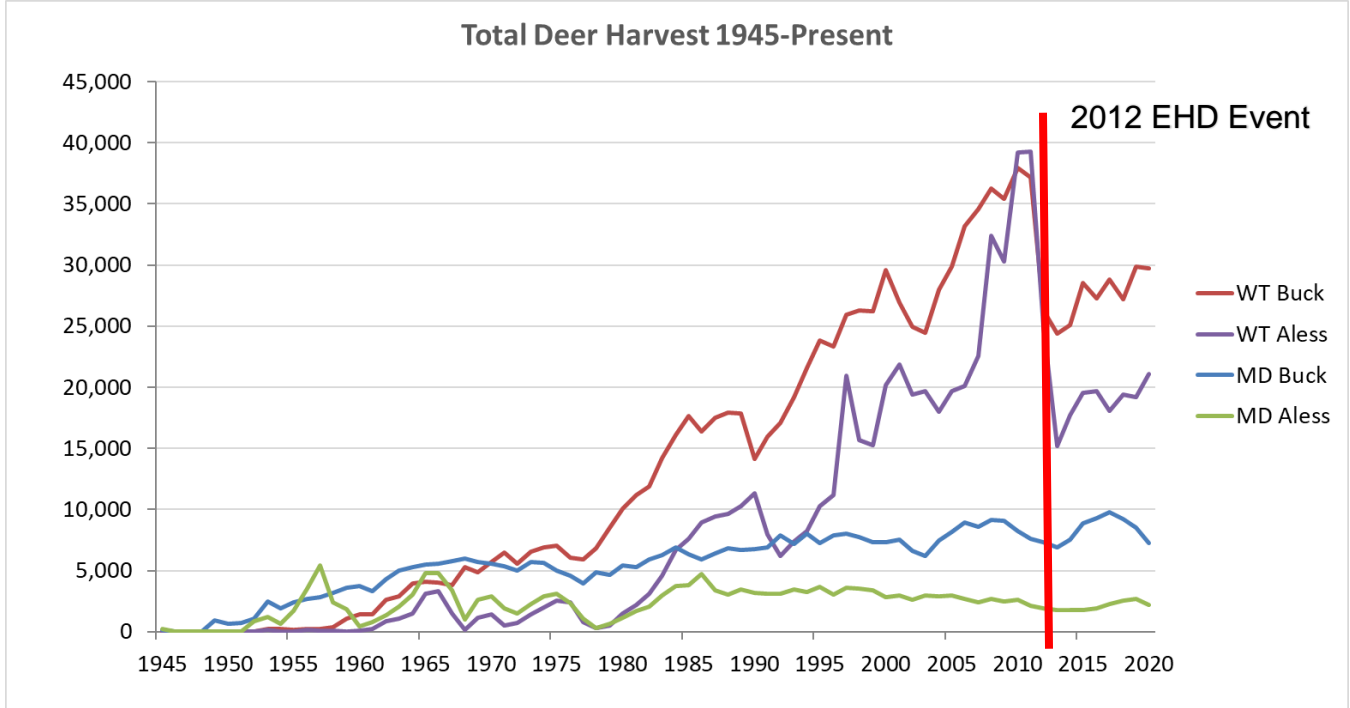
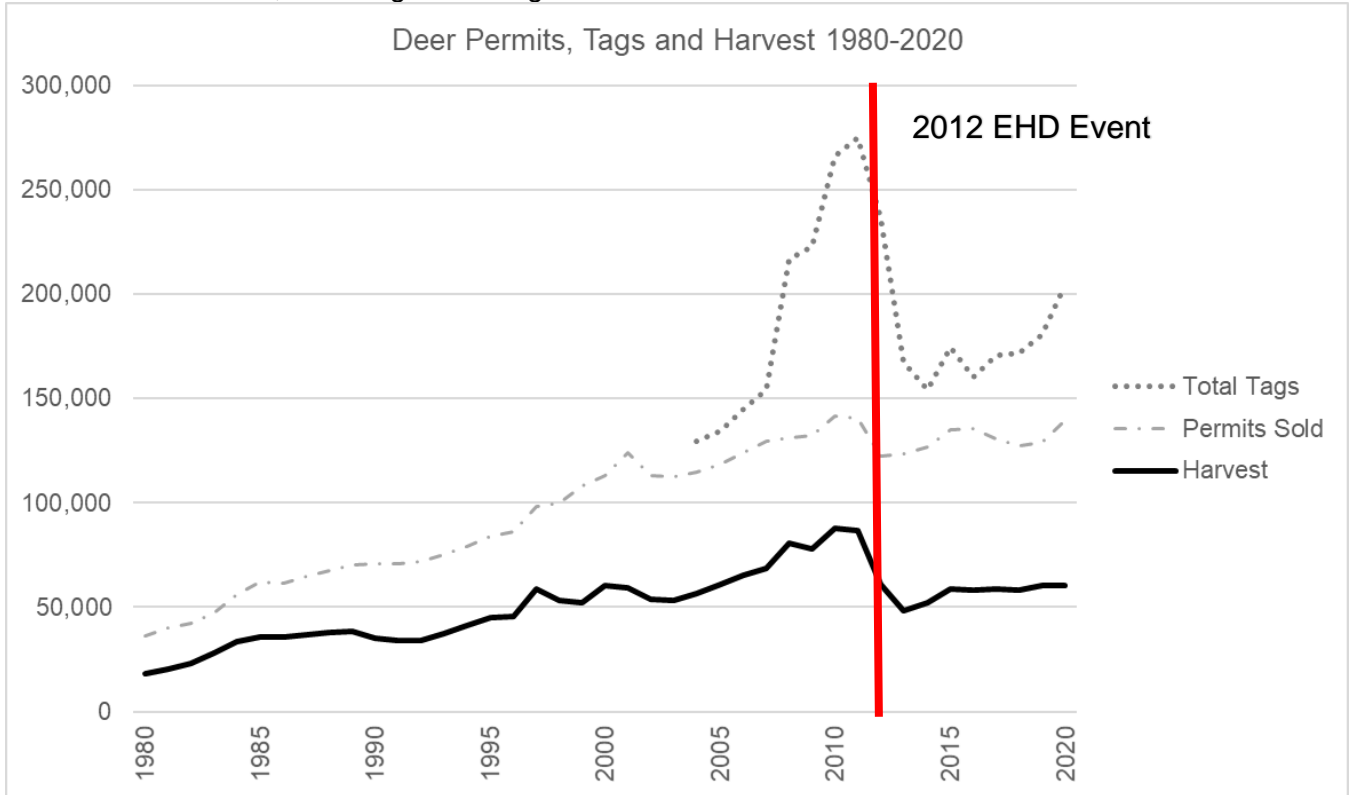
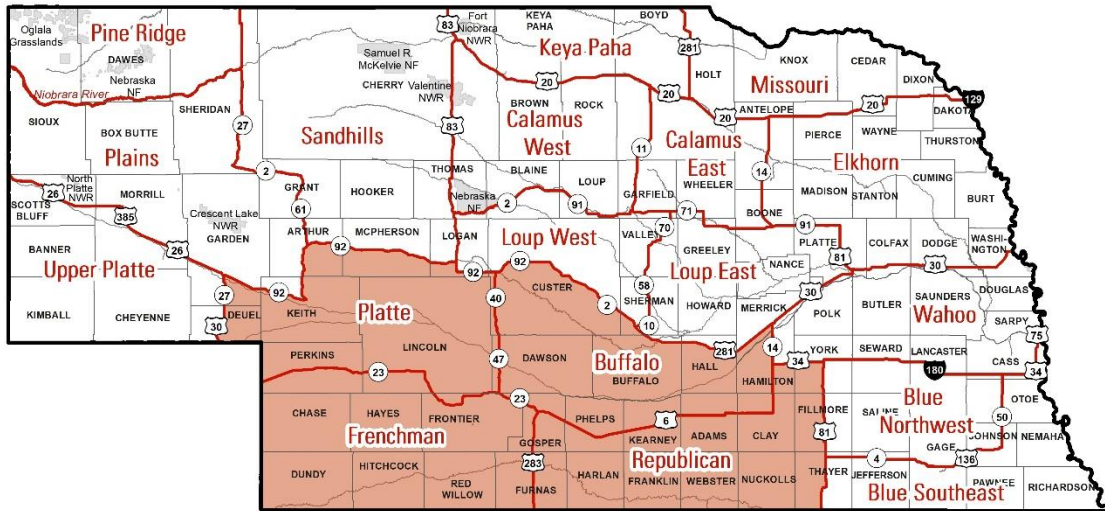


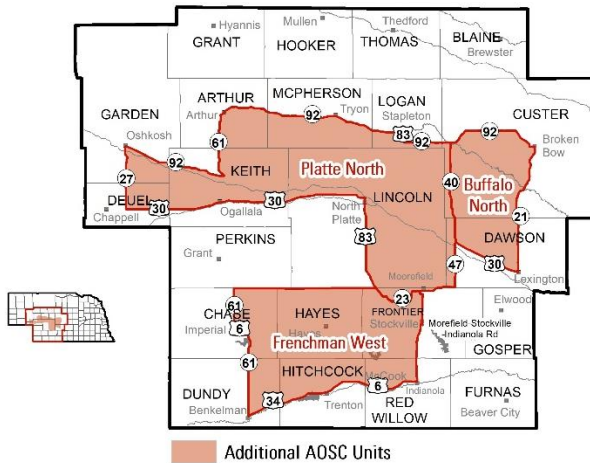
Figure 2. Historic harvest, permit and total tag numbers. Permits represent the number of individual deer licenses sold; each permit may have one or more tags. Tags represent the total of all tags valid for the harvest of a deer, including bonus tags sold.



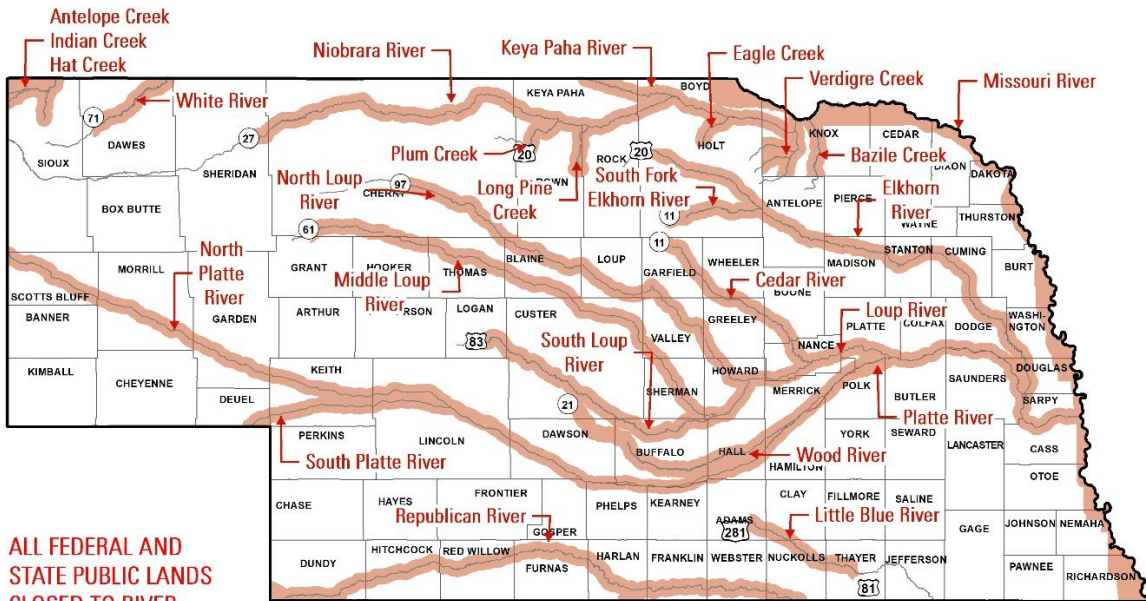
2020 DEER MANAGEMENT UNITS



November Firearm and AOSC Units
 Mule Deer Conservation Area



Additional AOSC Units



ALL FEDERAL AND STATE PUBLIC LANDS CLOSED TO RIVER ANTLERLESS PERMITS

River Antlerless Boundary

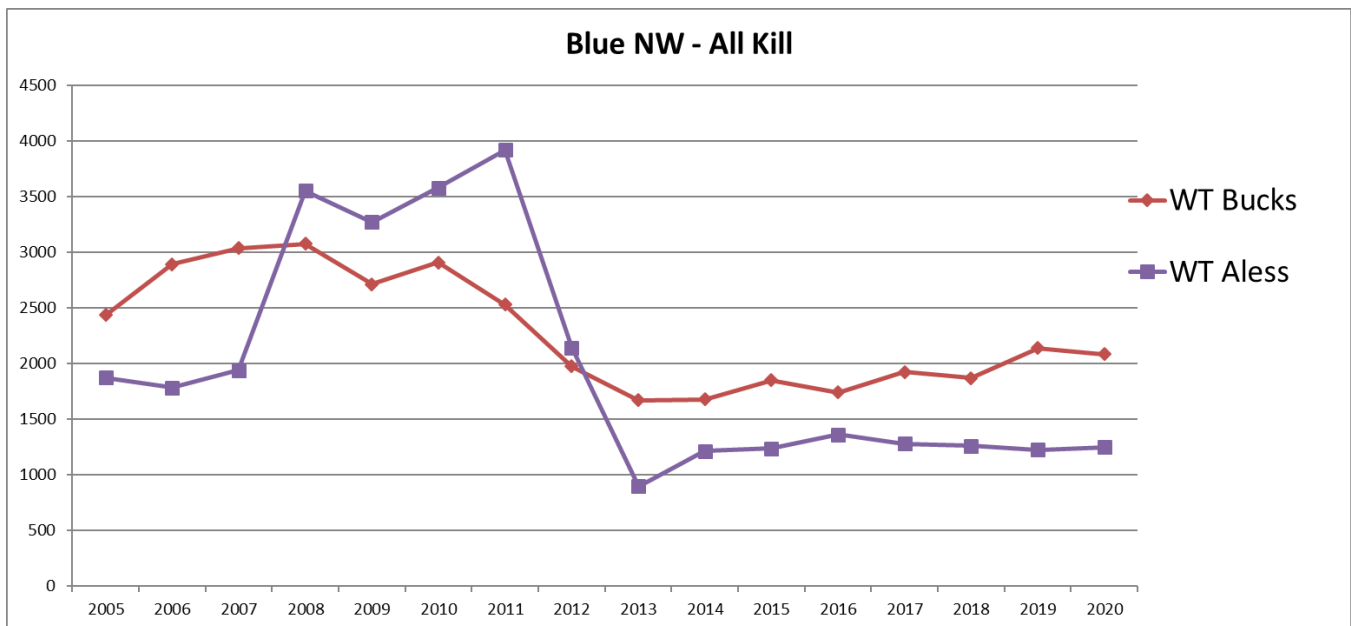
BLUE NORTHWEST MANAGEMENT UNIT

2020 Harvest Data - Blue Northwest

| Permit Type | Permit Numbers | | | Mule Deer | | | Whitetail Deer | | | % Success |
|-------------------|----------------|------|----------|-----------|----------|----------|----------------|-------------|-------------|-----------|
| | Auth | Sold | Sellout | Buck | AO | Total | Buck | AO | Total | |
| Blue NW Firearm | 2200 | 2200 | 10/21/20 | 2 | 0 | 2 | 731 | 225 | 956 | 43 |
| Blue NW AO SC | 1800 | 1800 | 11/12/20 | 0 | 2 | 2 | 15 | 532 | 547 | 30 |
| River Antlerless | | | | 0 | 0 | 0 | 1 | 12 | 13 | |
| Landowner Deer | | | | 1 | 0 | 1 | 340 | 229 | 569 | |
| Archery Deer | | | | 0 | 0 | 0 | 337 | 91 | 428 | |
| Muzzleloader Deer | | | | 0 | 0 | 0 | 42 | 48 | 90 | |
| Resident Youth | | | | 0 | 0 | 0 | 114 | 63 | 177 | |
| Youth Whitetail | | | | 1 | 0 | 1 | 102 | 44 | 146 | |
| NR Rest Youth | | | | 0 | 0 | 0 | 7 | 3 | 10 | |
| Rest SW Buck | | | | 0 | 0 | 0 | 14 | 0 | 14 | |
| Statewide Buck | | | | 0 | 0 | 0 | 0 | 0 | 0 | |
| Statewide WT Buck | | | | 0 | 0 | 0 | 378 | 1 | 379 | |
| Totals | | | | 4 | 2 | 6 | 2081 | 1248 | 3329 | |

Harvest comparisons by year

| Year | Mule Deer | | | | | Whitetail Deer | | | | | | | | |
|------|-----------|----|-------|-----|------------|----------------|----|------|------|-------|-----|------------|----|----|
| | Buck | AO | Total | %AO | % Buck Age | | | Buck | AO | Total | %AO | % Buck Age | | |
| | | | | | 1 | 2 | 3+ | | | | | 1 | 2 | 3+ |
| 2016 | 2 | 3 | 5 | | | | | 1738 | 1361 | 3099 | 44 | 39 | 38 | 23 |
| 2017 | 6 | 2 | 8 | | | | | 1924 | 1275 | 3199 | 40 | 44 | 35 | 21 |
| 2018 | 3 | 0 | 3 | | | | | 1864 | 1258 | 3122 | 40 | 32 | 40 | 28 |
| 2019 | 6 | 2 | 9 | | | | | 2136 | 1223 | 3359 | 36 | 34 | 37 | 29 |
| 2020 | 4 | 2 | 6 | | | | | 2081 | 1248 | 3329 | 38 | 26 | 74 | |



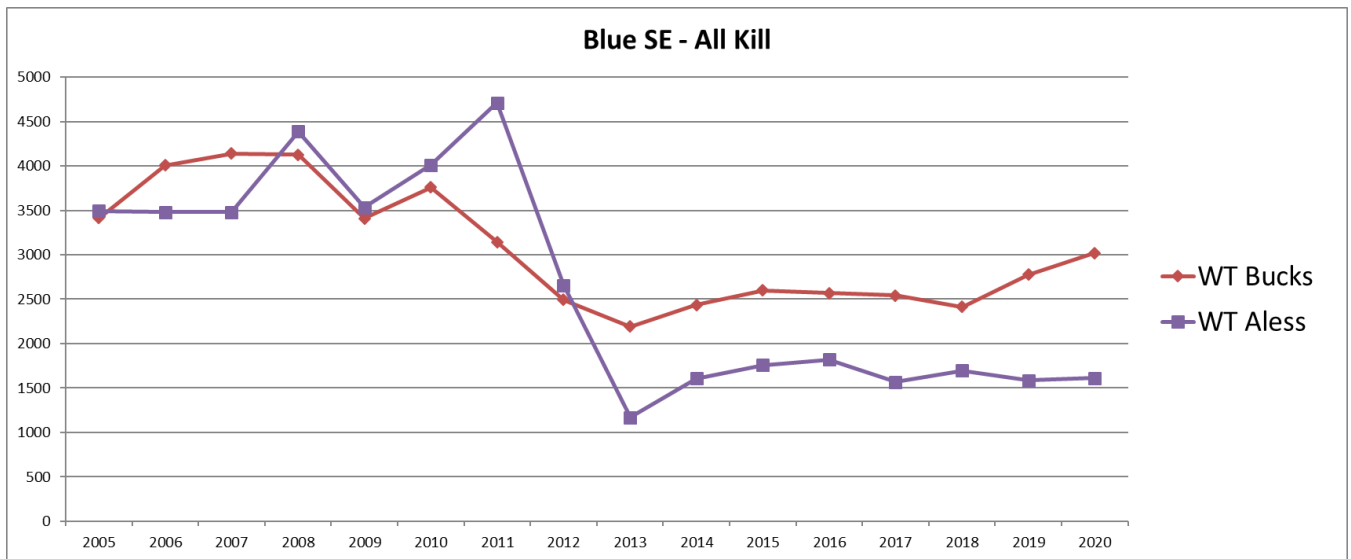
BLUE SOUTHEAST MANAGEMENT UNIT

2020 Harvest Data - Blue Southeast

| Permit Type | Permit Numbers | | | Mule Deer | | | Whitetail Deer | | | % Success |
|-------------------|----------------|------|----------|-----------|----------|-----------|----------------|-------------|-------------|-----------|
| | Auth | Sold | Sellout | Buck | AO | Total | Buck | AO | Total | |
| Blue SE Firearm | 3500 | 3500 | 11/4/20 | 5 | 1 | 6 | 1241 | 245 | 1486 | 44 |
| Blue SE AO SC | 2000 | 2000 | 11/14/20 | 0 | 0 | 0 | 11 | 524 | 535 | 30 |
| River Antlerless | | | | 0 | 2 | 2 | 7 | 360 | 367 | |
| Landowner Deer | | | | 0 | 0 | 0 | 479 | 255 | 734 | |
| Archery Deer | | | | 0 | 1 | 1 | 544 | 73 | 617 | |
| Muzzleloader Deer | | | | 0 | 0 | 0 | 64 | 56 | 120 | |
| Resident Youth | | | | 0 | 0 | 0 | 130 | 42 | 172 | |
| Youth Whitetail | | | | 0 | 0 | 0 | 121 | 47 | 168 | |
| NR Rest Youth | | | | 0 | 0 | 0 | 9 | 5 | 14 | |
| Rest SW Buck | | | | 0 | 0 | 0 | 12 | 1 | 13 | |
| Statewide Buck | | | | 0 | 0 | 0 | 1 | 0 | 1 | |
| Statewide WT Buck | | | | 2 | 0 | 2 | 402 | 5 | 407 | |
| Totals | | | | 7 | 4 | 11 | 3021 | 1613 | 4634 | |

Harvest comparisons by year

| Year | Mule Deer | | | | | | | Whitetail Deer | | | | | | |
|------|-----------|----|-------|-----|------------|---|----|----------------|------|-------|-----|------------|----|----|
| | Buck | AO | Total | %AO | % Buck Age | | | Buck | AO | Total | %AO | % Buck Age | | |
| | | | | | 1 | 2 | 3+ | | | | | 1 | 2 | 3+ |
| 2016 | 3 | 8 | 11 | | | | | 2567 | 1822 | 4389 | 41 | 32 | 36 | 32 |
| 2017 | 4 | 5 | 9 | | | | | 2542 | 1569 | 4111 | 38 | 35 | 34 | 31 |
| 2018 | 4 | 1 | 5 | | | | | 2414 | 1695 | 4109 | 41 | 29 | 36 | 35 |
| 2019 | 1 | 6 | 7 | | | | | 2778 | 1585 | 4363 | 36 | 29 | 32 | 39 |
| 2020 | 7 | 4 | 11 | | | | | 3021 | 1613 | 4634 | 35 | 22 | | 78 |



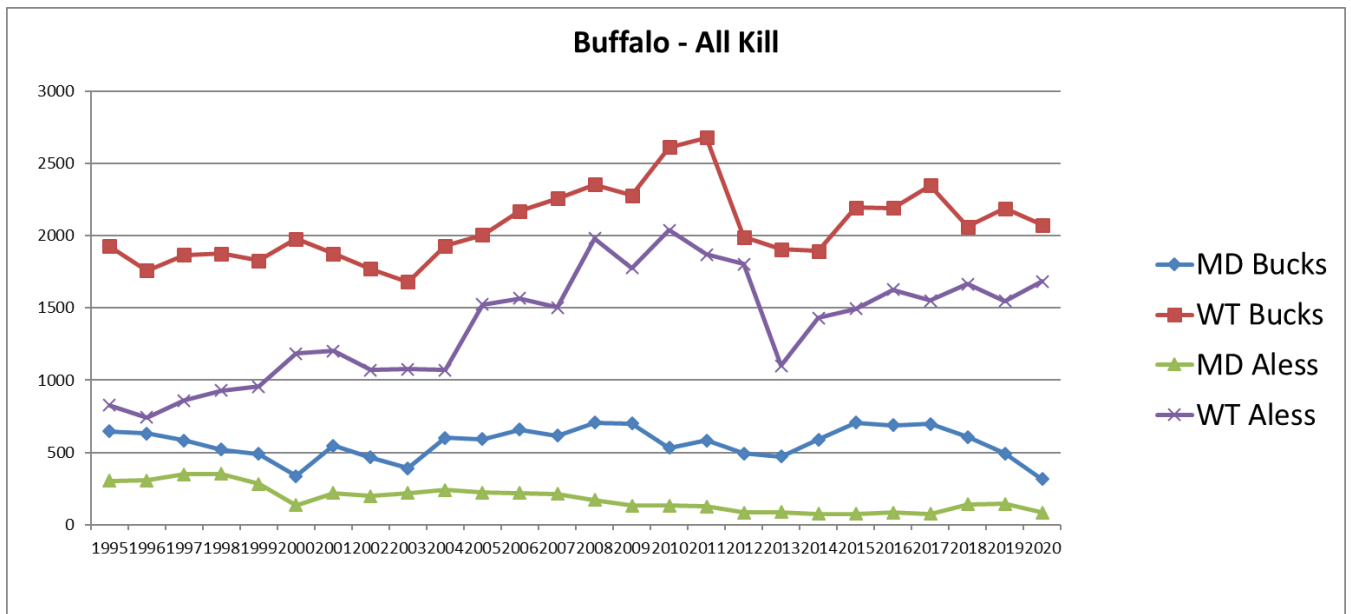
BUFFALO MANAGEMENT UNIT

2020 Harvest Data

| Permit Type | Permit Numbers | | | Mule Deer | | | Whitetail Deer | | | % Success |
|---------------------|----------------|------|----------|------------|-----------|------------|----------------|-------------|-------------|-----------|
| | Auth | Sold | Sellout | Buck | AO | Total | Buck | AO | Total | |
| Buffalo MDCA | 1000 | 1000 | 8/19/20 | 169 | 3 | 172 | 255 | 136 | 391 | 48 / 8 |
| Buffalo WT Firearm | 2100 | 2100 | 11/12/20 | 1 | 0 | 1 | 777 | 128 | 905 | 43 |
| Buffalo AO SC | 1000 | 821 | - | 0 | 2 | 2 | 10 | 328 | 338 | 31 / 10 |
| Buffalo North AO SC | 100 | 100 | 11/12/20 | 0 | 32 | 32 | 0 | 16 | 16 | 40 / 8 |
| River Antlerless | | | | 0 | 4 | 4 | 18 | 794 | 812 | |
| Landowner Deer | | | | 59 | 29 | 88 | 242 | 105 | 347 | |
| Archery Deer | | | | 18 | 2 | 20 | 261 | 48 | 309 | |
| Muzzleloader Deer | | | | 1 | 0 | 1 | 55 | 35 | 90 | |
| Resident Youth | | | | 54 | 10 | 64 | 152 | 48 | 200 | |
| Youth Whitetail | | | | 2 | 0 | 2 | 93 | 40 | 133 | |
| NR Rest Youth | | | | 9 | 1 | 10 | 10 | 3 | 13 | |
| Rest SW Buck | | | | 0 | 0 | 0 | 11 | 0 | 11 | |
| Statewide Buck | | | | 1 | 0 | 1 | 1 | 0 | 1 | |
| Statewide WT Buck | | | | 0 | 0 | 0 | 190 | 2 | 192 | |
| Totals | | | | 314 | 83 | 397 | 2075 | 1683 | 3758 | |

Harvest comparisons by year

| Year | Mule Deer | | | | | | | | Whitetail Deer | | | | | | | |
|------|-----------|-----|-------|-----|------------|----|----|------|----------------|-------|-----|------------|----|----|--|--|
| | Buck | AO | Total | %AO | % Buck Age | | | Buck | AO | Total | %AO | % Buck Age | | | | |
| | | | | | 1 | 2 | 3+ | | | | | 1 | 2 | 3+ | | |
| 2016 | 688 | 84 | 772 | 11 | 21 | 45 | 34 | 2194 | 1612 | 3806 | 42 | 24 | 27 | 49 | | |
| 2017 | 696 | 74 | 770 | 10 | 16 | 43 | 40 | 2327 | 1541 | 3868 | 40 | 22 | 30 | 47 | | |
| 2018 | 608 | 142 | 750 | 19 | 9 | 41 | 50 | 2061 | 1666 | 3727 | 45 | 19 | 28 | 53 | | |
| 2019 | 494 | 143 | 637 | 22 | 10 | 49 | 42 | 2190 | 1549 | 3739 | 41 | 21 | 29 | 51 | | |
| 2020 | 314 | 83 | 397 | 21 | 14 | 86 | | 2075 | 1683 | 3758 | 45 | 21 | 79 | | | |



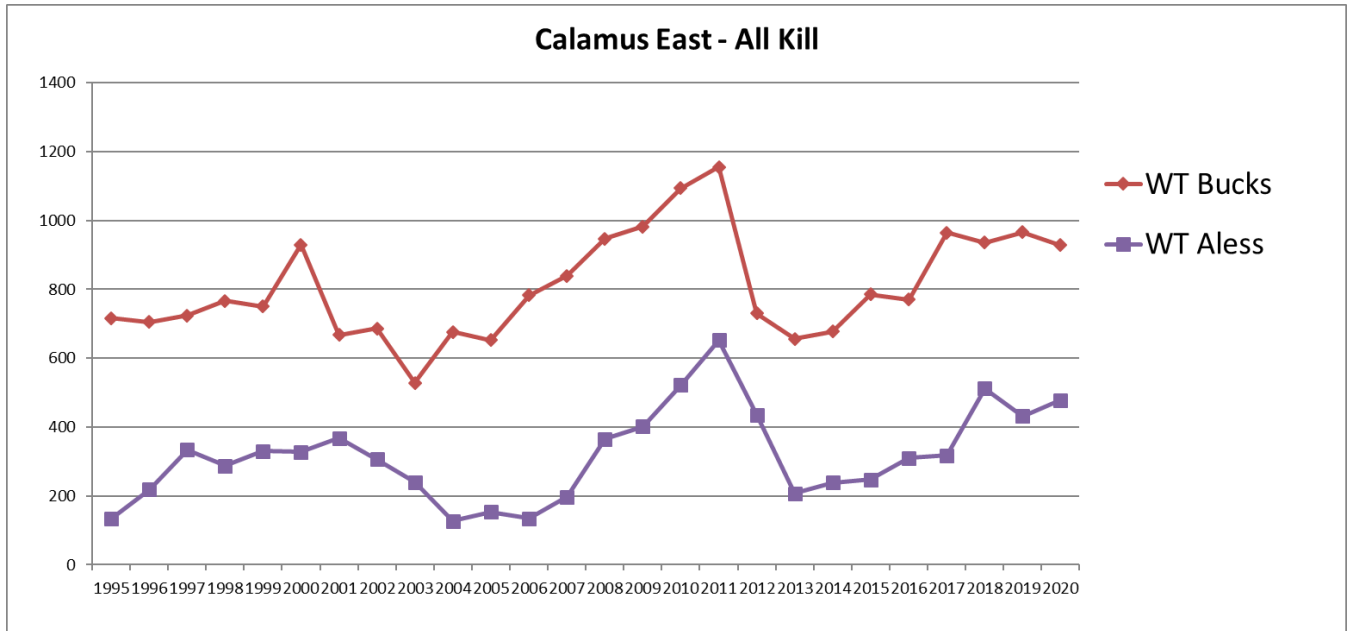
CALAMUS EAST MANAGEMENT UNIT

2020 Harvest Data - Calamus East

| Permit Type | Permit Numbers | | | Mule Deer | | | Whitetail Deer | | | %Success |
|--------------------|----------------|------|----------|-----------|----------|-----------|----------------|------------|-------------|----------|
| | Auth | Sold | Sellout | Buck | AO | Total | Buck | AO | Total | |
| Calamus East FA | 1300 | 1300 | 11/13/20 | 48 | 0 | 48 | 521 | 249 | 770 | 50 / 13 |
| Calamus East AO SC | 400 | 189 | 211 | 0 | 0 | 0 | 4 | 88 | 92 | 37 / 12 |
| River Antlerless | | | | 0 | 0 | 0 | 2 | 68 | 70 | |
| Landowner Deer | | | | 20 | 2 | 22 | 125 | 44 | 169 | |
| Archery Deer | | | | 2 | 0 | 2 | 53 | 10 | 63 | |
| Muzzleloader Deer | | | | 2 | 0 | 2 | 12 | 5 | 17 | |
| Resident Youth | | | | 6 | 0 | 6 | 60 | 5 | 65 | |
| Youth Whitetail | | | | 0 | 0 | 0 | 46 | 6 | 52 | |
| NR Rest Youth | | | | 1 | 0 | 1 | 2 | 1 | 3 | |
| Rest SW Buck | | | | 5 | 0 | 5 | 10 | 0 | 10 | |
| Statewide Buck | | | | 0 | 0 | 0 | 0 | 0 | 0 | |
| Statewide WT Buck | | | | 0 | 0 | 0 | 93 | 2 | 95 | |
| Totals | | | | 84 | 2 | 86 | 928 | 478 | 1406 | |

Harvest comparisons by year

| Year | Mule Deer | | | | | | | Whitetail Deer | | | | | | |
|------|-----------|----|-------|-----|------------|----|----|----------------|-----|-------|-----|------------|----|----|
| | Buck | AO | Total | %AO | % Buck Age | | | Buck | AO | Total | %AO | % Buck Age | | |
| | | | | | 1 | 2 | 3+ | | | | | 1 | 2 | 3+ |
| 2016 | 67 | 17 | 84 | 20 | 23 | 54 | 23 | 765 | 306 | 1071 | 29 | 32 | 45 | 23 |
| 2017 | 112 | 15 | 127 | 12 | 12 | 51 | 37 | 961 | 318 | 1279 | 25 | 22 | 46 | 32 |
| 2018 | 88 | 3 | 91 | 3 | 13 | 47 | 40 | 936 | 511 | 1447 | 35 | 20 | 50 | 30 |
| 2019 | 80 | 10 | 90 | 11 | 36 | 28 | 36 | 966 | 432 | 1398 | 31 | 20 | 45 | 35 |
| 2020 | 84 | 2 | 86 | 2 | 10 | 90 | | 928 | 478 | 1406 | 34 | 20 | 80 | |



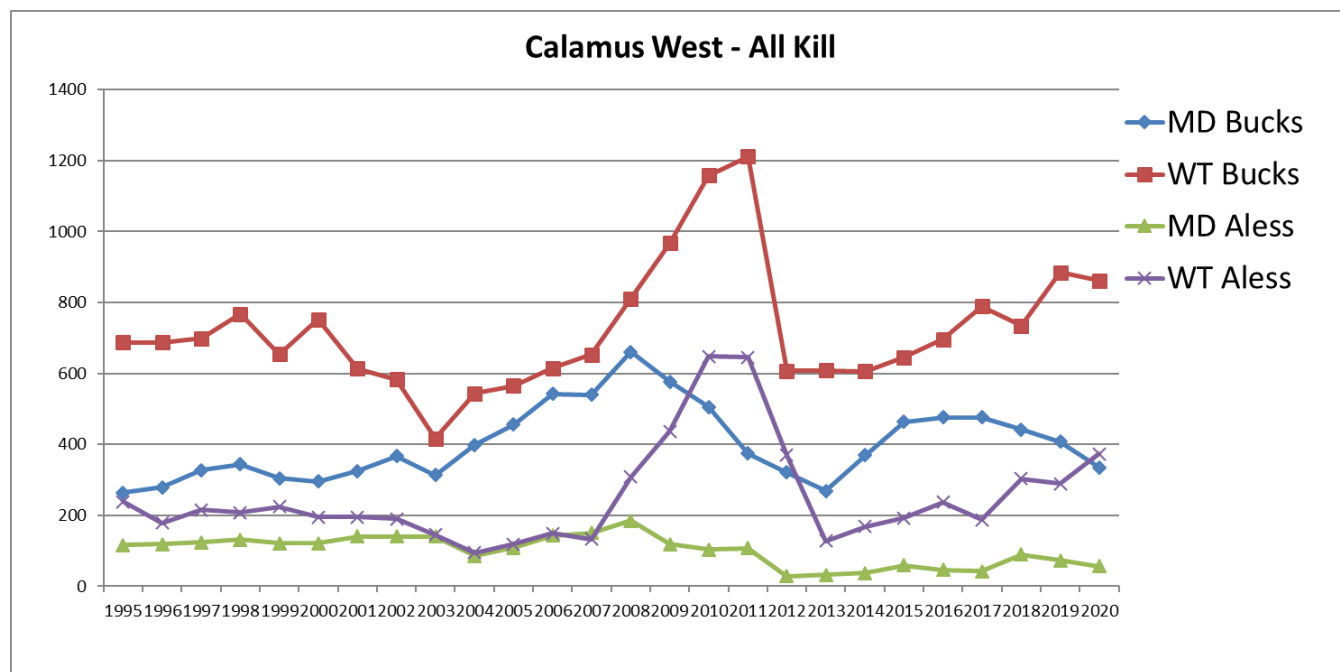
CALAMUS WEST MANAGEMENT UNIT

2020 Harvest Data – Calamus West

| Permit Type | Permit Numbers | | | Mule Deer | | | Whitetail Deer | | | % Success |
|-------------------|----------------|------|---------|------------|-----------|------------|----------------|------------|-------------|-----------|
| | Auth | Sold | Sellout | Buck | AO | Total | Buck | AO | Total | |
| Calamus West | 1600 | 1600 | 11/6/20 | 186 | 23 | 209 | 461 | 182 | 643 | 46 / 8 |
| Calamus West AOSC | 300 | 200 | - | 0 | 1 | 1 | 2 | 90 | 92 | 32 / 14 |
| River Antlerless | | | | 0 | 0 | 0 | 1 | 29 | 30 | |
| Landowner Deer | | | | 39 | 11 | 50 | 87 | 31 | 118 | |
| Archery Deer | | | | 15 | 4 | 19 | 80 | 9 | 89 | |
| Muzzleloader | | | | 35 | 12 | 47 | 32 | 14 | 46 | |
| Resident Youth | | | | 35 | 6 | 41 | 71 | 7 | 78 | |
| Youth Whitetail | | | | 1 | 0 | 1 | 28 | 8 | 36 | |
| NR Rest Youth | | | | 5 | 0 | 5 | 7 | 1 | 8 | |
| Rest SW Buck | | | | 19 | 0 | 19 | 18 | 0 | 18 | |
| Statewide Buck | | | | 0 | 0 | 0 | 0 | 0 | 0 | |
| Statewide WT Buck | | | | 0 | 0 | 0 | 74 | 2 | 76 | |
| Totals | | | | 335 | 57 | 392 | 861 | 373 | 1234 | |

Harvest comparisons by year

| Year | Mule Deer | | | | | | | | Whitetail Deer | | | | | | | |
|------|-----------|----|-------|-----|------------|----|----|------|----------------|-------|-----|------------|----|----|--|--|
| | Buck | AO | Total | %AO | % Buck Age | | | Buck | AO | Total | %AO | % Buck Age | | | | |
| | | | | | 1 | 2 | 3+ | | | | | 1 | 2 | 3+ | | |
| 2016 | 476 | 46 | 522 | 9 | 13 | 38 | 49 | 696 | 231 | 927 | 25 | 24 | 28 | 48 | | |
| 2017 | 474 | 43 | 517 | 8 | 17 | 36 | 47 | 785 | 187 | 972 | 19 | 21 | 38 | 41 | | |
| 2018 | 442 | 90 | 532 | 17 | 12 | 43 | 45 | 734 | 303 | 1037 | 29 | 16 | 44 | 40 | | |
| 2019 | 408 | 73 | 481 | 15 | 7 | 37 | 56 | 885 | 289 | 1174 | 25 | 17 | 38 | 45 | | |
| 2020 | 335 | 57 | 392 | 15 | 11 | 89 | | 861 | 373 | 1234 | 30 | 18 | 82 | | | |



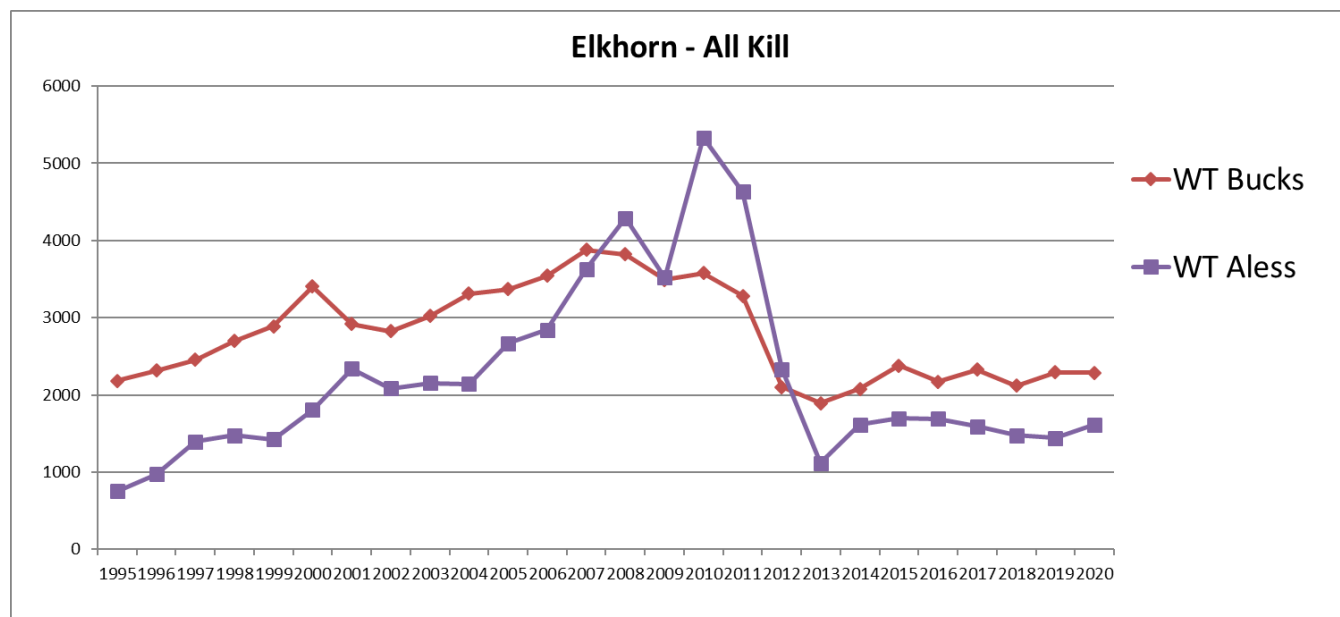
ELKHORN MANAGEMENT UNIT

2020 Harvest Data – Elkhorn

| Permit Type | Permit Numbers | | | Mule Deer | | | Whitetail Deer | | | % Success |
|-------------------|----------------|------|----------|-----------|----------|-----------|----------------|-------------|-------------|-----------|
| | Auth | Sold | Sellout | Buck | AO | Total | Buck | AO | Total | |
| Elkhorn Firearm | 2700 | 2700 | 10/22/20 | 4 | 0 | 4 | 945 | 241 | 1186 | 44 |
| Elkhorn AO SC | 1000 | 1000 | 11/4/20 | 0 | 0 | 0 | 5 | 243 | 248 | 25 |
| River Antlerless | | | | 0 | 2 | 2 | 15 | 709 | 724 | |
| Landowner Deer | | | | 3 | 1 | 4 | 408 | 206 | 614 | |
| Archery Deer | | | | 2 | 0 | 2 | 265 | 63 | 328 | |
| Muzzleloader | | | | 0 | 0 | 0 | 65 | 47 | 112 | |
| Resident Youth | | | | 1 | 0 | 1 | 127 | 54 | 181 | |
| Youth Whitetail | | | | 0 | 0 | 0 | 110 | 46 | 156 | |
| NR Rest Youth | | | | 0 | 0 | 0 | 6 | 1 | 7 | |
| Rest SW Buck | | | | 0 | 0 | 0 | 11 | 0 | 11 | |
| Statewide Buck | | | | 0 | 0 | 0 | 0 | 0 | 0 | |
| Statewide WT Buck | | | | 1 | 0 | 1 | 326 | 4 | 330 | |
| Totals | | | | 11 | 3 | 14 | 2283 | 1614 | 3897 | |

Harvest comparisons by year

| Year | Mule Deer | | | | | | | Whitetail Deer | | | | | | |
|------|-----------|----|-------|-----|------------|---|----|----------------|------|-------|-----|------------|----|----|
| | Buck | AO | Total | %AO | % Buck Age | | | Buck | AO | Total | %AO | % Buck Age | | |
| | | | | | 1 | 2 | 3+ | | | | | 1 | 2 | 3+ |
| 2016 | 14 | 8 | 22 | 36 | | | | 2169 | 1689 | 3858 | 43 | 44 | 41 | 15 |
| 2017 | 10 | 3 | 13 | | | | | 2285 | 1578 | 3863 | 41 | 38 | 45 | 17 |
| 2018 | 8 | 4 | 12 | 33 | | | | 2117 | 1475 | 3592 | 41 | 33 | 47 | 20 |
| 2019 | 18 | 9 | 27 | 33 | | | | 2295 | 1440 | 3735 | 39 | 32 | 43 | 25 |
| 2020 | 11 | 3 | 14 | 21 | | | | 2283 | 1614 | 3897 | 41 | 29 | 71 | |



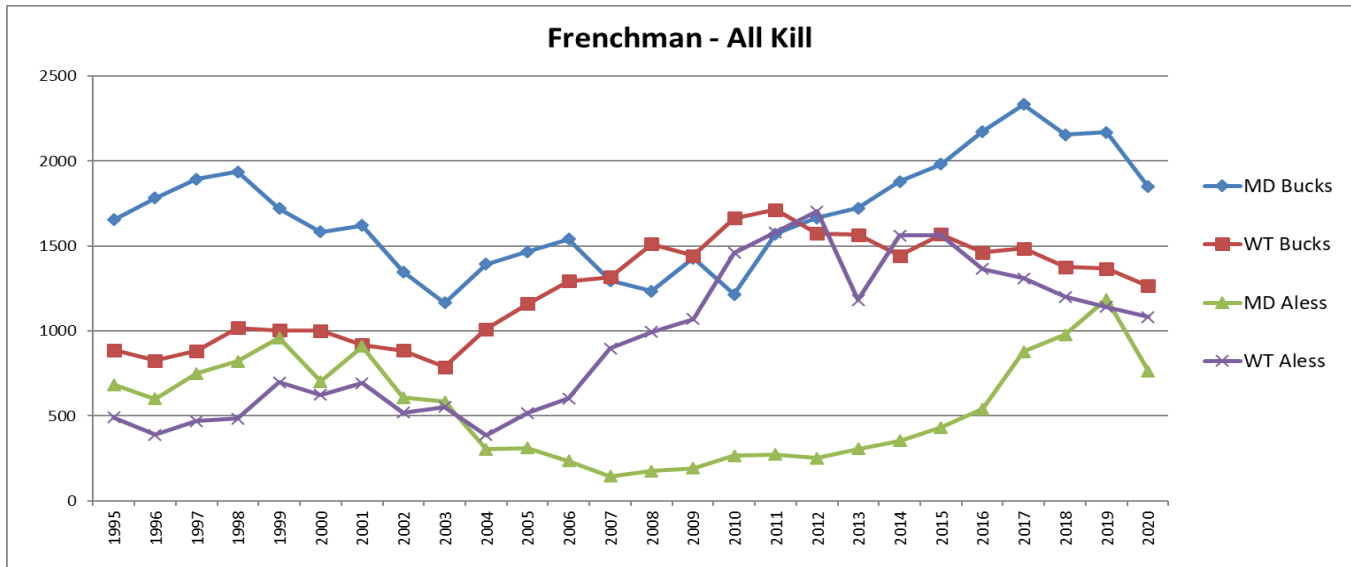
FRENCHMAN MANAGEMENT UNIT

2020 Harvest Data – Frenchman

| Permit Type | Permit Numbers | | | Mule Deer | | | Whitetail Deer | | | % Success |
|-------------------|----------------|------|----------|-------------|------------|-------------|----------------|-------------|-------------|-----------|
| | Auth | Sold | Sellout | Buck | AO | Total | Buck | AO | Total | |
| Frenchman MDCA | 2000 | 2000 | 8/3/20 | 854 | 57 | 911 | 131 | 163 | 294 | 54 / 6 |
| Frenchman WT | 1600 | 1600 | 11/6/20 | 2 | 3 | 5 | 581 | 327 | 908 | 46 / 12 |
| Frenchman AO SC | 500 | 500 | 11/20/20 | 1 | 76 | 77 | 1 | 68 | 69 | 39 / 10 |
| FR WT AO SC | 300 | 300 | 9/20/20 | 0 | 1 | 1 | 5 | 188 | 193 | 27 / 12 |
| FR West AO SC | 650 | 650 | 11/9/20 | 4 | 418 | 422 | 1 | 53 | 54 | 49 / 25 |
| River Antlerless | | | | 0 | 1 | 1 | 7 | 133 | 140 | |
| Landowner Deer | | | | 377 | 141 | 518 | 128 | 54 | 182 | |
| Archery Deer | | | | 258 | 26 | 284 | 150 | 30 | 180 | |
| Muzzleloader | | | | 0 | 0 | 0 | 31 | 13 | 44 | |
| Resident Youth | | | | 324 | 41 | 365 | 63 | 21 | 84 | |
| Youth Whitetail | | | | 2 | 0 | 2 | 58 | 27 | 85 | |
| NR Rest Youth | | | | 0 | 0 | 0 | 0 | 4 | 4 | |
| Rest SW Buck | | | | 0 | 0 | 0 | 1 | 0 | 1 | |
| Statewide Buck | | | | 26 | 0 | 26 | 2 | 0 | 2 | |
| Statewide WT Buck | | | | 0 | 0 | 0 | 107 | 1 | 108 | |
| Totals | | | | 1848 | 764 | 2612 | 1266 | 1082 | 2348 | |

Harvest comparisons for all seasons are show below:

| Year | Mule Deer | | | | | | | | Whitetail Deer | | | | | | | |
|------|-----------|------|-------|-----|------------|----|----|------|----------------|-------|-----|------------|----|----|--|--|
| | Buck | AO | Total | %AO | % Buck Age | | | Buck | AO | Total | %AO | % Buck Age | | | | |
| | | | | | 1 | 2 | 3+ | | | | | 1 | 2 | 3+ | | |
| 2016 | 2175 | 532 | 2707 | 19 | 12 | 39 | 50 | 1462 | 1365 | 2827 | 48 | 23 | 36 | 41 | | |
| 2017 | 2334 | 885 | 3219 | 27 | 8 | 37 | 55 | 1486 | 1310 | 2796 | 47 | 22 | 34 | 41 | | |
| 2018 | 2155 | 979 | 3134 | 31 | 9 | 32 | 59 | 1377 | 1202 | 2579 | 47 | 22 | 33 | 44 | | |
| 2019 | 2170 | 1187 | 3357 | 35 | 7 | 39 | 54 | 1367 | 1141 | 2508 | 45 | 15 | 39 | 46 | | |
| 2020 | 1848 | 764 | 2612 | 29 | 6 | 94 | | 1266 | 1082 | 2348 | 46 | 18 | 82 | | | |



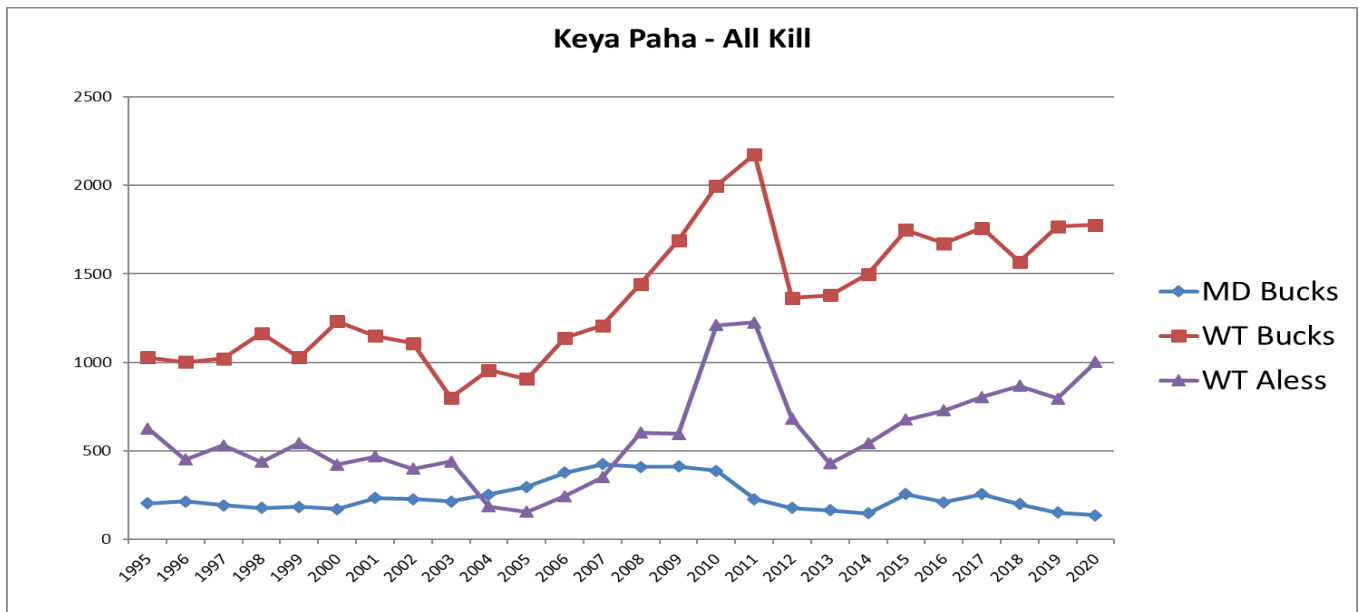
KEYA PAHA MANAGEMENT UNIT

2020 Harvest Data - Keya Paha

| Permit Type | Permit Numbers | | | Mule Deer | | | Whitetail Deer | | | % Success |
|-------------------|----------------|------|---------|------------|-----------|------------|----------------|-------------|-------------|-----------|
| | Auth | Sold | Sellout | Buck | AO | Total | Buck | AO | Total | |
| Keya Paha Firearm | 2500 | 2204 | - | 100 | 2 | 102 | 1099 | 378 | 1477 | 55 / 10 |
| Keya Paha AO SC | 500 | 243 | - | 0 | 0 | 0 | 4 | 187 | 191 | 42 / 17 |
| River Antlerless | | | | 0 | 2 | 2 | 10 | 280 | 290 | |
| Landowner Deer | | | | 8 | 7 | 15 | 170 | 92 | 262 | |
| Archery Deer | | | | 8 | 0 | 8 | 159 | 6 | 165 | |
| Muzzleloader | | | | 7 | 2 | 9 | 87 | 21 | 108 | |
| Resident Youth | | | | 5 | 3 | 8 | 95 | 10 | 105 | |
| Youth Whitetail | | | | 1 | 0 | 1 | 45 | 18 | 63 | |
| NR Rest Youth | | | | 1 | 1 | 2 | 16 | 9 | 25 | |
| Rest SW Buck | | | | 3 | 0 | 3 | 11 | 0 | 11 | |
| Statewide Buck | | | | 0 | 0 | 0 | 0 | 0 | 0 | |
| Statewide WT Buck | | | | 1 | 0 | 1 | 80 | 0 | 80 | |
| Totals | | | | 134 | 17 | 151 | 1776 | 1001 | 2777 | |

Harvest comparisons by year

| Year | Mule Deer | | | | | | | | Whitetail Deer | | | | | | | |
|------|-----------|----|-------|-----|------------|----|----|------|----------------|-------|-----|------------|----|----|--|--|
| | Buck | AO | Total | %AO | % Buck Age | | | Buck | AO | Total | %AO | % Buck Age | | | | |
| | | | | | 1 | 2 | 3+ | | | | | 1 | 2 | 3+ | | |
| 2016 | 207 | 16 | 223 | 7 | 14 | 32 | 54 | 1667 | 781 | 2448 | 30 | 13 | 31 | 56 | | |
| 2017 | 252 | 14 | 266 | 6 | 13 | 37 | 50 | 1755 | 727 | 2482 | 31 | 15 | 31 | 54 | | |
| 2018 | 197 | 9 | 206 | 4 | 12 | 31 | 57 | 1567 | 872 | 2439 | 35 | 12 | 38 | 50 | | |
| 2019 | 149 | 13 | 162 | 8 | 9 | 31 | 60 | 1767 | 794 | 2561 | 31 | 10 | 38 | 52 | | |
| 2020 | 134 | 17 | 151 | 11 | 13 | 87 | | 1776 | 1001 | 2777 | 36 | 15 | 85 | | | |



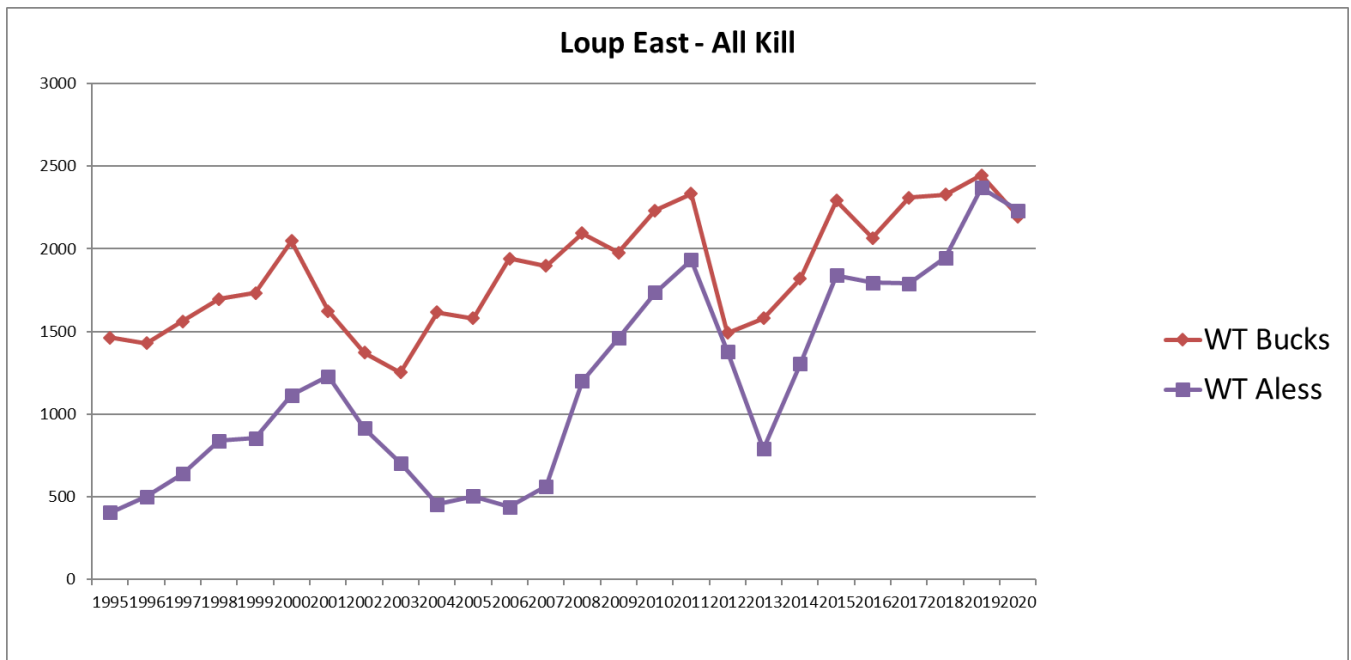
LOUP EAST MANAGEMENT UNIT

2020 Harvest Data - Loup East

| Permit Type | Permit Numbers | | | Mule Deer | | | Whitetail Deer | | | % Success |
|-------------------|----------------|------|----------|-----------|-----------|-----------|----------------|-------------|-------------|-------------|
| | Auth | Sold | Sellout | Buck | AO | Total | Buck | AO | Total | |
| Loup East Firearm | 3300 | 3300 | 11/13/20 | 32 | 3 | 35 | 1206 | 893 | 2099 | 48 / 14 / 3 |
| Loup East AO SC | 1500 | 648 | - | 0 | 1 | 1 | 8 | 372 | 380 | 30 / 11 / 4 |
| River Antlerless | | | | 0 | 0 | 0 | 19 | 653 | 672 | |
| Landowner Deer | | | | 8 | 0 | 8 | 323 | 190 | 513 | |
| Archery Deer | | | | 3 | 0 | 3 | 188 | 30 | 218 | |
| Muzzleloader | | | | 2 | 0 | 2 | 56 | 19 | 75 | |
| Resident Youth | | | | 11 | 5 | 16 | 147 | 39 | 186 | |
| Youth Whitetail | | | | 1 | 1 | 2 | 88 | 31 | 119 | |
| NR Rest Youth | | | | 0 | 0 | 0 | 5 | 4 | 9 | |
| Rest SW Buck | | | | 2 | 0 | 2 | 5 | 0 | 5 | |
| Statewide Buck | | | | 0 | 0 | 0 | 0 | 0 | 0 | |
| Statewide WT Buck | | | | 1 | 0 | 1 | 152 | 1 | 153 | |
| Totals | | | | 60 | 10 | 70 | 2197 | 2232 | 4429 | |

Harvest comparisons by year

| Year | Mule Deer | | | | | | | | Whitetail Deer | | | | | | | |
|------|-----------|----|-------|-----|------------|----|----|------|----------------|-------|-----|------------|----|----|--|--|
| | Buck | AO | Total | %AO | % Buck Age | | | Buck | AO | Total | %AO | % Buck Age | | | | |
| | | | | | 1 | 2 | 3+ | | | | | 1 | 2 | 3+ | | |
| 2016 | 69 | 8 | 77 | 10 | 35 | 33 | 31 | 2067 | 1769 | 3836 | 46 | 25 | 46 | 29 | | |
| 2017 | 95 | 12 | 105 | 11 | 31 | 35 | 33 | 2311 | 1791 | 4102 | 44 | 25 | 42 | 32 | | |
| 2018 | 67 | 10 | 77 | 14 | 30 | 40 | 30 | 2328 | 1947 | 4275 | 46 | 24 | 45 | 32 | | |
| 2019 | 66 | 11 | 77 | 14 | 32 | 48 | 20 | 2445 | 2370 | 4815 | 49 | 20 | 36 | 44 | | |
| 2020 | 60 | 10 | 70 | 14 | 25 | 75 | | 2197 | 2232 | 4429 | 50 | 22 | 78 | | | |



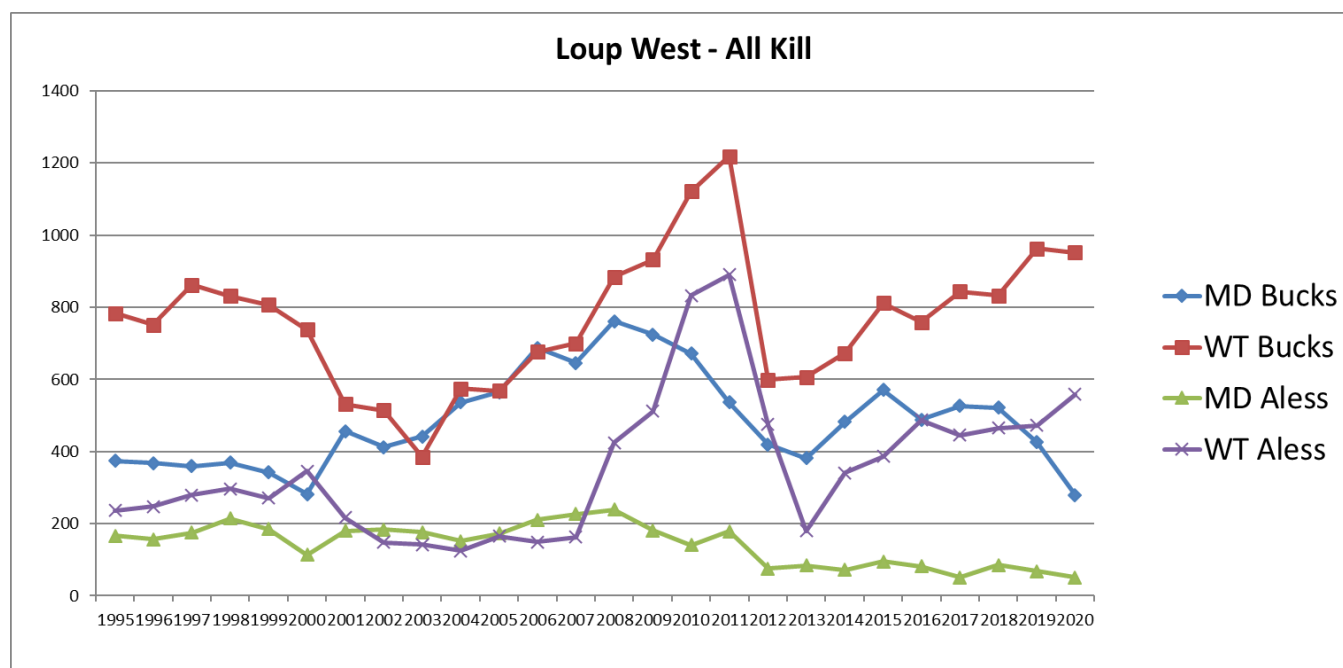
LOUP WEST MANAGEMENT UNIT

2020 Harvest Data - Loup West

| Permit Type | Permit Numbers | | | Mule Deer | | | Whitetail Deer | | | % Success |
|---------------------|----------------|------|---------|------------|-----------|------------|----------------|------------|-------------|-------------|
| | Auth | Sold | Sellout | Buck | AO | Total | Buck | AO | Total | |
| Loup West Firearm | 1200 | 1200 | 11/7/20 | 149 | 0 | 149 | 381 | 222 | 603 | 50 / 10 / 3 |
| Loup West Whitetail | 600 | 452 | - | 0 | 0 | 0 | 158 | 84 | 242 | 44 / 8 / 2 |
| Loup West AO SC | 400 | 211 | - | 0 | 22 | 22 | 2 | 85 | 87 | 37 / 11 / 4 |
| River Antlerless | | | | 0 | 0 | 0 | 0 | 77 | 77 | |
| Landowner Deer | | | | 38 | 21 | 59 | 121 | 45 | 166 | |
| Archery Deer | | | | 10 | 1 | 11 | 73 | 9 | 82 | |
| Muzzleloader | | | | 25 | 4 | 29 | 34 | 7 | 41 | |
| Resident Youth | | | | 40 | 3 | 43 | 84 | 21 | 105 | |
| Youth Whitetail | | | | 4 | 0 | 4 | 34 | 7 | 41 | |
| NR Rest Youth | | | | 3 | 0 | 3 | 5 | 0 | 5 | |
| Rest SW Buck | | | | 9 | 0 | 9 | 19 | 0 | 19 | |
| Statewide Buck | | | | 1 | 0 | 1 | 0 | 0 | 0 | |
| Statewide WT Buck | | | | 0 | 0 | 0 | 41 | 1 | 42 | |
| Totals | | | | 279 | 51 | 330 | 952 | 558 | 1510 | |

Harvest comparisons by year

| Year | Mule Deer | | | | | | | Whitetail Deer | | | | | | |
|------|-----------|----|-------|-----|------------|----|----|----------------|-----|-------|-----|------------|----|----|
| | Buck | AO | Total | %AO | % Buck Age | | | Buck | AO | Total | %AO | % Buck Age | | |
| | | | | | 1 | 2 | 3+ | | | | | 1 | 2 | 3+ |
| 2016 | 488 | 84 | 572 | 14 | 13 | 46 | 41 | 760 | 486 | 1246 | 39 | 22 | 34 | 44 |
| 2017 | 525 | 51 | 576 | 9 | 17 | 33 | 50 | 843 | 444 | 1287 | 34 | 20 | 35 | 45 |
| 2018 | 522 | 85 | 607 | 14 | 10 | 38 | 52 | 832 | 465 | 1297 | 36 | 23 | 34 | 43 |
| 2019 | 426 | 68 | 494 | 14 | 10 | 55 | 35 | 963 | 473 | 1436 | 33 | 19 | 41 | 40 |
| 2020 | 279 | 51 | 330 | 16 | 13 | 87 | | 952 | 558 | 1510 | 37 | 17 | 83 | |



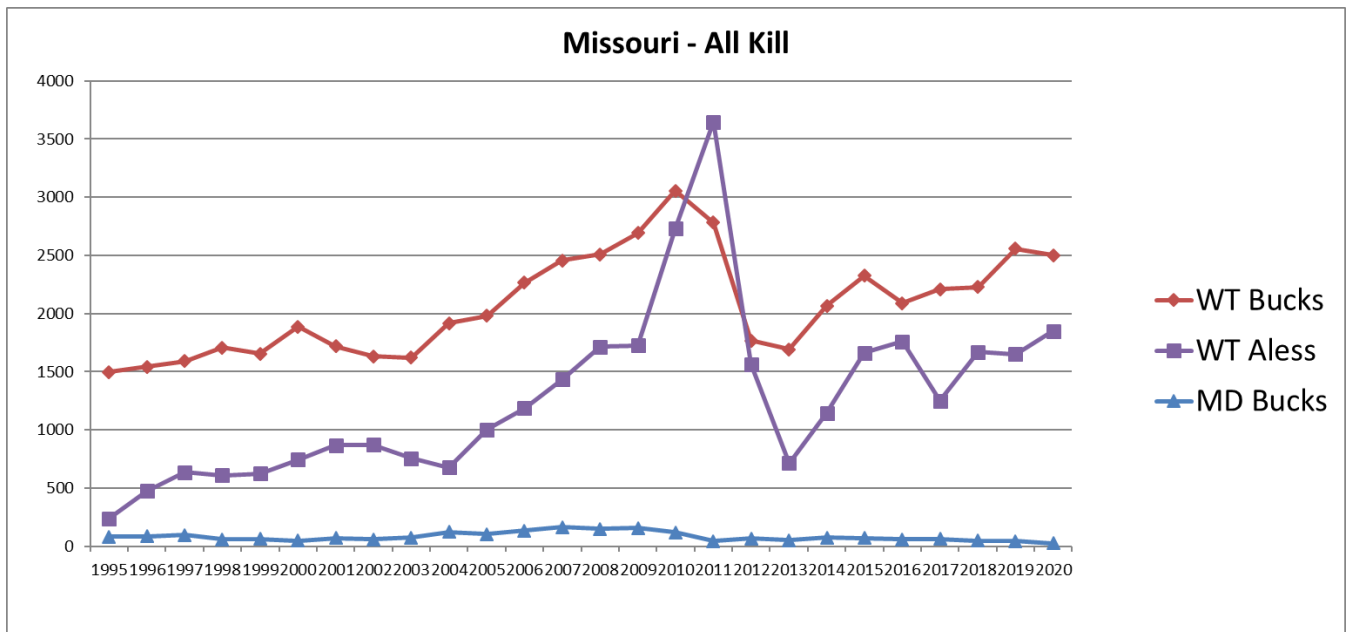
MISSOURI MANAGEMENT UNIT

2020 Harvest Data – Missouri

| Permit Type | Permit Numbers | | | Mule Deer | | | Whitetail Deer | | | % Success |
|-------------------|----------------|------|----------|-----------|----------|-----------|----------------|-------------|-------------|-----------|
| | Auth | Sold | Sellout | Buck | AO | Total | Buck | AO | Total | |
| Missouri Firearm | 3200 | 3200 | 11/10/20 | 12 | 0 | 12 | 1300 | 665 | 1965 | 50 / 12 |
| Missouri AO SC | 1000 | 1000 | 12/26/20 | 0 | 0 | 0 | 8 | 448 | 456 | 33 / 12 |
| River Antlerless | | | | 0 | 2 | 2 | 8 | 426 | 434 | |
| Landowner Deer | | | | 2 | 3 | 5 | 336 | 170 | 506 | |
| Archery Deer | | | | 1 | 0 | 1 | 249 | 42 | 291 | |
| Muzzleloader | | | | 2 | 0 | 2 | 65 | 25 | 90 | |
| Resident Youth | | | | 5 | 1 | 6 | 159 | 39 | 198 | |
| Youth Whitetail | | | | 2 | 0 | 2 | 111 | 24 | 135 | |
| NR Rest Youth | | | | 0 | 0 | 0 | 28 | 7 | 35 | |
| Rest SW Buck | | | | 0 | 0 | 0 | 5 | 0 | 5 | |
| Statewide Buck | | | | 0 | 0 | 0 | 0 | 0 | 0 | |
| Statewide WT Buck | | | | 1 | 0 | 1 | 232 | 2 | 234 | |
| Totals | | | | 25 | 6 | 31 | 2501 | 1848 | 4349 | |

Harvest comparisons by year

| Year | Mule Deer | | | | | | | Whitetail Deer | | | | | | |
|------|-----------|----|-------|-----|------------|----|----|----------------|------|-------|-----|------------|----|----|
| | Buck | AO | Total | %AO | % Buck Age | | | Buck | AO | Total | %AO | % Buck Age | | |
| | | | | | 1 | 2 | 3+ | | | | | 1 | 2 | 3+ |
| 2016 | 59 | 12 | 71 | 16 | 17 | 58 | 25 | 2090 | 1738 | 3828 | 45 | 28 | 46 | 26 |
| 2017 | 65 | 4 | 69 | 6 | 17 | 39 | 44 | 2208 | 1249 | 3457 | 36 | 28 | 44 | 28 |
| 2018 | 49 | 11 | 60 | 18 | 20 | 30 | 50 | 2227 | 1670 | 3897 | 43 | 20 | 48 | 32 |
| 2019 | 43 | 3 | 46 | 7 | | | | 2559 | 1651 | 4210 | 39 | 23 | 36 | 41 |
| 2020 | 25 | 6 | 31 | 19 | 20 | | 80 | 2501 | 1848 | 4349 | 42 | 22 | | 78 |



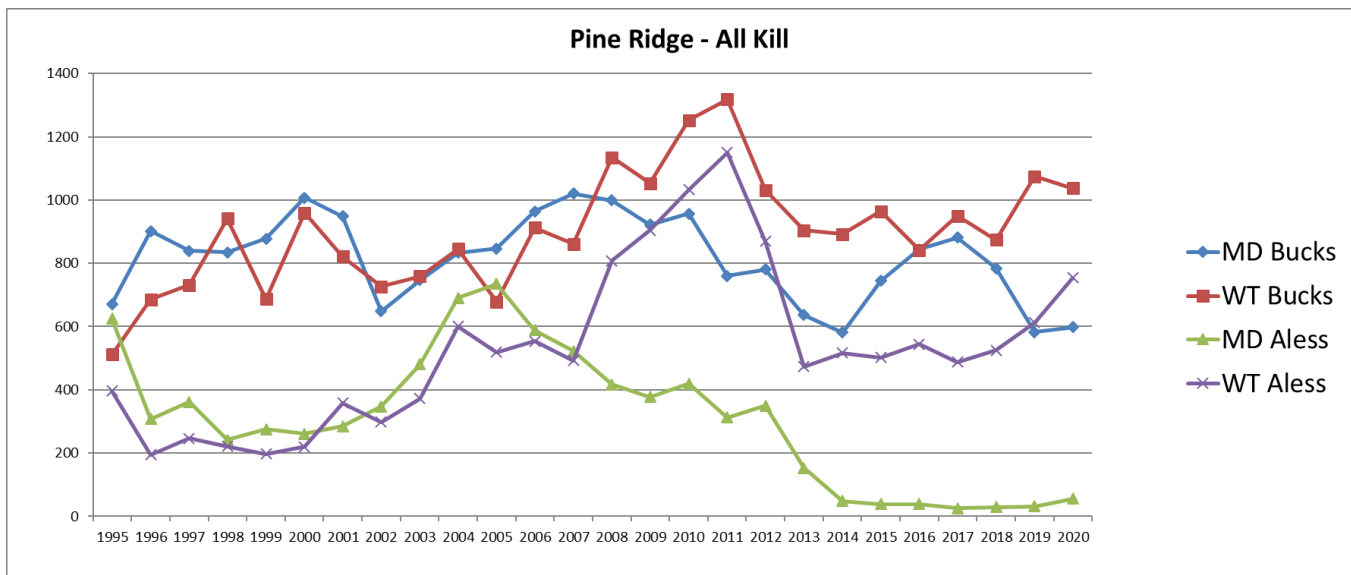
PINE RIDGE MANAGEMENT UNIT

2020 Harvest Data - Pine Ridge

| Permit Type | Permit Numbers | | | Mule Deer | | | Whitetail Deer | | | % Success |
|---------------------|----------------|------|----------|------------|-----------|------------|----------------|------------|-------------|-----------|
| | Auth | Sold | Sellout | Buck | AO | Total | Buck | AO | Total | |
| Pine Ridge | 1200 | 1109 | 8/4/20 | 245 | 0 | 245 | 274 | 40 | 314 | 50 |
| Pine Ridge WT | 1000 | 1000 | 11/14/20 | 0 | 0 | 0 | 358 | 79 | 437 | 44 |
| Pine Ridge AO SC | 600 | 551 | 49 | 0 | 34 | 34 | 0 | 97 | 97 | 48 / 18 |
| Pine Ridge AO SC WT | 200 | 200 | 8/22/20 | 0 | 1 | 1 | 9 | 297 | 306 | 40 / 15 |
| River Antlerless | | | | 0 | 0 | 0 | 1 | 127 | 128 | |
| Landowner Deer | | | | 87 | 15 | 102 | 74 | 44 | 118 | |
| Archery Deer | | | | 70 | 1 | 71 | 95 | 18 | 113 | |
| Muzzleloader | | | | 80 | 2 | 82 | 82 | 29 | 111 | |
| Resident Youth | | | | 38 | 0 | 38 | 41 | 11 | 52 | |
| Youth Whitetail | | | | 0 | 0 | 0 | 29 | 6 | 35 | |
| NR Rest Youth | | | | 13 | 2 | 15 | 12 | 5 | 17 | |
| Rest SW Buck | | | | 65 | 0 | 65 | 34 | 1 | 35 | |
| Statewide Buck | | | | 0 | 0 | 0 | 1 | 0 | 1 | |
| Statewide WT Buck | | | | 0 | 0 | 0 | 27 | 0 | 27 | |
| Supertag | | | | 0 | 0 | 0 | 1 | 0 | 1 | |
| Totals | | | | 598 | 55 | 653 | 1038 | 754 | 1792 | |

Harvest comparisons by year

| Year | Mule Deer | | | | | | | Whitetail Deer | | | | | | |
|------|-----------|----|-------|-----|------------|----|----|----------------|-----|-------|-----|------------|----|----|
| | Buck | AO | Total | %AO | % Buck Age | | | Buck | AO | Total | %AO | % Buck Age | | |
| | | | | | 1 | 2 | 3+ | | | | | 1 | 2 | 3+ |
| 2016 | 844 | 39 | 883 | 4 | 14 | 39 | 47 | 842 | 544 | 1386 | 39 | 22 | 41 | 37 |
| 2017 | 880 | 26 | 906 | 3 | 19 | 42 | 39 | 948 | 487 | 1435 | 34 | 18 | 42 | 40 |
| 2018 | 784 | 29 | 813 | 4 | 23 | 33 | 44 | 874 | 525 | 1399 | 38 | 20 | 33 | 47 |
| 2019 | 582 | 31 | 613 | 5 | 11 | 39 | 50 | 1075 | 612 | 1687 | 36 | 19 | 39 | 42 |
| 2020 | 598 | 55 | 653 | 8 | 18 | 82 | | 1038 | 754 | 1792 | 42 | 18 | 82 | |



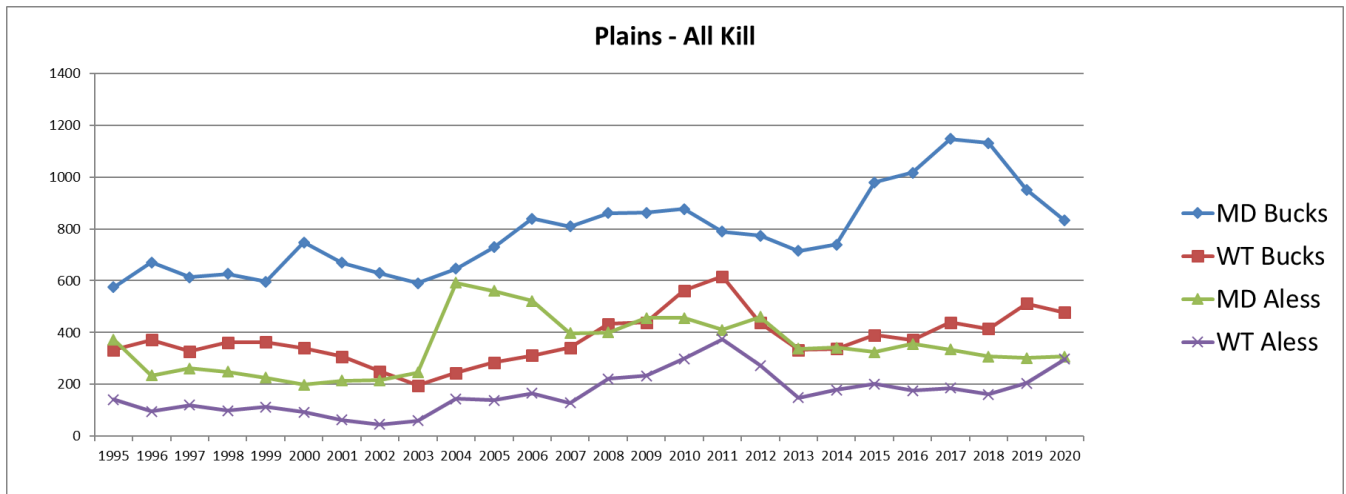
PLAINS MANAGEMENT UNIT

2020 Harvest Data – Plains

| Permit Type | Permit Numbers | | | Mule Deer | | | Whitetail Deer | | | % Success |
|-------------------|----------------|------|---------|------------|------------|-------------|----------------|------------|------------|-----------|
| | Auth | Sold | Sellout | Buck | AO | Total | Buck | AO | Total | |
| Plains Firearm | 1700 | 1700 | 11/4/20 | 503 | 84 | 587 | 297 | 171 | 468 | 55 / 7 |
| Plains AO SC | 500 | 466 | 34 | 5 | 140 | 145 | 2 | 70 | 72 | 40 / 7 |
| River Antlerless | | | | 1 | 0 | 1 | 1 | 15 | 16 | |
| Landowner Deer | | | | 77 | 39 | 116 | 36 | 18 | 54 | |
| Archery Deer | | | | 45 | 8 | 53 | 39 | 6 | 45 | |
| Muzzleloader | | | | 53 | 18 | 71 | 34 | 8 | 42 | |
| Resident Youth | | | | 89 | 14 | 103 | 27 | 3 | 30 | |
| Youth Whitetail | | | | 0 | 0 | 0 | 11 | 4 | 15 | |
| NR Rest Youth | | | | 22 | 4 | 26 | 9 | 2 | 11 | |
| Rest SW Buck | | | | 36 | 0 | 36 | 5 | 0 | 5 | |
| Statewide Buck | | | | 0 | 0 | 0 | 0 | 0 | 0 | |
| Statewide WT Buck | | | | 1 | 0 | 1 | 16 | 0 | 16 | |
| Totals | | | | 832 | 307 | 1139 | 477 | 297 | 774 | |

Harvest comparisons by year

| Year | Mule Deer | | | | | | | Whitetail Deer | | | | | | |
|------|-----------|-----|-------|-----|------------|----|----|----------------|-----|-------|-----|------------|----|----|
| | Buck | AO | Total | %AO | % Buck Age | | | Buck | AO | Total | %AO | % Buck Age | | |
| | | | | | 1 | 2 | 3+ | | | | | 1 | 2 | 3+ |
| 2016 | 1017 | 356 | 1373 | 25 | 17 | 39 | 47 | 371 | 176 | 547 | 30 | 22 | 41 | 37 |
| 2017 | 1118 | 325 | 1443 | 23 | 12 | 32 | 56 | 433 | 168 | 601 | 28 | 16 | 37 | 47 |
| 2018 | 1131 | 308 | 1439 | 22 | 14 | 36 | 50 | 414 | 161 | 575 | 28 | 19 | 37 | 44 |
| 2019 | 951 | 302 | 1253 | 24 | 11 | 40 | 49 | 512 | 204 | 716 | 28 | 16 | 39 | 45 |
| 2020 | 832 | 307 | 1139 | 27 | 10 | 90 | | 477 | 297 | 774 | 38 | 15 | 85 | |



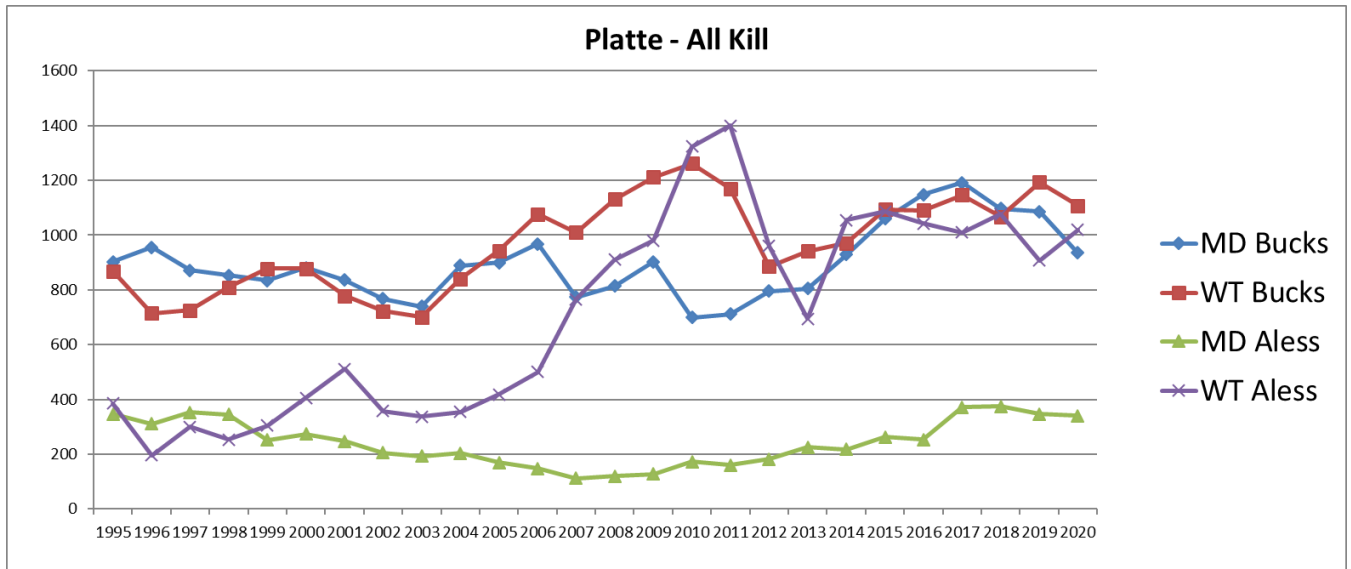
PLATTE MANAGEMENT UNIT

2020 Harvest Data – Platte

| Permit Type | Permit Numbers | | | Mule Deer | | | Whitetail Deer | | | % Success |
|--------------------|----------------|------|---------|------------|------------|-------------|----------------|-------------|-------------|-----------|
| | Auth | Sold | Sellout | Buck | AO | Total | Buck | AO | Total | |
| Platte MDCA | 1400 | 1400 | 8/3/20 | 501 | 2 | 503 | 165 | 139 | 304 | 51 / 7 |
| Platte WT Firearm | 1300 | 1242 | - | 4 | 0 | 4 | 409 | 56 | 465 | 38 |
| Platte AO SC | 200 | 200 | 9/26/20 | 0 | 32 | 32 | 2 | 66 | 68 | 34 / 16 |
| Platte WT AO SC | 500 | 498 | - | 0 | 0 | 0 | 3 | 167 | 170 | 25 / 8 |
| Platte North AO SC | 400 | 400 | 11/1/20 | 3 | 205 | 208 | 1 | 61 | 62 | 44 / 24 |
| River Antlerless | | | | 0 | 2 | 2 | 7 | 400 | 407 | |
| Landowner Deer | | | | 181 | 56 | 237 | 106 | 59 | 165 | |
| Archery Deer | | | | 97 | 12 | 109 | 188 | 18 | 206 | |
| Muzzleloader | | | | 3 | 2 | 5 | 34 | 9 | 43 | |
| Resident Youth | | | | 142 | 29 | 171 | 67 | 14 | 81 | |
| Youth Whitetail | | | | 0 | 0 | 0 | 52 | 27 | 79 | |
| NR Rest Youth | | | | 0 | 0 | 0 | 9 | 1 | 10 | |
| Rest SW Buck | | | | 1 | 0 | 1 | 4 | 0 | 4 | |
| Statewide Buck | | | | 2 | 0 | 2 | 0 | 0 | 0 | |
| Statewide WT Buck | | | | 1 | 0 | 1 | 61 | 2 | 63 | |
| Totals | | | | 935 | 340 | 1275 | 1108 | 1019 | 2127 | |

Harvest comparisons by year

| Year | Mule Deer | | | | | | | Whitetail Deer | | | | | | |
|------|-----------|-----|-------|-----|------------|----|----|----------------|------|-------|-----|------------|----|----|
| | Buck | AO | Total | %AO | % Buck Age | | | Buck | AO | Total | %AO | % Buck Age | | |
| | | | | | 1 | 2 | 3+ | | | | | 1 | 2 | 3+ |
| 2016 | 1148 | 254 | 1402 | 18 | 24 | 41 | 35 | 1091 | 1042 | 2133 | 49 | 23 | 35 | 43 |
| 2017 | 1184 | 363 | 1547 | 24 | 13 | 37 | 50 | 1142 | 1000 | 2142 | 47 | 21 | 32 | 47 |
| 2018 | 1096 | 375 | 1470 | 25 | 13 | 36 | 51 | 1067 | 1076 | 2136 | 50 | 20 | 34 | 46 |
| 2019 | 1085 | 346 | 1431 | 24 | 11 | 40 | 49 | 1193 | 907 | 2100 | 43 | 19 | 40 | 41 |
| 2020 | 935 | 340 | 1275 | 27 | 9 | 91 | | 1108 | 1019 | 2127 | 48 | 18 | 82 | |



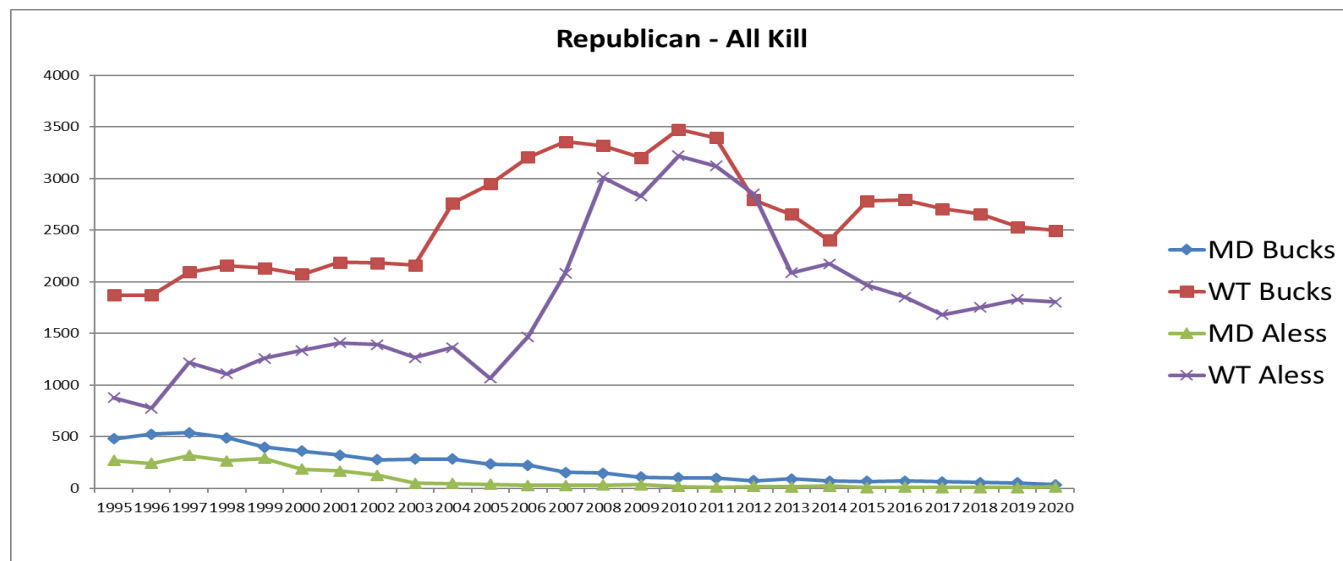
REPUBLICAN MANAGEMENT UNIT

2020 Harvest Data – Republican

| Permit Type | Permit Numbers | | | Mule Deer | | | Whitetail Deer | | | % Success |
|-------------------|----------------|------|---------|-----------|-----------|-----------|----------------|-------------|-------------|-----------|
| | Auth | Sold | Sellout | Buck | AO | Total | Buck | AO | Total | |
| Republican WT | 3000 | 3000 | 11/2/20 | 3 | 0 | 3 | 1073 | 261 | 1334 | 45 |
| Republican MD | 75 | 64 | 8/3/20 | 13 | 0 | 13 | 0 | 0 | 0 | 19 |
| Republican AO SC | 1500 | 1441 | - | 0 | 1 | 1 | 21 | 644 | 665 | 34 / 10 |
| River Antlerless | | | | 0 | 1 | 1 | 13 | 538 | 551 | |
| Landowner Deer | | | | 8 | 7 | 15 | 306 | 144 | 450 | |
| Archery Deer | | | | 5 | 0 | 5 | 365 | 66 | 431 | |
| Muzzleloader | | | | 0 | 0 | 0 | 70 | 55 | 125 | |
| Resident Youth | | | | 4 | 2 | 6 | 146 | 42 | 188 | |
| Youth Whitetail | | | | 1 | 0 | 1 | 129 | 52 | 181 | |
| NR Rest Youth | | | | 0 | 0 | 0 | 0 | 0 | 0 | |
| Rest SW Buck | | | | 0 | 0 | 0 | 11 | 0 | 11 | |
| Statewide Buck | | | | 0 | 0 | 0 | 1 | 0 | 1 | |
| Statewide WT Buck | | | | 0 | 0 | 0 | 360 | 1 | 361 | |
| Totals | | | | 34 | 11 | 45 | 2495 | 1803 | 4298 | |

Harvest comparisons by year

| Year | MuleDeer | | | | | | | WhitetailDeer | | | | | | |
|------|----------|----|-------|-----|----------|----|----|---------------|------|-------|-----|----------|----|----|
| | Buck | AO | Total | %AO | %BuckAge | | | Buck | AO | Total | %AO | %BuckAge | | |
| | | | | | 1 | 2 | 3+ | | | | | 1 | 2 | 3+ |
| 2016 | 70 | 10 | 80 | 12 | 26 | 37 | 37 | 2795 | 1852 | 4647 | 40 | 23 | 35 | 42 |
| 2017 | 61 | 7 | 68 | 10 | | | | 2695 | 1674 | 4369 | 38 | 27 | 34 | 39 |
| 2018 | 55 | 6 | 61 | 10 | | | | 2658 | 1752 | 4410 | 40 | 19 | 40 | 40 |
| 2019 | 52 | 5 | 57 | 9 | | | | 2533 | 1830 | 4363 | 42 | 22 | 42 | 36 |
| 2020 | 34 | 11 | 45 | 24 | 11 | 89 | | 2495 | 1803 | 4298 | 42 | 21 | 79 | |



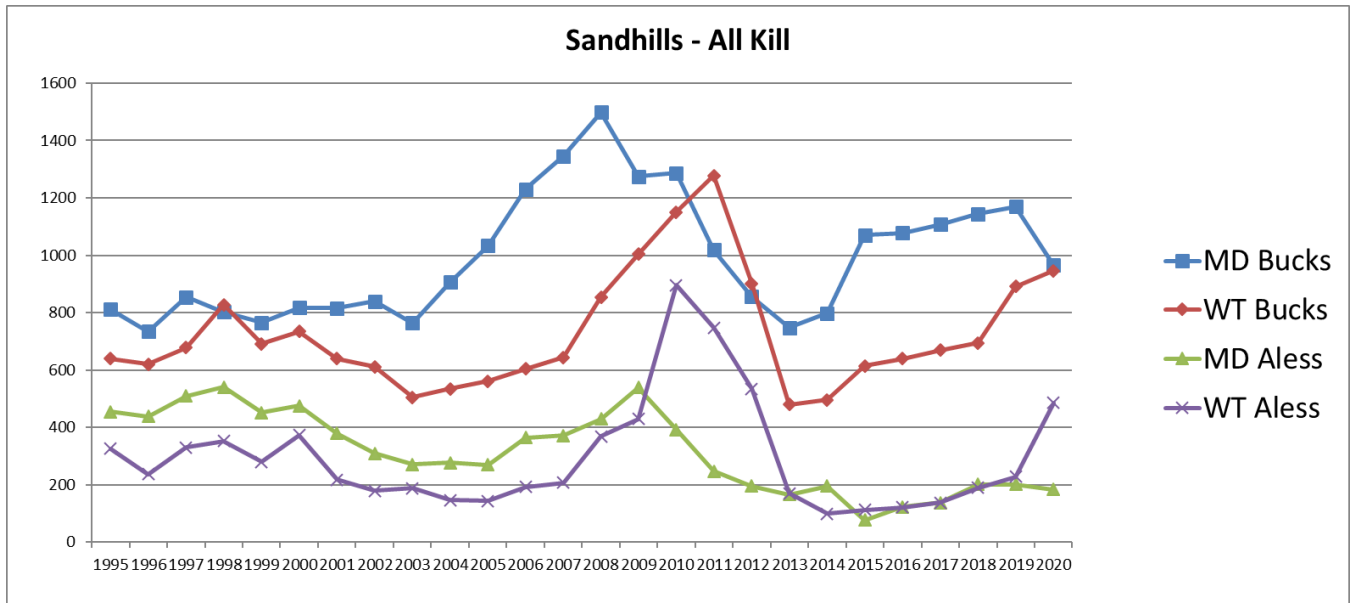
SANDHILLS MANAGEMENT UNIT

2020 Harvest Data – Sandhills

| Permit Type | Permit Numbers | | | Mule Deer | | | Whitetail Deer | | | % Success |
|-------------------|----------------|------|---------|------------|------------|-------------|----------------|------------|-------------|--------------|
| | Auth | Sold | Sellout | Buck | AO | Total | Buck | AO | Total | |
| Sandhills Firearm | 2000 | 2000 | 10/7/20 | 494 | 24 | 518 | 533 | 190 | 723 | 56 / 7 |
| Sandhills AO SC | 450 | 377 | - | 0 | 107 | 107 | 2 | 163 | 165 | 47 / 15 / 10 |
| River Antlerless | | | | 0 | 0 | 0 | 5 | 37 | 42 | |
| Landowner Deer | | | | 76 | 22 | 98 | 87 | 48 | 135 | |
| Archery Deer | | | | 67 | 8 | 75 | 59 | 7 | 66 | |
| Muzzleloader | | | | 138 | 12 | 150 | 81 | 24 | 105 | |
| Resident Youth | | | | 76 | 9 | 85 | 56 | 7 | 63 | |
| Youth Whitetail | | | | 0 | 0 | 0 | 17 | 5 | 22 | |
| NR Rest Youth | | | | 20 | 1 | 21 | 11 | 4 | 15 | |
| Rest SW Buck | | | | 94 | 0 | 94 | 45 | 1 | 46 | |
| Statewide Buck | | | | 1 | 0 | 1 | 0 | 0 | 0 | |
| Statewide WT Buck | | | | 0 | 0 | 0 | 50 | 0 | 50 | |
| Totals | | | | 966 | 183 | 1149 | 946 | 486 | 1432 | |

Harvest comparisons by year

| Year | Mule Deer | | | | | Whitetail Deer | | | | | | | | |
|------|-----------|-----|-------|-----|------------|----------------|----|------|-----|-------|-----|------------|----|----|
| | Buck | AO | Total | %AO | % Buck Age | | | Buck | AO | Total | %AO | % Buck Age | | |
| | | | | | 1 | 2 | 3+ | | | | | 1 | 2 | 3+ |
| 2016 | 1078 | 123 | 1201 | 9 | 9 | 39 | 52 | 639 | 121 | 760 | 15 | 16 | 36 | 48 |
| 2017 | 1098 | 137 | 1235 | 11 | 6 | 24 | 70 | 670 | 133 | 803 | 17 | 9 | 36 | 55 |
| 2018 | 1144 | 201 | 1345 | 15 | 7 | 22 | 71 | 694 | 190 | 884 | 21 | 6 | 36 | 58 |
| 2019 | 1169 | 201 | 1370 | 15 | 9 | 24 | 67 | 892 | 228 | 1120 | 20 | 12 | 31 | 57 |
| 2020 | 966 | 183 | 1149 | 16 | 5 | 95 | | 946 | 486 | 1432 | 34 | 11 | 89 | |



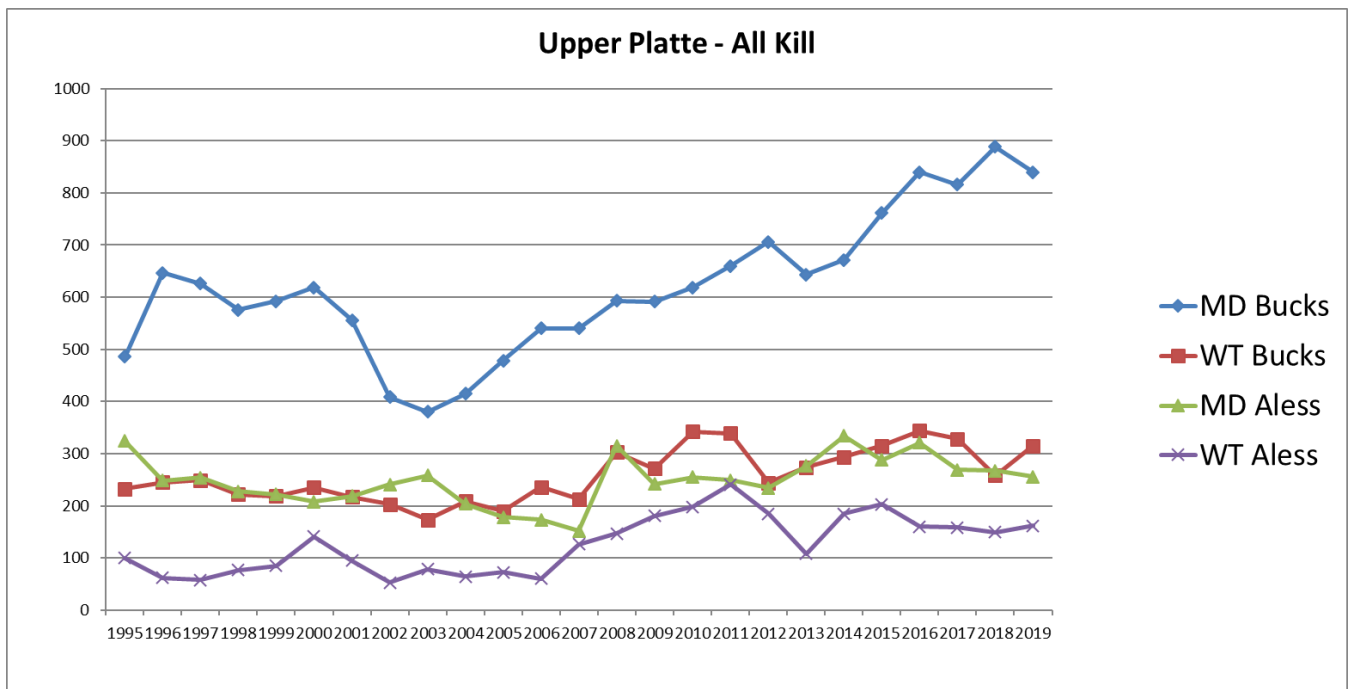
UPPER PLATTE MANAGEMENT UNIT

2020 Harvest Data – Upper Platte

| Permit Type | Permit Numbers | | | Mule Deer | | | Whitetail Deer | | | % Success |
|-----------------------|----------------|------|----------|------------|------------|-------------|----------------|------------|------------|-----------|
| | Auth | Sold | Sellout | Buck | AO | Total | Buck | AO | Total | |
| Upper Platte | 1200 | 1200 | 10/18/20 | 407 | 100 | 507 | 137 | 21 | 158 | 55 |
| Upper Platte AO SC | 250 | 250 | 9/18/20 | 2 | 87 | 89 | 0 | 36 | 36 | 42 / 8 |
| Upper Platte WT AO SC | 200 | 170 | - | 0 | 1 | 1 | 2 | 40 | 42 | 19 / 6 |
| River Antlerless | | | | 0 | 0 | 0 | 5 | 98 | 103 | |
| Landowner Deer | | | | 99 | 45 | 144 | 35 | 18 | 53 | |
| Archery Deer | | | | 50 | 13 | 63 | 29 | 3 | 32 | |
| Muzzleloader | | | | 55 | 26 | 81 | 14 | 3 | 17 | |
| Resident Youth | | | | 84 | 24 | 108 | 24 | 7 | 31 | |
| Youth Whitetail | | | | 0 | 1 | 1 | 15 | 4 | 19 | |
| NR Rest Youth | | | | 19 | 4 | 23 | 6 | 4 | 10 | |
| Rest SW Buck | | | | 45 | 0 | 45 | 7 | 0 | 7 | |
| Statewide Buck | | | | 0 | 0 | 0 | 0 | 0 | 0 | |
| Statewide WT Buck | | | | 0 | 0 | 0 | 29 | 0 | 29 | |
| Totals | | | | 761 | 301 | 1062 | 303 | 234 | 537 | |

Harvest comparisons by year

| Year | Mule Deer | | | | | | | Whitetail Deer | | | | | | |
|------|-----------|-----|-------|-----|------------|----|----|----------------|-----|-------|-----|------------|----|----|
| | Buck | AO | Total | %AO | % Buck Age | | | Buck | AO | Total | %AO | % Buck Age | | |
| | | | | | 1 | 2 | 3+ | | | | | 1 | 2 | 3+ |
| 2016 | 840 | 321 | 1161 | 27 | 23 | 42 | 35 | 344 | 160 | 504 | 32 | 18 | 43 | 39 |
| 2017 | 814 | 269 | 1083 | 25 | 18 | 39 | 43 | 328 | 150 | 478 | 31 | 22 | 40 | 39 |
| 2018 | 888 | 265 | 1153 | 23 | 19 | 37 | 44 | 258 | 149 | 407 | 37 | 18 | 38 | 44 |
| 2019 | 840 | 256 | 1096 | 23 | 19 | 37 | 44 | 315 | 162 | 477 | 34 | 21 | 37 | 42 |
| 2020 | 761 | 301 | 1062 | 28 | 13 | 87 | | 303 | 234 | 537 | 44 | 15 | 85 | |



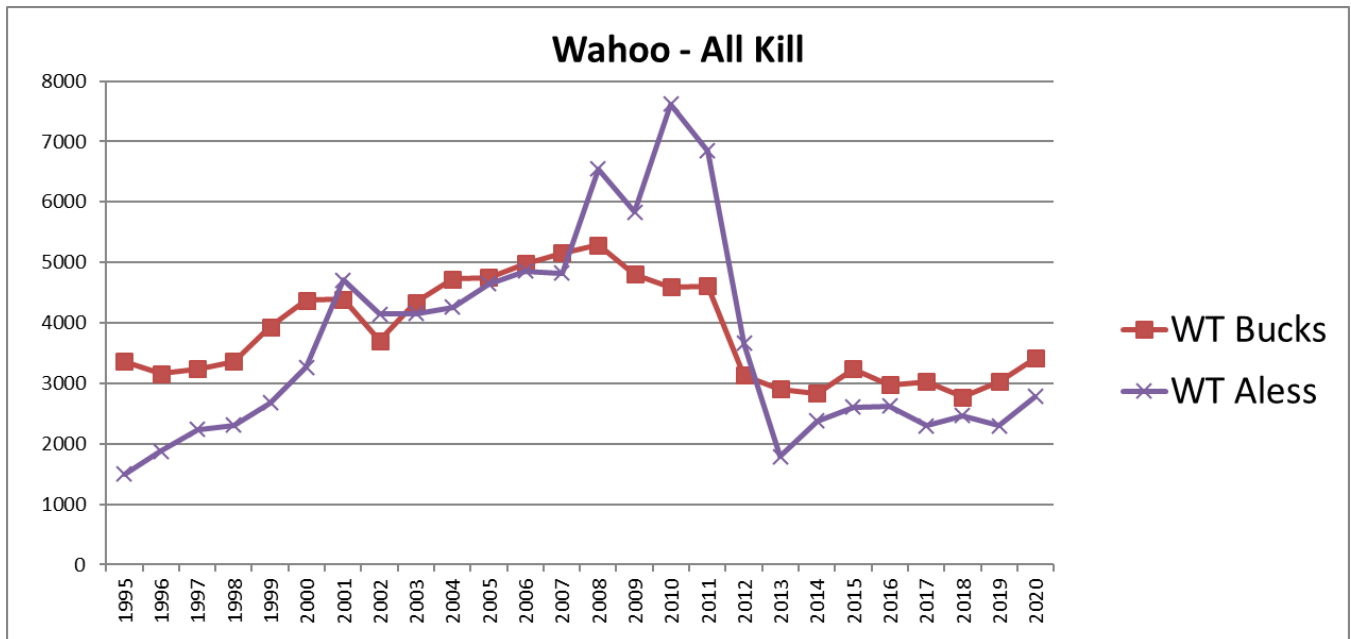
WAHOO MANAGEMENT UNIT

2020 Harvest Data – Wahoo

| Permit Type | Permit Numbers | | | Mule Deer | | | Whitetail Deer | | | % Success |
|-------------------|----------------|------|----------|-----------|----------|-----------|----------------|-------------|-------------|-----------|
| | Auth | Sold | Sellout | Buck | AO | Total | Buck | AO | Total | |
| Wahoo Firearm | 3650 | 3650 | 11/2/20 | 2 | 0 | 2 | 1329 | 311 | 1640 | 45 |
| Wahoo AO SC | 1900 | 1900 | 11/11/20 | 0 | 1 | 1 | 12 | 531 | 543 | 28 |
| River Antlerless | | | | 1 | 2 | 3 | 48 | 1296 | 1344 | |
| Landowner Deer | | | | 1 | 2 | 3 | 456 | 270 | 726 | |
| Archery Deer | | | | 1 | 0 | 1 | 644 | 150 | 794 | |
| Muzzleloader Deer | | | | 1 | 0 | 1 | 92 | 78 | 170 | |
| Res Youth | | | | 2 | 0 | 2 | 174 | 69 | 243 | |
| Youth WT Deer | | | | 0 | 1 | 1 | 128 | 68 | 196 | |
| NR Rest Youth | | | | 0 | 0 | 0 | 7 | 1 | 8 | |
| Rest SW Buck | | | | 0 | 0 | 0 | 10 | 0 | 10 | |
| Statewide Buck | | | | 0 | 0 | 0 | 1 | 0 | 1 | |
| Statewide WT Buck | | | | 0 | 0 | 0 | 516 | 5 | 521 | |
| Totals | | | | 8 | 6 | 14 | 3417 | 2779 | 6196 | |

Harvest comparisons by year

| Year | Mule Deer | | | | | | Whitetail Deer | | | | | | | | | | | | | |
|------|-----------|----|-------|-----|------------|---|----------------|------|----|-------|-----|------------|---|----|--|--|--|--|--|--|
| | Buck | AO | Total | %AO | % Buck Age | | | Buck | AO | Total | %AO | % Buck Age | | | | | | | | |
| | | | | | 1 | 2 | 3+ | | | | | 1 | 2 | 3+ | | | | | | |
| 2016 | 9 | 5 | 14 | | | | | | | | | | | | | | | | | |
| 2017 | 9 | 6 | 15 | | | | | | | | | | | | | | | | | |
| 2018 | 10 | 9 | 19 | | | | | | | | | | | | | | | | | |
| 2019 | 8 | 6 | 14 | | | | | | | | | | | | | | | | | |
| 2020 | 8 | 6 | 14 | | | | | | | | | | | | | | | | | |



RESTRICTED STATEWIDE BUCK

2020 Unit Breakdown

| Unit | Mule Deer | | Whitetail Deer | | Unit | Mule Deer | | Whitetail Deer | |
|--------------|-----------|----|----------------|----|--------------|-----------|----|----------------|----|
| | Buck | AO | Buck | AO | | Buck | AO | Buck | AO |
| Blue NW | 0 | 0 | 14 | 0 | Loup West | 9 | 0 | 19 | 0 |
| Blue SE | 0 | 0 | 12 | 1 | Missouri | 0 | 0 | 5 | 0 |
| Buffalo | 0 | 0 | 11 | 0 | Pine Ridge | 65 | 0 | 34 | 1 |
| Calamus East | 5 | 0 | 10 | 0 | Plains | 36 | 0 | 5 | 0 |
| Calamus West | 19 | 0 | 18 | 0 | Platte | 1 | 0 | 4 | 0 |
| Elkhorn | 0 | 0 | 11 | 0 | Republican | 0 | 0 | 11 | 0 |
| Frenchman | 0 | 0 | 1 | 0 | Sandhills | 94 | 0 | 45 | 1 |
| Keya Paha | 3 | 0 | 11 | 0 | Upper Platte | 45 | 0 | 7 | 0 |
| Loup East | 2 | 0 | 5 | 0 | Wahoo | 0 | 0 | 10 | 0 |

Harvest and permit comparisons by year

| Year | Permits | | Mule Deer | | | Whitetail Deer | | | %Success |
|-------|-----------|------|-----------|----|-------|----------------|----|-------|----------|
| | Quota | Sold | Buck | AO | Total | Buck | AO | Total | |
| 2016 | Unlimited | 2211 | 463 | 0 | 463 | 496 | 0 | 496 | 43 |
| 2017 | Unlimited | 505 | 210 | 0 | 210 | 96 | 0 | 96 | 61 |
| 2018 | Unlimited | 835 | 305 | 1 | 306 | 141 | 1 | 142 | 54 |
| 2019 | Unlimited | 846 | 242 | 0 | 242 | 182 | 1 | 183 | 50 |
| 2020 | Unlimited | 1179 | 279 | 0 | 279 | 233 | 3 | 236 | 44 |
| 2021* | Unlimited | | | | | | | | |

*Recommended permit numbers

STATEWIDE BUCK

Harvest and permit comparisons by year

| Year | Permits | | Mule Deer | | | Whitetail Deer | | | %Success | # NR |
|-------|---------|------|-----------|----|-------|----------------|----|-------|----------|------|
| | Quota | Sold | Buck | AO | Total | Buck | AO | Total | | |
| 2018 | 40 | 40 | 24 | 0 | 24 | 2 | 0 | 2 | 65 | |
| 2019 | 50 | 50 | 21 | 0 | 21 | 0 | 0 | 0 | 42 | 13 |
| 2020 | 100 | 59 | 31 | 0 | 31 | 7 | 0 | 7 | 64 | 24 |
| 2021* | 100 | | | | | | | | | |

*Recommended

2020 Unit Breakdown

| Unit | Mule Deer | | Whitetail Deer | | Unit | Mule Deer | | Whitetail Deer | |
|--------------|-----------|----|----------------|----|--------------|-----------|----|----------------|----|
| | Buck | AO | Buck | AO | | Buck | AO | Buck | AO |
| Blue NW | 0 | 0 | 0 | 0 | Loup West | 1 | 0 | 0 | 0 |
| Blue SE | 0 | 0 | 1 | 0 | Missouri | 0 | 0 | 0 | 0 |
| Buffalo | 1 | 0 | 1 | 0 | Pine Ridge | 0 | 0 | 1 | 0 |
| Calamus East | 0 | 0 | 0 | 0 | Plains | 0 | 0 | 0 | 0 |
| Calamus West | 0 | 0 | 0 | 0 | Platte | 2 | 0 | 0 | 0 |
| Elkhorn | 0 | 0 | 0 | 0 | Republican | 0 | 0 | 1 | 0 |
| Frenchman | 26 | 0 | 2 | 0 | Sandhills | 1 | 0 | 0 | 0 |
| Keya Paha | 0 | 0 | 0 | 0 | Upper Platte | 0 | 0 | 0 | 0 |
| Loup East | 0 | 0 | 0 | 0 | Wahoo | 0 | 0 | 1 | 0 |

STATEWIDE WHITETAIL BUCK

Harvest and permit comparisons by year

| Year | Permits | | Mule Deer | | | Whitetail Deer | | | %Success |
|-------|-----------|--------|-----------|----|-------|----------------|----|-------|----------|
| | Quota | Sold | Buck | AO | Total | Buck | AO | Total | |
| 2016 | Unlimited | 10,419 | 19 | 0 | 19 | 3061 | 39 | 3129 | 30 |
| 2017 | Unlimited | 10,998 | 9 | 0 | 9 | 3167 | 25 | 3192 | 29 |
| 2018 | Unlimited | 9,181 | 10 | 0 | 10 | 2942 | 29 | 2971 | 32 |
| 2019 | Unlimited | 9,109 | 9 | 1 | 10 | 2915 | 28 | 2943 | 32 |
| 2020 | Unlimited | 10,626 | 8 | 0 | 8 | 3134 | 29 | 3163 | 30 |
| 2021* | Unlimited | | | | | | | | |

*Recommended

2020 Unit Breakdown

| Unit | Mule Deer | | Whitetail Deer | | Unit | Mule Deer | | Whitetail Deer | |
|--------------|-----------|----|----------------|----|--------------|-----------|----|----------------|----|
| | Buck | AO | Buck | AO | | Buck | AO | Buck | AO |
| Blue NW | 0 | 0 | 378 | 1 | Loup West | 0 | 0 | 41 | 1 |
| Blue SE | 2 | 0 | 402 | 5 | Missouri | 1 | 0 | 232 | 2 |
| Buffalo | 0 | 0 | 190 | 2 | Pine Ridge | 0 | 0 | 27 | 0 |
| Calamus East | 0 | 0 | 93 | 2 | Plains | 1 | 0 | 16 | 0 |
| Calamus West | 0 | 0 | 74 | 2 | Platte | 1 | 0 | 61 | 2 |
| Elkhorn | 1 | 0 | 326 | 4 | Republican | 0 | 0 | 360 | 1 |
| Frenchman | 0 | 0 | 107 | 1 | Sandhills | 0 | 0 | 50 | 0 |
| Keya Paha | 1 | 0 | 80 | 0 | Upper Platte | 0 | 0 | 29 | 0 |
| Loup East | 1 | 0 | 152 | 1 | Wahoo | 0 | 0 | 516 | 5 |

STATEWIDE ARCHERY

Harvest comparisons by year

| Year | Permits | Mule Deer | | | | Whitetail Deer | | | | % Success | % NR | % XBow |
|------|---------|-----------|----|-------|-----|----------------|-----|-------|-----|-----------|------|--------|
| | | Buck | AO | Total | %AO | Buck | AO | Total | %AO | | | |
| 2016 | 17,373 | 512 | 56 | 568 | 10 | 2834 | 625 | 3461 | 18 | 23 | 17 | 19 |
| 2017 | 16,998 | 605 | 44 | 649 | 7 | 2922 | 542 | 3464 | 19 | 24 | 18 | 22 |
| 2018 | 16,797 | 615 | 53 | 668 | 8 | 2662 | 627 | 3289 | 19 | 24 | 20 | 24 |
| 2019 | 17,668 | 699 | 55 | 754 | 7 | 3586 | 601 | 4187 | 14 | 28 | 22 | 26 |
| 2020 | 20,341 | 652 | 76 | 728 | 10 | 3778 | 679 | 4457 | 15 | 25 | 24 | 28 |

2020 Unit Breakdown

| Unit | Mule Deer | | Whitetail Deer | | Unit | Mule Deer | | Whitetail Deer | |
|--------------|-----------|----|----------------|----|--------------|-----------|----|----------------|-----|
| | Buck | AO | Buck | AO | | Buck | AO | Buck | AO |
| Blue NW | 0 | 0 | 337 | 91 | Loup West | 10 | 1 | 73 | 9 |
| Blue SE | 0 | 1 | 544 | 73 | Missouri | 1 | 0 | 249 | 42 |
| Buffalo | 18 | 2 | 261 | 48 | Pine Ridge | 70 | 1 | 95 | 18 |
| Calamus East | 2 | 0 | 53 | 10 | Plains | 45 | 8 | 39 | 6 |
| Calamus West | 15 | 4 | 80 | 9 | Platte | 97 | 12 | 188 | 18 |
| Elkhorn | 2 | 0 | 265 | 63 | Republican | 5 | 0 | 365 | 66 |
| Frenchman | 258 | 26 | 150 | 30 | Sandhills | 67 | 8 | 59 | 7 |
| Keya Paha | 8 | 0 | 159 | 6 | Upper Platte | 50 | 13 | 29 | 3 |
| Loup East | 3 | 0 | 188 | 30 | Wahoo | 1 | 0 | 644 | 150 |

STATEWIDE MUZZLELOADER

Harvest comparisons by year

| Year | Permits | MuleDeer | | | | WhitetailDeer | | | | % Success |
|------|---------|----------|----|-------|-----|---------------|-----|-------|-----|-----------|
| | | Buck | AO | Total | %AO | Buck | AO | Total | %AO | |
| 2016 | 7742 | 407 | 94 | 501 | 19 | 848 | 498 | 1346 | 37 | 24 |
| 2017 | 7500 | 472 | 95 | 567 | 17 | 888 | 398 | 1286 | 31 | 25 |
| 2018 | 7167 | 460 | 87 | 547 | 16 | 993 | 457 | 1450 | 32 | 28 |
| 2019 | 6741 | 415 | 77 | 492 | 16 | 965 | 425 | 1390 | 31 | 28 |
| 2020 | 7746 | 404 | 78 | 482 | 16 | 950 | 496 | 1446 | 34 | 25 |

2020 Unit Breakdown

| Unit | Mule Deer | | Whitetail Deer | | Unit | Mule Deer | | Whitetail Deer | |
|--------------|-----------|----|----------------|----|--------------|-----------|----|----------------|----|
| | Buck | AO | Buck | AO | | Buck | AO | Buck | AO |
| Blue NW | 0 | 0 | 42 | 48 | Loup West | 25 | 4 | 34 | 7 |
| Blue SE | 0 | 0 | 64 | 56 | Missouri | 2 | 0 | 65 | 25 |
| Buffalo | 1 | 0 | 55 | 35 | Pine Ridge | 80 | 2 | 82 | 29 |
| Calamus East | 2 | 0 | 12 | 5 | Plains | 53 | 18 | 34 | 8 |
| Calamus West | 35 | 12 | 32 | 14 | Platte | 3 | 2 | 34 | 9 |
| Elkhorn | 0 | 0 | 65 | 47 | Republican | 0 | 0 | 70 | 55 |
| Frenchman | 0 | 0 | 31 | 13 | Sandhills | 138 | 12 | 81 | 24 |
| Keya Paha | 7 | 2 | 87 | 21 | Upper Platte | 55 | 26 | 14 | 3 |
| Loup East | 2 | 0 | 56 | 19 | Wahoo | 1 | 0 | 92 | 78 |

STATEWIDE YOUTH

Harvest comparisons by year

| Year | Permits | Mule Deer | | | | Whitetail Deer | | | | %Success |
|----------------------|---------|-----------|-----|-------|-----|----------------|------|-------|-----|----------|
| | | Buck | AO | Total | %AO | Buck | AO | Total | %AO | |
| 2016 (all) | 12,005 | 1439 | 210 | 1649 | 13 | 2967 | 1145 | 4112 | 28 | 48 |
| 2017 (all) | 11,732 | 1502 | 162 | 1664 | 10 | 3217 | 986 | 4203 | 23 | 50 |
| 2018 (all) | 11,011 | 1311 | 179 | 1490 | 12 | 2817 | 1076 | 3893 | 28 | 49 |
| 2019 (all) | 11,093 | 1235 | 156 | 1391 | 11 | 2986 | 971 | 3957 | 25 | 48 |
| 2020 (all) | 11,854 | 1024 | 163 | 1187 | 12 | 3103 | 1021 | 4124 | 25 | 45 |
| 2020 Resident Youth | 6975 | 916 | 147 | 1063 | 14 | 1737 | 502 | 2239 | 22 | 52 |
| 2020 Youth Whitetail | 4152 | 15 | 3 | 18 | 17 | 1217 | 464 | 1681 | 28 | 41 |
| 2020 NR Rest. Youth | 727 | 93 | 13 | 106 | 12 | 149 | 55 | 204 | 27 | 48 |

2020 Unit Breakdown

| Unit | Mule Deer | | Whitetail Deer | | Unit | Mule Deer | | Whitetail Deer | |
|--------------|-----------|----|----------------|-----|--------------|-----------|----|----------------|-----|
| | Buck | AO | Buck | AO | | Buck | AO | Buck | AO |
| Blue NW | 1 | 0 | 223 | 110 | Loup West | 47 | 3 | 123 | 28 |
| Blue SE | 0 | 0 | 260 | 94 | Missouri | 7 | 1 | 298 | 70 |
| Buffalo | 65 | 11 | 255 | 91 | Pine Ridge | 51 | 2 | 82 | 22 |
| Calamus East | 7 | 0 | 108 | 12 | Plains | 111 | 18 | 47 | 9 |
| Calamus West | 41 | 6 | 106 | 16 | Platte | 142 | 29 | 128 | 42 |
| Elkhorn | 1 | 0 | 243 | 101 | Republican | 5 | 2 | 275 | 94 |
| Frenchman | 326 | 41 | 121 | 52 | Sandhills | 96 | 10 | 84 | 16 |
| Keya Paha | 7 | 4 | 156 | 37 | Upper Platte | 103 | 29 | 45 | 15 |
| Loup East | 12 | 6 | 240 | 74 | Wahoo | 2 | 1 | 309 | 138 |

LIMITED LANDOWNER DEER

Harvest comparisons by year

| Year | Permits | Mule Deer | | | | Whitetail Deer | | | | % Success |
|------|---------|-----------|-----|-------|-----|----------------|------|-------|-----|-----------|
| | | Buck | AO | Total | %AO | Buck | AO | Total | %AO | |
| 2015 | 14,204 | 1346 | 518 | 1864 | 28 | 3757 | 1879 | 5636 | 33 | 53* |
| 2016 | 14,079 | 1430 | 464 | 1899 | 24 | 3443 | 1849 | 5309 | 35 | 44 / 8 |
| 2017 | 14,888 | 1589 | 458 | 2047 | 22 | 3731 | 1859 | 5590 | 33 | 45 / 8 |
| 2018 | 13,983 | 1345 | 448 | 1793 | 25 | 3490 | 1823 | 5313 | 34 | 43 / 8 |
| 2019 | 14,296 | 1242 | 398 | 1640 | 24 | 3763 | 1832 | 5595 | 33 | 43 / 8 |
| 2020 | 15,511 | 1084 | 401 | 1485 | 27 | 3859 | 2022 | 5881 | 34 | 40 / 7 |

2020 Unit Breakdown

| Unit | Mule Deer | | Whitetail Deer | | Unit | Mule Deer | | Whitetail Deer | |
|--------------|-----------|-----|----------------|-----|--------------|-----------|----|----------------|-----|
| | Buck | AO | Buck | AO | | Buck | AO | Buck | AO |
| Blue NW | 1 | 0 | 340 | 229 | Loup West | 38 | 21 | 121 | 45 |
| Blue SE | 0 | 0 | 479 | 255 | Missouri | 2 | 3 | 336 | 170 |
| Buffalo | 59 | 29 | 242 | 105 | Pine Ridge | 87 | 15 | 74 | 44 |
| Calamus East | 20 | 2 | 125 | 44 | Plains | 77 | 39 | 36 | 18 |
| Calamus West | 39 | 11 | 87 | 31 | Platte | 181 | 56 | 106 | 59 |
| Elkhorn | 3 | 1 | 408 | 206 | Republican | 8 | 7 | 306 | 144 |
| Frenchman | 377 | 141 | 128 | 54 | Sandhills | 76 | 22 | 87 | 48 |
| Keya Paha | 8 | 7 | 170 | 92 | Upper Platte | 99 | 45 | 35 | 18 |
| Loup East | 8 | 0 | 323 | 190 | Wahoo | 1 | 2 | 456 | 270 |

RIVER ANTLERLESS

Harvest comparisons:

| Year | Permits | | MuleDeer | | | WhitetailDeer | | | %Success |
|-------|---------|--------|----------|----|-------|---------------|------|-------|----------|
| | Quota | Sold | Buck | AO | Total | Buck | AO | Total | |
| 2015 | 12,000 | 10,501 | 0 | 19 | 19 | 161 | 5545 | 5706 | 38 / 16 |
| 2016 | 12,000 | 9,065 | 1 | 22 | 23 | 169 | 4946 | 5117 | 40 / 17 |
| 2017 | 12,000 | 8,947 | 2 | 13 | 15 | 173 | 5038 | 5211 | 40 / 18 |
| 2018 | 12,000 | 9,038 | 1 | 12 | 13 | 200 | 5515 | 5715 | 44 / 20 |
| 2019 | 12,000 | 8,976 | 1 | 24 | 25 | 169 | 5129 | 5298 | 41 / 18 |
| 2020 | 12,000 | 10,652 | 2 | 18 | 20 | 168 | 6052 | 6220 | 40 / 18 |
| 2021* | 12,000 | | | | | | | | |

2020 Unit Breakdown

| Unit | Mule Deer | | Whitetail Deer | | Unit | Mule Deer | | Whitetail Deer | |
|--------------|-----------|----|----------------|-----|--------------|-----------|----|----------------|------|
| | Buck | AO | Buck | AO | | Buck | AO | Buck | AO |
| Blue NW | 0 | 0 | 1 | 12 | Loup West | 0 | 0 | 0 | 77 |
| Blue SE | 0 | 2 | 7 | 360 | Missouri | 0 | 2 | 8 | 426 |
| Buffalo | 0 | 4 | 18 | 794 | Pine Ridge | 0 | 0 | 1 | 127 |
| Calamus East | 0 | 0 | 2 | 68 | Plains | 1 | 0 | 1 | 15 |
| Calamus West | 0 | 0 | 1 | 29 | Platte | 0 | 2 | 7 | 400 |
| Elkhorn | 0 | 2 | 15 | 709 | Republican | 0 | 1 | 13 | 538 |
| Frenchman | 0 | 1 | 7 | 133 | Sandhills | 0 | 0 | 5 | 37 |
| Keya Paha | 0 | 2 | 10 | 280 | Upper Platte | 0 | 0 | 5 | 98 |
| Loup East | 0 | 0 | 19 | 653 | Wahoo | 1 | 2 | 48 | 1296 |