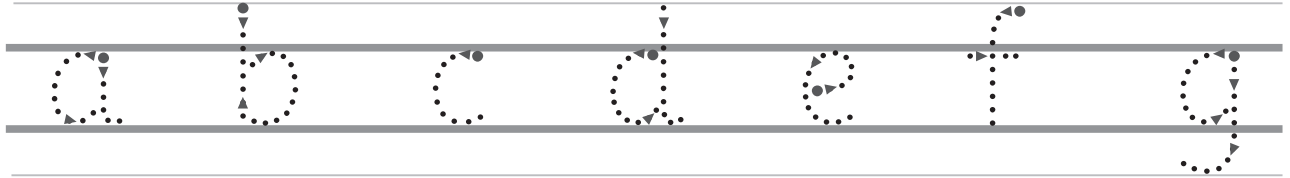


# The alphabet

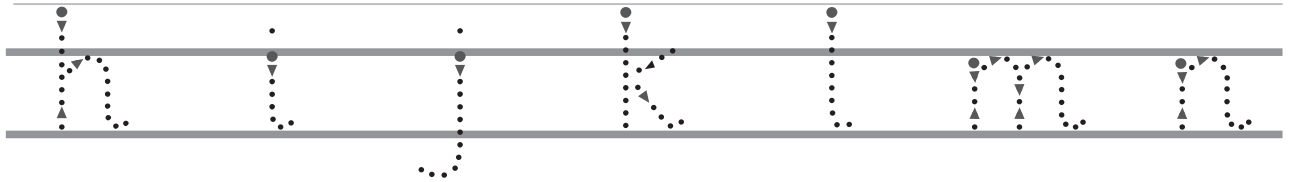


Now you can write all your letters.  
Copy each letter by connecting the dots.

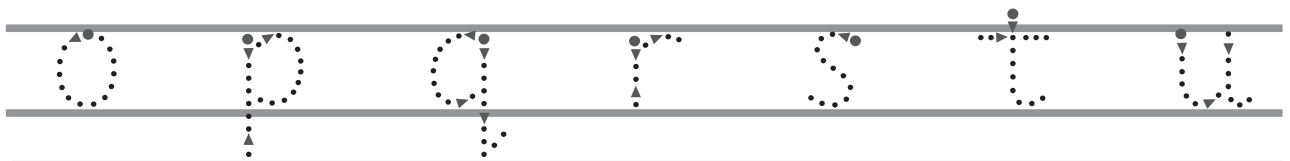
a b c d e f g



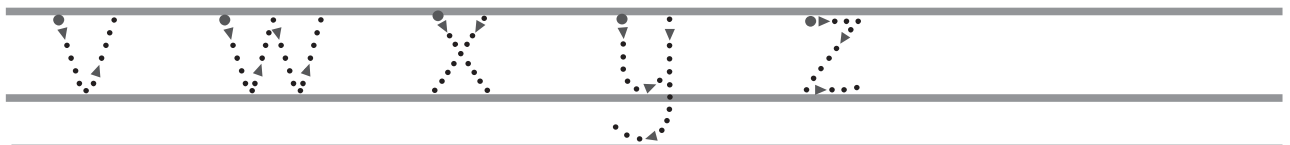
h i j k l m n



o p q r s t u



v w x y z



The letters are in alphabetical order.

# The alphabet



Now you can write all your letters.  
Copy each letter by connecting the dots.

a b c d e f g

a b c d e f g

h i j k l m n

h i j k l m n

o p q r s t u

o p q r s t u

v w x y z

v w x y z

The letters are in alphabetical order .

In this page, the 26 letters are presented in alphabetical order. This provides more writing practice for your child. The letters are written on the sets of lines to help children with the proportions of the different letters, especially the tall ones and those with tails.