


## AT Assessment: The Tried and True and the Brand New



- Between 1993-2009 there were 14,802 unique users
- 2014 – Over 114,000 visits
- Over 32 IHE
- Text Books
- School district handbooks
- Forty Countries ( Germany Czech Republic, India, Singapore, Australia, Poland, Viet Nam, Canada)

[www.wati.org](http://www.wati.org)

AT Assessment: Involves a cyclical series of:

- 1) Information Gathering
- 2) Decision Making by a team

Focused on the Student, the Environment, the Tasks, and the Tools.

Using WATI Forms:

1. The Student Information Guide
2. The Environmental Information Guide
3. The SETT Scaffold for Tool Selection
4. The AT Decision Making Guide
5. The AT Checklist
6. The AT Trial Use Guide
7. The At Trial Use Summary







Following a 5 step decision making process:

1. Problem Identification
2. Solution Generation
3. Solution Selection
4. Implementation
5. Follow-up

**Introducing the WATI + ATIM Partnership**  
*The Tried and True Meets the Brand New*

The graphic features the WATI logo on the left, which consists of two stylized figures holding hands over a green arc, with the letters 'WATI' below. To the right is the ATIM logo, which consists of the letters 'ATIM' in a stylized font, with 'ASSISTIVE TECHNOLOGY INTERNET MODULES' written below. The background is a light green and white striped pattern. At the bottom, there is a yellow banner with the text 'New Modules Available Now!'.

<http://www.atinternetmodules.org/>

-  AT for School Age
-  AT Problem Solving Across the Lifespan
-  AT for Early Childhood
-  AT for Adult Life
-  Using the WATI Assessment Process
-  Browse Alphabetically

### Browse Modules A-Z

**Current Modules (22)**


- A Family-Centered Approach to Assistive Technology in Early Childhood
- An Overview of Using the WATI AT Assessment Process
- AT Assessment Process in the School Environment
- AT Assessment Tools
- AT Consideration in the IEP Process
- AT for Administrators
- AT Implementation
- AT Supports and Services in the IEP
- AT Transitions
- Automatic Speech Recognition (ASR) / Speech-to-Text
- Communication - WATI - Part I
- Computer Access - WATI - Part I
- Computer Access - WATI - Part II
- Funding Assistive Technology
- Mobile Device Access - WATI - Part I
- Mobile Device Access - WATI - Part II
- Navigating Accessible Instructional Materials
- Overview of Assistive Technology (AT)
- Reading Access - WATI - Part I
- Reading Access - WATI - Part II
- Seating and Positioning - WATI - Part I
- Seating and Positioning - WATI - Part II

**Upcoming Modules (27)**











- Communication - WATI - Part II

Module Navigator	Professional Development Certificates	Continuing Education Credits	College and University Course Credit
------------------	---------------------------------------	------------------------------	--------------------------------------

## Module Navigator

 [Print Assessment Results](#)

**Welcome to the Assistive Technology Internet Modules (ATIM)!** ATIM is designed to provide high-quality information and professional development on assistive technology (AT) for educators, professionals, families, persons with disabilities, and others. ATIM modules are available at no cost. Each module guides you through case studies, instructional videos, pre- and post-assessments, a glossary, and much more. If you would like to receive credit for your time on ATIM, certificate and credit options are coming soon, for a fee. **Need assistance?** Visit the [help page](#).

<ul style="list-style-type: none"> <li> AT for School Age</li> <li> AT Problem Solving Across the Lifespan</li> <li> AT for Early Childhood</li> <li> AT for Adult Life</li> <li style="background-color: #FFD700;"> Using the WATI Assessment Process</li> </ul>	<div style="background-color: #FFD700; padding: 5px; margin-bottom: 5px;"><b>Using the WATI Assessment Process</b></div> <ul style="list-style-type: none"> <li style="background-color: #eee; padding: 5px; margin-bottom: 5px;"><a href="#">An Overview of Using the WATI AT Assessment Process</a> </li> <li style="background-color: #eee; padding: 5px; margin-bottom: 5px;"><a href="#">Communication - WATI - Part I</a> </li> <li style="background-color: #eee; padding: 5px; margin-bottom: 5px;"><a href="#">Computer Access - WATI - Part I</a> </li> <li style="background-color: #eee; padding: 5px; margin-bottom: 5px;"><a href="#">Computer Access - WATI - Part II</a> </li> <li style="background-color: #eee; padding: 5px; margin-bottom: 5px;"><a href="#">Funding Assistive Technology</a> </li> </ul>
--	--