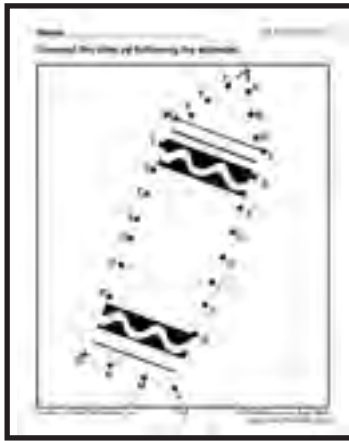


# Kindergarten Basic Skills

**Learning the Alphabet and Fine Motor Skills**




**Basic alphabet and fine motor skills activities necessary for developing the skills students need to succeed!**

**Written by: Aaron Levy & Kelley Wingate Levy  
Illustrated by: Karen Sevaly**

**Look for all of Teacher's Friend's  
Basic Skills Books  
at your local educational retailer!**

## Skills Assessment Checklist – Portfolio Copy

	Assessed	Retought	Mastered	
<b>Fine Motor Skills</b>				
<input type="checkbox"/> Alligator maze _____				
<input type="checkbox"/> Tracing angled lines _____				
<input type="checkbox"/> Tracing zig-zag lines _____				
<input type="checkbox"/> Tracing horizontal and vertical lines _____				
<input type="checkbox"/> Tracing curved lines _____				
<input type="checkbox"/> Tracing curved lines _____				
<input type="checkbox"/> Tracing curved lines _____				
<input type="checkbox"/> Tracing curved lines _____				
<input type="checkbox"/> Tracing a dotted lined picture _____				
<input type="checkbox"/> Tracing a dotted lined picture _____				
<input type="checkbox"/> Tracing dotted lined pictures _____				
<b>Alphabet Skills</b>				
<input type="checkbox"/> Learning the letter A _____				
<input type="checkbox"/> Learning the letter B _____				
<input type="checkbox"/> Learning the letter C _____				
<input type="checkbox"/> Learning the letter D _____				
<input type="checkbox"/> Learning the letter E _____				
<input type="checkbox"/> Learning the letter F _____				
<input type="checkbox"/> Learning the letter G _____				
<input type="checkbox"/> Learning the letter H _____				
<input type="checkbox"/> Learning the letter I _____				
<input type="checkbox"/> Learning the letter J _____				
<input type="checkbox"/> Learning the letter K _____				
<input type="checkbox"/> Learning the letter L _____				
<input type="checkbox"/> Learning the letter M _____				
<input type="checkbox"/> Learning the letter N _____				
<input type="checkbox"/> Learning the letter O _____				
<input type="checkbox"/> Learning the letter P _____				
<input type="checkbox"/> Learning the letter Q _____				
<input type="checkbox"/> Learning the letter R _____				
<input type="checkbox"/> Learning the letter S _____				
<input type="checkbox"/> Learning the letter T _____				
<input type="checkbox"/> Learning the letter U _____				
<input type="checkbox"/> Learning the letter V _____				
<input type="checkbox"/> Learning the letter W _____				
<input type="checkbox"/> Learning the letter X _____				
<input type="checkbox"/> Learning the letter Y _____				
<input type="checkbox"/> Learning the letter Z _____				
<input type="checkbox"/> Upper case missing letters _____				
<input type="checkbox"/> Upper case missing letters _____				
<input type="checkbox"/> Lower case missing letters _____				
<input type="checkbox"/> Lower case missing letters _____				
<input type="checkbox"/> Upper case dot-to-dot _____				
<input type="checkbox"/> Lower case dot-to-dot _____				
<input type="checkbox"/> Upper case dot-to-dot _____				
<input type="checkbox"/> Lower case dot-to-dot _____				



# Table of Contents

## Fine Motor Skills

Alligator maze	3
Tracing angled lines	4
Tracing zig-zag lines	5
Tracing horizontal and vertical lines	6
Tracing curved lines	7
Tracing curved lines	8
Tracing curved lines	9
Tracing curved lines	10
Tracing curved lines	11
Tracing a dotted lined picture	12
Tracing a dotted lined picture	13
Tracing dotted lined pictures	14

## Alphabet Skills

Learning the letter A	15
Learning the letter B	16
Learning the letter C	17
Learning the letter D	18
Learning the letter E	19
Learning the letter F	20
Learning the letter G	21
Learning the letter H	22
Learning the letter I	23
Learning the letter J	24

Learning the letter K	25
Learning the letter L	26
Learning the letter M	27
Learning the letter N	28
Learning the letter O	29
Learning the letter P	30
Learning the letter Q	31
Learning the letter R	32
Learning the letter S	33
Learning the letter T	34
Learning the letter U	35
Learning the letter V	36
Learning the letter W	37
Learning the letter X	38
Learning the letter Y	39
Learning the letter Z	40
Upper case missing letters	41
Upper case missing letters	42
Lower case missing letters	43
Lower case missing letters	44
Upper case dot-to-dot	45
Lower case dot-to-dot	46
Upper case dot-to-dot	47
Lower case dot-to-dot	48



Reproduction of these materials for commercial resale or distribution to an entire school system or school/library district is strictly prohibited. Pages may be duplicated for one individual classroom set only. Materials may not be reproduced for other purposes without the prior written permission of the publisher.

Copyright © 2002

Teacher's Friend, a Scholastic Company.

All rights reserved.


Printed in China.



Name \_\_\_\_\_

Skill: Fine motor skills

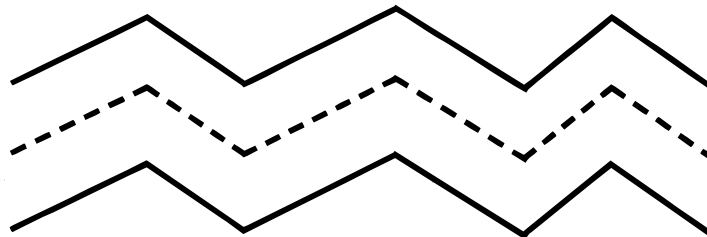

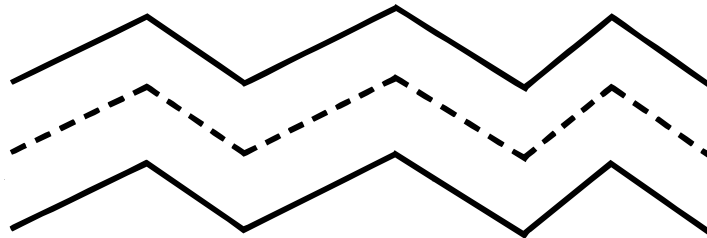

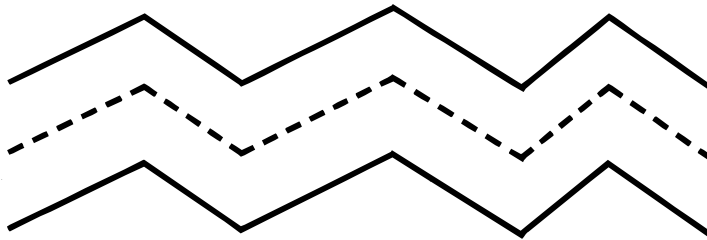

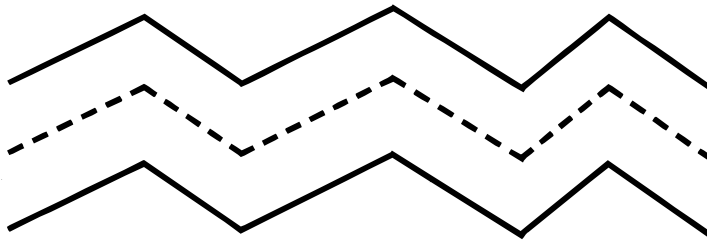

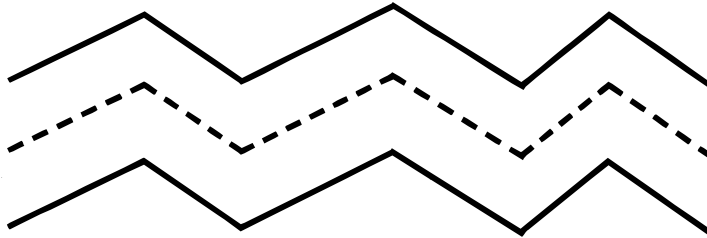

Trace the dotted lines to connect the bugs.



Name \_\_\_\_\_

Skill: Fine motor skills

Trace the dotted line to help each bus get to the school.



Name \_\_\_\_\_

Skill: Fine motor skills

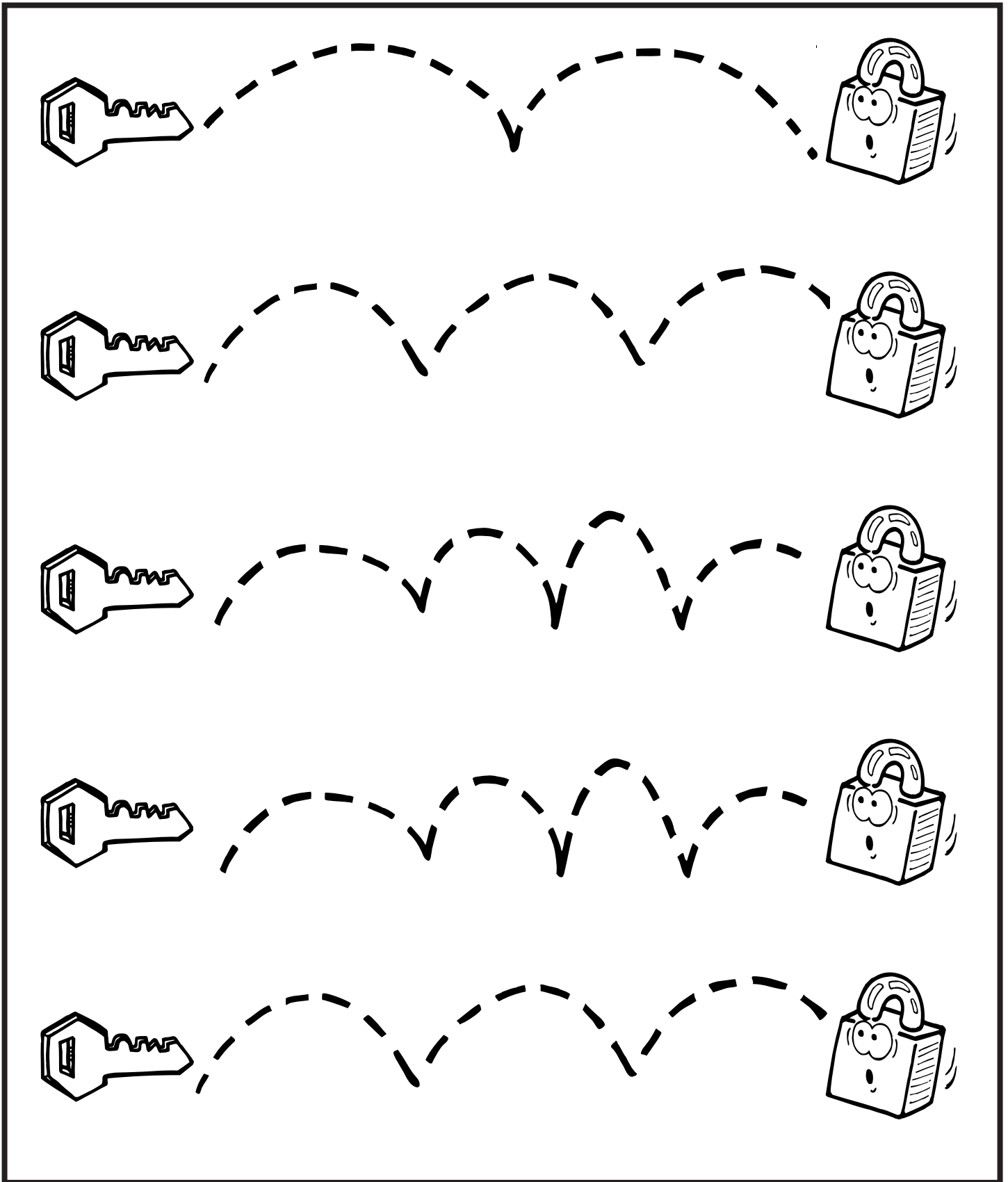
Trace the dotted line to get the car to the house .



Name \_\_\_\_\_

Skill: Fine motor skills

Trace the dotted line to get each key to the lock.

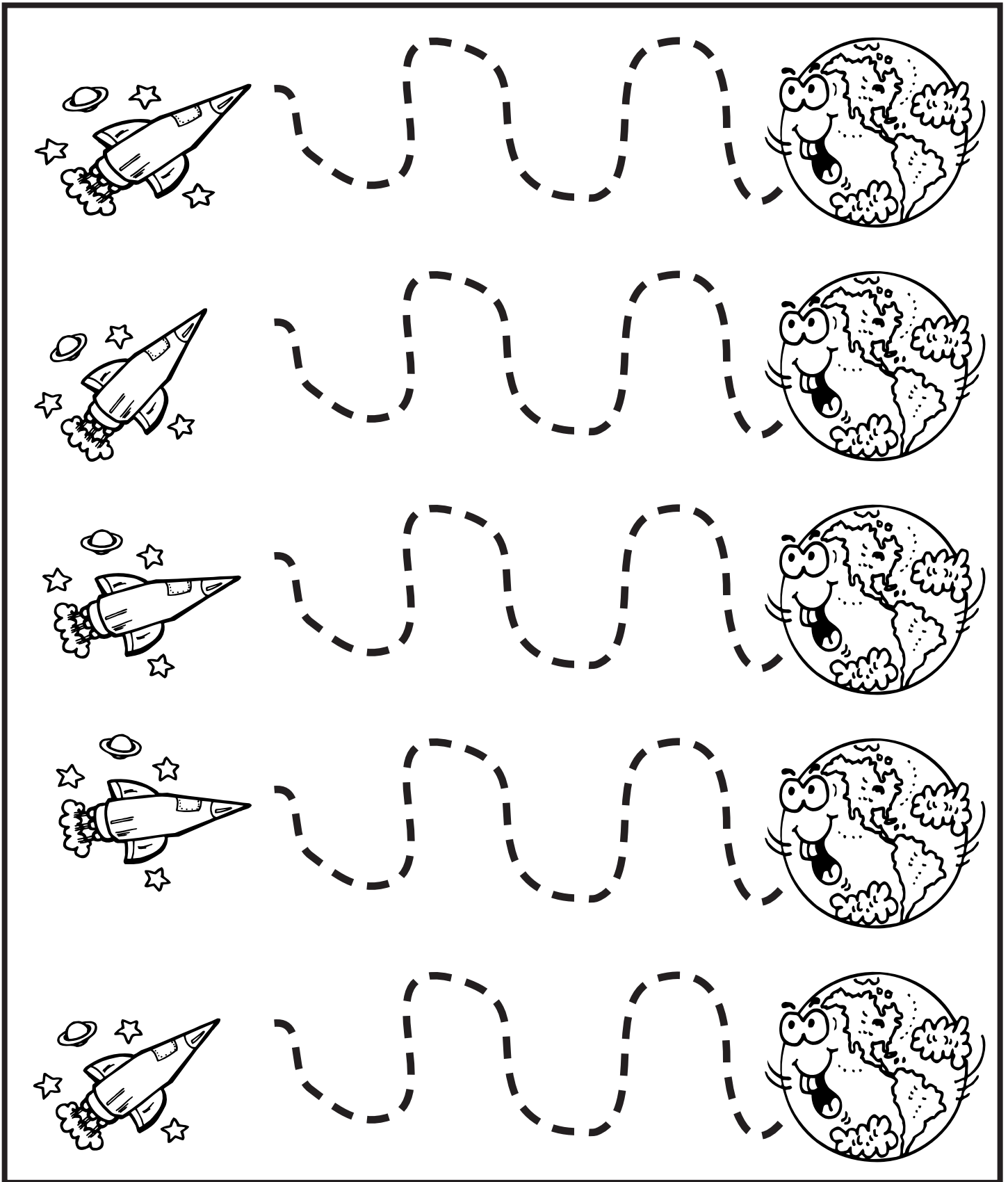




Name \_\_\_\_\_

Skill: Fine motor skills

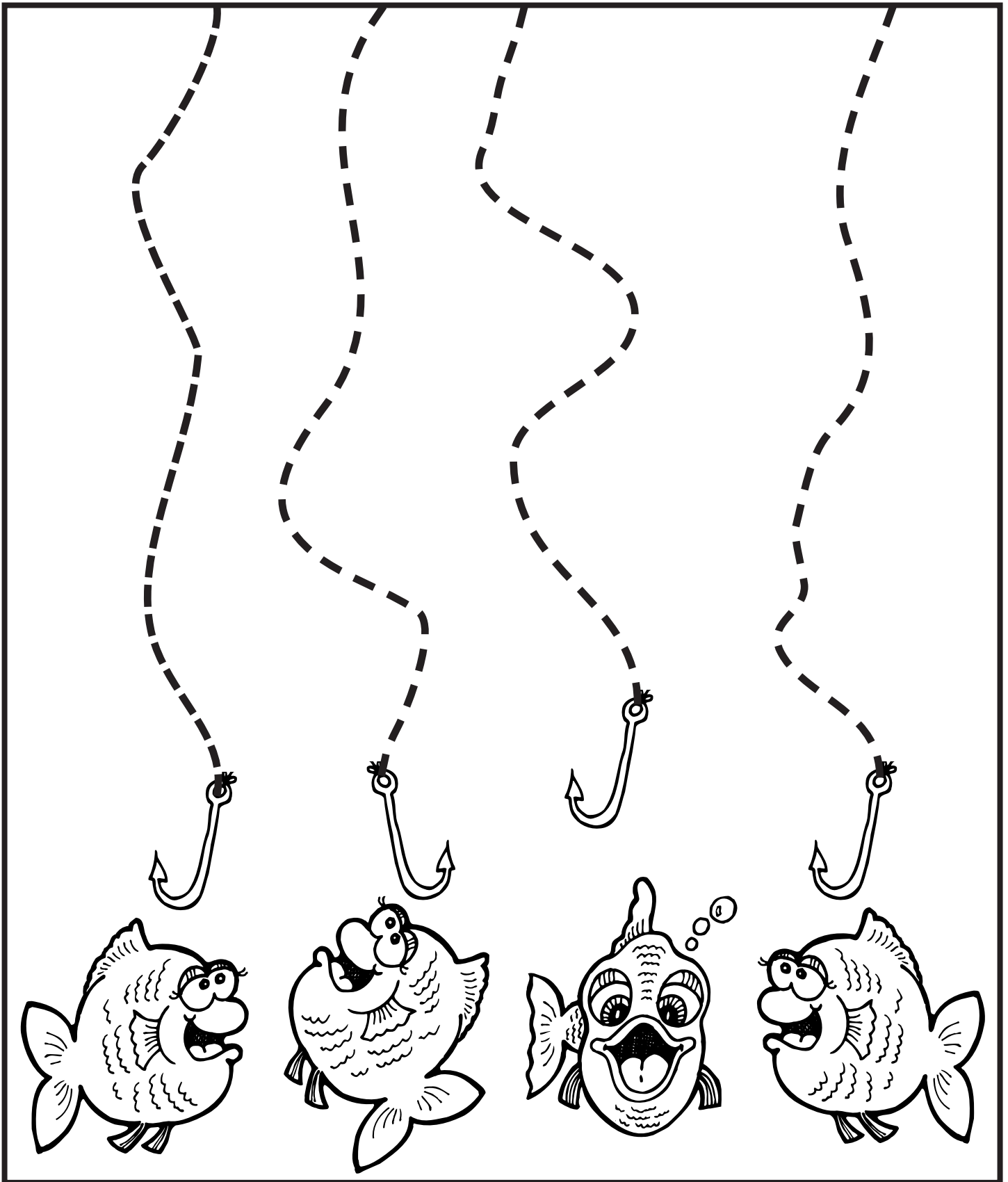
Trace the dotted line to help the r ocket get to Earth.



Name \_\_\_\_\_

Skill: Fine motor skills


Trace the dotted line to get each hook to the fish.



Name \_\_\_\_\_

Skill: Fine motor skills


Trace the dotted line to help the rabbit get to the carrots.



Name \_\_\_\_\_

Skill: Fine motor skills

Trace the dotted line to help each space shuttle get to the astronaut.

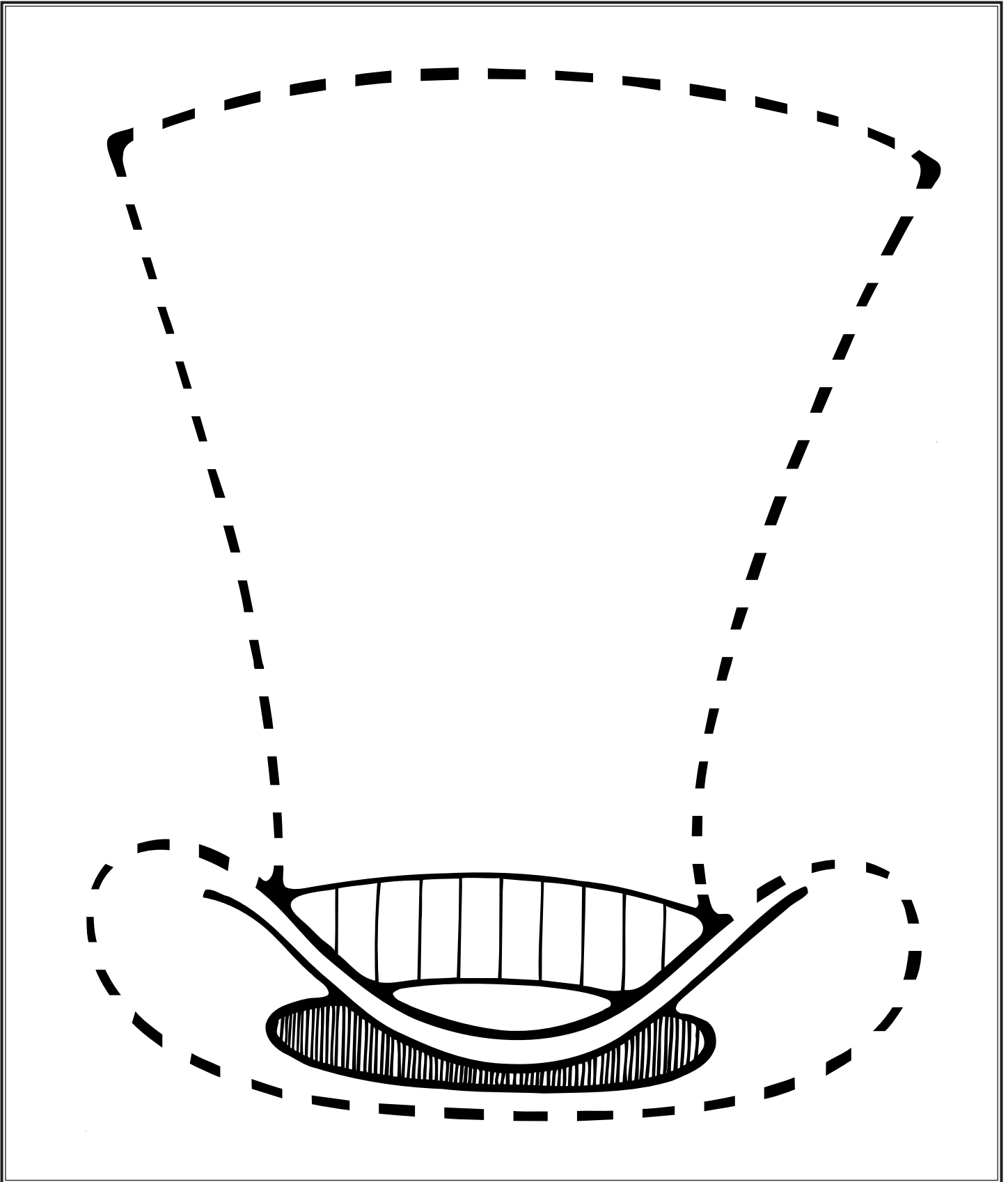


Name \_\_\_\_\_

Skill: Fine motor skills

Trace over the dotted lines to complete the picture .


Color the picture black.



Name \_\_\_\_\_

Skill: Fine motor skills


Trace over the dotted lines to complete the picture .  
Color the picture.



Name \_\_\_\_\_

Skill: Fine motor skills


Trace over the dotted lines to complete the pictures.  
Color the pictures.




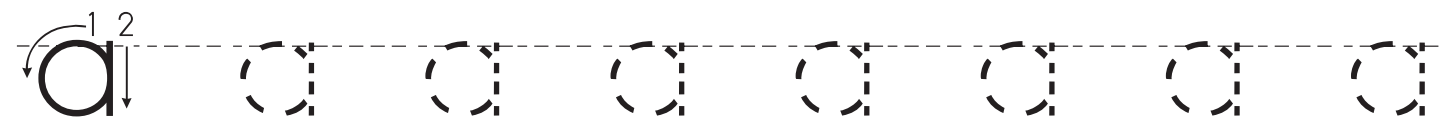
Name \_\_\_\_\_

Skill: Writing letters of the alphabet—"A"

Practice writing the letter "A".



Apple







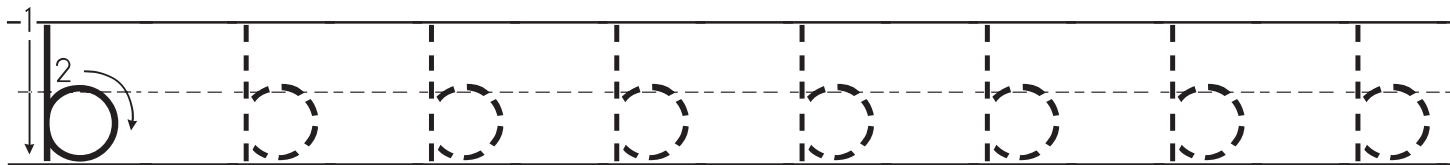
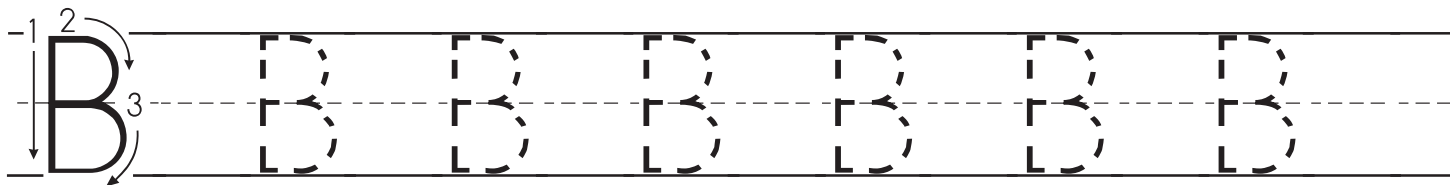
Name \_\_\_\_\_

Skill: Writing letters of the alphabet- "B"

Practice writing the letter "B".




Ball




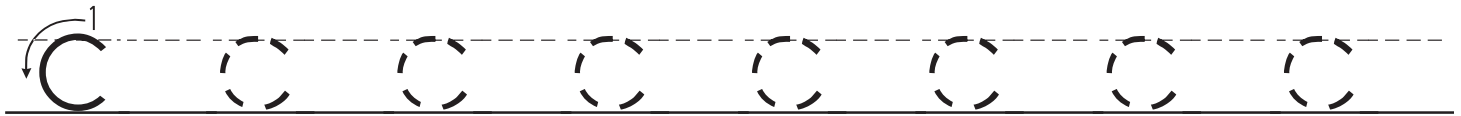
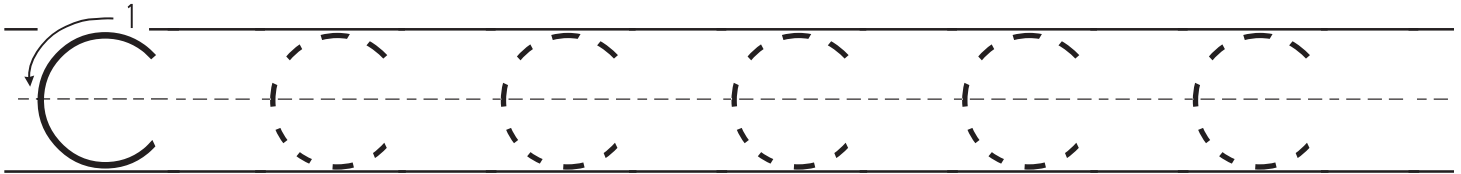

Name \_\_\_\_\_

Skill: Writing letters of the alphabet—"C"

Practice writing the letter "C".



Cake




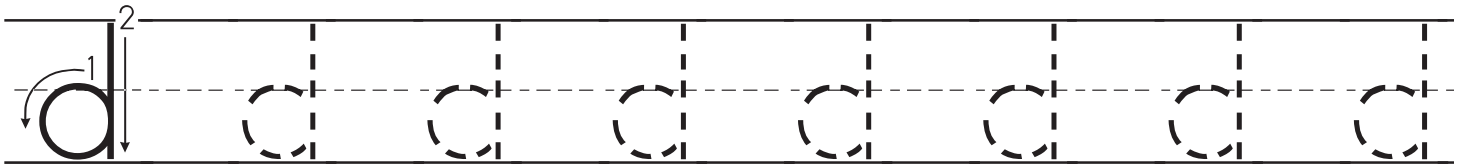
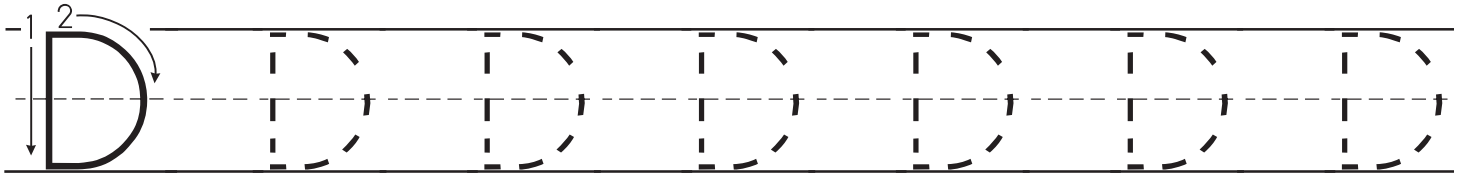

Name \_\_\_\_\_

Skill: Writing letters of the alphabet—"D"

Practice writing the letter "D".




Dog



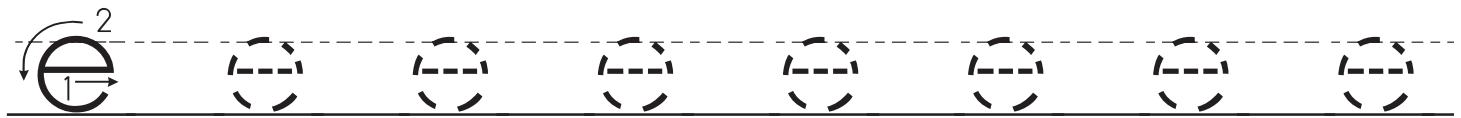
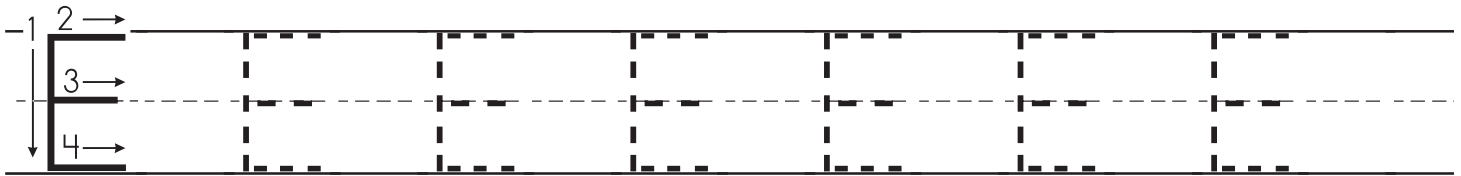
Name \_\_\_\_\_

Skill: Writing letters of the alphabet—"E"

Practice writing the letter "E".




Eggs




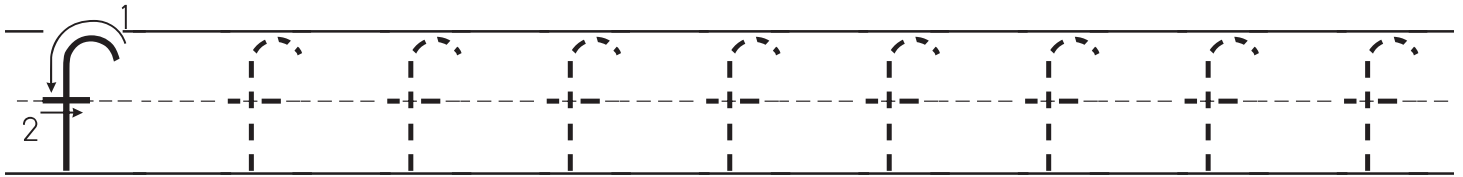
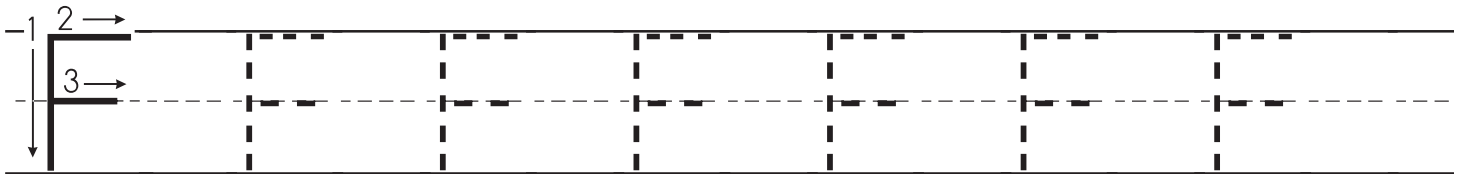
Name \_\_\_\_\_

Skill: Writing letters of the alphabet—"F"

Practice writing the letter "F".




Fish




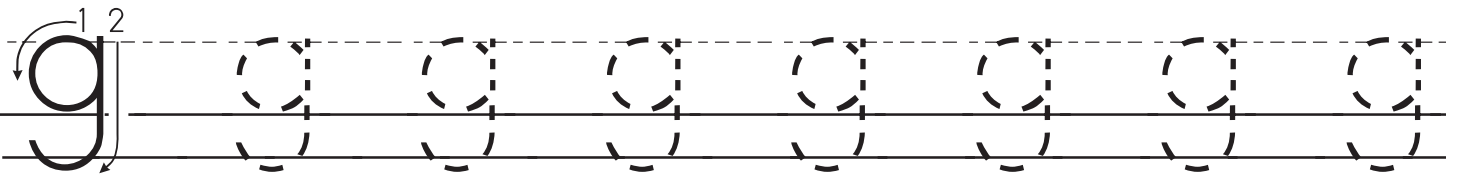
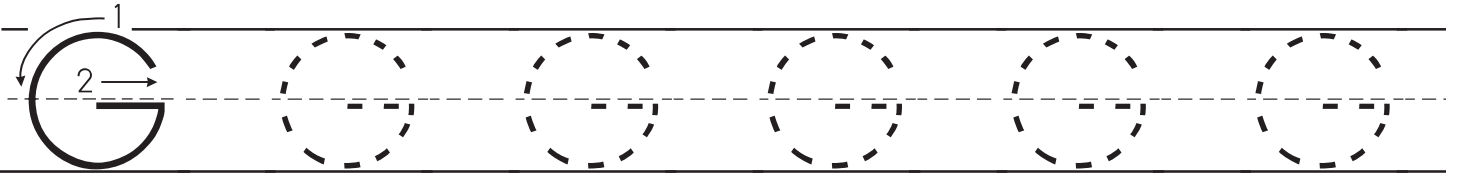
Name \_\_\_\_\_

Skill: Writing letters of the alphabet—"G"

Practice writing the letter "G".




Gate




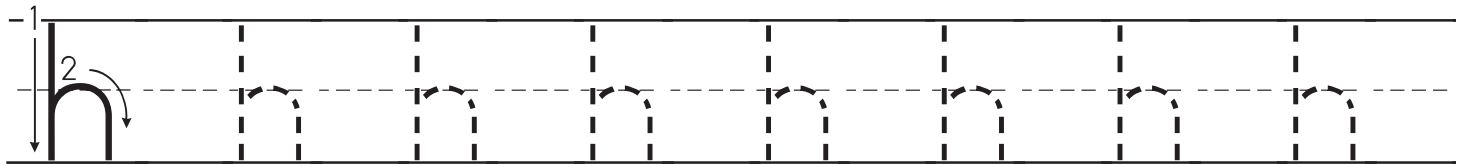
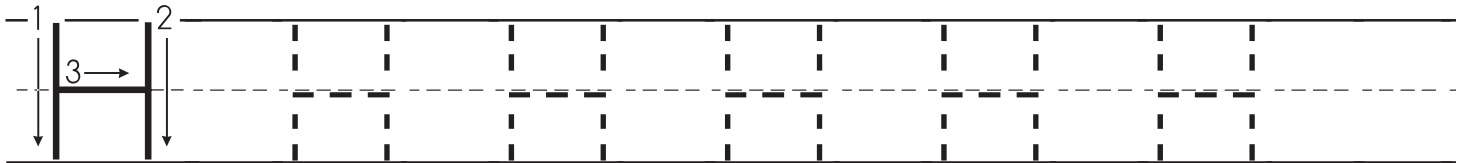
Name \_\_\_\_\_

Skill: Writing letters of the alphabet—"H"

Practice writing the letter "H".



Horse




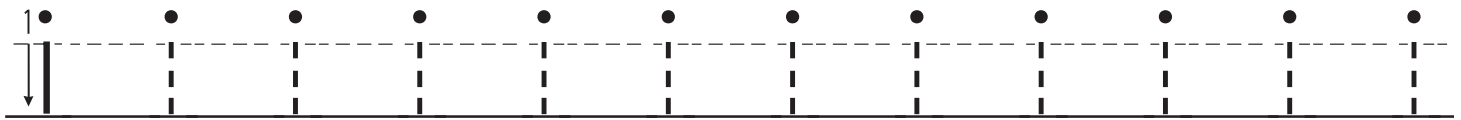
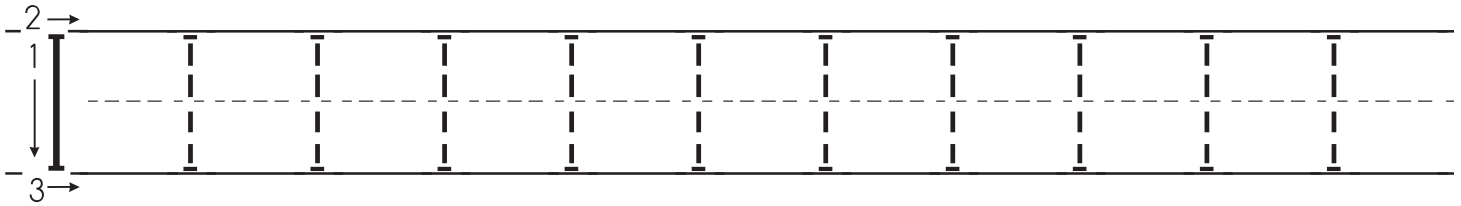
Name \_\_\_\_\_

Skill: Writing letters of the alphabet—"I"

Practice writing the letter "I".



Ice cream






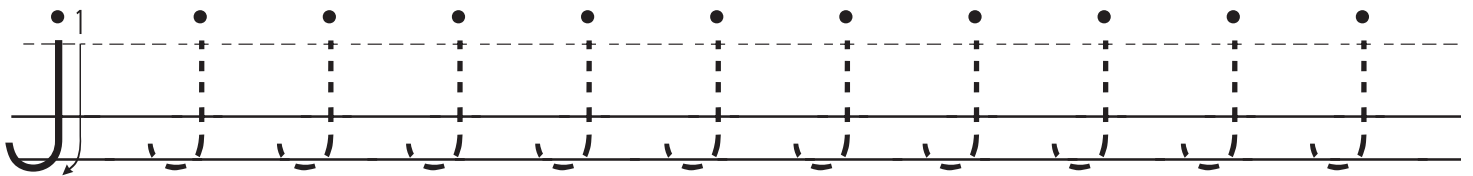
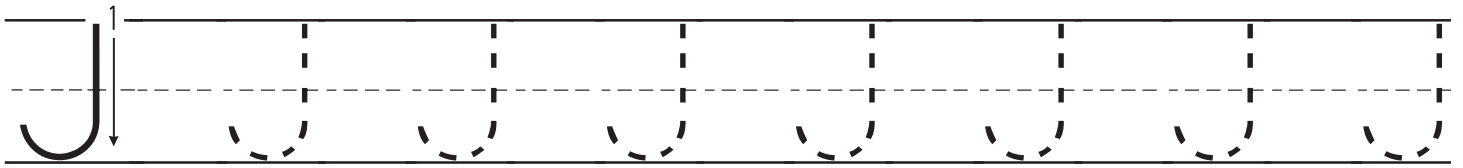
Name \_\_\_\_\_

Skill: Writing letters of the alphabet—"J"

Practice writing the letter "J".




Jar




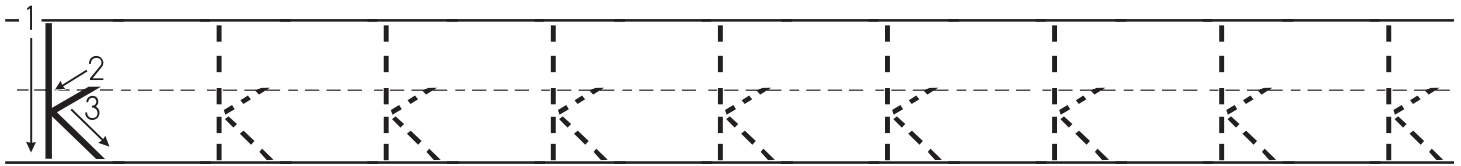
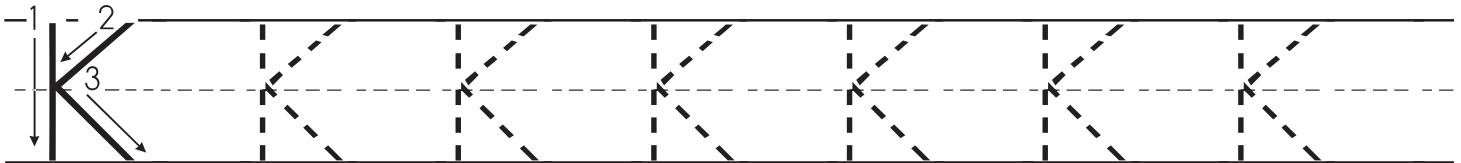

Name \_\_\_\_\_

Skill: Writing letters of the alphabet—"K"

Practice writing the letter "K".




Kite




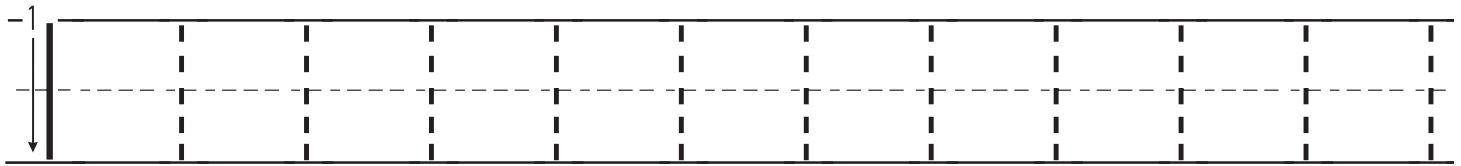
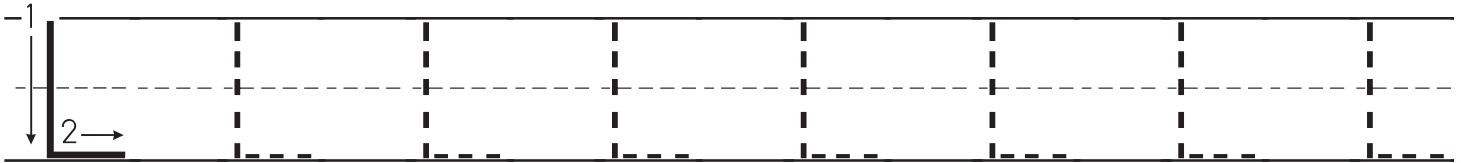
Name \_\_\_\_\_

Skill: Writing letters of the alphabet—"L"

Practice writing the letter "L".




Lamb



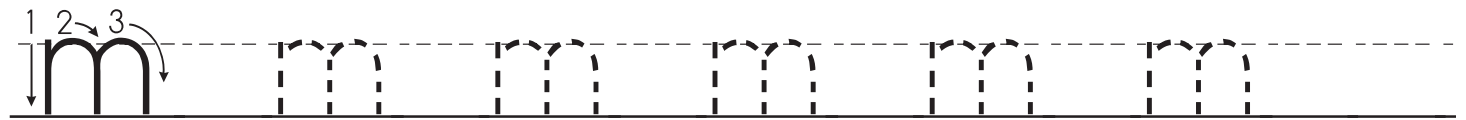
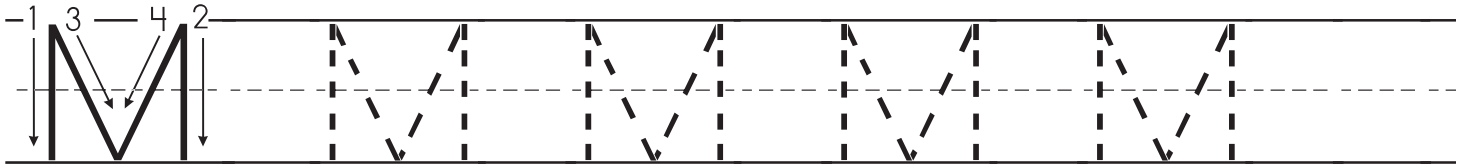
Name \_\_\_\_\_

Skill: Writing letters of the alphabet—"M"

Practice writing the letter "M".




Mittens




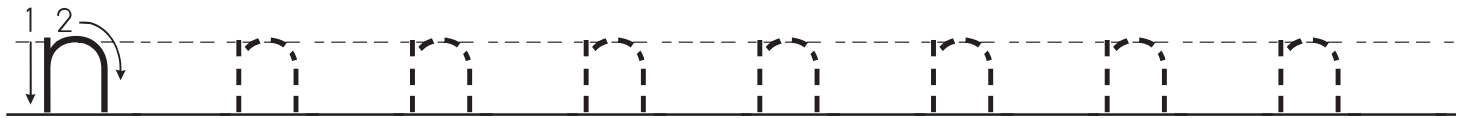
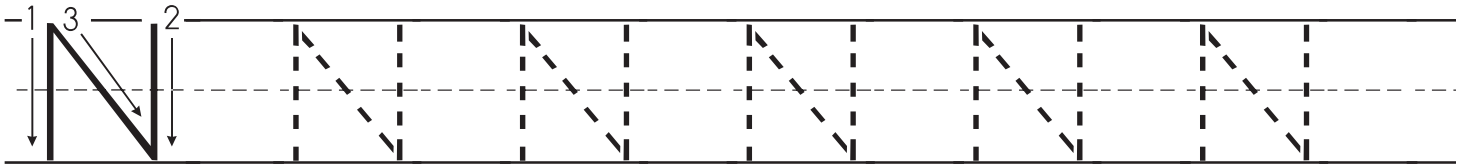
Name \_\_\_\_\_

Skill: Writing letters of the alphabet—"N"

Practice writing the letter "N".




Nuts




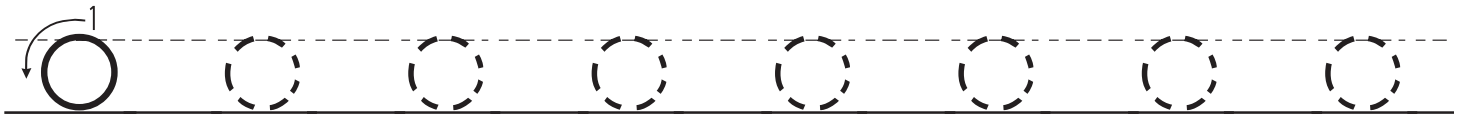
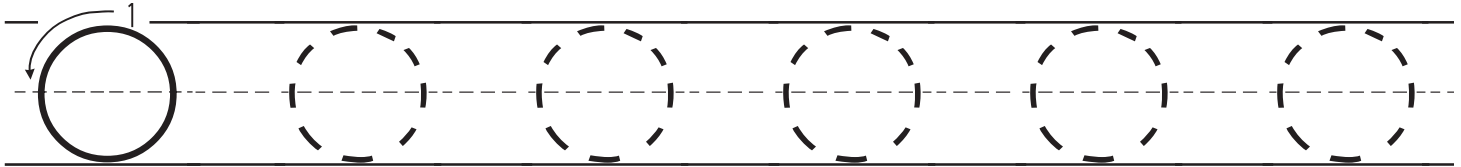


Name \_\_\_\_\_

Skill: Writing letters of the alphabet—"O"

Practice writing the letter "O".



Octopus




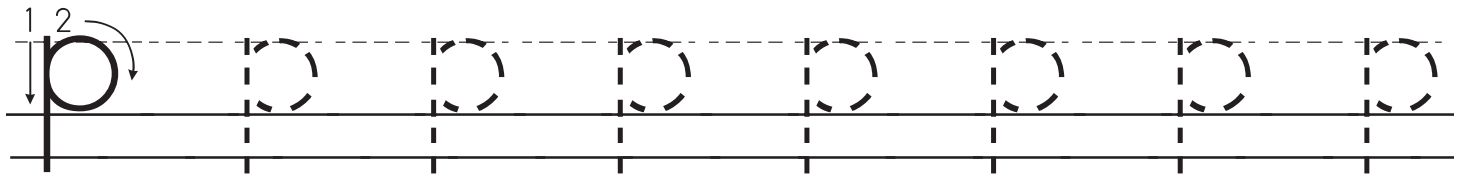
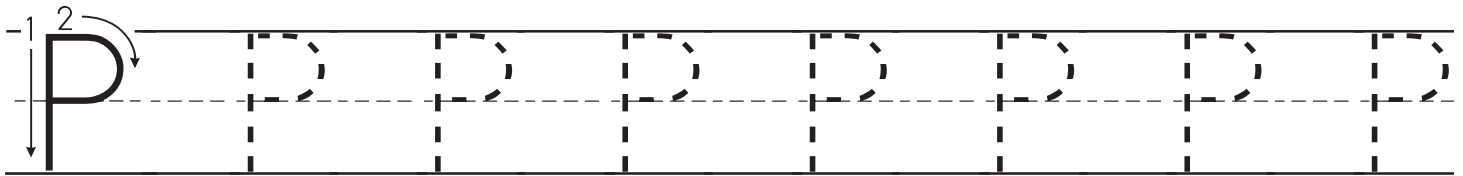
Name \_\_\_\_\_

Skill: Writing letters of the alphabet—"P"

Practice writing the letter "P".




Pencil



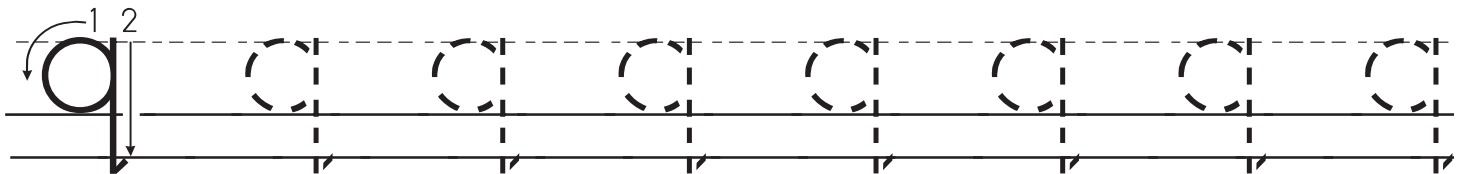
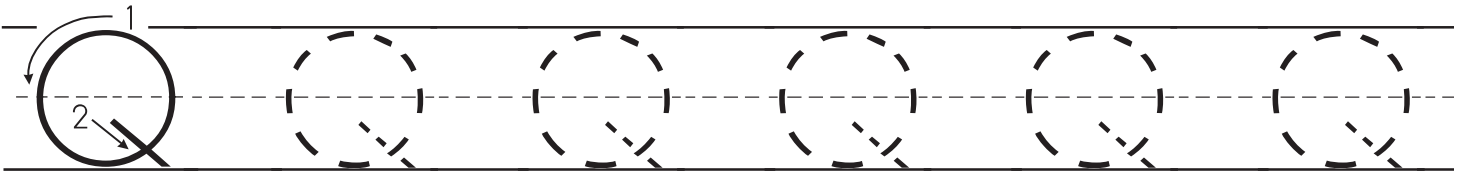
Name \_\_\_\_\_

Skill: Writing letters of the alphabet—"Q"

Practice writing the letter "Q".



Queen






Name \_\_\_\_\_


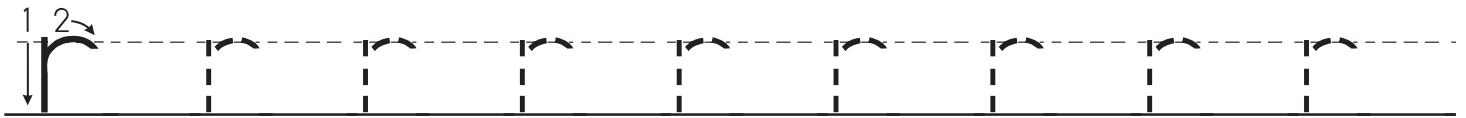
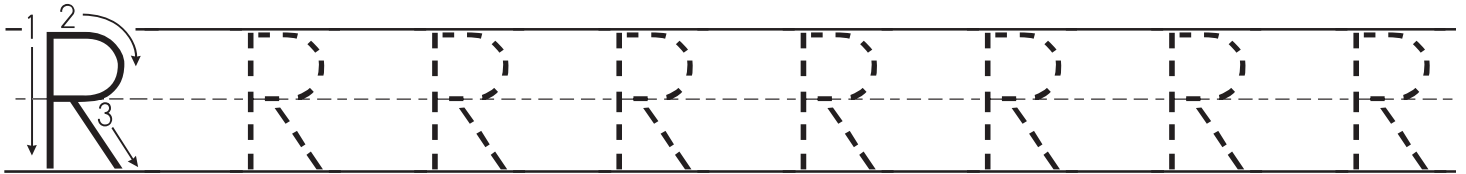
Skill: Writing letters of the alphabet—"R"

Practice writing the letter "R".



Rocket


R r




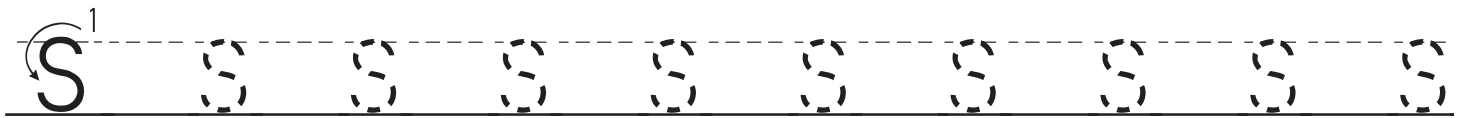
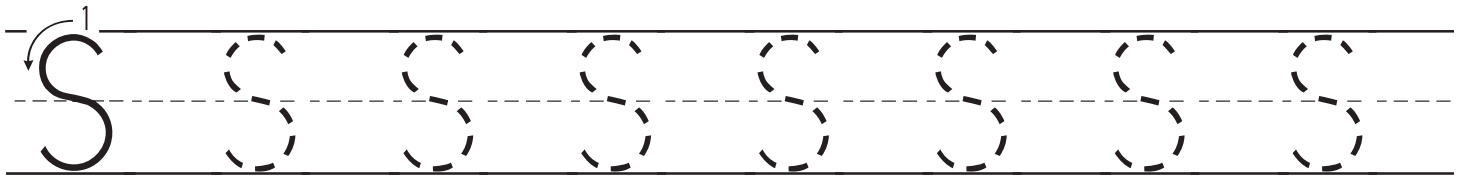
Name \_\_\_\_\_

Skill: Writing letters of the alphabet—"S"

Practice writing the letter "S".



Sun




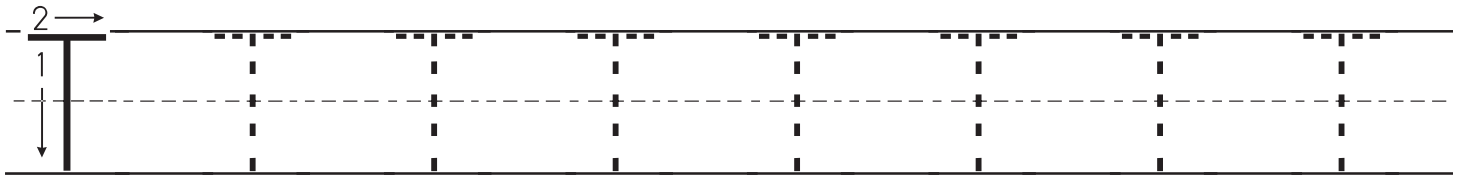

Name \_\_\_\_\_

Skill: Writing letters of the alphabet—"T"

Practice writing the letter "T".



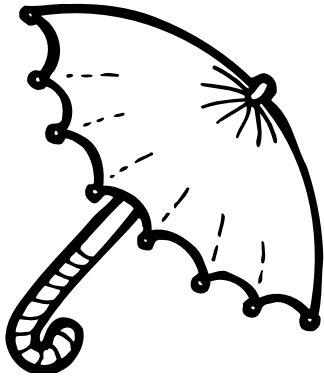
Top



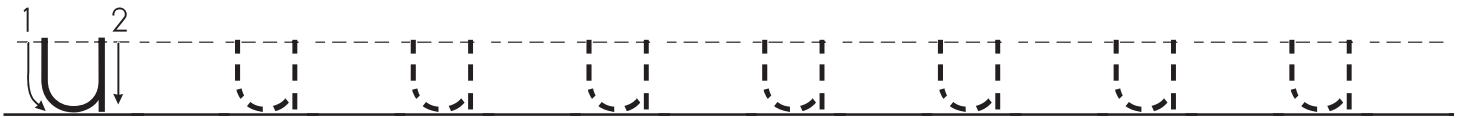
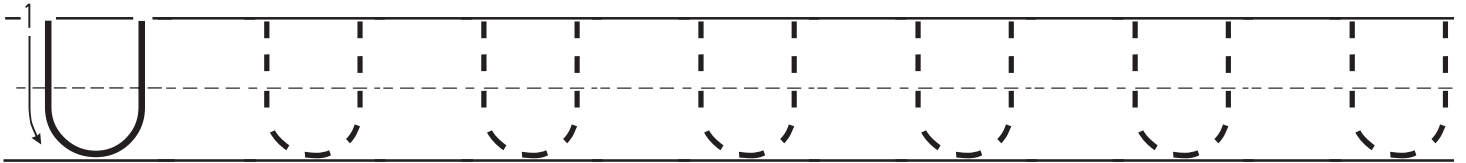
Name \_\_\_\_\_

Skill: Writing letters of the alphabet—"U"

Practice writing the letter "U".



Umbrella




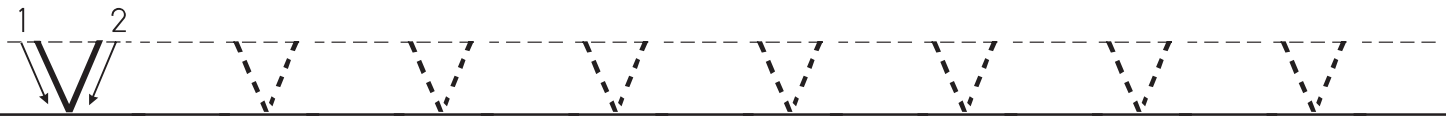
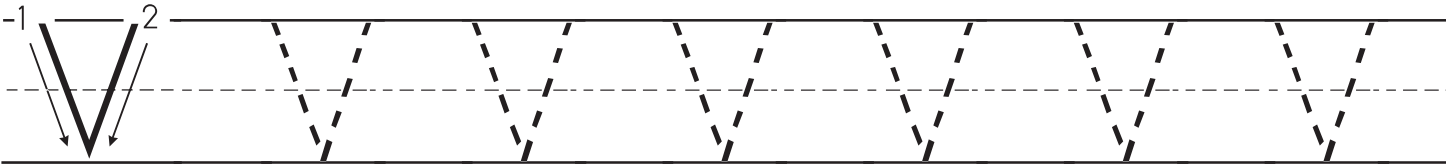
Name \_\_\_\_\_

Skill: Writing letters of the alphabet—"V"

Practice writing the letter "V".




Violin




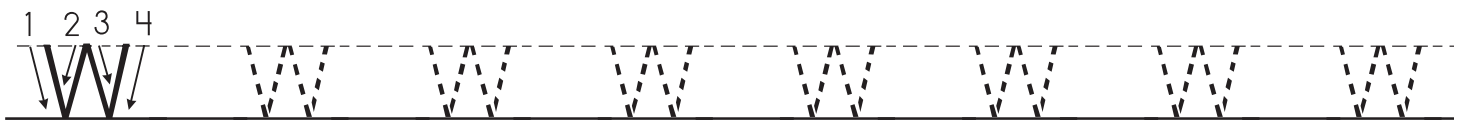
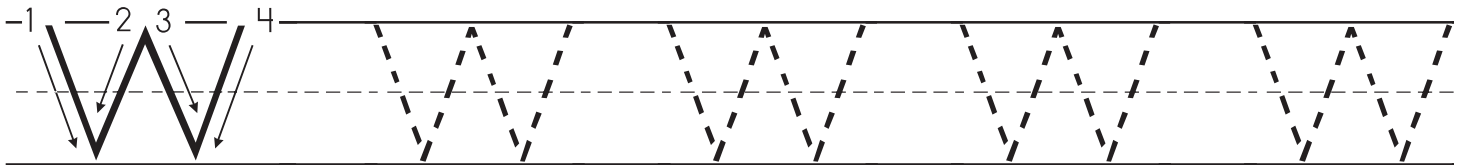
Name \_\_\_\_\_

Skill: Writing letters of the alphabet—"W"

Practice writing the letter "W".




Well




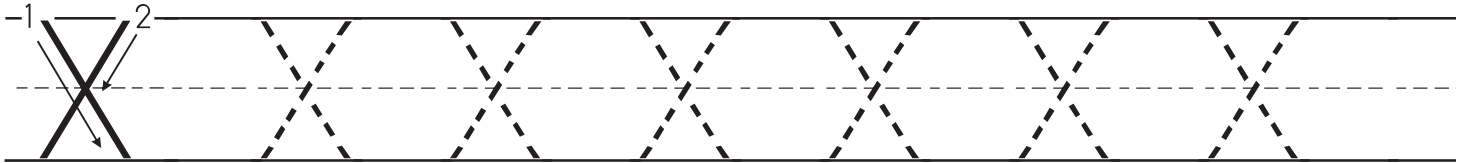
Name \_\_\_\_\_

Skill: Writing letters of the alphabet—"X"

Practice writing the letter "X".



X-ray




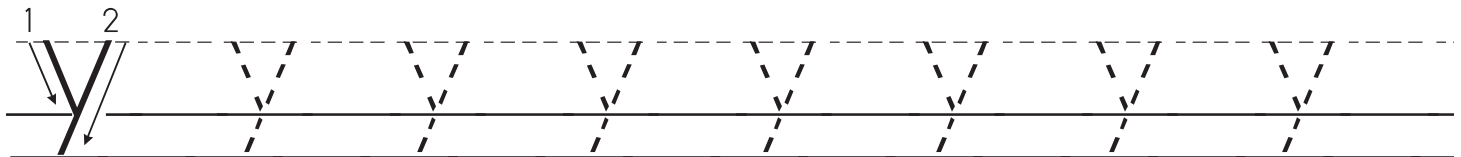
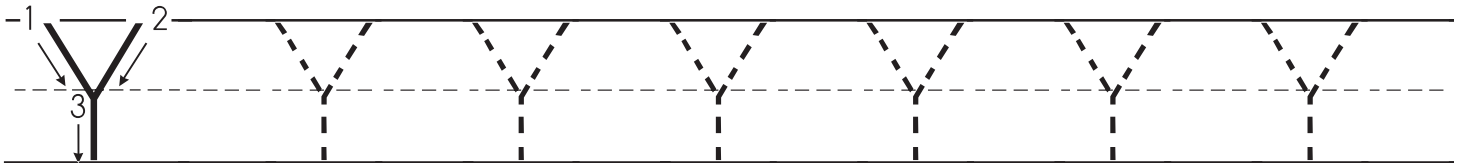

Name \_\_\_\_\_

Skill: Writing letters of the alphabet—"Y"

Practice writing the letter "Y".



Yarn







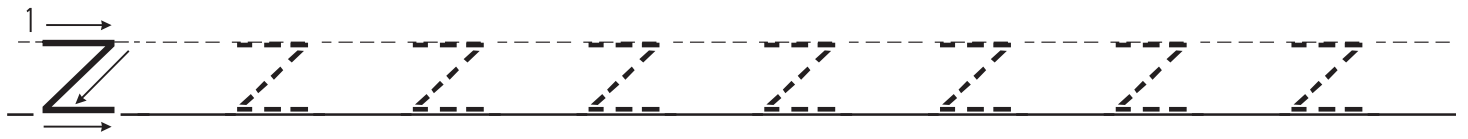
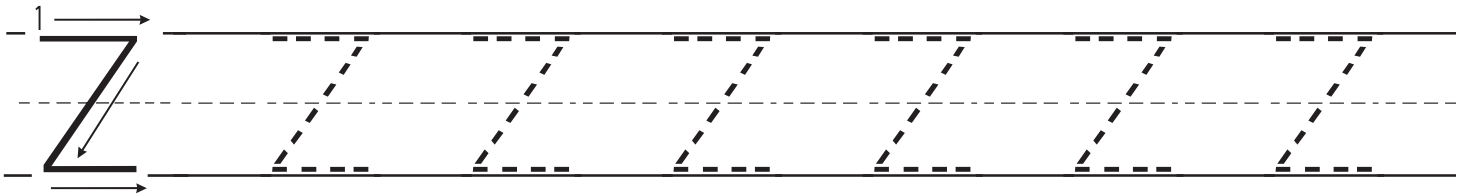
Name \_\_\_\_\_

Skill: Writing letters of the alphabet—"Z"

Practice writing the letter "Z".



Zebra



Name \_\_\_\_\_

Skill: Alphabet—correct order  
Upper Case

Fill in the missing letters.

A

\_\_\_\_\_

C

\_\_\_\_\_

E

\_\_\_\_\_

G

\_\_\_\_\_

I

\_\_\_\_\_

K

\_\_\_\_\_

M

\_\_\_\_\_

O

\_\_\_\_\_

Q

\_\_\_\_\_

S

\_\_\_\_\_

U

\_\_\_\_\_

W

\_\_\_\_\_


Z

\_\_\_\_\_

Name \_\_\_\_\_

Skill: Alphabet—correct order  
Upper Case


Fill in the missing letters.



Name \_\_\_\_\_

Skill: Alphabet—correct order  
Lower Case

Fill in the missing letters.



Name \_\_\_\_\_

Skill: Alphabet—correct order  
Lower Case

Fill in the missing letters.

The grid contains the following elements:


- Row 1: Star, Shell, Shell, Carrot, Shell, Shell, Star
- Row 2: Shell, **a**, \_\_\_\_\_, \_\_\_\_\_, **d**, \_\_\_\_\_, Shell
- Row 3: Seahorse, \_\_\_\_\_, \_\_\_\_\_, **h**, \_\_\_\_\_, \_\_\_\_\_, Seahorse
- Row 4: Shell, \_\_\_\_\_, \_\_\_\_\_, **l**, \_\_\_\_\_, \_\_\_\_\_, Shell
- Row 5: Carrot, \_\_\_\_\_, **p**, \_\_\_\_\_, \_\_\_\_\_, \_\_\_\_\_, **s**, Carrot
- Row 6: Star, \_\_\_\_\_, \_\_\_\_\_, \_\_\_\_\_, **v**, \_\_\_\_\_, \_\_\_\_\_, Star
- Row 7: Shell, \_\_\_\_\_, \_\_\_\_\_, \_\_\_\_\_, \_\_\_\_\_, \_\_\_\_\_, \_\_\_\_\_, Shell
- Row 8: **x**, \_\_\_\_\_, \_\_\_\_\_, \_\_\_\_\_, \_\_\_\_\_, \_\_\_\_\_, \_\_\_\_\_, Seahorse
- Row 9: Seahorse, Shell, Shell, Carrot, Shell, Shell, Shell, Seahorse



Name \_\_\_\_\_

Skill: Alphabet dot-to-dot


Connect the dots by following the alphabet.



Name \_\_\_\_\_

Skill: Alphabet dot-to-dot

Connect the dots by following the alphabet.





Name \_\_\_\_\_

Skill: Alphabet dot-to-dot

Connect the dots by following the alphabet.

