

**Division of Professions
Division of Certified Public Accounting
Division of Real Estate
Division of Regulation**

Annual Report
2017 - 2018 Fiscal Year

Message from the Secretary

Dear Fellow Floridians,

There were many changes at the Florida Department of Business and Professional Regulation (Department) during Fiscal Year 2017-2018. Under Governor Scott's guidance, we have worked hard to improve efficiency and reduce burdensome regulations for the more than one million businesses and professionals licensed by the Department.

Beginning in June 2015, the Department implemented an initiative to allow Real Estate licensees to print their professional license through their online account. The Department has since expanded this functionality to include Real Estate Appraisers, Talent and Athlete Agents, Home Inspectors, Mold-Related Services, Asbestos Consultants, Employee Leasing Companies, Veterinarians, Geologists, Construction and Electrical Contractors and Community Association Managers. This change eliminated the waiting period needed for licensees to receive a printed license by mail. Since this project was implemented, 625,407 licensees have been able to self-print their licenses and join Florida's workforce without further delays.

Almost 100% of license renewal applications are now available online. This function allows licensees to renew their license from the comfort of their home or business. Paperless renewals reached a high of 74.26%. In addition, more than 54% of licensure applications are also available online. The percentage of initial applications submitted online reached a high of 58.37%, reducing the number of paper applications during the same time period.

Implementing an online complaint process was one of the Division of Real Estate's biggest accomplishments related to customer service. Additionally, the formation of the Audit/Inspection Unit is significant to the real estate industry, and sends a positive message that the Division is serious about compliance with statute, and protecting citizens from financial harm. Completing course evaluations in-house has resulted in improved service to our real estate licensees.

We faced many challenges in the aftermath of Hurricane Irma, but my team emerged with vigorous enforcement efforts. One of the Department's objectives is to protect the safety of Florida's consumers from unlicensed activity. The Division of Regulation conducted 35 enforcement operations and 939 sweeps to stop unlicensed individuals in their tracks. Department staff also conducted 732 outreach events to educate Floridians about the importance of hiring licensed professionals and the dangers posed by unlicensed individuals. Many of these efforts produced record totals due to the division's response to Hurricane Irma.

I am proud of our accomplishments this past fiscal year, and I am happy we are able to create an environment where businesses can thrive by streamlining processes and reducing excessive regulation. The Department will continue to improve and better serve our licensees and the State of Florida in the years to come.

Sincerely



Jonathan Zachem

TABLE OF CONTENTS

MESSAGE FROM THE SECRETARY	2
EXECUTIVE SUMMARY	4
SECTION ONE: DEPARTMENT INFORMATION	5
DEPARTMENT'S MISSION	6
DEPARTMENT'S ORGANIZATIONAL CHART	7
DEPARTMENT ACCOMPLISHMENTS	8
LEGISLATIVE IMPACTS	9
DIVISION OF PROFESSIONS	10
DIVISION OF CERTIFIED PUBLIC ACCOUNTING	12
DIVISION OF REAL ESTATE	13
DIVISION OF REGULATION	15
LICENSEE DATA	19
SECTION TWO: LONG RANGE PLANNING AND MONITORING	21
LONG RANGE PROGRAM PLANNING AND MONITORING	22
EFFICIENT AND EFFECTIVE OPERATIONS	23
REGULATION AND CONSUMER PROTECTION	24
COMPLAINTS AND INVESTIGATIONS	25
ALTERNATIVE DISPUTE RESOLUTION	27
INSPECTIONS	28
CONSISTENCY BETWEEN PRACTICE ACTS	29
UNLICENSED ACTIVITY PROGRAM EFFORTS	30
SECTION THREE: FINANCES	37
REVENUE, EXPENDITURE AND CASH BALANCES	38
SECTION FOUR: ADMINISTRATIVE COMPLAINTS AND DISCIPLINARY ACTIONS	91
PROBABLE CAUSE, ADMINISTRATIVE COMPLAINTS AND DISCIPLINE	92
DEPARTMENT EFFORTS TO INCREASE DISPOSITION OF OPEN CASES AND DISCIPLINE	93
STATUS OF RULE DEVELOPMENT PROVIDING FOR DISCIPLINARY GUIDELINES	93
RECOMMENDATIONS FOR ADMINISTRATIVE AND STATUTORY CHANGES	93
COMPLAINT STATISTICS	94
KEY CONTACTS	95

Executive Summary

This report prepared pursuant to sections 455.204 and 455.2285, Florida Statutes, details the Department of Business and Professional Regulation's (the Department) long-range planning and monitoring process and provides statistics regarding its enforcement and discipline of the professions it regulates.

During Fiscal Year 2017-2018, the Department continued to prioritize the development of process improvements that benefit Florida's licensed professionals and consumers. Primary efforts included:

Consumer Recovery: The Florida Homeowners' Construction Recovery Fund continued in its mission of aiding financially injured consumers by awarding 54 claims totaling \$1,701,962.83 in recovery payments for Fiscal Year 2017-2018.

Improvements for Licensees:

- Online submission procedure for education audits was launched for Architecture and Interior Design licensees in September 2017. This automation reduces time to process by allowing providers to electronically submit audit responses rather than sending by mail in paper format.
- The Bureau of Education and Testing launched computer-based examinations for air conditioning and mechanical license candidates, growing the number of examinations offered by the department on a daily basis at testing facilities located throughout the state. Previously, these examinations were available only in paper and pencil format, six times per year, at three testing locations.

Proactive Education: In an effort to proactively educate Florida's licensed professionals and consumers, the Division of Regulation collaborated with the Department's Division of Hotels and Restaurants to provide and post information about Child Labor Laws at numerous licensed establishments that employ minors throughout the state.

Hurricane Irma Response Efforts: Once the danger of Hurricane Irma passed, investigators began to scout the impacted areas, making contact with homeowners, answering questions and educating them on what to look for when hiring a contractor. In addition to the Division of Regulation's internal efforts, regional offices in Orlando and Tampa conducted two separate enforcement operations in cooperation with local law enforcement in an effort to catch unlicensed contractors operating without a license during the declared state of emergency. These enforcement operations resulted in a combined 16 arrests. In response to the devastation in the Florida Keys, an Investigator position was created specifically dedicated to Monroe County. This allowed the department to maintain an increased presence and proactively educate consumers in the affected area.

Section One:

Department Information

Mission

License efficiently. Regulate fairly.

Our Vision

We will make the Department and Florida great places to do business. To that end, we will invest in our employees, treat our licensees as valued customers and partners and uphold laws that protect the public and Florida's competitive marketplace.

Our Values

Accountability

We hold ourselves to the highest standards on behalf of our customers and the public.

Innovation

We foster an environment that encourages everyone to seek ways to make the Department and Florida great places to do business without the constraints of fear of change or long held practices.

Integrity

We are fair and honest in all that we do so that our employees and customers trust our decisions.

Ownership

We embrace our responsibility to serve and see things through to resolution.

Responsiveness

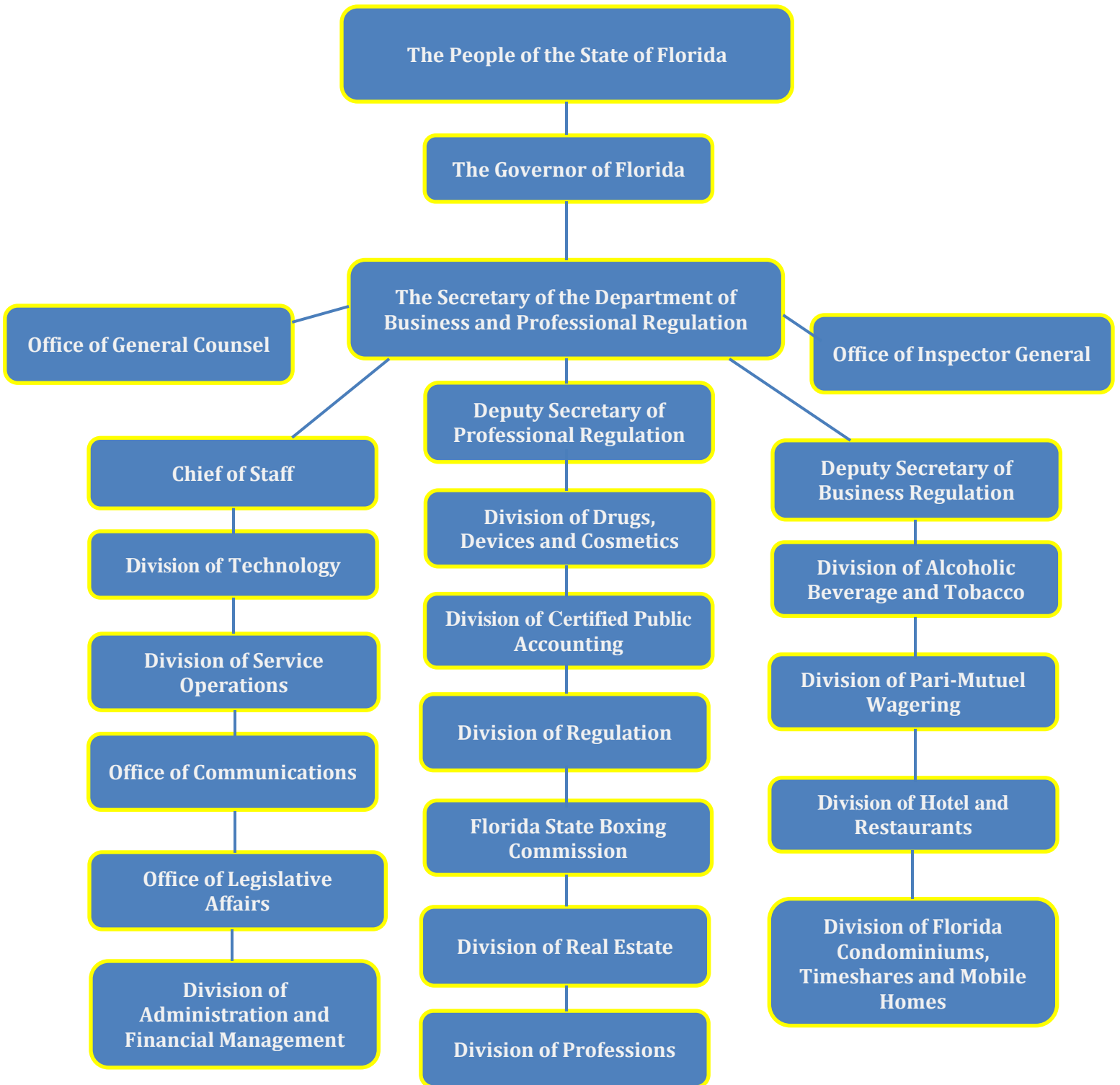
We are approachable and empathetic, we provide timely, accurate and consistent information and we offer alternative solutions when available.

Respect

We treat our employees and customers with fairness and courtesy and appreciate each person's viewpoint.

Teamwork

We understand, rely upon and cultivate the talents of our colleagues and customers to help us reach our goals.



Department Accomplishments

Military Services

Based on the passage of House Bill 615 (2017), the Department now offers professional licensure to any individual that is currently serving, or has formerly served and received an honorable discharge, as an active duty member of the Armed Forces of the United States, or a spouse or surviving spouse of such member; and currently holds a valid license for the corresponding profession in another state, District of Columbia, any United States territory or possession, or a foreign jurisdiction. Applicants meeting these requirements are not required to pass a Florida examination.

Notable Achievements

- During Fiscal Year 2017-2018, the Department began its Paperless Licensing initiative by introducing this feature to include Talent Agencies, Athlete Agents, Home Inspectors, Mold Related Services, Asbestos, Real Estate Appraisal, Employee Leasing Companies, Veterinary Medicine, Geologists, Electrical Contractors, Construction Contractors, and Community Association Manager licensees. Paperless Licensing allows licensees to print their licenses through their secure online account immediately upon Department approval of initial licensure, status change and renewal applications.
- The Board of Cosmetology amended the salon requirements rule to decrease the minimum square footage of a salon from 200 square feet to 100 square feet. This amendment reduces the regulatory and financial burdens of salon owners allowing them to obtain smaller space to operate while continuing to maintain the requirement of protecting the public



Legislative Impacts

House Bill 29

The bill provides for a board regulated under general law to accept periods of training, study, apprenticeship, or practical experience in the Florida National Guard or the United States Armed Forces Reserves for those members whose training or study were interrupted when they were ordered into active duty. The board has to determine if the training, study, or practical experience is substantially the same as the standard and type required under the laws of this state. The applicant must submit his or her request to the board within six months after release from active duty.

The bill further amends s. 455.02, F.S., to require a military member, who engages in his/her profession in the private sector for profit during active duty and for a period of two years after discharge from active duty, to comply with all renewal provisions except remitting a fee for the license renewal.

The bill provides for the waiver of the license renewal fee for the spouse when he/she is present in the state because of a members' active duty and for a surviving spouse of a member who at the time of death was serving on active duty and died within two years preceding the date of the renewal.

House Bill 545

The bill amends s. 287.135, F.S., pertaining to companies on the Scrutinized Companies that Boycott Israel List or that are engaging in a boycott of Israel, Scrutinized Companies with Activities in Sudan List, Scrutinized Companies with Activities in the Iran Petroleum Energy Sector List, or those engaged in business operations in Cuba or Syria to include:

- A change in funding threshold for implementation of the prohibition guidelines of s. 287.135, F.S., when entering into or renewing a contract, or procuring a contract for goods or contractual services;
- Certain exemptions from the prohibitions;
- Required termination language for contracts entered into on or after July 1, 2018;
- Company submission of a specified certification that they are not on any of the above referenced lists; and
- Preemption of any ordinance or rule of any agency or local governmental entity involving public contracts for goods and services.

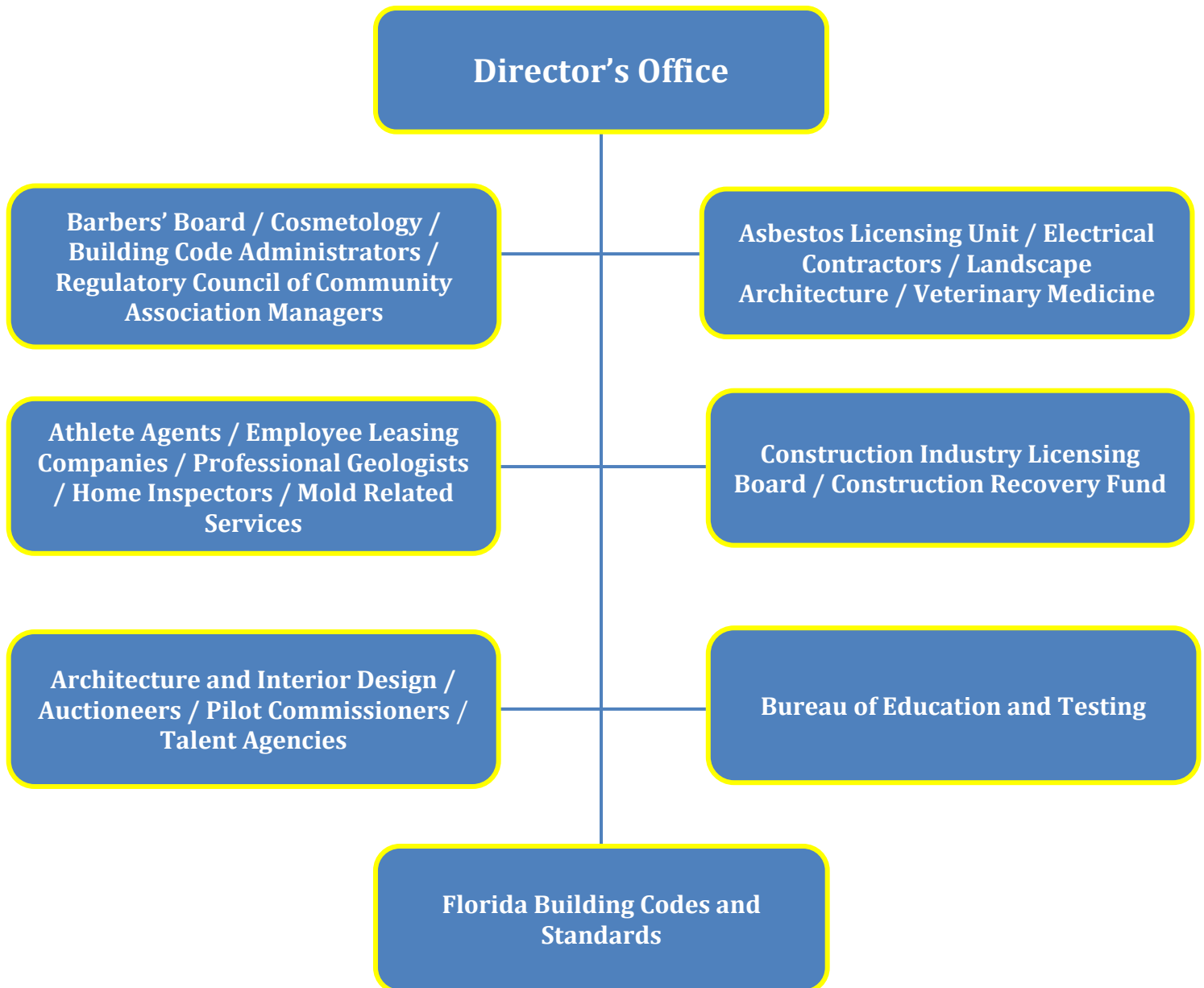
Division of Professions

The Department's Division of Professions is responsible for the licensing of approximately 456,875 professionals (see Table 1 on page 19). The Division administers 12 professional boards, one council, one commission and five department-regulated professions. These professionals include: architects and interior designers, asbestos consultants and contractors, athlete agents, auctioneers, barbers, building code administrators and inspectors, community association managers, the construction industry, cosmetologists, electrical contractors, employee leasing companies, geologists, home inspectors, landscape architects, harbor pilots, mold related services, talent agencies and veterinarians. Pursuant to 2011-142, Laws of Florida, the Florida Building Codes and Standards program was transferred from the Department of Community Affairs to the Division of Professions within the Department, effective October 1, 2011.

The Division of Professions' organizational structure includes the Director's Office, the Board/Council Offices, Florida Building Codes and Standards and the Bureau of Education and Testing.

- **The Director's Office** provides for the overall management and supervision of the Division as well as handling administrative functions.
- **The Board/Council Offices** consist of five offices, each staffed by an executive director, two government analysts and an administrative assistant. Each office provides direct support to its respective boards/council by scheduling meetings, preparing application and disciplinary files for board review, attending and providing support during board/council meetings and tracking discipline. Additionally, the Department is responsible for issuing licenses and taking disciplinary action for the athlete agent, talent agency, asbestos, community association management, home inspector and mold-related professions. The board/council offices also provide industry education through speaking engagements and assist applicants and licensees with complex licensing issues that are referred from the Department's Customer Contact Center.
- **The Florida Building Codes and Standards Program** was transferred from the Department of Community Affairs to the Division of Professions within the Department effective October 1, 2011. This program includes the Florida Building Commission, the Florida Building Code, the statewide product approval system and the Manufactured (Modular) Building Program.
- **The Bureau of Education and Testing** is responsible for exam development and administration, processing continuing education provider and course applications and monitoring our licensees' continuing education compliance.

Division of Professions

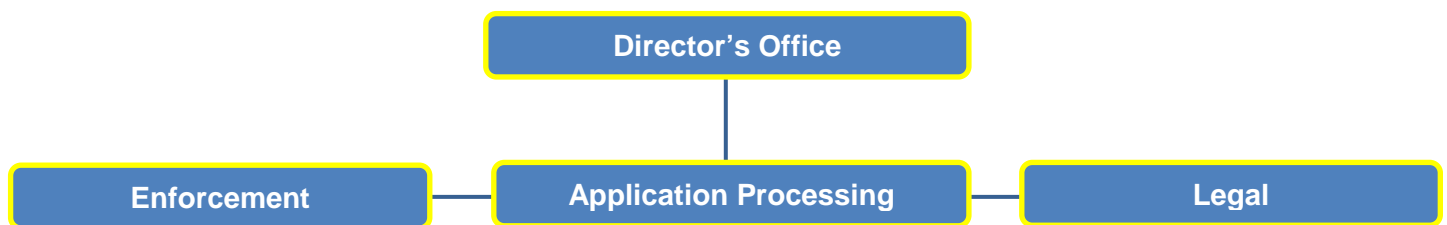


Division of Certified Public Accounting

The Division of Certified Public Accounting is responsible for the licensing nearly 35,116 active and inactive Certified Public Accountants (CPAs) and 5,467 accounting firms pursuant to Chapters 455 and 473, Florida Statutes (See Table 1 on page 19). The Division also provides administrative support to the Florida Board of Accountancy (the Board), which consists of nine members: seven CPAs and two consumer members. The Board makes final decisions in areas that affect the practice of public accounting, which includes qualifying applicants for the CPA examination, issuing licenses, taking disciplinary action and promulgating rules as needed. The Division is headquartered in Gainesville, as required by s. 20.165, Florida Statutes.

The Division of Certified Public Accounting organizational structure includes the Director's Office, Application/Licensure and Enforcement.

- The Director's Office:** Responsible for the overall management and supervision of the Division, as well as handling administrative functions such as processing verification of licensure and exam grades for other states, tracking discipline, providing industry education through speaking engagements, scheduling meetings, preparing agendas and materials for board and committee meetings and attending and providing support during board meetings.
- The Application Processing Section:** Responsible for processing applications to sit for the CPA examination, for licensure as ethics continuing professional education providers, and for individual and firm CPA licensure. The unit also processes applications for refunds, licensure maintenance requests, conducts background checks on all individual examination and licensure applications, and serves as liaison to CPA Examination Services.
- The Enforcement Section:** Responsible for compliance of licensees and protecting the public by performing timely and efficient analysis of and investigations of complaints. The section reviews complaints to determine legal sufficiency and investigates applicable complaints regarding the CPA profession, as well as unlicensed activity. Violations that warrant additional actions are processed through the Division's legal section.
- Legal Section:** Responsible for processing complaints after investigations are concluded. The legal section presents all licensed complaints before the Board's Probable Cause Panel for a determination as to whether there has been a violation of law or rule. In the event probable cause is found, the legal section prosecutes the case before the full board. The legal section also prosecutes unlicensed activity cases.



Division of Real Estate

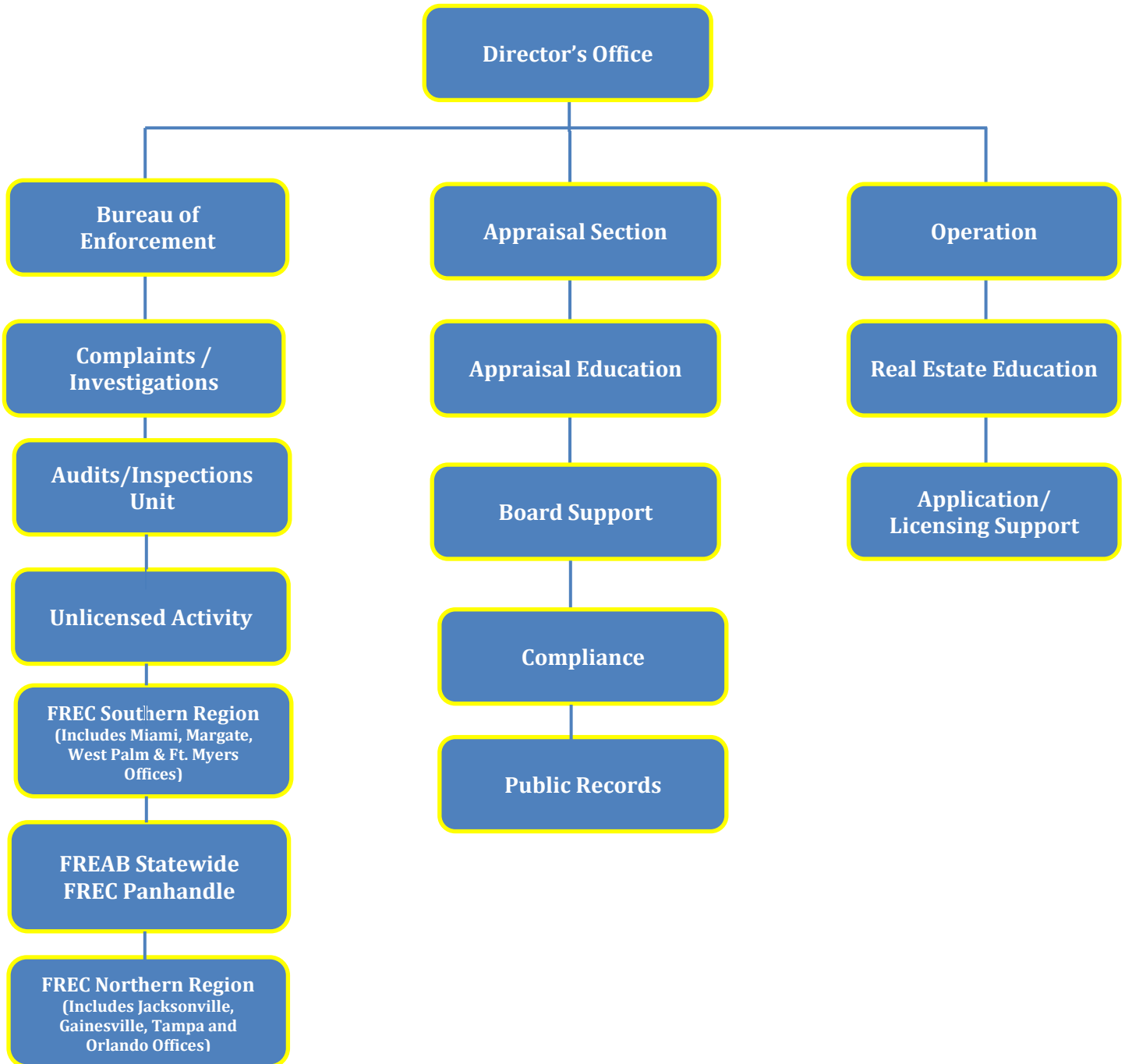
The Division of Real Estate (DRE) is responsible for the examination, licensing and regulation of more than 375,000 real estate professionals, real property appraisal professionals including corporations, real estate schools and real estate/appraiser instructors pursuant to Chapters 455 and 475, Florida Statutes. Additionally, the Division provides administrative support to the Florida Real Estate Commission (FREC) and the Florida Real Estate Appraisal Board (FREAB).

The DRE organizational structure includes the Director's Office, the Bureau of Enforcement, the Office of the General Counsel (OGC) and the Licensing Support Section.

- **The Director's Office** provides for the overall management and supervision of the DRE as well as handling the administrative functions. The Director of the DRE is appointed by the Department Secretary and approved by a majority vote of the FREC.
- **The Bureau of Enforcement** is responsible for the compliance of licensees and protecting the public by performing timely and efficient investigations of complaints. The Bureau investigates applicable complaints regarding the real estate and appraisal professions as well as unlicensed activity. Violations that warrant additional action are processed through the Department's OGC.
- **The Office of the General Counsel (OGC)** is responsible for processing complaints once an investigation has been completed. The OGC may present investigated complaints before the Probable Cause Panel of the FREC or the FREAB for a determination as to whether there has been a violation of law or rule. If probable cause is found, the OGC prosecutes the case at the Division of Administrative Hearings or before the Board. The OGC also assists citizens with escrow disbursement orders and recovery fund claims.
- **The Licensing Support Section** is responsible for processing non-routine applications and licensee inquiries that have been forwarded to the DRE from the Department's Division of Service Operations. In most instances, applications sent to the DRE require a determination by the FREC or the FREAB as to whether the applicant will be approved to take the requisite examination for licensure.

The DRE headquarters is located in Orlando as required by s. 20.165, Florida Statutes. The DRE has personnel in the Tallahassee, Pensacola, Panama City Beach and Gainesville areas and maintains field offices in Jacksonville, Tampa, Miami, West Palm Beach, Margate, and Fort Myers.

Division of Real Estate



Division of Regulation

The Division of Regulation is the enforcement authority for the Division of Professions. It monitors those professions and related businesses to ensure that the laws, rules and standards set by Legislature and professional boards are followed. This is accomplished by proactively monitoring the professionals and related businesses; investigating complaints of wrongdoing; utilizing compliance mechanisms such as notices of noncompliance and citations; and the performance of statutorily mandated inspections. On behalf of the Department, the Division of Regulation is delegated the responsibility to regulate and enforce Florida Statutes and rules put in place for approximately 456,875 individuals and firms who hold professional licenses under the Division of Professions (See Table 1 on page 19 for a complete list), plus the Farm and Child Labor Programs and the Florida State Boxing Commission administered by the Department. Enforcement is carried out through complaint intake, analysis, investigations and regular inspections through the authority of Chapters 310, 455, 468, Parts VI, VII, VIII, IX, XI, XII, XV, XVI, 469, 474, 476, 477, 481, Part II, 489, Parts I & II, 492 and 548, Florida Statutes. The Division of Regulation is fully funded by the Professional Regulation Trust Fund through fees paid by its licensees, with the exception of the Farm and Child Labor Programs which are partially subsidized by the Workers' Compensation Trust Fund.

The Division's organizational structure includes the Director's Office located in Tallahassee headquarters, ten regional offices, and six specialized program areas including: Complaints/Investigations, Alternative Dispute Resolution, Unlicensed Activity, Inspections, Child Labor and Farm Labor. The Division is comprised of 157 employees throughout the state, which includes 38 Compliance and Enforcement Investigators, 15 Inspectors responsible for compliance and enforcement initiatives and 28 supplemental Unlicensed Activity staff. There are 20 licensing and enforcement personnel in the Child and Farm Labor Programs. Statewide operations are divided among regional offices located in Tallahassee, Pensacola, Jacksonville, Gainesville, Orlando, Tampa, Fort Myers, West Palm Beach, Margate, and Miami.

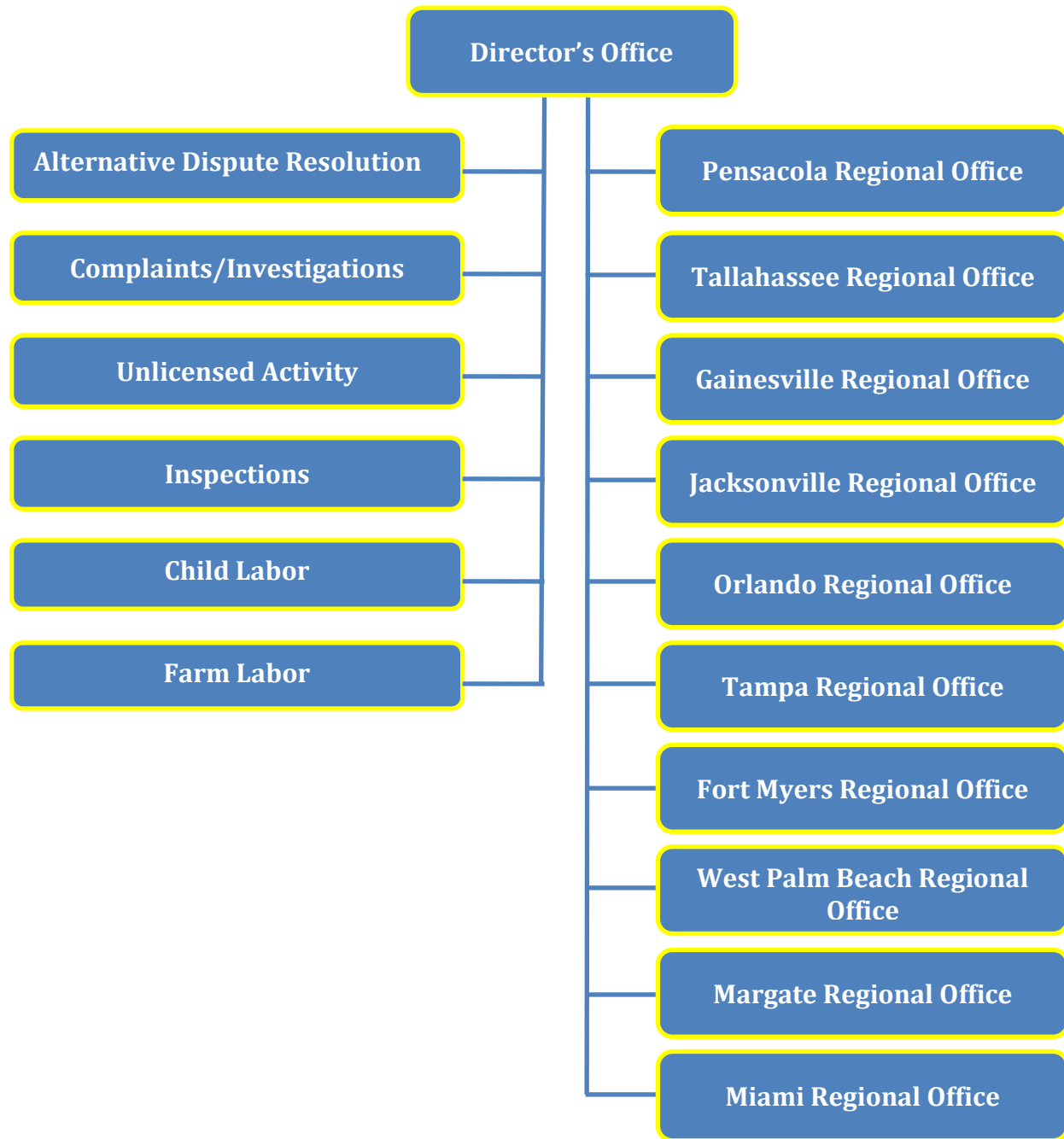
- **The Director's Office:** Provides for the overall management, policy making and supervision of the Division as well as the handling of administrative functions.
- **The Complaints/Investigations Program:** Responsible for intake and initial analysis of all regulated complaints for the determination of legal sufficiency. Investigations are conducted by the appropriate office and referred to the Department's Office of the General Counsel for review when necessary (see Complaint Statistics Table on page 94).
- **The Alternative Dispute Resolution Program (ADR):** This program, which has won multiple Prudential-Davis Productivity Awards, is responsible for resolving consumer complaints by helping disputing parties reach mutually acceptable resolutions through mediation. This form of resolution greatly reduces the associated costs of processing complaints and investigations. During Fiscal Year 2017-2018, the ADR program completed 207 successful mediations. These 207 mediations represent a cost savings to the Department of \$209,898 and consumer recoveries of \$1,229,839.13 (see Table 2.6 on page 27).

- **The Unlicensed Activity Program Area:** Responsible for coordinating and providing quality control for consumer complaints of unlicensed activity as well as proactive outreach and enforcement actions. The deterrence of unlicensed activity regarding Department-regulated professions and related businesses is given a high priority. Proactive measures for Fiscal Year 2017-2018 included the increase of educational outreach, partnerships with professional organizations and associations, and the production of marketing items and brochures. More information can be found at the Unlicensed Activity Program's website at <http://www.myfloridalicense.com/dbpr/unlicensed-activity/> (See ULA Efforts on page 30).
- **The Inspections Program Area:** Responsible for performing the statutorily mandated and complaint-driven inspections of establishments licensed by the Boards of Cosmetology, Barbers and Veterinary Medicine. Inspections are conducted on a two-year cycle which allows the inspector to focus on violators and perform re-inspections of establishments not meeting minimum standards within 120 days of the violation. During Fiscal Year 2017-2018, inspectors completed over 20,000 inspections of licensed establishments (see Table 2.7 on page 28).
- **The Farm Labor and Child Labor Programs:** These two programs help to protect two of Florida's most vulnerable populations: children and farm labor workers. The two programs verify compliance with statutes through regulatory efforts which include licensing, testing, education, routine inspections, investigations and enforcement. These programs strive to keep Florida's farm labor contractors and those businesses that employ minors in compliance with the requirements set forth in Chapter 447, Florida Statutes.



OJT Teacher, Fort Myers High School ~

"This is the second year I have invited your investigators to visit my classes to discuss topics related to Child Labor. They do a phenomenal job keeping the students engaged and informed. I will continue to keep in contact as issues arise this school year."



Division of Regulation Regional Offices

The regional offices are strategically located across the state to be accessible to Florida's citizens. Through coordination with headquarters in Tallahassee, these offices are responsible for conducting inspections, investigations, alternative dispute resolutions, and sweeps and undercover operations.

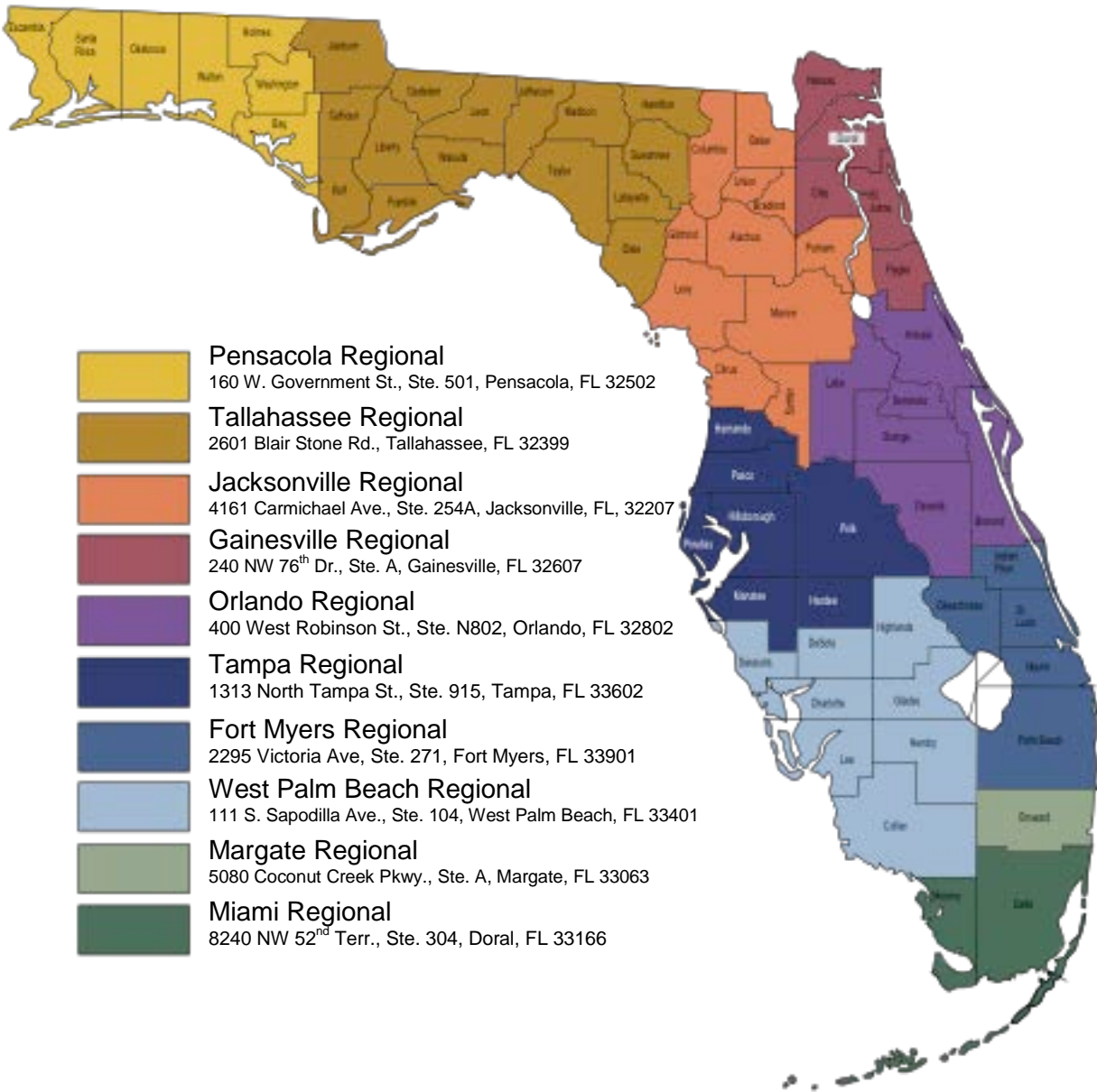


Table 1

**Division of Professions, Certified Public Accounting and Real Estate Licensee Data
Fiscal Year 2017-2018**

Profession	Active	Inactive	Total
Accountancy	37,896	2,687	40,583
Architecture and Interior Design	17,710	748	18,458
Asbestos Consultants	433	9	442
Athlete Agents	267	3	270
Auctioneers	2,422	10	2,432
Barbers	22,119	227	22,346
Building Code Administrators/Inspectors	8,265	594	8,859
Community Association Managers	20,702	450	21,152
Construction Industry	75,089	15,404	90,493
Cosmetology	247,960	1,568	249,528
Electrical Contractors	12,631	1,368	13,999
Employee Leasing Companies	941	0	941
Florida Board of Professional Engineers	64,219	526	64,745
Geologists	2,225	107	2,332
Home Inspectors	7,503	574	8,077
Landscape Architecture	1,563	116	1,679
Mold-Related Services	3,794	727	4,521

Pilot Commissioners	110	0	110
Real Estate Appraisal	7,014	296	7,310
Real Estate Commission	283,070	85,024	368,094
Talent Agencies	320	0	320
Veterinarians	10,588	328	10,916
Total	826,841	110,766	937,607

Totals By Division

Certified Public Accounting	37,896	2,687	40,583
Division of Real Estate	290,084	85,320	375,404
Division of Professions	434,642	22,233	456,875
Florida Board of Professional Engineers	64,219	526	64,745

The licensure data includes current, probationary and suspended licenses in a status of active or inactive. Licenses in a status of delinquent or null/void are not included. Licensure statistics change daily.

Section Two:

Long Range Planning and Monitoring

Long Range Program Planning and Monitoring

Section 455.204, Florida Statutes, requires the Department and the boards, where appropriate, to develop and implement a long-range policy planning and monitoring process, including estimates of revenues, expenditures, cash balances and performance statistics for each profession. The period covered shall not be less than five years. The Department is required to monitor compliance with the approved long-range plan and provide concise management reports to the boards quarterly. Detailed copies of each profession's financial management reports and five-year projections are included in Section 3.

As part of its long range plan the Department shall or continue to evaluate:

- Whether the Department, including the boards and the various functions performed by the Department, is operating efficiently and effectively and if there is a need for a board or council to assist in cost-effective regulation [s. 455.204(1), Florida Statutes];
- How and why the various professions are regulated [s. 455.204(2), Florida Statutes];
- Whether there is a need to continue regulation, and to what degree [s. 455.204(3), Florida Statutes];
- Whether or not consumer protection is adequate, and how it can be improved [s. 455.204(4), Florida Statutes];
- Whether there is consistency between the various practice acts [s. 455.204(5), Florida Statutes]; and,
- Whether unlicensed activity is adequately enforced [s. 455.204(6), Florida Statutes].

Efficient and Effective Operation

Section 455.204(1), F.S. requires the Department to evaluate whether the boards are operating efficiently and effectively.

The Divisions of Professions, Regulation, Real Estate and Certified Public Accounting provide services and oversight to 21 professions and the Child and Farm Labor programs. The Department is charged with the evaluation of applications, licensing, license renewals, monitoring of continued education, investigations, inspections and other duties deemed appropriate.

As part of its monitoring process, the Department evaluates whether its professions are operating in an efficient and cost-effective manner. The Department has developed a formal Cost Allocation Plan that uses actual levels of service provided to allocate cost overhead to the various professions and businesses.

Most fees are adequate to cover both direct and indirect costs. The Department acknowledges that some professions have actual or projected negative cash balances while others have actual or projected cash surpluses. All fees are set by rule and some are capped by statute. The Department conducts an annual review of all professions at the end of each fiscal year. Those professions in a deficit or having excessive surpluses are reviewed for appropriate fee adjustments, and options are presented to the boards for a course of action necessary to eliminate the actual or projected deficit or surplus. The ultimate decision to decrease fees is determined by the boards, or the Department where there is no board.

On June 30, 2018, there were five professions with negative cash balances:

- Board of Auctioneers;
- Community Association Managers;
- Employee Leasing Companies;
- Professional Geologists; and
- Talent Agencies

The Board of Auctioneers is in a deficit for the fiscal year ended June 30, 2018. The Board will have a plan in place by the end of the current fiscal year to eliminate the deficit.

The Regulatory Council of Community Association Managers is in a deficit for the fiscal year ended June 30, 2018. The Council will have a plan in place by the end of the current fiscal year to eliminate the deficit.

The Board of Employee Leasing Companies is in a deficit for the fiscal year ended June 30, 2018. The Board will have a plan in place by the end of the current fiscal year to eliminate the deficit.

The Board of Professional Geologists is in a deficit for the fiscal year ended June 30, 2018. The Board will have a plan in place by the end of the current fiscal year to eliminate the deficit.

Due to the small number of licensees, Talent Agencies do not generate sufficient funds to cover the Department's cost of regulation. The program was created in 1986. The Department issued the first licenses during Fiscal Year 1987-1988 at the statutory cap of \$400 per license. The program has operated in a deficit since that time. The Department anticipates that the deficit will continue.

Regulation and Consumer Protection

- Section 455.204(2)–(4), Florida Statutes, requires the Department to evaluate how and why various professions are regulated; whether there is a need to continue regulation and to what degree; and whether consumer protection is adequate and how it can be improved.
- Section 11.62(2), Florida Statutes, provides that the intention of the Florida Legislature is that no profession or occupation be subject to regulation by the state unless the regulation is necessary to protect the public health, safety or welfare from significant and discernible harm or damage and that the police power of the state be exercised only to the extent necessary for that purpose. The statute also provides that no profession or occupation be regulated by the state in a manner that unnecessarily restricts entry into the practice of the profession or occupation or adversely affects the availability of the professional or occupational services to the public.

The Department’s regulatory activities are designed to protect the public health, safety and welfare. The regulatory oversight is appropriate to enforce the specific qualifications for each license type, accept and investigate complaints against licensees and to provide support to boards in rulemaking and disciplinary procedures. The Department is continuously working to improve customer service and to reduce regulatory barriers while maintaining a high standard of consumer protection. The charts below show the Department’s current and projected performance in consumer protection.

The information provided in the tables below reflect the measures as outlined in previous submissions of the Long Range Program Plan provided to the Legislature as required by Chapter 216, Florida Statutes. The projections below indicate anticipated compliance with Long Range Program Plan measures.

Table 2.1
AVERAGE NUMBER OF DAYS TO COMPLETE INVESTIGATIONS OF CONSUMER COMPLAINTS

	Baseline FY 2011-12	FY 2015-16	FY 2016-17	FY 2017-18	FY 2018-19	FY 2019-20	FY 2020-21
Regulation	114	120	90	90	90	90	90
	Baseline FY 2006-07	FY 2015-16	FY 2016-17	FY 2017-18	FY 2018-19	FY 2019-20	FY 2020-21
Real Estate	195	160	140	140	130	130	130
CPA	111	90	90	90	90	90	90

Table 2.2
DIVISION OF REGULATION
PERCENTAGE OF STATUTORILY MANDATED INSPECTIONS FOR
COMPLIANCE WITH LAWS, RULES AND STANDARDS COMPLETED

Baseline FY 2010-11	FY 2015-16	FY 2016-17	FY 2017-18	FY 2018-19	FY 2019-20	FY 2020-21
100%	100%	100%	100%	99%	99%	99%

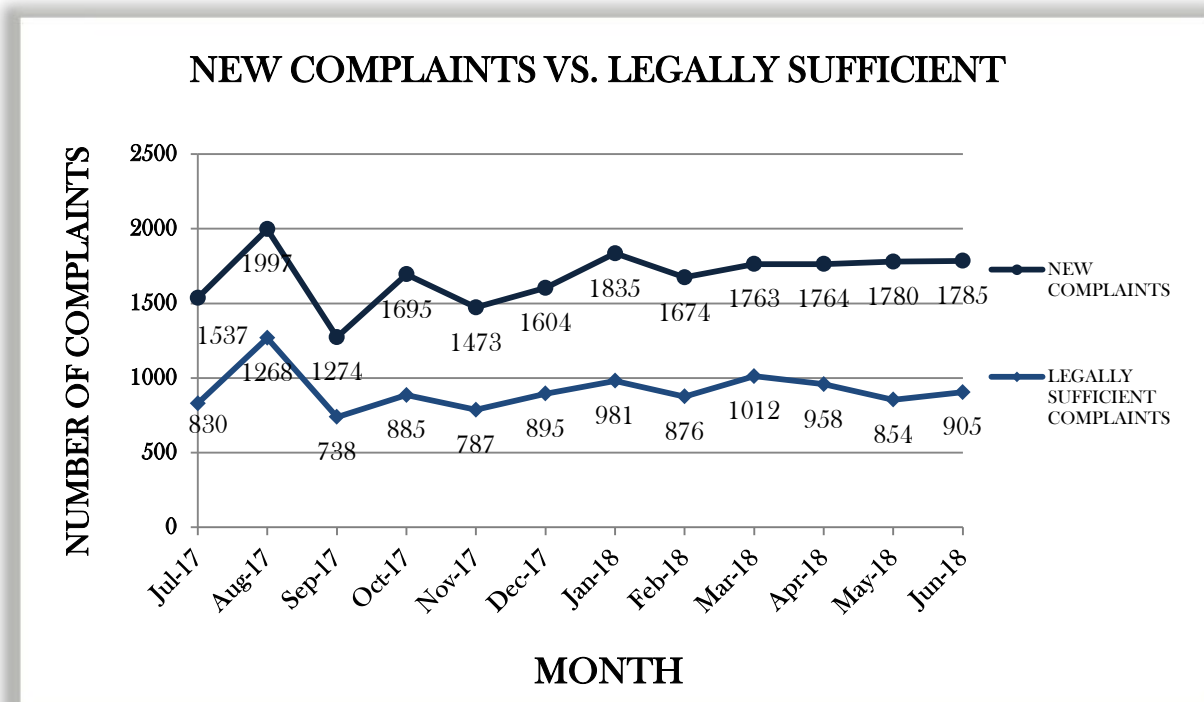
Division of Regulation Complaints/Investigations Program

The Complaints/Investigations Program is responsible for the receipt and analysis of complaints to determine legal sufficiency. A complaint is legally sufficient when an allegation is made that a violation of the practice act has occurred. The complaint analyst gathers information needed on the individual and/or business that is subject within the complaint and then forwards the case to the appropriate area for investigation. The Complaint Section is responsible for the maintenance of all complaint records. The Department has investigators and inspectors in each of the ten regional offices, and they are charged with investigating complaints of possible statutory violations.

The Division implemented an online complaint process which allows consumers to submit their complaints, electronically through the Department’s website. This new automation has significantly enhanced the Department’s goal of going paperless, reducing processing time and saving both the consumer and Department money by reducing postage costs. Since January 2017 through present, the Division has processed 8,787 online complaints; further validating the significant impact automation brings compared to traditional complaints that are mailed to the Department.

Table 2.3

COMPLAINTS AND INVESTIGATIONS PROCESSING STATISTICS



Legally Sufficient refers to the total number of complaints reviewed by the Division that met the standard of legal sufficiency established in section 455.225 (1), Florida Statutes; However, the number of "Complaints Legally Sufficient" may not include all "Complaints Received" during a reporting period and can include complaints from previous quarters.

Table 2.4

COMPLAINTS AND INVESTIGATIONS PROCESSING STATISTICS

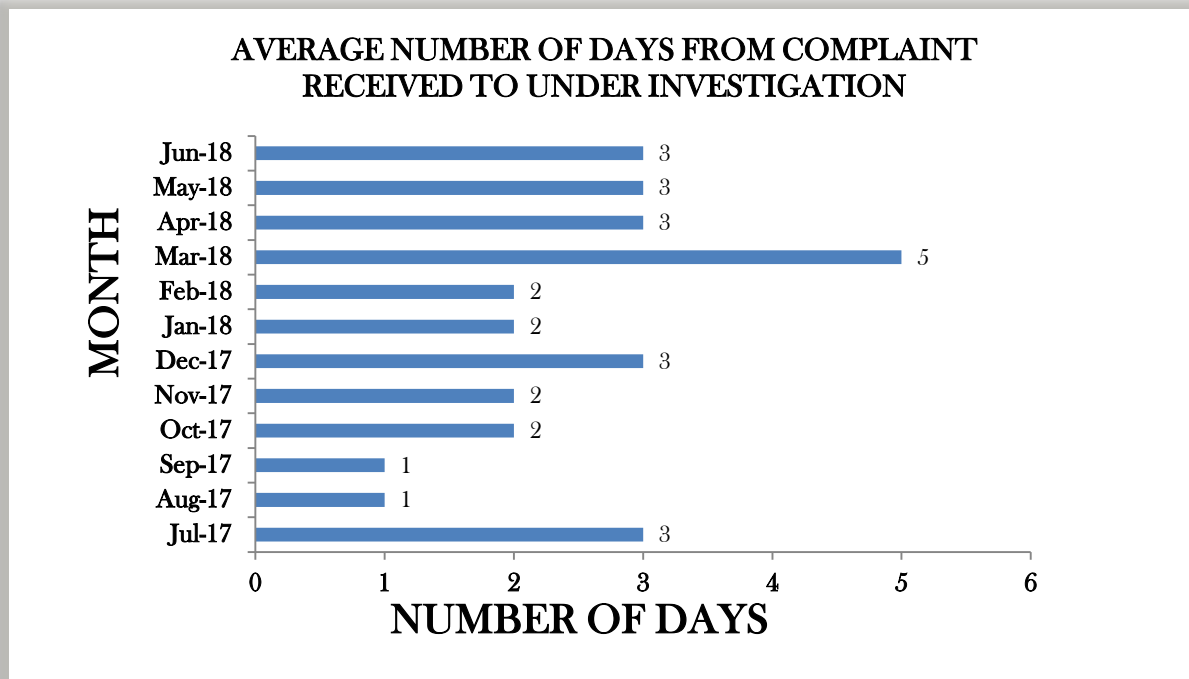
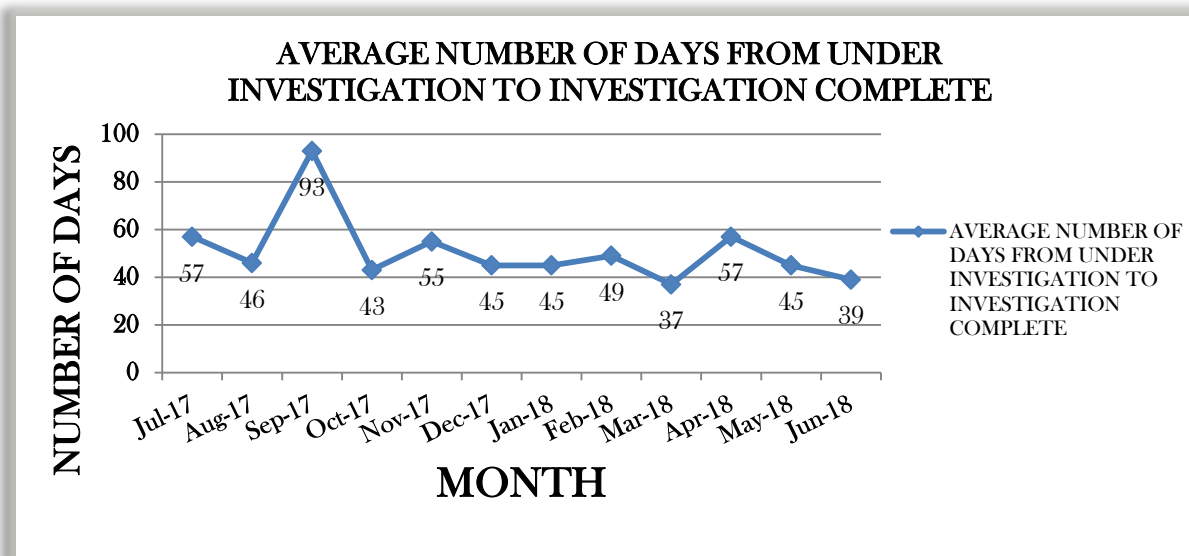


Table 2.5

COMPLAINTS AND INVESTIGATIONS PROCESSING STATISTICS



Alternative Dispute Resolution Program

The Division of Regulation’s Alternative Dispute Resolution Program (ADR) facilitates agreements between professionals and consumers and may provide economic recovery to the consumer without the time and expense of an enforcement action against the professional. S. 455.2235, Florida Statutes, gives the Division authority to resolve complaints through mediation, which has been proven to be especially beneficial after hurricanes and storms.

The Division of Regulation’s mediation process in lieu of the investigative process saved \$1,014.00 per successful mediation in associated legal and investigative costs.

The Alternative Dispute Resolution Program has the authority to mediate complaints involving the following professions:

- Construction Industry
- Electrical Contractors
- Barbers
- Landscape Architects
- Community Association Managers (CAMS)
- Cosmetology
- Employee Leasing
- Auctioneers
- Veterinarians

Table 2.6
ALTERNATIVE DISPUTE RESOLUTION
PROGRAM STATISTICS FY 2017-2018

Mediation Eligible	Successfully Mediated	Mediation Cost Savings	Investigative Reports Completed	Total Recovered Money
290	207	\$209,898	180	\$1,229,839.13

Mediation Eligible: Case that meets the requirements for mediation and will be assigned to a mediator.

Successfully Mediated: Cases where both parties have mutually agreed to a settlement relating to the outstanding issues within the complaint.

Mediation Cost Savings: The average amount of legal and investigative costs that are saved by using the mediation process in lieu of an investigation.

Investigative Reports Completed: Reports completed after an investigation is conducted that are sent to Legal for review.

Total Recovered Money: The amount of money or value of services returned to the consumer by the professional.

Division of Regulation Inspection Program

The Inspection Program is responsible for performing the statutorily mandated and complaint driven inspections of establishments licensed by the Board of Cosmetology, Barbers’ Board and the Board of Veterinary Medicine under s. 455.243, Florida Statutes. The two main functions of the Inspection Program are to protect the consuming public by inspecting licensed establishments and to actively seek out unlicensed activity relating to these professions. Inspectors issue on-site discipline in the form of Notices of Non-Compliance (NNC) and Citations and may also initiate formal investigations. Inspections are conducted on a two-year cycle which allows the inspector to focus on violators and perform re-inspections of establishments not meeting minimum standards within 120 days of the violation.

The Division of Regulation has joined other divisions in the Department by distributing a licensee “Bill of Rights” card. The card provides information regarding the licensees’ rights including their right to know the reason for the inspection and the right to be fairly treated in all dealings with the Department. The cards are distributed to the manager/owner at the time of the inspection and include the name of the inspector and contact information of the Regional Manager.

Table 2.7
INSPECTION STATISTICS 2017-2018

Profession	Total Complete
Barbershops	2,495
Cosmetology salons	15,963
Veterinary establishments/clinics	1,751
Total	20,209*

*99% of required inspections completed

Table 2.8
NOTICES OF NON-COMPLIANCE (NNC) AND CITATIONS 2017-2018

Notice	Jul	Aug	Sept	Oct	Nov	Dec	Jan	Feb	Mar	Apr	May	Jun
	2017	2017	2017	2017	2017	2017	2018	2018	2018	2018	2018	2018
NNC	56	120	66	103	70	68	84	73	86	44	45	36
Citations	68	128	61	101	82	69	76	47	71	50	40	55

Notice of Non-Compliance: This notice is issued as a first response to a minor violation of a regulatory law in any instance in which it is reasonable to assume that the violator was unaware of such a law or unclear as to how to comply with it. A violation of a regulatory law is a “minor violation” if it does not result in economic or physical harm to a person or adversely affect the public health, safety, or welfare or create a significant threat of such harm.

Citation: This is a monetary penalty imposed on a subject for violations of Florida laws and rules.

Consistency Between Practice Acts

- Section 455.204(5), Florida Statutes, requires the Department to evaluate whether there is consistency between the various practice acts.

Each of the Department's professions is governed by Chapter 455, Florida Statutes, and individual practice acts. The Department has determined that the practice acts are consistent with regard to a profession's unique qualifications for licensure. The practice acts establish qualifications for licensure, which in most cases include some combination of education, experience and examination. The practice acts establish standards of practice, disciplinary action and prohibited acts that carry administrative and criminal penalties. Most professions include a governing professional board responsible for ultimate licensing and disciplinary decisions. The exceptions are community association managers, athlete agents, talent agencies, asbestos consultants and contractors, home inspectors and mold-related professionals. The Department is responsible for licensing and regulating those professions. The Regulatory Council of Community Association Managers is responsible for adopting rules relating to the licensure examination, continuing education requirements, continuing education providers, fees and professional practice standards to assist the Department in carrying out its duties.

Florida Consumer ~

"I want to applaud the efforts, the professionalism, the follow through, and the attention to detail with excellent communications with me as a member of the consuming public. This is an excellent example of my favorite 3 C's; communications, collaboration and cooperation."

Unlicensed Activity Program Efforts

With a duty to protect the health, safety and welfare of Florida citizens and visitors, the Department placed great emphasis on unlicensed activity through proactive efforts and investigations.

Division of Certified Public Accounting

The Division of Certified Public Accounting's Unlicensed Activity Program is responsible for analyzing consumer complaints alleging unlicensed certified public accounting activity. During FY 2017-18, the division focused its efforts on raising public awareness by participating in industry tradeshows, and speaking engagements at several universities.

The majority of the unlicensed activity complaints filed with the Division concerned the improper use of the "certified public accountant" designation. These complaints were received from consumers, licensees, social media, and proactive research by Board staff. This Fiscal Year, 84 unlicensed complaints were received. Of the previously mentioned complaints, 69 were legally sufficient.

Another tool utilized by the Division to combat unlicensed activity, is the issuance of a Notice to Cease and Desist pursuant to s. 455.228 (1), Florida Statutes. A notice to cease and desist is issued once it has been determined, by Division staff, that the profession has been practiced without the professional license or certification required by Florida law, specifically Chapter 473, Florida Statutes. For this reporting period, 97 cease and desist notifications were issued, and 12 ULA citations were issued. All unlicensed activity investigative reports are forward to the related State Attorney's Offices for review. During the Fiscal Year 2017-18, there were 14 Respondents prosecuted for ULA.

Division of Real Estate

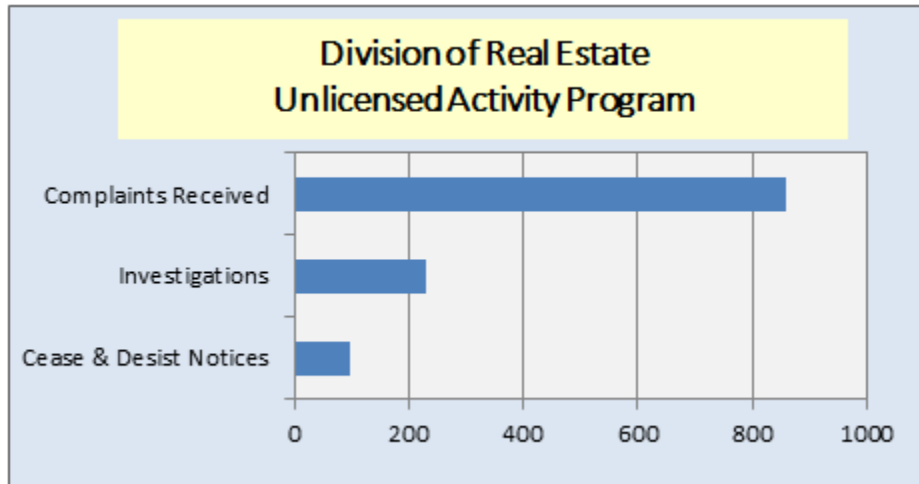
The Division's unlicensed activity program is a mutual effort of the Bureau of Enforcement and the Office of the General Counsel to expeditiously investigate and prosecute unlicensed real estate activity.

The Division understands the importance of alerting consumers to the danger of working with unlicensed individuals, and, that doing so could result in financial harm. At trade shows and outreach presentations, the Division emphasizes the importance of working with licensed professionals, and, encourages consumers and licensees to report suspected unlicensed activity.

Unlicensed real estate practice can be reported by submitting a complaint by mail, fax or online through the Department website. All complaints are reviewed to determine legal sufficiency. If facts indicate that a violation may have occurred, an investigation is initiated. During the investigation, attempts are made to gather all pertinent facts concerning the complaint. Once the investigation is complete, an investigative report is produced and delivered to the Department's Office of the General Counsel. The Department may issue a notice to cease and desist for unlicensed practice; and the Office of the General Counsel may seek an injunction against persons violating the notice. In addition, the Department may impose administrative penalties or issue a citation. In accordance with Chapter 455, Florida Statutes, the Division refers cases to the state attorney for consideration of criminal prosecution.

The unlicensed activity unit is staffed by six investigators located in the central and southern regions of the state. In addition to investigating consumer complaints, these investigators routinely monitor social media and websites where unlicensed practice is known to be carried out. When unlicensed activity is discovered, internal complaints are initiated and thoroughly investigated.

In Fiscal Year 2017-2018, 858 complaints alleging unlicensed real estate practice were received, 230 investigations were completed, and 97 notices to cease and desist were issued.



Division of Regulation

Outreach and Education:

The Division’s investigators carried out outreach programs to inform the public of unlicensed activity. Public education efforts included the Division’s presence at various trade and consumer events, speaking engagements with trade associations, consumer groups and other governmental agencies.

During Fiscal Year 2017-2018, the Division of Regulation conducted 732 outreach events to educate Floridians about the importance of hiring licensed professionals and the dangers unlicensed individuals pose. These events resulted in interactions with over 35,600 individuals including citizens, licensees, professionals, local government’s state attorney offices, building department officials and law enforcement groups.



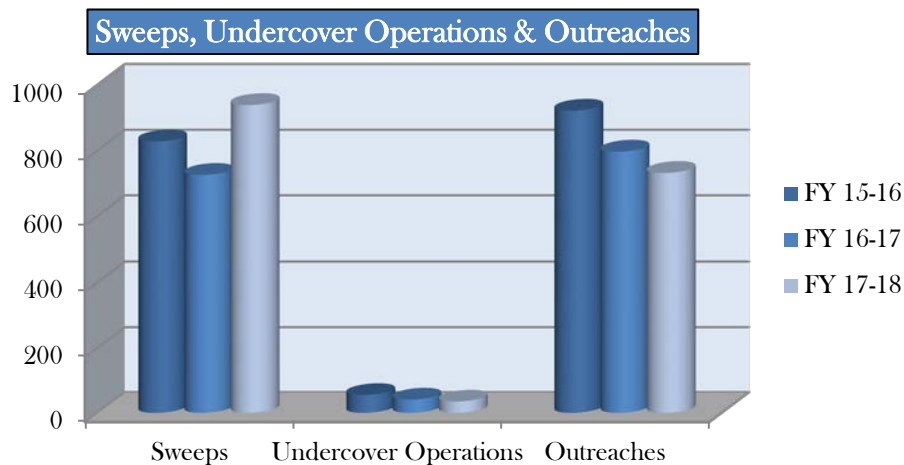
Proactive Enforcement:

The Division takes strides to engage in proactive efforts through sweeps and enforcement operations. The goal of proactively seeking unlicensed activity is to protect the public from future harm.

The investigators conduct compliance checks (sweeps) in areas suspected of having unlicensed activity. In Fiscal Year 2017-2018, investigators performed a record 939 sweep operations resulting in 172 new cases being opened. The record number of sweeps came as a result of increased activity after Hurricane Irma, with over 300 sweeps occurring between September and December of 2017. These sweep operations frequently include other agencies such as the Department of Financial Services or local building departments.

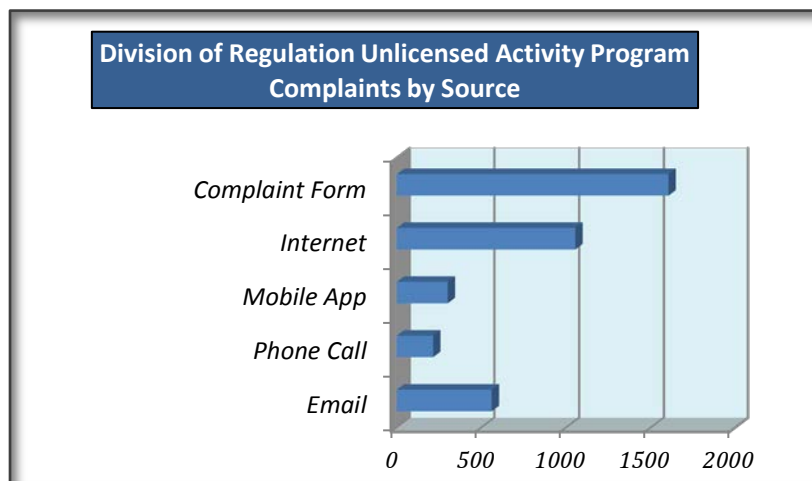


During Fiscal Year 2017-2018, the Division participated in 35 enforcement operations. In an enforcement operation, the Department provides individuals the opportunity to offer services that require a license. These individuals often provide a bid, proposal, or performance of the service to an undercover investigator and/or law enforcement personnel. These enforcement operations resulted in 85 new unlicensed activity cases being opened. These cases resulted in over 20 arrests and the issuance of 57 notices to cease and desist.



Complaints and Investigations:

The Division reviews unlicensed activity complaints through the complaint/investigations process. There are multiple ways in which a complaint may be filed: online, by emailing the unlicensed activity unit, calling the toll-free unlicensed activity hotline, using the new DBPR Mobile App or by traditional mail or fax. After a complaint is filed it is reviewed for legal sufficiency. If the complaint is found to be legally sufficient, an Investigation is opened. Investigations of unlicensed activity may result in a notice to cease and desist, a citation or fines. Unlicensed activity cases are forwarded to state attorney’s offices once the investigation is complete.



In addition, the Division received 3,939 complaints of unlicensed activity, of which 2,528 were found to be legally sufficient and resulted in further investigation. These investigations resulted in the issuance of 1,622 notices to cease and desist, 186 citations and imposition of 544 final orders.

DBPR is an Active NASCLA Member:

The Florida Department of Business and Professional Regulation participated with the National Association of State Contractors Licensing Agencies (NASCLA) in a national coordinated enforcement effort the weeks of June 4 – 22, 2018 which included 10 NASCLA State Members who took part in this event across the country. The additional states that participated were Arizona, California, Mississippi, Nevada, Oregon, Rhode Island, Texas, Utah and Washington.

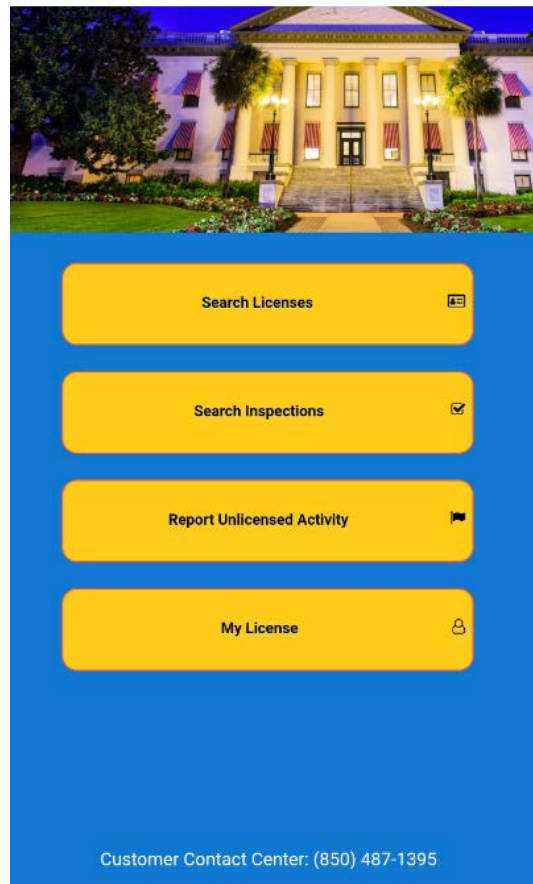


On Tuesday, June 19, 2018 the Division of Regulation concluded a statewide enforcement effort targeting unlicensed contractors. The “sweep” encompassed 9 counties and netted a total of 111 unannounced site visits with 134 license checks of both construction and electrical contractors.

Unlicensed Activity Complaint Access

The Department has made filing a complaint easy for the consumer and license holder. Below are numerous ways in which a complaint may be filed:

- Complaint forms are online at www.myfloridalicense.com/entercomplaint
- Consumers may send an e-mail to the unlicensed activity inbox at: ula@myfloridalicense.com.
- Complaints may be mailed to the Department at 2601 Blair Stone Road, Tallahassee, FL 32399-0782.
- Complaints relating to the Department's Division of Certified Public Accounting may be mailed to 240 NW 76th Drive, Suite A, Gainesville, FL 32607.
- Complaints relating to the Department's Division of Real Estate may be mailed to 400 West Robinson Street N801, Orlando, FL 32801.
- Consumers may call the toll free unlicensed activity hotline at (866) 532-1440 and they may remain anonymous by filing a complaint via the hotline.
- Consumers may call the customer contact center at (850) 487-1395 for all other inquiries.
- Consumers may download the free mobile application for their mobile devices to file a complaint of work happening right now. This is a great way for complainants to file an anonymous complaint.



Unlicensed Activity Program

The purpose of the Unlicensed Activity Unit is to assist in overseeing the productivity of the investigative field offices to ensure that the goals of the Division are being met. The Unlicensed Activity Unit tracks sweeps, enforcement operations and outreach efforts made by each investigative office and serves as a liaison between the field offices and the Office of the General Counsel. The Unlicensed Activity Unit works hand in hand with the Office of Communications to use media outlets to spread the word about unlicensed activity as well as to display the Division's efforts. The Unlicensed Activity Unit processes complaints that originate from email, the Department's mobile app, our toll-free hotline and the online complaint forms on our Department's website.


In addition to receiving and processing complaints from the public, the Unlicensed Activity Unit provides other services to aid in the investigating and prosecuting of unlicensed individuals. These services include researching and issuing Certificates of Non-Licensure, receiving and tracking subpoenas, and support for investigative agencies throughout the state.

Certificates of Non-Licensure

A certificate of non-licensure is a notarized document provided by the Unlicensed Activity Unit, upon request, to Department personnel and other individuals, to certify that the individual or business named has never had a license. When the requests are received, the analyst assigned will conduct a diligent search of department records. If the search yields no result, the analyst prepares a certificate of non-licensure. These documents are self-authenticating and are often used in the administrative and criminal prosecution of unlicensed individuals. In Fiscal Year 2017-2018, over 1400 requests were received and researched, resulting in over 2500 Certificates of Non-Licensure being issued.

Toll Free Hotline

The toll-free hotline is staffed from 8:00am to 5:00pm on weekdays and generates tips and complaints. The hotline is used primarily to report "in progress" tips on unlicensed activity. Additionally, it is used to assist consumers in filling out complaint forms and provide education on unlicensed activity. In Fiscal Year 2017-2018 over 230 complaints were initiated as the result of a call on the hotline.



Subpoena Receipt and Tracking

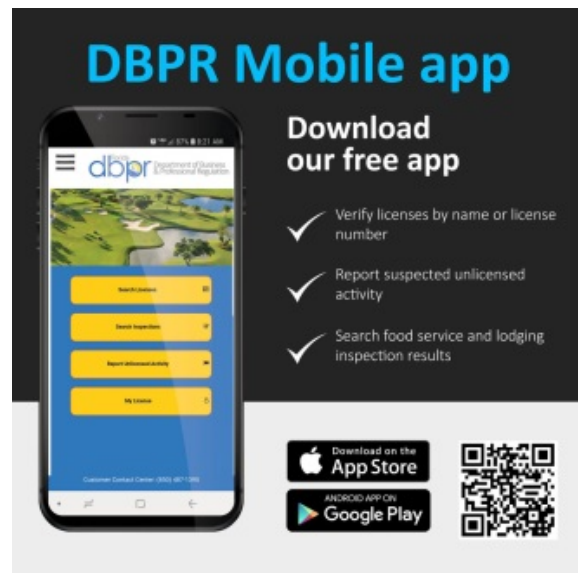
Completed unlicensed activity investigations are referred to the local state attorney's office for possible criminal prosecution. Department personnel involved in every stage of the investigation are often subpoenaed to testify in these criminal cases. The Unlicensed Activity Unit receives these subpoenas, tracks them and forwards them to the appropriate individual and the Office of General Counsel. Over 400 subpoenas were received and tracked in Fiscal Year 2017-2018.

Reporting by Email

The Unlicensed Activity Unit manages an unlicensed activity email inbox. Staff receives dozens of emails daily and answers questions related to unlicensed activity, how to become licensed and the steps to file a complaint. In Fiscal Year 2017-2018, the total emails received were 4,439. During the course of the year, a number of emails received were for other agencies, other Divisions within the Department, or work not regulated by the Department. These types of emails are sent to the appropriate agency/area and handled accordingly.

Mobile Application (App):

The mobile application for smartphones allows consumers to report unlicensed activity anonymously through their mobile devices. The Division has received positive feedback from license holders on the application. By using the DBPR Mobile App, the consumer can take a picture of an advertisement or work being performed by an unlicensed individual and submit the information within minutes directly to the unlicensed activity unit. In Fiscal Year 2017-2018, the unlicensed activity unit initiated 305 complaints that were received via the DBPR Mobile App.



Section Three:

Finances

Revenues, Expenditures, and Cash Balances

STATE OF FLORIDA
DEPARTMENT OF BUSINESS AND PROFESSIONAL REGULATION
BOARD OF VETERINARY MEDICINE
UNLICENSED ACTIVITY ACCOUNT
ACTUAL AND PROJECTED REVENUES, EXPENSES
AND CHANGES IN ACCOUNT BALANCE
FISCAL YEARS ENDING JUNE 30, 2014 THROUGH JUNE 30, 2023

	Actual					Projected				
	JUNE 30 2014	JUNE 30 2015	JUNE 30 2016	JUNE 30 2017	JUNE 30 2018	JUNE 30 2019	JUNE 30 2020	JUNE 30 2021	JUNE 30 2022	JUNE 30 2023
REVENUES										
Unlicensed Activity Fees	\$ 38,780	\$ 3,735	\$ 41,225	\$ 3,840	\$ 44,215	\$ -	\$ -	\$ 3,840	\$ 44,215	\$ 3,840
Fines	3,181		500	1,193	-	-	-	-	-	-
Investment Earnings	1,569	2,941	2,862	2,647	3,084	4,324	4,039	3,685	3,465	3,983
Total Revenues	43,530	6,676	44,587	7,680	47,299	4,324	4,039	7,525	47,680	7,823
EXPENSES										
Investigations	11,083	16,732	10,781	24,473	25,114	9,396	9,396	9,396	9,396	9,396
General Counsel/Legal	1,277	554		2,672	16,587	8,545	8,545	8,545	8,545	8,545
Service Charge to General Revenue	3,538	474	3,576	614	3,783	614	3,783	614	3,783	614
Refunds	10	-	10	-	15	15	15	15	15	15
Total Expenses	15,908	17,760	14,367	27,759	45,499	18,570	21,739	18,570	21,739	18,570
TRANSFERS										
Transfers (to)/from Administrative Trust Fund										
Transfer To General Revenue-GAA										
Total Transfers	-	-	-	-	-	-	-	-	-	-
CHANGE IN ACCOUNT BALANCE	27,622	(11,084)	30,220	(20,079)	1,800	(14,246)	(17,700)	(11,045)	25,941	(10,747)
ACCOUNT BALANCE, Beginning of Period	187,740	215,362	204,278	234,498	214,419	216,219	201,973	184,274	173,229	199,170
Prior Period Adjustment										
ACCOUNT BALANCE, End of Period	\$ 215,362	\$ 204,278	\$ 234,498	\$ 214,419	\$ 216,219	\$ 201,973	\$ 184,274	\$ 173,229	\$ 199,170	\$ 188,423

STATE OF FLORIDA
DEPARTMENT OF BUSINESS AND PROFESSIONAL REGULATION
BOARD OF ACCOUNTANCY
OPERATING ACCOUNT
ACTUAL AND PROJECTED REVENUES, EXPENSES
AND CHANGES IN ACCOUNT BALANCE
FISCAL YEARS ENDING JUNE 30, 2014 THROUGH JUNE 30, 2023

	Actual					Projected				
	JUNE 30 2014	JUNE 30 2015	JUNE 30 2016	JUNE 30 2017	JUNE 30 2018	JUNE 30 2019	JUNE 30 2020	JUNE 30 2021	JUNE 30 2022	JUNE 30 2023
REVENUES										
Fees and Charges	\$ 389,629	\$ 413,702	\$ 419,772	\$ 414,739	\$ 401,751	\$ 401,751	\$ 401,751	\$ 401,751	\$ 401,751	\$ 401,751
Licenses	2,133,061	1,419,245	2,270,809	1,656,290	2,352,100	1,673,610	2,353,785	1,673,610	2,353,785	1,673,610
Less: Licenses Waiver	(298,380)	(177,138)				(148,980)	(200,030)			
Net Licenses	1,834,681	1,242,107	2,270,809	1,656,290	2,352,100	1,524,630	2,153,755	1,673,610	2,353,785	1,673,610
Fines	18,789	81,006	123,443	176,424	136,420	136,420	136,420	136,420	136,420	136,420
Investment Earnings	15,352	15,015	14,361	11,781	15,489	14,809	20,317	11,945	14,716	9,032
Refunds	36,065	20,202	13	35,879	25	-	-	-	-	-
Other Revenues		24,769	38,498		43,844					
Total Revenues	2,294,516	1,796,801	2,866,896	2,295,113	2,949,629	2,077,611	2,712,244	2,223,726	2,906,672	2,220,813
EXPENSES										
Division Office										
Division Administrative Office	1,113,047	1,126,791	1,423,532	1,164,287	1,134,071	1,134,071	1,134,071	1,134,071	1,134,071	1,134,071
Service Charge to General Revenue	196,879	153,801	247,535	196,286	252,408	166,209	216,979	177,898	232,534	177,665
Refunds	31,013	23,200	21,372	29,545	50,674	50,674	50,674	50,674	50,674	50,674
Attorney General's Office	101,007	82,468	69,031	84,918	68,943	68,943	68,943	68,943	68,943	68,943
Service Operations										
Central Intake/Licensure	59,312	20,077	28,202	25,452	31,762	25,452	31,762	25,452	31,762	25,452
Call Center	199,228	172,490	191,336	156,679	157,751	156,679	157,751	156,679	157,751	156,679
Revenue Bank Charges	26,129	19,408	38,985	35,483	54,793	35,483	54,793	35,483	54,793	35,483
Testing and Continuing Education	116,930	127,196	165,744	115,789	123,338	123,338	123,338	123,338	123,338	123,338
Department Administrative Costs										
Administration	188,586	118,179	134,579	114,846	127,835	127,835	127,835	127,835	127,835	127,835
Information Technology	174,912	170,397	190,962	139,591	228,451	228,451	228,451	228,451	228,451	228,451
General Counsel/Legal	209,667	133,242	178,439	141,023	211,102	211,102	211,102	211,102	211,102	211,102
Division Legal	219,701	247,262	947	187,966	168,003	168,003	168,003	168,003	168,003	168,003
Total Expenses	2,636,411	2,394,511	2,690,664	2,391,865	2,609,131	2,496,240	2,573,702	2,507,929	2,589,257	2,507,696
Excess (Deficiency) of Revenues Over (Under) Expenses	(341,895)	(597,710)	176,232	(96,752)	340,498	(418,629)	138,541	(284,203)	317,415	(286,883)
TRANSFERS										
Due to/(from)from Professional Regulation Trust Fund	-	-	-	-	-	-	-	-	-	-
Transfers (to)/from Administrative Trust Fund	-	-	-	-	-	-	-	-	-	-
Transfer To General Revenue	(36,956)			(19,700)	(65,100)					
Total Transfers	(36,956)	-	-	(19,700)	(65,100)	-	-	-	-	-
CHANGE IN ACCOUNT BALANCE	(378,851)	(597,710)	176,232	(116,452)	275,398	(418,629)	138,541	(284,203)	317,415	(286,883)
ACCOUNT BALANCE, Beginning of Period	1,657,252	1,278,401	680,691	856,924	740,472	1,015,870	597,241	735,782	451,579	768,994
ACCOUNT BALANCE, End of Period	\$ 1,278,401	\$ 680,691	\$ 856,924	\$ 740,472	\$ 1,015,870	\$ 597,241	\$ 735,782	\$ 451,579	\$ 768,994	\$ 482,111

STATE OF FLORIDA
DEPARTMENT OF BUSINESS AND PROFESSIONAL REGULATION
BOARD OF ACCOUNTANCY
OPERATING ACCOUNT
ACTUAL AND PROJECTED REVENUES, EXPENSES
AND CHANGES IN ACCOUNT BALANCE
FISCAL YEARS ENDING JUNE 30, 2014 THROUGH JUNE 30, 2023

	Actual					Projected				
	JUNE 30 2014	JUNE 30 2015	JUNE 30 2016	JUNE 30 2017	JUNE 30 2018	JUNE 30 2019	JUNE 30 2020	JUNE 30 2021	JUNE 30 2022	JUNE 30 2023
REVENUES										
Fees and Charges	\$ 389,629	\$ 413,702	\$ 419,772	\$ 414,739	\$ 401,751	\$ 401,751	\$ 401,751	\$ 401,751	\$ 401,751	\$ 401,751
Licenses	2,133,061	1,419,245	2,270,809	1,656,290	2,352,100	1,673,610	2,353,785	1,673,610	2,353,785	1,673,610
Less: Licenses Waiver	(298,380)	(177,138)								
Net Licenses	1,834,681	1,242,107	2,270,809	1,656,290	2,352,100	1,673,610	2,353,785	1,673,610	2,353,785	1,673,610
Fines	18,789	81,006	123,443	176,424	126,958	126,958	126,958	126,958	126,958	126,958
Investment Earnings	15,352	15,015	14,361	11,781	17,138	11,068	15,920	8,994	13,854	6,889
Refunds	36,065	20,202	13	35,879	25	-	-	-	-	-
Other Revenues		24,769	38,498							
Total Revenues	2,294,516	1,796,801	2,866,896	2,295,113	2,897,972	2,213,387	2,898,414	2,211,313	2,896,348	2,209,208
EXPENSES										
Division Office										
Division Administrative Office	1,113,047	1,126,791	1,423,532	1,351,341	1,351,341	1,351,341	1,351,341	1,351,341	1,351,341	1,351,341
Service Charge to General Revenue	196,879	153,801	247,535	196,286	231,836	177,071	231,873	176,905	231,708	176,737
Refunds	31,013	23,200	21,372	29,545	29,545	29,545	29,545	29,545	29,545	29,545
Attorney General's Office	101,007	82,468	69,031	84,918	84,918	84,918	84,918	84,918	84,918	84,918
Service Operations										
Central Intake/Licensure	59,312	20,077	28,202	25,452	28,202	25,452	28,202	25,452	28,202	25,452
Call Center	199,228	172,490	191,336	156,679	191,336	156,679	191,336	156,679	191,336	156,679
Revenue Bank Charges	26,129	19,408	38,985	35,483	38,985	35,483	38,985	35,483	38,985	35,483
Testing and Continuing Education	116,930	127,196	165,744	115,789	115,789	115,789	115,789	115,789	115,789	115,789
Department Administrative Costs										
Administration	188,586	118,179	134,579	114,846	114,846	114,846	114,846	114,846	114,846	114,846
Information Technology	174,912	170,397	190,962	139,591	139,591	139,591	139,591	139,591	139,591	139,591
General Counsel/Legal	209,667	133,242	178,439	141,023	141,023	141,023	141,023	141,023	141,023	141,023
Division Legal	219,701	247,262	947	187,966	187,966	187,966	187,966	187,966	187,966	187,966
Total Expenses	2,636,411	2,394,511	2,690,664	2,578,919	2,655,378	2,559,704	2,655,415	2,559,538	2,655,250	2,559,370
Excess (Deficiency) of Revenues Over (Under) Expenses	(341,895)	(597,710)	176,232	(283,806)	242,595	(346,317)	242,999	(348,225)	241,098	(350,162)
TRANSFERS										
Due to/(from) Professional Regulation Trust Fund	-	-	-	-	-	-	-	-	-	-
Transfers (to)/from Administrative Trust Fund	-	-	-	-	-	-	-	-	-	-
Transfer To General Revenue	(36,956)			(19,700)						
Total Transfers	(36,956)	-	-	(19,700)	-	-	-	-	-	-
CHANGE IN ACCOUNT BALANCE	(378,851)	(597,710)	176,232	(303,506)	242,595	(346,317)	242,999	(348,225)	241,098	(350,162)
ACCOUNT BALANCE, Beginning of Period	1,657,252	1,278,401	680,691	856,924	553,418	796,012	449,695	692,694	344,469	585,566
ACCOUNT BALANCE, End of Period	\$ 1,278,401	\$ 680,691	\$ 856,924	\$ 553,418	\$ 796,012	\$ 449,695	\$ 692,694	\$ 344,469	\$ 585,566	\$ 235,405

STATE OF FLORIDA
DEPARTMENT OF BUSINESS AND PROFESSIONAL REGULATION
BOARD OF ACCOUNTANCY
UNLICENSED ACTIVITY ACCOUNT
ACTUAL AND PROJECTED REVENUES, EXPENSES
AND CHANGES IN ACCOUNT BALANCE
FISCAL YEARS ENDING JUNE 30, 2014 THROUGH JUNE 30, 2023

	Actual					Projected				
	JUNE 30 2014	JUNE 30 2015	JUNE 30 2016	JUNE 30 2017	JUNE 30 2018	JUNE 30 2019	JUNE 30 2020	JUNE 30 2021	JUNE 30 2022	JUNE 30 2023
REVENUES										
Unlicensed Activity Fees	\$ 117,165	\$ 89,805	\$ 122,300	\$ 91,995	\$ 11,240	\$ 11,240	\$ 122,300	\$ 91,970	\$ 122,300	\$ 91,970
Investment Earnings	666	1,082	1,805	2,584	3,207	4,110	2,393	2,687	2,429	2,724
Fines			100	(2,489)						
Total Revenues	117,831	90,887	124,205	92,090	14,447	15,350	124,693	94,657	124,729	94,694
EXPENSES										
Service Charge to General Revenue	9,442	7,313	9,928	7,367	1,156	1,228	9,975	7,573	9,978	7,575
Refunds			10							
Unlicensed Activity	84,858	99,977		-	48,839	100,000	100,000	100,000	100,000	100,000
General Counsel										
Total Expenses	94,300	107,290	9,938	7,367	49,995	101,228	109,975	107,573	109,978	107,575
CHANGE IN ACCOUNT BALANCE	23,531	(16,403)	114,267	84,723	(35,548)	(85,878)	14,717	(12,916)	14,750	(12,882)
ACCOUNT BALANCE, Beginning of Period	34,936	58,467	42,064	156,331	241,054	205,506	119,628	134,345	121,430	136,180
ACCOUNT BALANCE, End of Period	\$ 58,467	\$ 42,064	\$ 156,331	\$ 241,054	\$ 205,506	\$ 119,628	\$ 134,345	\$ 121,430	\$ 136,180	\$ 123,298

STATE OF FLORIDA
DEPARTMENT OF BUSINESS AND PROFESSIONAL REGULATION
BOARD OF ARCHITECTURE AND INTERIOR DESIGN
OPERATING ACCOUNT
ACTUAL AND PROJECTED REVENUES, EXPENSES
AND CHANGES IN ACCOUNT BALANCE
FISCAL YEARS ENDING JUNE 30, 2014 THROUGH JUNE 30, 2023

	Actual					Projected				
	JUNE 30 2014	JUNE 30 2015	JUNE 30 2016	JUNE 30 2017	JUNE 30 2018	JUNE 30 2019	JUNE 30 2020	JUNE 30 2021	JUNE 30 2022	JUNE 30 2023
REVENUES										
Fees and Charges	\$ 80,680	\$ 99,893	\$ 90,238	\$ 105,371	\$ 106,400	\$ 107,225	\$ 106,400	\$ 107,225	\$ 106,400	\$ 107,225
Licenses	53,020	1,987,733	29,797	2,031,249	23,755	1,968,745	38,630	1,968,745	38,630	1,968,745
Less: License Waiver	-	(1,139,250)	-	-	-	-	-	-	-	-
Net Licenses	53,020	848,483	29,797	2,031,249	23,755	1,968,745	38,630	1,968,745	38,630	1,968,745
Fines	394,616	(257,966)	29,382	56,343	61,573	31,177	31,177	31,177	31,177	31,177
Investment Earnings	9,434	13,139	6,975	13,940	12,633	11,573	31,014	16,909	36,448	22,443
Refunds	15,918	22,727	10,211	24,149	1,283	1,283	1,283	1,283	1,283	1,283
Other Revenues	-	-	-	-	19,707	-	-	-	-	-
Total Revenues	553,668	726,276	166,603	2,231,053	225,351	2,120,003	208,504	2,125,339	213,938	2,130,873
EXPENSES										
Board Office										
Board Administrative Office	240,831	273,531	304,612	392,868	242,302	242,302	242,302	242,302	242,302	242,302
Refunds	19,997	19,836	9,311	23,209	9,320	-	-	-	-	-
Service Charge to General Revenue	16,601	80,880	15,389	176,545	17,282	169,600	16,680	170,027	17,115	170,470
Contracted Services	375,000	209,923	209,923	281,886	351,281	351,281	351,281	351,281	351,281	351,281
Professional Regulation Division										
Attorney General's Office	44,248	40,191	23,320	20,857	31,262	31,262	31,262	31,262	31,262	31,262
Service Operations										
Central Intake	53,312	96,881	53,325	96,534	73,539	96,534	73,539	96,534	73,539	96,534
Call Center	43,536	74,311	43,893	70,285	39,344	70,285	39,344	70,285	39,344	70,285
Revenue Bank Charges	1,504	11,013	1,537	29,410	2,038	29,410	2,038	29,410	2,038	29,410
Testing and Continuing Education	8,747	7,344	24,345	29,556	44,721	44,721	44,721	44,721	44,721	44,721
Department Administrative Costs										
Administration	21,156	39,568	32,531	57,108	29,813	29,813	29,813	29,813	29,813	29,813
Information Technology	75,449	78,576	72,040	67,907	82,625	82,625	82,625	82,625	82,625	82,625
General Counsel/Legal	132	193	137	134	129	132	134	137	140	142
Total Expenses	900,513	932,247	790,362	1,246,299	923,656	1,147,965	913,740	1,148,397	914,180	1,148,845
Excess (Deficiency) of Revenues Over (Under) Expenses	(346,845)	(205,971)	(623,759)	984,754	(698,305)	972,038	(705,236)	976,942	(700,242)	982,028
TRANSFERS										
Transfers (to)/from Administrative Trust Fund	-	-	-	(39,240)	(43,150)	-	-	-	-	-
Transfer To General Revenue-GAA	-	-	-	(39,240)	(43,150)	-	-	-	-	-
Total Transfers	-	-	-	(39,240)	(43,150)	-	-	-	-	-
CHANGE IN ACCOUNT BALANCE	(346,845)	(205,971)	(623,759)	945,514	(741,455)	972,038	(705,236)	976,942	(700,242)	982,028
ACCOUNT BALANCE, Beginning of Period	1,551,183	1,204,337	998,366	374,606	1,320,120	578,665	1,550,703	845,467	1,822,409	1,122,168
ACCOUNT BALANCE, End of Period	\$ 1,204,337	\$ 998,366	\$ 374,606	\$ 1,320,120	\$ 578,665	\$ 1,550,703	\$ 845,467	\$ 1,822,409	\$ 1,122,168	\$ 2,104,196

STATE OF FLORIDA
DEPARTMENT OF BUSINESS AND PROFESSIONAL REGULATION
BOARD OF ARCHITECTURE AND INTERIOR DESIGN
UNLICENSED ACTIVITY ACCOUNT
ACTUAL AND PROJECTED REVENUES, EXPENSES
AND CHANGES IN NET ASSETS
FISCAL YEARS ENDING JUNE 30, 2014 THROUGH JUNE 30, 2023

	Actual					Projected				
	JUNE 30 2014	JUNE 30 2015	JUNE 30 2016	JUNE 30 2017	JUNE 30 2018	JUNE 30 2019	JUNE 30 2020	JUNE 30 2021	JUNE 30 2022	JUNE 30 2023
REVENUES										
Unlicensed Activity Fees	\$ 4,520	\$ 85,895	\$ 5,050	\$ 88,560	\$ 5,910	\$ 88,560	\$ 5,050	\$ 88,560	\$ 5,050	\$ 88,560
Investment Earnings	\$ 3,501	\$ 4,924	\$ 3,508	\$ 2,410	\$ 2,000	\$ 2,778	\$ 3,495	\$ 2,821	\$ 3,538	\$ 2,865
Unlicensed Activity Fines	62,285	52,687	97,543	12,710	21,556	51,422	51,422	51,422	51,422	51,422
Total Revenues	70,306	143,506	106,101	103,680	29,466	142,760	59,967	142,803	60,010	142,847
EXPENSES										
Investigations										
Refunds	5.00			5.00						
Service Charge to General Revenue	5,747	11,508	8,468	8,294	2,357	22,842	9,595	22,848	9,602	22,856
Contracted Services	50,239	215,316	170,704	143,353	84,080	84,080	84,080	84,080	84,080	84,080
Total Expenses	55,991	226,824	179,172	151,652	86,437	106,922	93,675	106,928	93,682	106,936
CHANGE IN NET ASSETS	14,315	(83,318)	(73,071)	(47,972)	(56,971)	35,839	(33,708)	35,874	(33,671)	35,911
TRANSFERS										
Transfers from Operating Account	-	-	-	-	-	-	-	-	-	-
Transfer To General Revenue-GAA	(12,155)	(17,146)	(5,000)							
Transfer To General Revenue-Special Session I										
Total Transfers	(12,155)	(17,146)	(5,000)							
NET ASSETS, Beginning of Period	420,238	422,398	321,934	243,863	195,891	138,920	174,758	141,051	176,925	143,254
Adjustment to decrease Beginning Account Balance										
Prior Period Adjustment										
NET ASSETS, End of Period	\$ 422,398	\$ 321,934	\$ 243,863	\$ 195,891	\$ 138,920	\$ 174,758	\$ 141,051	\$ 176,925	\$ 143,254	\$ 179,165

STATE OF FLORIDA
DEPARTMENT OF BUSINESS AND PROFESSIONAL REGULATION
ASBESTOS UNIT
OPERATING ACCOUNT
ACTUAL AND PROJECTED REVENUES, EXPENSES
AND CHANGES IN ACCOUNT BALANCE
FISCAL YEARS ENDING JUNE 30, 2014 THROUGH JUNE 30, 2023

	Actual					Projected				
	JUNE 30 2014	JUNE 30 2015	JUNE 30 2016	JUNE 30 2017	JUNE 30 2018	JUNE 30 2019	JUNE 30 2020	JUNE 30 2021	JUNE 30 2022	JUNE 30 2023
REVENUES										
Fees and Charges	\$ 23,943	\$ 18,448	\$ 19,163	\$ 22,515	\$ 18,877	\$ 24,177	\$ 18,877	\$ 24,177	\$ 18,877	\$ 24,177
Licenses	122,603	59,997	62,605	53,150	58,725	51,950	59,475	51,950	59,475	\$ 51,950
Less: Licenses Waiver	-	-	-	-	-	-	-	-	-	-
Net Licenses	122,603	59,997	62,605	53,150	58,725	51,950	59,475	51,950	59,475	51,950
Fines	28	7	(17)	-	-	-	-	-	-	-
Investment Earnings	3,707	6,590	6,361	6,843	7,157	9,715	9,788	9,904	9,980	10,100
Refunds	5,899	8,582	2,690	-	-	-	-	-	-	-
Other Revenues	-	-	-	5,865	12,948	-	-	-	-	-
Total Revenues	156,180	93,624	90,802	88,373	97,707	85,842	88,140	86,031	88,332	86,227
EXPENSES										
Board Office										
Board Administrative Office	11,972	19,416	26,974	28,878	29,764	29,762	29,762	29,762	29,762	29,762
Service Charge to General Revenue	12,187	6,848	6,946	2,695	6,863	6,867	7,051	6,882	7,067	6,898
Refunds	4,782	6,829	4,315	6,854	7,267	-	-	-	-	-
Professional Regulation Division										
Investigations	986	2,005	-	1,126	-	-	-	-	-	-
Service Operations										
Central Intake/Licensure	3,229	2,906	2,607	1,933	3,138	3,138	3,138	3,138	3,138	3,138
Call Center	5,580	5,645	6,438	5,054	5,523	5,523	5,523	5,523	5,523	5,523
Revenue Bank Charges	978	480	678	610	923	923	923	923	923	923
Testing and Continuing Education	13,877	20,948	12,415	20,572	26,011	26,011	26,011	26,011	26,011	26,011
Department Administrative Costs										
Administration	3,769	3,357	5,697	4,371	5,432	5,432	5,432	5,432	5,432	5,432
Information Technology	3,470	2,355	4,021	2,386	4,265	4,265	4,265	4,265	4,265	4,265
General Counsel/Legal	1	2	2	136	257	257	257	257	257	257
Total Expenses	60,831	70,791	70,093	74,615	89,443	82,178	82,362	82,193	82,378	82,209
Excess (Deficiency) of Revenues Over (Under) Expenses	95,349	22,833	20,709	13,758	8,264	3,664	5,778	3,837	5,955	4,017
TRANSFERS										
Transfers (to)/from Administrative Trust Fund										
Transfer Excess Cash to General Revenue	(12,190)	(24,643)	(9,600)	-	-	-	-	-	-	-
Total Transfers	(12,190)	(24,643)	(9,600)	-	-	-	-	-	-	-
CHANGE IN ACCOUNT BALANCE	83,159	(1,810)	11,109	13,758	8,264	3,664	5,778	3,837	5,955	4,017
Prior Period Adjustment										
ACCOUNT BALANCE, Beginning of Period	371,263	454,422	452,611	463,722	477,480	485,744	489,408	495,186	499,023	504,978
ACCOUNT BALANCE, End of Period	\$ 454,422	\$ 452,611	\$ 463,722	\$ 477,480	\$ 485,744	\$ 489,408	\$ 495,186	\$ 499,023	\$ 504,978	\$ 508,995

STATE OF FLORIDA
DEPARTMENT OF BUSINESS AND PROFESSIONAL REGULATION
ASBESTOS UNIT
UNLICENSED ACTIVITY ACCOUNT
ACTUAL AND PROJECTED REVENUES, EXPENSES
AND CHANGES IN ACCOUNT BALANCE
FISCAL YEARS ENDING JUNE 30, 2014 THROUGH JUNE 30, 2023

	Actual					Projected				
	JUNE 30 2014	JUNE 30 2015	JUNE 30 2016	JUNE 30 2017	JUNE 30 2018	JUNE 30 2019	JUNE 30 2020	JUNE 30 2021	JUNE 30 2022	JUNE 30 2023
REVENUES										
Unlicensed Activity Fees	\$ 1,200	\$ 1,235	\$ 1,180	\$ 100	\$ 115	\$ -	\$ 1,180	\$ 1,235	\$ 1,180	\$ 2,470
Investment Earnings	74	135	138	101	124	172	160	169	180	189
Total Revenues	1,274	1,370	1,318	201	239	172	1,340	1,404	1,360	2,659
EXPENSES										
Investigations	478	1,185	250	1,929	-	760	760	760	760	760
Refunds					10					
Service Charge to General Revenue	104	107	114	16	18	14	107	112	109	213
Total Expenses	582	1,292	364	1,945	28	774	867	872	869	973
TRANSFERS										
Transfers (to)/from Administrative Trust Fund										
Transfers to Working Capital Trust Fund										
Total Transfers	-	-	-	-	-	-	-	-	-	-
CHANGE IN ACCOUNT BALANCE	692	78	954	(1,744)	211	(602)	472	532	491	1,687
ACCOUNT BALANCE, Beginning of Period	8,390	9,082	9,160	10,114	8,370	8,581	7,979	8,452	8,983	9,474
Prior Period Adjustment										
ACCOUNT BALANCE, End of Period	\$ 9,082	\$ 9,160	\$ 10,114	\$ 8,370	\$ 8,581	\$ 7,979	\$ 8,452	\$ 8,983	\$ 9,474	\$ 11,161

STATE OF FLORIDA
DEPARTMENT OF BUSINESS AND PROFESSIONAL REGULATION
ATHLETE AGENTS
OPERATING ACCOUNT
ACTUAL AND PROJECTED REVENUES, EXPENSES
AND CHANGES IN ACCOUNT BALANCE
FISCAL YEARS ENDING JUNE 30, 2014 THROUGH JUNE 30, 2023

	Actual					Projected				
	JUNE 30 2014	JUNE 30 2015	JUNE 30 2016	JUNE 30 2017	JUNE 30 2018	JUNE 30 2019	JUNE 30 2020	JUNE 30 2021	JUNE 30 2022	JUNE 30 2023
REVENUES										
Fees and Charges	\$ 20,393	\$ 30,200	\$ 26,025	\$ 32,075	\$ 25,500	\$ 25,500	\$ 25,500	\$ 25,500	\$ 25,500	\$ 25,500
Licenses	114,974	33,657	71,810	36,455	75,590	34,670	76,160	34,670	76,160	34,670
Less: Licenses Waiver										
Net Licenses	114,974	33,657	71,810	36,455	75,590	34,670	76,160	34,670	34,670	34,670
Fines	55	-	-	15	39	-	-	-	-	-
Investment Earnings	3,609	6,775	6,630	7,551	7,322	10,100	9,319	9,269	8,473	7,644
Interest on Temporary Advancement		(28)								
Refunds	1,545	7,630	2,480	1,845	265	-	-	-	-	-
Total Revenues	140,576	78,234	106,945	77,941	108,716	70,270	110,979	69,439	68,643	67,814
EXPENSES										
Board Office										
Board Administrative Office	11,620	13,336	14,669	43,066	77,887	77,887	77,887	77,887	77,887	77,887
Refunds	1,255	4,920	2,630	1,350	1,005					
Service Charge to General Revenue	11,188	5,816	8,358	6,127	8,617	5,622	8,878	5,555	5,491	5,425
Professional Regulation Division										
Investigations	2,501	2,506	3,434	11,488	6,549	6,549	6,549	6,549	6,549	6,549
Service Operations										
Central Intake	2,247	2,887	2,950	2,624	3,252	3,252	3,252	3,252	3,252	3,252
Call Center	2,734	2,294	2,086	2,218	1,875	1,875	1,875	1,875	1,875	1,875
Revenue Bank Charges	1,576	595	1,156	726	1,605	726	1,605	726	1,605	726
Testing and Continuing Education	452	-	-	-	-	-	-	-	-	-
Department Administrative Costs										
Administration	3,022	22,472	3,891	4,344	7,505	7,505	7,505	7,505	7,505	7,505
Information Technology	2,773	1,375	2,096	2,073	3,760	3,760	3,760	3,760	3,760	3,760
General Counsel/Legal	78	14	89	13	2,154	2,154	2,154	2,154	2,154	2,154
Total Expenses	39,446	56,215	41,359	74,029	114,209	109,330	113,465	109,263	110,078	109,133
Excess (Deficiency) of Revenues Over (Under) Expenses	101,130	22,019	65,586	3,912	(5,494)	(39,060)	(2,486)	(39,824)	(41,436)	(41,319)
TRANSFERS										
Transfers (to)/from Administrative Trust Fund										
Transfer to General Revenue-GAA	(12,355)	(24,882)	(10,800)	(14,980)						
Total Transfers	(12,355)	(24,882)	(10,800)	(14,980)	-	-	-	-	-	-
CHANGE IN ACCOUNT BALANCE	88,775	(2,863)	54,786	(11,068)	(5,494)	(39,060)	(2,486)	(39,824)	(41,436)	(41,319)
Adjustment to decrease Beginning Account Balance										
ACCOUNT BALANCE, Beginning of Period	380,895	469,670	466,807	521,567	510,499	505,005	465,946	463,459	423,635	382,200
ACCOUNT BALANCE, End of Period	\$ 469,670	\$ 466,807	\$ 521,567	\$ 510,499	\$ 505,005	\$ 465,946	\$ 463,459	\$ 423,635	\$ 382,200	\$ 340,881

STATE OF FLORIDA
DEPARTMENT OF BUSINESS AND PROFESSIONAL REGULATION
ATHLETE AGENTS
UNLICENSED ACTIVITY ACCOUNT
ACTUAL AND PROJECTED REVENUES, EXPENSES
AND CHANGES IN ACCOUNT BALANCE
FISCAL YEARS ENDING JUNE 30, 2014 THROUGH JUNE 30, 2023

	ACTUAL					Projected				
	JUNE 30 2014	JUNE 30 2015	JUNE 30 2016	JUNE 30 2017	JUNE 30 2018	JUNE 30 2019	JUNE 30 2020	JUNE 30 2021	JUNE 30 2022	JUNE 30 2023
REVENUES										
Unlicensed Activity Fees	\$ 1,195	\$ 375	\$ 1,370	\$ 555	\$ 1,530	\$ 555	\$ 1,545	\$ 555	\$ 1,545	\$ 555
Investment Earnings	32	65	75	75	99	146	150	172	176	199
Total Revenues	1,227	440	1,445	630	1,629	701	1,695	727	1,721	754
EXPENSES										
Investigations										
Refunds Payable										
General Counsel/Legal										
Service Charge to General Revenue	99	34	108	50	130	56	136	58	138	60
Unlicensed Activity	-	-	-	410	463	463	463	463	463	463
Total Expenses	99	34	108	460	593	519	599	521	601	523
TRANSFERS										
Transfers (to)/from Administrative Trust Fund										
Transfers to Working Capital Trust Fund										
Total Transfers	-	-	-	-	-	-	-	-	-	-
CHANGE IN ACCOUNT BALANCE	1,128	406	1,337	170	1,036	182	1,097	206	1,120	230
ACCOUNT BALANCE, Beginning of Period	3,248	4,376	4,782	6,119	6,289	7,324	7,507	8,603	8,809	9,930
Prior Period Adjustments										
ACCOUNT BALANCE, End of Period	\$ 4,376	\$ 4,782	\$ 6,119	\$ 6,289	\$ 7,324	\$ 7,507	\$ 8,603	\$ 8,809	\$ 9,930	\$10,160

STATE OF FLORIDA
DEPARTMENT OF BUSINESS AND PROFESSIONAL REGULATION
FLORIDA BOARD OF AUCTIONEERS
OPERATING ACCOUNT
ACTUAL AND PROJECTED REVENUES, EXPENSES
AND CHANGES IN ACCOUNT BALANCES
FISCAL YEARS ENDING JUNE 30, 2014 THROUGH JUNE 30, 2023

	Actual					Projected				
	JUNE 30 2014	JUNE 30 2015	JUNE 30 2016	JUNE 30 2017	JUNE 30 2018	JUNE 30 2019	JUNE 30 2020	JUNE 30 2021	JUNE 30 2022	JUNE 30 2023
REVENUES										
Fees and Charges	\$ 25,812	\$ 28,113	\$ 26,263	\$ 28,291	\$ 24,975	\$ 24,975	\$ 24,975	\$ 24,975	\$ 24,975	\$ 24,975
Licenses	413,523	42,792	405,940	41,350	\$ 381,545	\$ 34,025	\$ 381,595	\$ 34,025	\$ 381,595	\$ 34,025
Less: Licenses Waiver	-	-	-	-	-	-	-	-	-	-
Net Licenses	413,523	42,792	405,940	41,350	381,545	34,025	381,595	34,025	381,595	34,025
Fines	(45,243)	(1,475)	788	3,262	34	-	-	-	-	-
Refunds	3,320	(625)	1,616	-	-	-	-	-	-	-
Other Revenues	-	-	-	3,535	2,266	-	-	-	-	-
Total Revenues	397,412	68,805	434,607	76,438	408,820	59,000	406,570	59,000	406,570	59,000
EXPENSES										
Board Office										
Board Administrative Office	91,456	82,249	82,934	79,119	70,659	70,659	70,659	70,659	70,659	70,659
Service Charge to General Revenue	35,047	5,389	34,540	5,714	32,237	4,720	32,526	4,720	32,526	4,720
Refunds	2,450	655	1,400	1,336	2,115	-	32,526	4,720	32,526	4,720
Professional Regulation Division										
Investigations	31,558	32,589	53,966	46,693	35,769	35,769	35,769	35,769	35,769	35,769
Attorney General's Office	11,774	11,398	10,335	10,279	8,086	8,086	8,086	8,086	8,086	8,086
Service Operations										
Central Intake/Licensure	22,049	17,412	17,880	13,298	17,069	17,069	17,069	17,069	17,069	17,069
Call Center	15,988	9,524	15,712	9,309	10,450	9,309	10,450	9,309	10,450	9,309
Revenue Bank Charges	3,245	404	4,164	755	5,533	755	5,533	755	5,533	755
Testing and Continuing Education	3,980	6,180	38,662	12,287	38,288	38,288	38,288	38,288	38,288	38,288
Department Administrative Costs										
Administration	20,601	15,592	26,731	12,047	22,597	22,597	22,597	22,597	22,597	22,597
Information Technology	23,201	11,996	18,975	8,935	19,993	19,993	19,993	19,993	19,993	19,993
General Counsel/Legal	16,458	28,289	50,890	42,761	83,445	83,445	83,445	83,445	83,445	83,445
Interest Assessment	917	4,020	2,051	3,678	3,986	-	-	-	-	-
Total Expenses	278,724	225,697	358,240	246,211	350,227	310,690	376,940	315,410	376,940	315,410
Excess (Deficiency) of Revenues Over (Under) Expenses	118,688	(156,892)	76,367	(169,773)	58,593	(251,690)	29,630	(256,410)	29,630	(256,410)
TRANSFERS										
Transfers (to)/from Administrative Trust Fund	-	-	-	-	-	-	-	-	-	-
Transfer to Working Capital Trust Fund	-	-	-	-	-	-	-	-	-	-
Total Transfers	-	-	-	-	-	-	-	-	-	-
CHANGE IN ACCOUNT BALANCE	118,688	(156,892)	76,367	(169,773)	58,593	(251,690)	29,630	(256,410)	29,630	(256,410)
ACCOUNT BALANCE, Beginning of Period	(242,489)	(123,801)	(280,693)	(204,327)	(374,100)	(315,507)	(567,197)	(537,567)	(793,977)	(764,347)
Prior Period Adjustment	-	-	-	-	-	-	-	-	-	-
ACCOUNT BALANCE, End of Period	\$ (123,801)	\$ (280,693)	\$ (204,327)	\$ (374,100)	\$ (315,507)	\$ (567,197)	\$ (537,567)	\$ (793,977)	\$ (764,347)	\$ (1,020,757)

STATE OF FLORIDA
DEPARTMENT OF BUSINESS AND PROFESSIONAL REGULATION
FLORIDA BOARD OF AUCTIONEERS
AUCTIONEER RECOVERY FUND
ACTUAL AND PROJECTED REVENUES, EXPENSES
AND CHANGES IN ACCOUNT BALANCE
FISCAL YEARS ENDING JUNE 30, 2014 THROUGH JUNE 30, 2023

	ACTUAL					Projected				
	JUNE 30 2014	JUNE 30 2015	JUNE 30 2016	JUNE 30 2017	JUNE 30 2018	JUNE 30 2019	JUNE 30 2020	JUNE 30 2021	JUNE 30 2022	JUNE 30 2023
REVENUES										
Recovery Fund	2,605	1,400	5,200	3,600	7,400	7,400	7,400	7,400	7,400	7,400
Investment Earnings	2,643	4,360	4,247	3,779	2,659	2,270	1,690	1,106	516	
Total Revenues	5,248	5,760	9,447	7,379	10,059	9,670	9,090	8,506	7,916	7,400
EXPENSES										
Claims	-	28,750		37,287	66,821	66,821	66,821	66,821	66,821	66,821
Service Charge To General Revenue	507	374	752	705	785	774	727	680	633	592
Total Expenses	507	29,124	752	37,992	67,606	67,595	67,548	67,501	67,454	67,413
Excess (Deficiency) of Revenues Over (Under) Expenses	4,741	(23,364)	8,695	(30,613)	(57,547)	(57,925)	(58,458)	(58,996)	(59,538)	(60,013)
TRANSFERS										
Transfers (to)/from Administrative Trust Fund										
Transfer To General Revenue-GAA										
Transfer To General Revenue-Special Session I										
Total Transfers	-	-	-	-	-	-	-	-	-	-
CHANGE IN ACCOUNT BALANCE	4,741	(23,364)	8,695	(30,613)	(57,547)	(57,925)	(58,458)	(58,996)	(59,538)	(60,013)
ACCOUNT BALANCE, Beginning of Period	325,052	329,793	306,429	315,124	284,511	226,964	169,039	110,581	51,586	(7,953)
ACCOUNT BALANCE, End of Period	\$ 329,793	\$ 306,429	\$ 315,124	\$ 284,511	\$ 226,964	\$ 169,039	\$ 110,581	\$ 51,586	\$ (7,953)	\$ (67,966)

468.393 Surcharge to license fee; assessments.—

(1) At the time of licensure under s. 468.385, s. 468.3851, or s. 468.3852, each licensee shall pay, in addition to an application and license fee, a surcharge in an amount to be determined by the board, not to exceed \$300, which shall be deposited in the Auctioneer Recovery Fund.

(2) If the total amount in the Auctioneer Recovery Fund, including principal and interest, exceeds \$500,000 at the end of the state fiscal year after the payment of all claims and expenses, the amount in excess of \$500,000 shall remain in the fund for benefit of the licensees in tolling the surcharge until such time as the surcharge shall need replenishing.

(3) After October 1, 1995, if the total amount in the Auctioneer Recovery Fund, including principal and interest, is less than \$200,000 at the end of the fiscal year after the payment of all claims and expenses, the board shall assess, in addition to any other fees under s. 468.3852, a surcharge against a licensee at the time of initial licensure or at the time of license renewal, according to the following formula in order to

(a) Determine the amount remaining in the fund at the end of the state fiscal year after all expenses and claims have been paid.

(b) Subtract the amount determined under paragraph (a) from \$500,000.

(c) Determine the number of initial licenses and license renewals in the fiscal year that precedes the current fiscal year.

(d) Divide the amount determined under paragraph (b) by the number determined under paragraph (c).

(4) The board shall assess the surcharge described in subsection (3) against each licensee who receives an initial license or receives a renewal license during the fiscal year that follows the year in which the amount remaining in the fund was less than \$200,000.

History.—ss. 9, 17, ch. 91-207; s. 4, ch. 91-429; s. 130, ch. 92-149.

STATE OF FLORIDA
DEPARTMENT OF BUSINESS AND PROFESSIONAL REGULATION
FLORIDA BOARD OF AUCTIONEERS
UNLICENSED ACTIVITY ACCOUNT
ACTUAL AND PROJECTED REVENUES, EXPENSES
AND CHANGES IN ACCOUNT BALANCE
FISCAL YEARS ENDING JUNE 30, 2014 THROUGH JUNE 30, 2023

	Actual					Projected				
	JUNE 30 2014	JUNE 30 2015	JUNE 30 2016	JUNE 30 2017	JUNE 30 2018	JUNE 30 2019	JUNE 30 2020	JUNE 30 2021	JUNE 30 2022	JUNE 30 2023
REVENUES										
Unlicensed Activity Fees	\$ 13,240	\$ 1,295	\$ 13,055	\$ 1,250	\$ 12,560	\$ 1,250	\$ 12,560	\$ 1,250	\$ 12,560	\$ 1,250
Investment Earnings	308	468	519	449	578	750	567	589	403	422
Fines	1,436		266							
Total Revenues	14,984	1,763	13,840	1,699	13,138	2,000	13,127	1,839	12,963	1,672
EXPENSES										
Investigations	3,707	8,971								
Unlicensed Activity	-	-	4,251	3,980	10,987	10,987	10,987	10,987	10,987	10,987
General Counsel/Legal		1,034								
Refunds										
Service Charge to General Revenue	1,209	132	1,123	136	1,051	160	1,050	147	1,037	134
DOAH										
Total Expenses	4,916	10,137	5,374	4,116	12,038	11,147	12,037	11,134	12,024	11,121
TRANSFERS										
Transfers (to)/from Administrative Trust Fund										
Transfers to Working Capital Trust Fund										
Total Transfers	-	-	-	-	-	-	-	-	-	-
CHANGE IN ACCOUNT BALANCE	10,068	(8,374)	8,466	(2,417)	1,100	(9,147)	1,090	(9,295)	939	(9,449)
ACCOUNT BALANCE, Beginning of Period	28,662	38,730	30,356	38,822	36,405	37,505	28,358	29,448	20,153	21,092
Adjustment to increase Beginning Account Balance										
ACCOUNT BALANCE, End of Period	\$ 38,730	\$ 30,356	\$ 38,822	\$ 36,405	\$ 37,505	\$ 28,358	\$ 29,448	\$ 20,153	\$ 21,092	\$ 11,643

STATE OF FLORIDA
DEPARTMENT OF BUSINESS AND PROFESSIONAL REGULATION
BARBERS' BOARD
OPERATING ACCOUNT
ACTUAL AND PROJECTED REVENUES, EXPENSES
AND CHANGES IN ACCOUNT BALANCE
FISCAL YEARS ENDING JUNE 30, 2014 THROUGH JUNE 30, 2023

	Actual					Projected				
	JUNE 30 2014	JUNE 30 2015	JUNE 30 2016	JUNE 30 2017	JUNE 30 2018	JUNE 30 2019	JUNE 30 2020	JUNE 30 2021	JUNE 30 2022	JUNE 30 2023
REVENUES										
Fees and Charges	\$ 332,546	\$ 380,581	\$ 378,196	\$ 427,838	\$ 420,522	\$ 420,522	\$ 420,522	\$ 420,522	\$ 420,522	\$ 420,522
Licenses	728,195	1,549,953	760,035	1,629,200	662,350	1,545,452	694,472	1,545,452	694,472	1,545,452
Less: Licenses Waiver	-	-	-	-	-	-	-	-	-	-
Net Licenses	728,195	1,549,953	760,035	1,629,200	662,350	1,545,452	694,472	1,545,452	694,472	1,545,452
Fines	80,345	69,327	48,096	78,075	61,876	61,876	61,876	61,876	61,876	61,876
Investment Earnings	11,364	28,277	25,292	42,264	41,944	27,202	36,047	36,962	45,897	93,804
Refunds	16,758	93	125	23,260	-	-	-	-	-	-
Other Revenues	105	16,262	18,744	250	24,682	24,682	24,682	24,682	24,682	24,682
Total Revenues	1,169,313	2,044,493	1,230,488	2,200,887	1,211,373	2,079,733	1,237,598	2,089,493	1,247,448	2,146,335
EXPENSES										
Board Office										
Board Administrative Office	115,964	105,065	121,007	98,693	90,735	90,735	90,735	90,735	90,735	90,735
Refunds	17,006	13,936	16,652	24,976	22,855	-	-	-	-	-
Service Charge to General Revenue	91,649	164,083	99,137	174,073	95,082	164,404	97,033	165,185	97,821	169,732
Professional Regulation Division										
Inspections	135,128	165,484	131,616	139,919	118,203	118,204	118,204	118,204	118,204	7,504
Investigations	181,965	177,975	174,648	181,819	183,553	183,554	183,554	183,554	183,554	123,636
Attorney General's Office	39,559	26,565	23,717	21,974	31,512	31,512	31,512	31,512	31,512	6,925
Service Operations										
Central Intake/Licensure	124,845	139,658	126,791	157,458	159,782	157,458	159,782	157,458	159,782	1,975
Call Center	87,954	123,742	91,359	118,626	103,478	118,626	103,478	118,626	103,478	171,707
Revenue Bank Charges	7,962	15,757	11,160	33,134	15,771	33,134	15,771	33,134	15,771	171,707
Testing and Continuing Education	34,294	37,166	34,593	29,446	50,089	50,089	50,089	50,089	50,089	173,681
Department Administrative Costs										
Administration	94,628	103,011	92,778	90,705	74,510	74,510	74,510	74,510	74,510	7,259
Information Technology	102,864	115,293	119,066	97,187	145,680	97,187	145,680	97,187	145,680	178,966
General Counsel/Legal	145,910	100,194	46,664	81,461	75,801	75,801	75,801	75,801	75,801	20,837
Total Expenses	1,179,728	1,287,929	1,089,188	1,249,471	1,167,051	1,195,214	1,146,149	1,195,995	1,146,937	1,124,664
Excess (Deficiency) of Revenues Over (Under) Expenses	(10,415)	756,564	141,300	951,416	44,322	884,519	91,449	893,498	100,511	1,021,671
TRANSFERS										
Transfer in from Unlicensed Activity										
Transfers (to)/from Administrative Trust Fund	(32,856)	(103,420)	(42,500)	(85,000)	(209,300)	-	-	-	-	-
Transfer to General Revenue	(32,856)	(103,420)	(42,500)	(85,000)	(209,300)	-	-	-	-	-
Total Transfers	(32,856)	(103,420)	(42,500)	(85,000)	(209,300)	-	-	-	-	-
CHANGE IN ACCOUNT BALANCE	(43,271)	653,144	98,800	866,416	(164,978)	884,519	91,449	893,498	100,511	1,021,671
ACCOUNT BALANCE, Beginning of Period	1,310,106	1,266,835	1,919,979	2,018,779	2,885,194	2,720,217	3,604,736	3,696,185	4,589,683	4,690,194
Prior Period Adjustment										
ACCOUNT BALANCE, End of Period	\$ 1,266,835	\$ 1,919,979	\$ 2,018,779	\$ 2,885,194	\$ 2,720,217	\$ 3,604,736	\$ 3,696,185	\$ 4,589,683	\$ 4,690,194	\$ 5,711,865

STATE OF FLORIDA
DEPARTMENT OF BUSINESS AND PROFESSIONAL REGULATION
BARBERS' BOARD
UNLICENSED ACTIVITY ACCOUNT
ACTUAL AND PROJECTED REVENUES, EXPENSES
AND CHANGES IN ACCOUNT BALANCE
FISCAL YEARS ENDING JUNE 30, 2014 THROUGH JUNE 30, 2023

	Actual					Projected				
	JUNE 30 2014	JUNE 30 2015	JUNE 30 2016	JUNE 30 2017	JUNE 30 2018	JUNE 30 2019	JUNE 30 2020	JUNE 30 2021	JUNE 30 2022	JUNE 30 2023
REVENUES										
Unlicensed Activity Fees	\$ 38,820	\$ 64,665	\$ 40,614	\$ 74,016	\$ 47,550	\$ -	\$ 47,550	\$ 74,015	\$ 47,550	\$ 74,015
Investment Earnings	2,367	4,112	3,309	3,743	4,783	3,152	2,967	3,227	3,725	7,972
Fines	18,490	14,057	13,786	19,725	15,987	16,499	17,404	16,630	16,845	16,960
Total Revenues	59,677	82,834	57,709	97,484	68,320	19,651	67,921	93,872	68,119	98,946
EXPENSES										
Unlicensed Activity	41,807	66,020	26,886	24,548	36,551	36,551	36,551	36,551	36,551	36,551
Refunds	105	-	90	65	50	-	-	-	-	-
Service Charge to General Revenue	4,832	6,552	4,590	7,794	5,462	1,572	5,434	7,510	5,450	7,916
General Counsel	23,914	15,294	13,780	241	-	-	-	-	-	-
Total Expenses	70,658	87,866	45,346	32,648	42,063	38,123	41,985	44,061	42,001	44,467
Excess (Deficiency) of Revenues Over (Under) Expenses	(10,981)	(5,032)	12,363	64,836	26,257	(18,472)	25,936	49,811	26,119	54,480
TRANSFERS										
Transfer to General Revenue	(7,793)	(15,071)	(5,300)	(9,200)	(24,400)	-	-	-	-	-
Transfer to General Revenue-Special Session I										
Transfers out to Operating Account										
Total Transfers	(7,793)	(15,071)	(5,300)	(9,200)	(24,400)	-	-	-	-	-
CHANGE IN ACCOUNT BALANCE	(18,774)	(20,103)	7,063	55,636	1,857	(18,472)	25,936	49,811	26,119	54,480
ACCOUNT BALANCE, Beginning of Period	289,513	270,739	250,636	257,699	313,335	315,192	296,720	322,657	372,468	398,586
Prior Period Adjustment										
ACCOUNT BALANCE, End of Period	\$ 270,739	\$ 250,636	\$ 257,699	\$ 313,335	\$ 315,192	\$ 296,720	\$ 322,657	\$ 372,468	\$ 398,586	\$ 453,066

STATE OF FLORIDA
DEPARTMENT OF BUSINESS AND PROFESSIONAL REGULATION
FLORIDA BUILDING CODE ADMINISTRATORS AND INSPECTORS BOARD
OPERATING ACCOUNT
ACTUAL AND PROJECTED REVENUES, EXPENSES
AND CHANGES IN ACCOUNT BALANCE
FISCAL YEARS ENDING JUNE 30, 2014 THROUGH JUNE 30, 2023

	Actual					Projected				
	JUNE 30 2014	JUNE 30 2015	JUNE 30 2016	JUNE 30 2017	JUNE 30 2018	JUNE 30 2019	JUNE 30 2020	JUNE 30 2021	JUNE 30 2022	JUNE 30 2023
REVENUES										
Fees and Charges	\$ 12,639	\$ 31,270	\$ 33,375	\$ 34,964	\$ 37,837	\$ 34,212	\$ 37,837	\$ 34,212	\$ 37,837	\$ 34,237
Licenses	6,033	12,322	8,095	18,039	18,775	15,125	9,425	15,125	9,425	15,125
Less: Licenses Waiver	-	-	-	-	-	-	-	-	-	-
Net Licenses	6,033	12,322	8,095	18,039	18,775	15,125	9,425	15,125	9,425	15,125
Building Permit Surcharge	2,986,144	3,355,953	3,740,718	4,105,034	4,477,928	4,477,979	4,477,979	4,477,979	4,477,979	4,477,979
Fines	677	7,174	1,780	2,764	(#3)	-	-	-	-	-
Investment Earnings	35,863	54,345	73,631	127,748	176,813	260,902	327,654	395,351	464,577	534,793
Refunds	-	92	-	-	19,103	-	-	-	-	-
Other Revenues	-	-	33,643	(6,139)	31,430	-	-	-	-	-
Total Revenues	3,041,356	3,461,156	3,891,242	4,282,410	4,761,844	4,788,219	4,852,895	4,922,668	4,989,818	5,062,135
EXPENSES										
Board Office										
Board Administrative Office	177,717	177,445	184,177	192,127	227,981	227,981	227,981	227,981	227,981	227,981
Refunds	14,233	7,959	14,380	3,854	18,994	-	-	-	-	-
Service Charge to General Revenue	242,764	276,083	310,393	342,284	379,432	383,057	388,232	393,813	399,185	404,971
Professional Regulation Division										
Investigations	23,705	19,589	36,811	9,619	2,015	2,015	2,015	2,015	2,015	2,015
Attorney General's Office	43,829	47,922	37,828	47,450	58,439	58,439	58,439	58,439	58,439	58,439
Service Operations										
Central Intake	107,314	73,973	118,145	112,361	170,507	170,507	170,507	170,507	170,507	170,507
Call Center	40,290	34,977	49,924	40,724	52,947	40,724	52,947	40,724	52,947	40,724
Revenue Bank Charges	1,521	375	1,724	723	827	827	827	827	827	827
Testing and Continuing Education	209,856	237,014	234,563	313,135	427,072	427,072	427,072	427,072	427,072	427,072
Department Administrative Costs										
Administration	29,519	13,630	40,869	23,426	38,572	38,572	38,572	38,572	38,572	38,572
Information Technology	69,735	50,741	75,041	36,912	54,579	54,579	54,579	54,579	54,579	54,579
General Counsel/Legal	94,346	84,604	71,402	38,507	46,863	46,863	46,863	46,863	46,863	46,863
Total Expenses	1,054,829	1,024,312	1,175,256	1,161,122	1,478,228	1,450,636	1,468,034	1,461,392	1,478,987	1,472,550
Excess (Deficiency) of Revenues Over (Under) Expenses	1,986,527	2,436,844	2,715,986	3,121,288	3,283,616	3,337,582	3,384,862	3,461,275	3,510,831	3,589,585
TRANSFERS										
Transfer from Unlicensed Activity Account	-	-	-	-	-	-	-	-	-	-
Transfer (to)/from Administrative Trust Fund	-	-	-	-	-	-	-	-	-	-
Transfer to CILB Recovery Fund	(4,300,000)	(500,000)	-	-	-	-	-	-	-	-
Transfers to Working Capital Trust Fund	-	-	-	-	-	-	-	-	-	-
Total Transfers	(4,300,000)	(500,000)	-	-	-	-	-	-	-	-
CHANGE IN ACCOUNT BALANCE	(2,313,473)	1,936,844	2,715,986	3,121,288	3,283,616	3,337,582	3,384,862	3,461,275	3,510,831	3,589,585
ACCOUNT BALANCE, Beginning of Period	4,300,851	1,987,378	3,924,222	6,640,208	9,761,496	13,045,112	16,382,694	19,767,556	23,228,831	26,739,661
Prior Period Adjustment										
ACCOUNT BALANCE, End of Period	\$ 1,987,378	\$ 3,924,222	\$ 6,640,208	\$ 9,761,496	\$ 13,045,112	\$ 16,382,694	\$ 19,767,556	\$ 23,228,831	\$ 26,739,661	\$ 30,329,246

STATE OF FLORIDA
DEPARTMENT OF BUSINESS AND PROFESSIONAL REGULATION
CONSTRUCTION INDUSTRY LICENSING BOARD
FLORIDA HOMEOWNERS' CONSTRUCTION RECOVERY FUND
OPERATING ACCOUNT
ACTUAL AND PROJECTED REVENUES, EXPENSES
AND CHANGES IN NET ASSETS
FISCAL YEARS ENDING JUNE 30, 2014 THROUGH JUNE 30, 2023

	Actual					Projected				
	JUNE 30 2014	JUNE 30 2015	JUNE 30 2016	JUNE 30 2017	JUNE 30 2018	JUNE 30 2019	JUNE 30 2020	JUNE 30 2021	JUNE 30 2022	JUNE 30 2023
OPERATING REVENUES										
Refunds		50,000								
Investment Earnings	8,565	(5,271)	32,114	61,950	97,815	153,351	188,568	224,432	260,957	298,153
Recovery Repayment	-	484,721	124	190	12,054					
Building Code Surcharge 50 % Split	2,986,144	3,371,464	3,740,712	4,105,034	4,477,928	4,477,979	4,477,979	4,477,979	4,477,979	4,477,979
Other Revenues	218,974			(360,095)	80					
Total Operating Revenues	3,213,683	3,900,914	3,772,950	3,807,079	4,587,877	4,631,330	4,666,547	4,702,411	4,738,936	4,776,132
OPERATING EXPENSES										
Claims	7,829,912	4,099,355	349,901	1,339,849	1,909,646	2,500,000	2,500,000	2,500,000	2,500,000	2,500,000
Refunds			9,342							
Service Charge to General Revenue	240,804	276,104	307,754	304,566	367,026	370,506	373,324	376,193	379,115	382,091
Total Operating Expenses	8,070,716	4,375,459	666,997	1,644,415	2,276,672	2,870,506	2,873,324	2,876,193	2,879,115	2,882,091
Excess (Deficiency) of Revenues Over (Under) Expenses	(4,857,033)	(474,545)	3,105,953	2,162,664	2,311,205	1,760,824	1,793,223	1,826,219	1,859,821	1,894,042
TRANSFERS										
Transfer In- Construction Board										
Transfer In- From Building Code	4,300,000	500,000								
Total Transfers	4,300,000	500,000	-	-	-	-	-	-	-	-
CHANGE IN NET ASSETS	(557,033)	25,455	3,105,953	2,162,664	2,311,205	1,760,824	1,793,223	1,826,219	1,859,821	1,894,042
NET ASSETS, Beginning of Period	619,329	62,296	87,751	3,193,704	5,356,368	7,667,573	9,428,398	11,221,621	13,047,839	14,907,660
Prior Period Adjustment										
NET ASSETS, End of Period	\$ 62,296	\$ 87,751	\$ 3,193,704	\$ 5,356,368	\$ 7,667,573	\$ 9,428,398	\$ 11,221,621	\$ 13,047,839	\$ 14,907,660	\$ 16,801,702

STATE OF FLORIDA
DEPARTMENT OF BUSINESS AND PROFESSIONAL REGULATION
FLORIDA BUILDING CODE ADMINISTRATORS AND INSPECTORS BOARD
UNLICENSED ACTIVITY ACCOUNT
ACTUAL AND PROJECTED REVENUES, EXPENSES
AND CHANGES IN ACCOUNT BALANCE
FISCAL YEARS ENDING JUNE 30, 2014 THROUGH JUNE 30, 2023

	Actual					Projected				
	JUNE 30 2014	JUNE 30 2015	JUNE 30 2016	JUNE 30 2017	JUNE 30 2018	JUNE 30 2019	JUNE 30 2020	JUNE 30 2021	JUNE 30 2022	JUNE 30 2023
REVENUES										
Unlicensed Activity Fees	\$ 45,050	\$ 6,175	\$ 47,020	\$ 8,835	\$ 8,410	\$ -	\$ 8,410	\$ 8,835	\$ 8,410	\$ 8,835
Investment Earnings	2,789	5,098	5,315	4,915	6,255	8,632	8,779	9,084	9,401	9,717
Total Revenues	47,839	11,273	52,335	13,750	14,665	8,632	17,189	17,919	17,811	18,552
EXPENSES										
Investigations	477	1,523	2,625	2,191	596	596	596	596	596	596
Refunds	20		40	15	5					
Service Charge to General Revenue	3,921	809	4,185	1,099	1,173	691	1,375	1,433	1,425	1,484
General Counsel	311									
Total Expenses	4,729	2,332	6,850	3,305	1,774	1,287	1,971	2,029	2,021	2,080
TRANSFERS										
Transfer to Operating Account										
Transfer to Working Capital Fund										
Total Transfers	-	-	-	-	-	-	-	-	-	-
CHANGE IN NET ASSETS	43,110	8,941	45,485	10,445	12,891	7,346	15,218	15,889	15,790	16,472
ACCOUNT BALANCE, Beginning of Period	310,744	353,854	362,795	408,279	418,724	431,615	438,961	454,179	470,068	485,859
Prior Period Adjustment										
ACCOUNT BALANCE, End of Period	\$ 353,854	\$ 362,795	\$ 408,279	\$ 418,724	\$ 431,615	\$ 438,961	\$ 454,179	\$ 470,068	\$ 485,859	\$ 502,331

STATE OF FLORIDA
DEPARTMENT OF BUSINESS AND PROFESSIONAL REGULATION
COMMUNITY ASSOCIATION MANAGERS
OPERATING ACCOUNT
ACTUAL AND PROJECTED REVENUES, EXPENSES
AND CHANGES IN ACCOUNT BALANCE
FISCAL YEARS ENDING JUNE 30, 2014 THROUGH JUNE 30, 2023

	Actual					Projected				
	JUNE 30 2014	JUNE 30 2015	JUNE 30 2016	JUNE 30 2017	JUNE 30 2018	JUNE 30 2019	JUNE 30 2020	JUNE 30 2021	JUNE 30 2022	JUNE 30 2023
REVENUES										
Fees and Charges	\$ 367,188	\$ 379,607	\$ 375,473	\$ 389,111	\$ 373,614	\$ 373,614	\$ 373,614	\$ 373,614	\$ 373,614	\$ 373,614
Licenses	617,129	1,751,320	504,736	2,001,295	534,555	1,954,525	534,555	1,954,525	534,555	1,954,525
Less: Licenses Waiver	-	-	-	-	-	-	-	-	-	-
Net Licenses	617,129	1,751,320	504,736	2,001,295	534,555	1,954,525	534,555	1,954,525	534,555	1,954,525
Fines	(31,926)	23,771	1,584	14,769	45,783	45,693	45,693	45,693	45,693	45,693
Investment Earnings	-	-	-	-	-	-	-	-	4,391	-
Refunds	16,263	18,279	20,127	-	22,042	-	-	-	-	-
Other Revenues	-	-	-	24,026	-	-	-	-	-	-
Total Revenues	968,654	2,172,977	901,920	2,429,201	975,994	2,373,832	953,862	2,373,832	958,253	2,373,832
EXPENSES										
Board Office										
Board Administrative Office	101,522	70,740	61,547	44,196	52,885	52,885	52,885	52,885	52,885	52,885
Refunds	15,910	17,192	16,206	26,530	21,823	-	-	-	-	-
Service Charge to General Revenue	73,815	172,011	70,424	192,046	75,530	189,907	76,309	189,907	76,660	189,907
Professional Regulation Division										
Investigations	435,378	436,634	506,274	623,416	561,730	561,730	561,730	561,730	561,730	561,730
Attorney General's Office	10,751	16,868	5,035	5,587	6,086	6,086	6,086	6,086	6,086	6,086
Service Operations										
Central Intake/Licensure	242,958	256,677	218,208	253,772	244,672	253,772	244,672	253,772	244,672	253,772
Call Center	94,301	110,082	85,851	145,141	147,272	145,141	147,272	145,141	147,272	145,141
Revenue Bank Charges	10,651	21,068	10,806	31,805	13,164	31,805	13,164	31,805	13,164	31,805
Testing and Continuing Education	92,337	104,378	113,598	96,106	102,606	102,606	102,606	102,606	102,606	102,606
Department Administrative Costs										
Administration	126,047	87,375	95,570	110,983	78,924	78,924	78,924	78,924	78,924	78,924
Information Technology	110,705	107,600	104,839	82,922	115,579	115,579	115,579	115,579	115,579	115,579
General Counsel/Legal	272,182	266,909	255,097	132,865	36,883	36,883	36,883	36,883	36,883	36,883
Interest Assessment	5,197	3,301	11,759	2,092	10,044	-	-	-	-	-
Total Expenses	1,591,754	1,670,835	1,555,214	1,747,461	1,467,198	1,575,318	1,436,110	1,575,318	1,436,461	1,575,318
Excess (Deficiency) of Revenues Over (Under) Expenses	(623,100)	502,142	(653,294)	681,740	(491,204)	798,514	(482,248)	798,514	(478,208)	798,514
TRANSFERS										
Transfers in from Unlicensed Activity	-	-	-	-	-	-	-	-	-	-
Transfer To General Revenue-Special Session I	-	-	-	-	-	-	-	-	-	-
Transfer To General Revenue-GAA	-	-	-	-	-	-	-	-	-	-
Transfer to Administrative Trust Fund	-	-	-	-	-	-	-	-	-	-
Total Transfers	-	-	-	-	-	-	-	-	-	-
CHANGE IN ACCOUNT BALANCE	(623,100)	502,142	(653,294)	681,740	(491,204)	798,514	(482,248)	798,514	(478,208)	798,514
ACCOUNT BALANCE, Beginning of Period	(311,501)	(934,601)	(432,459)	(1,085,753)	(404,013)	(895,217)	(96,703)	(578,951)	219,564	(258,644)
Prior Period Adjustment	-	-	-	-	-	-	-	-	-	-
ACCOUNT BALANCE, End of Period	\$ (934,601)	\$ (432,459)	\$ (1,085,753)	\$ (404,013)	\$ (895,217)	\$ (96,703)	\$ (578,951)	\$ 219,564	\$ (258,644)	\$ 539,870

STATE OF FLORIDA
DEPARTMENT OF BUSINESS AND PROFESSIONAL REGULATION
COMMUNITY ASSOCIATION MANAGERS
UNLICENSED ACTIVITY ACCOUNT
ACTUAL AND PROJECTED REVENUES, EXPENSES
AND CHANGES IN ACCOUNT BALANCE
FISCAL YEARS ENDING JUNE 30, 2014 THROUGH JUNE 30, 2023

	Actual					Projected				
	JUNE 30 2014	JUNE 30 2015	JUNE 30 2016	JUNE 30 2017	JUNE 30 2018	JUNE 30 2019	JUNE 30 2020	JUNE 30 2021	JUNE 30 2022	JUNE 30 2023
REVENUES										
Unlicensed Activity Fees	\$ 28,695	\$ 82,252	\$ 23,385	\$ 93,835	\$ 26,111	\$ 92,715	\$ 26,111	\$ 92,715	\$ 26,111	\$ 92,715
Investment Earnings	3,825	2,409	1,870	2,403	2,961	1,973	2,531	2,482	3,044	3,000
Citations Unlicensed Acitivity	1,235	-	250	3,165	1,561	1,561	1,561	1,561	1,561	1,561
Total Revenues	33,755	84,661	25,505	99,403	30,633	96,249	30,203	96,757	30,716	97,275
EXPENSES										
Investigations	57,693	41,039	37,790	27,563	32,868	32,868	32,868	32,868	32,868	32,868
General Counsel/Legal	811	1,403	4,909	-	-	-	-	-	-	-
Refunds	90	-	60	45	75	-	-	-	-	-
Service Charge to General Revenue DOAH	2,727	6,742	2,055	7,949	2,445	7,575	2,291	7,616	2,332	7,657
Total Expenses	61,321	49,184	44,814	35,557	35,388	40,443	35,159	40,484	35,200	40,525
Transfers										
Transfer To General Revenue-GAA	-	-	-	-	-	-	-	-	-	-
Transfer To General Revenue-Special Session I	-	-	-	-	-	-	-	-	-	-
Transfer out to Operating Account	-	-	-	-	-	-	-	-	-	-
Total Transfers	-	-	-	-	-	-	-	-	-	-
CHANGE IN ACCOUNT BALANCE	(27,566)	35,477	(19,309)	63,846	(4,755)	55,806	(4,957)	56,274	(4,484)	56,750
ACCOUNT BALANCE, Beginning of Period	149,633	122,067	157,544	138,234	202,080	197,324	253,130	248,173	304,447	299,962
Prior Period Adjustment	-	-	-	-	-	-	-	-	-	-
ACCOUNT BALANCE, End of Period	\$ 122,067	\$ 157,544	\$ 138,234	\$ 202,080	\$ 197,324	\$ 253,130	\$ 248,173	\$ 304,447	\$ 299,962	\$ 356,713

STATE OF FLORIDA
DEPARTMENT OF BUSINESS AND PROFESSIONAL REGULATION
CONSTRUCTION INDUSTRY LICENSING BOARD
OPERATING ACCOUNT
ACTUAL AND PROJECTED REVENUES, EXPENSES
AND CHANGES IN ACCOUNT BALANCE
FISCAL YEARS ENDING JUNE 30, 2014 THROUGH JUNE 30, 2023

	Actual					Projected				
	JUNE 30 2014	JUNE 30 2015	JUNE 30 2016	JUNE 30 2017	JUNE 30 2018	JUNE 30 2019	JUNE 30 2020	JUNE 30 2021	JUNE 30 2022	JUNE 30 2023
REVENUES										
Fees and Charges	\$ 988,652	\$ 1,035,254	\$ 1,075,173	\$ 1,101,358	\$ 1,205,685	\$ 1,205,665	\$ 1,205,665	\$ 1,205,665	\$ 1,205,665	\$ 1,205,665
Licenses	5,978,098	12,142,179	5,877,370	13,928,128	7,150,566	13,537,045	7,150,558	13,537,045	7,150,558	13,537,045
Less: Licenses Waiver	(1,348,950)	(4,344,503)	(423,154)	-	-	-	-	-	-	-
Net Licenses	4,629,148	7,797,676	5,454,216	13,928,128	7,150,566	13,537,045	7,150,558	13,537,045	7,150,558	13,537,045
Fines	19,586	687,010	64,668	343,188	363,032	362,492	362,492	362,492	362,492	362,492
Investment Earnings	46,297	75,390	7,599	111,249	75,428	90,729	178,104	151,219	239,707	213,956
Refunds	152,084	161,782	131,739	8,560	4,411	-	-	-	-	-
Other Revenues	-	8,169	22,491	235,835	190,819	-	-	-	-	-
Total Revenues	5,835,795	9,765,281	6,755,886	15,728,318	8,989,941	15,195,931	8,896,818	15,256,421	8,958,421	15,319,157
EXPENSES										
Board Office										
Board Administrative Office	815,545	872,873	838,205	593,512	819,207	819,207	819,207	819,207	819,207	819,207
Refunds	79,019	171,190	107,184	247,595	139,749	-	-	-	-	-
Service Charge to General Revenue	476,021	740,003	551,146	1,290,545	760,753	1,215,674	711,745	1,220,514	716,674	1,225,533
Professional Regulation Division										
Investigations	2,703,239	2,841,208	2,644,103	2,680,982	2,901,593	2,901,593	2,901,593	2,901,593	2,901,593	2,901,593
Attorney General's Office	161,640	165,492	133,690	142,870	116,711	116,711	116,711	116,711	116,711	116,711
Service Operations										
Central Intake/Licensure	405,589	504,711	410,144	557,283	520,644	520,644	520,644	520,644	520,644	520,644
Call Center	669,996	724,638	698,256	727,361	720,841	720,841	720,841	720,841	720,841	720,841
Revenue Bank Charges	50,511	70,857	68,850	189,076	106,834	189,076	106,834	189,076	106,834	189,076
Testing and Continuing Education	786,112	762,437	763,829	721,245	702,771	702,771	702,771	702,771	702,771	702,771
Department Administrative Costs										
Administration	654,088	563,370	428,864	641,538	392,170	392,170	392,170	392,170	392,170	392,170
Information Technology	516,174	534,255	540,373	398,079	586,112	586,112	586,112	586,112	586,112	586,112
General Counsel/Legal	1,308,776	1,304,880	1,308,820	1,958,309	2,662,415	2,662,415	2,662,415	2,662,415	2,662,415	2,662,415
DOAH	-	-	-	-	-	-	-	-	-	-
Inspections	-	-	-	-	-	-	-	-	-	-
Total Expenses	8,626,710	9,255,914	8,493,465	10,148,395	10,429,800	10,827,214	10,241,043	10,832,054	10,245,972	10,837,073
Excess (Deficiency) of Revenues Over (Under) Expenses	(2,790,915)	509,367	(1,737,579)	5,579,923	(1,439,859)	4,368,717	(1,344,225)	4,424,367	(1,287,551)	4,482,085
TRANSFERS										
Transfer to Unlicensed Activity	(350,000)	(500,000)	(1,000,000)	-	-	-	-	-	-	-
Transfer to Department of Community Affairs	(108,848)	(206,349)	(19,900)	(177,240)	(356,800)	-	-	-	-	-
Transfer Excess Cash to General Revenue	-	-	-	-	-	-	-	-	-	-
Total Transfers	(458,848)	(706,349)	(1,019,900)	(177,240)	(356,800)	-	-	-	-	-
CHANGE IN ACCOUNT BALANCE	(3,249,763)	(196,982)	(2,757,479)	5,402,683	(1,796,659)	4,368,717	(1,344,225)	4,424,367	(1,287,551)	4,482,085
ACCOUNT BALANCE, Beginning of Period	7,134,674	3,884,912	3,687,930	930,449	6,333,132	4,536,473	8,905,190	7,560,964	11,985,332	10,697,781
Adjustment to increase Beginning Account Balance Prior Period Adjustment	-	-	-	-	-	-	-	-	-	-
ACCOUNT BALANCE, End of Period	\$ 3,884,912	\$ 3,687,930	\$ 930,449	\$ 6,333,132	\$ 4,536,473	\$ 8,905,190	\$ 7,560,964	\$ 11,985,332	\$ 10,697,781	\$ 15,179,866

STATE OF FLORIDA
DEPARTMENT OF BUSINESS AND PROFESSIONAL REGULATION
CONSTRUCTION INDUSTRY LICENSING BOARD
UNLICENSED ACTIVITY ACCOUNT
ACTUAL AND PROJECTED REVENUES, EXPENSES
AND CHANGES IN ACCOUNT BALANCE
FISCAL YEARS ENDING JUNE 30, 2014 THROUGH JUNE 30, 2023

	Actual					Projected				
	JUNE 30 2014	JUNE 30 2015	JUNE 30 2016	JUNE 30 2017	JUNE 30 2018	JUNE 30 2019	JUNE 30 2020	JUNE 30 2021	JUNE 30 2022	JUNE 30 2023
REVENUES										
Unlicensed Activity Fees	\$ 164,962	\$ 290,020	\$ 139,512	\$ 324,636	\$ 168,534	\$ 324,635	\$ 168,534	\$ 324,635	\$ 168,534	\$ 324,635
Administrative Fines	30,631	77,362	111,520	278,607	150,651	150,651	150,651	150,651	150,651	150,651
Citations	9,725	14,277	17,163	11,725	11,689	11,689	11,689	11,689	11,689	11,689
Total Operating Revenues	205,318	381,659	268,195	614,968	330,874	486,975	330,874	486,975	330,874	486,975
EXPENSES										
Unlicensed Activity	561,151	1,279,039	820,620	1,006,489	1,054,524	1,054,524	1,054,524	1,054,524	1,054,524	1,054,524
Refunds	5.00		15							
General Counsel/Legal	117,917	126,410	10,005	79,334	32,224	32,224	32,224	32,224	32,224	32,224
Service Charge to General Revenue	13,902	29,718	20,821	48,603	24,490	38,958	26,470	38,958	26,470	38,958
Interest Assessment	2,520	13,003	8,125	7,431	24,743					
Total Expenses	695,495	1,448,170	859,586	1,141,857	1,135,981	1,125,706	1,113,218	1,125,706	1,113,218	1,125,706
Excess (Deficiency) of Revenues Over (Under) Expenses	(490,177)	(1,066,511)	(591,391)	(526,889)	(805,107)	(638,731)	(782,343)	(638,731)	(782,343)	(638,731)
TRANSFERS										
Transfer From Operating Account	350,000	500,000	1,000,000							
Transfer Excess Cash to General Revenue										
Total Transfers	350,000	500,000	1,000,000							
CHANGE IN ACCOUNT BALANCE	(140,177)	(566,511)	408,609	(526,889)	(805,107)	(638,731)	(782,343)	(638,731)	(782,343)	(638,731)
ACCOUNT BALANCE, Beginning of Period	(304,432)	(444,609)	(1,011,120)	(602,513)	(1,129,402)	(1,934,509)	(2,573,239)	(3,355,583)	(3,994,313)	(4,776,657)
Adjustment to increase Beginning Account Balance Prior Period Adjustment										
ACCOUNT BALANCE, End of Period	\$ (444,609)	\$ (1,011,120)	\$ (602,513)	\$ (1,129,402)	\$ (1,934,509)	\$ (2,573,239)	\$ (3,355,583)	\$ (3,994,313)	\$ (4,776,657)	\$ (5,415,387)

STATE OF FLORIDA
DEPARTMENT OF BUSINESS AND PROFESSIONAL REGULATION
BOARD OF COSMETOLOGY
OPERATING ACCOUNT
ACTUAL AND PROJECTED REVENUES, EXPENSES
AND CHANGES IN ACCOUNT BALANCE
FISCAL YEARS ENDING JUNE 30, 2014 THROUGH JUNE 30, 2023

	Actual					Projected				
	JUNE 30	JUNE 30	JUNE 30	JUNE 30	JUNE 30	JUNE 30	JUNE 30	JUNE 30	JUNE 30	
	2014	2015	2016	2017	2018	2019	2020	2021	2022	2023
REVENUES										
Fees and Charges	\$ 983,028	\$ 989,931	\$ 1,040,078	\$ 1,056,799	\$ 1,039,502	\$ 1,039,502	\$ 1,039,502	\$ 1,039,502	\$ 1,039,502	\$ 1,039,502
Licenses	6,010,211	7,064,632	5,201,048	6,280,853	5,224,491	5,917,229	5,198,358	5,917,229	5,198,358	5,917,229
Less: Licenses Waiver	-	-	-	-	-	-	-	-	-	-
Net Licenses	6,010,211	7,064,632	5,201,048	6,280,853	5,224,341	5,917,229	5,198,358	5,917,229	5,198,358	5,917,229
Fines	271,855	103,808	169,413	181,846	176,190	173,047	173,047	173,047	173,047	173,047
Investment Earnings	41,048	89,219	86,397	108,901	110,628	124,140	132,346	127,812	136,086	131,621
Refunds	52,783	90,865	79,568	313	81,666	-	-	-	-	-
One Time Assessment	170	-	120	-	150	-	-	-	-	-
Other Revenues	-	-	-	74,155	7,167	7,167	7,167	7,167	7,167	7,167
Total Revenues	7,359,095	8,338,455	6,576,624	7,702,867	6,639,644	7,261,085	6,550,420	7,264,757	6,554,160	7,268,566
EXPENSES										
Board Office										
Board Administrative Office	345,607	402,018	352,125	369,357	310,857	310,857	310,857	310,857	310,857	310,857
Refunds	51,730	84,375	77,175	79,181	80,122	-	-	-	-	-
Service Charge to General Revenue	583,732	671,637	521,514	609,895	524,764	580,313	523,460	580,607	523,759	580,912
Professional Regulation Division										
Inspections	731,547	777,525	796,543	993,351	952,454	952,454	952,454	952,454	952,454	952,454
Investigations	550,741	465,168	525,447	592,816	529,143	529,143	529,143	529,143	529,143	529,143
Attorney General's Office	43,388	47,438	13,184	23,092	45,934	45,934	45,934	45,934	45,934	45,934
Service Operations										
Call Center	744,962	775,519	699,057	703,432	752,595	752,595	752,595	752,595	752,595	1,445,432
Central Intake	1,437,229	1,310,209	1,261,123	1,341,647	1,445,432	1,445,432	1,445,432	1,445,432	1,445,432	752,595
Revenue Bank Charges	71,678	81,843	81,605	122,336	105,568	122,336	105,568	122,336	105,568	122,336
Testing and Continuing Education	146,742	149,530	140,964	125,609	165,899	165,899	165,899	165,899	165,899	165,899
Department Administrative Costs										
Administration	497,381	490,885	549,006	504,894	519,887	519,887	519,887	519,887	519,887	519,887
Information Technology	898,611	1,053,525	1,089,594	793,755	1,282,817	1,282,817	1,282,817	1,282,817	1,282,817	1,282,817
General Counsel/Legal	216,682	268,258	86,222	153,044	143,091	143,091	143,091	143,091	143,091	143,091
Total Expenses	6,320,030	6,577,930	6,193,558	6,412,409	6,858,563	6,850,758	6,777,137	6,851,052	6,777,436	6,851,357
Excess (Deficiency) of Revenues Over (Under) Expenses	1,039,065	1,760,525	383,066	1,290,458	(218,919)	410,327	(226,717)	413,705	(223,277)	417,209
TRANSFERS										
Transfers (to)/from Administrative Trust Fund	-	-	-	-	-	-	-	-	-	-
Transfer From Unlicensed Activity Account	-	-	-	-	-	-	-	-	-	-
Transfers to GR	(106,730)	(303,223)	(123,700)	(203,040)	(475,250)	-	-	-	-	-
Total Transfers	(106,730)	(303,223)	(123,700)	(203,040)	(475,250)	-	-	-	-	-
CHANGE IN ACCOUNT BALANCE	932,335	1,457,302	259,366	1,087,418	(694,169)	410,327	(226,717)	413,705	(223,277)	417,209
ACCOUNT BALANCE, Beginning of Period	3,164,747	4,097,082	5,554,384	5,813,749	6,901,167	6,206,998	6,617,324	6,390,607	6,804,312	6,581,036
Prior Period Adjustment	-	-	-	-	-	-	-	-	-	-
ACCOUNT BALANCE, End of Period	\$ 4,097,082	\$ 5,554,384	\$ 5,813,749	\$ 6,901,167	\$ 6,206,998	\$ 6,617,324	\$ 6,390,607	\$ 6,804,312	\$ 6,581,036	\$ 6,998,245

STATE OF FLORIDA
DEPARTMENT OF BUSINESS AND PROFESSIONAL REGULATION
BOARD OF COSMETOLOGY
UNLICENSED ACTIVITY ACCOUNT
ACTUAL AND PROJECTED REVENUES, EXPENSES
AND CHANGES IN NET ASSETS
FISCAL YEARS ENDING JUNE 30, 2014 THROUGH JUNE 30, 2023

	Actual					Projected				
	JUNE 30 2014	JUNE 30 2015	JUNE 30 2016	JUNE 30 2017	JUNE 30 2018	JUNE 30 2019	JUNE 30 2020	JUNE 30 2021	JUNE 30 2022	JUNE 30 2023
OPERATING REVENUES										
Unlicensed Activity Fees	\$ 568,315	\$ 674,279	\$ 606,331	\$ 168,304	\$ 625,204	\$ 168,305	\$ 115,675	\$ 168,305	\$ 115,675	\$ 168,305
Investment Earnings	19,855	39,235	42,399	39,292	54,429	70,824	73,325	74,850	77,374	78,991
Citations	38,454	34,655	30,667	19,140	16,628	22,145	19,304	19,359	20,269	19,644
Administrative Fines	-	-	-	-	500	500	500	500	500	500
Total Operating Revenues	626,624	748,169	679,397	226,736	696,761	261,774	208,804	263,014	213,818	267,441
OPERATING EXPENSES										
Investigations	283,637	109,452	40,915	80,449	86,388	86,388	86,388	86,388	86,388	86,388
General Counsel/Legal	1,359	33,994	38,406	-	-	28,048	28,048	28,048	28,048	28,048
Refunds	115	-	455	225	245	1,381	1,381	1,381	1,381	1,381
Service Charge to General Revenue	50,735	59,238	54,321	18,121	55,721	20,942	16,704	21,041	17,105	21,395
Total Operating Expenses	335,846	202,684	134,097	98,795	142,354	136,759	132,521	136,858	132,922	137,212
Operating Income	290,778	545,485	545,300	127,941	554,407	125,015	76,283	126,156	80,896	130,228
TRANSFERS										
Transfers In										
Transfer to General Revenue	(65,450)	(148,303)	(66,400)	(95,760)	(274,250)	-	-	-	-	-
Transfer to Operating Account	-	-	-	-	-	-	-	-	-	-
Net Transfers	(65,450)	(148,303)	(66,400)	(95,760)	(274,250)	-	-	-	-	-
CHANGE IN NET ASSETS	225,328	397,182	478,900	32,181	280,157	125,015	76,283	126,156	80,896	130,228
NET ASSETS, Beginning of Period	2,127,471	2,352,799	2,749,983	3,228,883	3,261,064	3,541,221	3,666,236	3,742,519	3,868,675	3,949,571
Prior Period Adjustment										
NET ASSETS, End of Period	\$ 2,352,799	\$ 2,749,983	\$ 3,228,883	\$ 3,261,064	\$ 3,541,221	\$ 3,666,236	\$ 3,742,519	\$ 3,868,675	\$ 3,949,571	\$ 4,079,799

STATE OF FLORIDA
DEPARTMENT OF BUSINESS AND PROFESSIONAL REGULATION

Drugs, Devices and Cosmetics Trust Fund
OPERATING ACCOUNT

ACTUAL AND PROJECTED REVENUES, EXPENSES
AND CHANGES IN ACCOUNT BALANCES

FISCAL YEARS ENDING JUNE 30, 2014 THROUGH JUNE 30, 2023

	Actual					Projected				
	JUNE 30 2014	JUNE 30 2015	JUNE 30 2016	JUNE 30 2017	JUNE 30 2018	JUNE 30 2019	JUNE 30 2020	JUNE 30 2021	JUNE 30 2022	JUNE 30 2023
REVENUES										
Fees and Charges	\$ 47,009	\$ 46,546	\$ 55,333	\$ 53,730	\$ 39,373	\$ 39,373	\$ 39,373	\$ 39,373	\$ 39,373	\$ 39,373
Licenses	2,441,644	2,388,011	2,508,149	2,529,298	2,694,866	2,529,298	2,694,866	2,529,298	2,694,866	2,529,298
Miscellaneous	23,562	25,609		46,628	(11,931)					
Interest on Investments	12,242	9,353	4,643	856	(3,199)			1,115	1,208	1,115
Refunds	252		38,214		57,731					
Unassigned			13,233							
Fines and Penalties	619,056	148,812	248,315	580,404	420,674	420,674	420,674	420,674	420,674	420,674
Total Revenues	3,143,766	2,618,331	2,867,887	3,210,917	3,197,514	2,989,345	3,154,913	2,990,461	3,156,121	2,990,461
EXPENSES										
Salaries and Benefits	2,269,176	2,285,796	2,326,286	2,249,608	2,015,656	2,015,656	2,015,656	2,015,656	2,015,656	2,015,656
OPS/Medical Inspectors				71,027	130,916	130,916	130,916	130,916	130,916	130,916
Service Charge to General Revenue	228,246	227,453	229,812	253,552	251,758	239,148	252,393	239,237	252,490	252,490
Unemployment Compensation	4,850	(2,425)	550	1,682						
Telephone	10,500	12,626	8,906	10,905	9,001	9,001	9,001	9,001	9,001	9,001
Cellular	1,746	10,345	1,459	2,230	3,515	3,515	3,515	3,515	3,515	3,515
Technology Supplies and Software	14,474	18,294	15,833	20,942	23,639	23,639	23,639	23,639	23,639	23,639
Postage and Freight	8,911	10,551	11,196	10,477	9,145	9,145	9,145	9,145	9,145	9,145
Freight										
Printing	3,674	4,380	1,737		3,346	3,346	3,346	3,346	3,346	3,346
Travel	14,342	16,425	30,851	28,623	28,937	28,937	28,937	28,937	28,937	28,937
Office Supplies	42,109	12,522	12,005	20,735	14,870	14,870	14,870	14,870	14,870	14,870
Communications IT			1,995	17,800	22,791	22,791	22,791	22,791	22,791	22,791
Software	3,200									
Rent	119,298	123,677	112,818	138,530	135,426	135,426	135,426	135,426	135,426	135,426
Equipment Rental					371	371	371	371	371	371
Awards/Tokens				400						
Copier Rental	5,011	6,712	7,060	6,773	7,029	7,029	7,029	7,029	7,029	7,029
Vehicle Tags										
Registration	884	670	506	7,772						
Subscriptions		4,350	5,450	5,450	8,154	8,154	8,154	8,154	8,154	8,154
Dues	795	795		530	795	795	795	795	795	795
Fees General			1,653	1,246	244	244	244	244	244	244
Other Service Contracts	529	70	153	665	658	658	658	658	658	658
Notary Bonds	228	207	163	447	143	143	143	143	143	143
Legal Contract	1,896	3,008	410							
Contracted Services	30,454		174							
Security	30	27	36	30	21	21	21	21	21	21
Mailing Service	436	900	(185)	686	446	446	446	446	446	446
Fingerprints	18,225	18,855	19,059	16,683	11,124	11,124	11,124	11,124	11,124	11,124
Moving Office Expense										
Repairs and Maintenance			5	5						
Gas and Vehicle Expense	20,657	24,300	18,201	72,572	50,059	50,059	50,059	50,059	50,059	50,059
Risk Management		38,939	41,026	47,306	32,725	32,725	32,725	32,725	32,725	32,725
Court Reporter		3,619	5,567	1,555	1,050	1,050	1,050	1,050	1,050	1,050
Education and Testing	8,481	7,904	6,459	9,145	25,302	25,302	25,302	25,302	25,302	25,302
DMS Transfer HR Services	11,524	11,828	11,746	10,914	10,291	10,291	10,291	10,291	10,291	10,291
Refunds	13,537	29,168	33,197	42,015	50,602	50,602	50,602	50,602	50,602	50,602
Transfer to DSO	74,134									
Transfer to ATF	333,415									
Departmental Administration		126,750	222,983	151,618	140,139	140,139	140,139	140,139	140,139	140,139
Departmental Technology		121,273	147,512	203,176	258,249	258,249	258,249	258,249	258,249	258,249
Service Operations-Call Center		9,408	6,667	5,781	4,637	4,637	4,637	4,637	4,637	4,637
Service Operations- Central Intake		33,794	23,761	38,341	32,381	32,381	32,381	32,381	32,381	32,381
Office of General Counsel					338,382	338,382	338,382	338,382	338,382	338,382
Service Operations-Bank Charges		5,884	10,151	10,862	11,856	11,856	11,856	11,856	11,856	11,856
Medical			2,497		2,364	2,364	2,364	2,364	2,364	2,364
Legal Advertising			4,331	1,665	2,335	2,335	2,335	2,335	2,335	2,335
Total Expenses	3,240,761	3,168,105	3,322,028	3,461,748	3,638,357	3,625,747	3,638,992	3,625,836	3,639,089	3,639,089
Excess (Deficiency) of Revenues Over (Under) Expenses	(96,995)	(549,774)	(454,140)	(250,831)	(440,843)	(636,402)	(484,079)	(635,376)	(482,968)	(648,628)
TRANSFERS										
TRANSFERS IN FROM GENERAL REVENUE				235,766	286,482	640,000	640,000	640,000	640,000	640,000
Total Transfers				235,766	286,482	640,000	640,000	640,000	640,000	640,000
CHANGE IN ACCOUNT BALANCE	(96,995)	(549,774)	(454,140)	(15,065)	(154,361)	3,598	155,921	4,624	157,032	(8,628)
ACCOUNT BALANCE BEGINNING OF PERIOD	1,165,452	1,068,453	518,680	64,540	50,607	(103,754)	(100,156)	55,765	60,389	217,421
Prior Year Adj to Receivable and Incurred Obligations in DDCTF										
ACCOUNT BALANCE, End of Period	\$ 1,068,453	\$ 518,680	\$ 64,540	\$ 50,607	\$ (103,754)	\$ (100,156)	\$ 55,765	\$ 60,389	\$ 217,421	\$ 208,793

STATE OF FLORIDA
DEPARTMENT OF BUSINESS AND PROFESSIONAL REGULATION
ELECTRICAL CONTRACTORS' LICENSING BOARD
OPERATING ACCOUNT
ACTUAL AND PROJECTED REVENUES, EXPENSES
AND CHANGES IN ACCOUNT BALANCE
FISCAL YEARS ENDING JUNE 30, 2014 THROUGH JUNE 30, 2023

	Actual					Projected				
	JUNE 30 2014	JUNE 30 2015	JUNE 30 2016	JUNE 30 2017	JUNE 30 2018	JUNE 30 2019	JUNE 30 2020	JUNE 30 2021	JUNE 30 2022	JUNE 30 2023
REVENUES										
Fees and Charges	\$ 499,846	\$ 516,137	\$ 510,205	\$ 490,959	\$ 447,020	\$ 488,276	\$ 447,020	\$ 488,276	\$ 447,020	\$ 488,276
Licenses	1,056,757	2,067,738	978,912	2,469,289	1,280,041	2,476,979	1,280,141	2,476,979	1,280,141	2,476,979
Less: Licenses Waiver	-	-	-	-	-	-	-	-	-	-
Net Licenses	1,056,757	2,067,738	978,912	2,469,289	1,280,041	2,476,979	1,280,141	2,476,979	1,280,141	2,476,979
Fines	16,107	49,295	43,547	49,320	14,262	14,262	14,262	14,262	14,262	14,262
Investment Earnings	4,914	17,568	6,383	28,648	25,351	39,983	67,602	74,302	102,553	109,895
Refunds	28,506	46,185	34,240	54,998	150	-	-	-	-	-
Miscellaneous Revenue	-	-	-	-	43,425	-	-	-	-	-
One Time Assessment	-	5,231	-	-	-	-	-	-	-	-
Total Revenues	1,606,130	2,702,154	1,573,287	3,093,214	1,810,248	3,019,499	1,809,025	3,053,818	1,843,975	3,089,411
EXPENSES										
Board Office										
Board Administrative Office	240,416	249,847	222,837	207,580	208,380	208,380	208,380	208,380	208,380	208,380
Refunds	18,045	39,540	33,240	54,553	44,672	-	-	-	-	-
Service Charge to General Revenue	127,705	213,591	123,162	243,093	141,246	241,560	144,722	244,305	147,518	247,153
Professional Regulation Division										
Investigations	511,391	615,056	438,272	398,974	353,693	353,693	353,693	353,693	353,693	353,693
Attorney General's Office	57,385	55,668	32,131	51,249	44,517	44,517	44,517	44,517	44,517	44,517
Service Operations										
Central Intake/Licensure	297,028	290,131	271,418	280,044	276,697	280,044	276,697	280,044	276,697	280,044
Call Center	124,963	135,219	127,671	130,535	99,775	130,535	99,775	130,535	99,775	130,535
Revenue Bank Charges	15,109	20,109	15,833	34,326	23,631	34,326	23,631	34,326	23,631	34,326
Testing and Continuing Education	253,419	198,627	170,219	129,011	119,428	119,428	119,428	119,428	119,428	119,428
Department Administrative Costs										
Administration	138,696	159,166	97,119	95,059	72,228	95,059	72,228	95,059	72,228	95,059
Information Technology	111,544	94,263	93,032	65,904	103,285	103,285	103,285	103,285	103,285	103,285
General Counsel/Legal	130,509	59,365	55,773	27,778	27,701	27,701	27,701	27,701	27,701	27,701
DOAH	-	-	-	-	-	-	-	-	-	-
Total Expenses	2,026,210	2,130,582	1,680,707	1,718,106	1,515,253	1,638,528	1,474,057	1,641,273	1,476,853	1,644,121
Excess (Deficiency) of Revenues Over (Under) Expenses	(420,081)	571,572	(107,420)	1,375,108	294,995	1,380,971	334,968	1,412,544	367,122	1,445,290
TRANSFERS										
Transfers (to)/from Administrative Trust Fund										
Transfer to Department of Community Affairs	(100,000)	-	(100,000)	(250,000)	-	-	-	-	-	-
Transfers (to) Unlicensed Activity Account	(100,000)	-	(100,000)	(250,000)	-	-	-	-	-	-
Total Transfers	(100,000)	-	(100,000)	(250,000)	-	-	-	-	-	-
CHANGE IN ACCOUNT BALANCE	(520,081)	571,572	(207,420)	1,125,108	294,995	1,380,971	334,968	1,412,544	367,122	1,445,290
ACCOUNT BALANCE, Beginning of Period	734,977	214,897	786,469	579,049	1,704,157	1,999,151	3,380,122	3,715,090	5,127,634	5,494,756
Adjustment to decrease Beginning Account Balance Prior Period Adjustment	-	-	-	-	-	-	-	-	-	-
ACCOUNT BALANCE, End of Period	\$ 214,897	\$ 786,469	\$ 579,049	\$ 1,704,157	\$ 1,999,151	\$ 3,380,122	\$ 3,715,090	\$ 5,127,634	\$ 5,494,756	\$ 6,940,046

STATE OF FLORIDA
DEPARTMENT OF BUSINESS AND PROFESSIONAL REGULATION
ELECTRICAL CONTRACTORS' LICENSING BOARD
UNLICENSED ACTIVITY ACCOUNT
ACTUAL AND PROJECTED REVENUES, EXPENSES
AND CHANGES IN ACCOUNT BALANCE
FISCAL YEARS ENDING JUNE 30, 2014 THROUGH JUNE 30, 2023

	Actual					Projected				
	JUNE 30 2014	JUNE 30 2015	JUNE 30 2016	JUNE 30 2017	JUNE 30 2018	JUNE 30 2019	JUNE 30 2020	JUNE 30 2021	JUNE 30 2022	JUNE 30 2023
REVENUES										
Unlicensed Activity Fees	\$ 25,900	\$ 46,446	\$ 22,070	\$ 51,370	\$ 26,005	\$ 51,370	\$ 26,005	\$ 51,370	\$ 26,005	\$ 51,370
Unlicensed Administrative Fines	10,309	10,116	29,284	89,980	56,143	-	-	-	-	-
Total Revenues	36,209	56,562	51,354	141,350	82,148	51,370	26,005	51,370	26,005	51,370
EXPENSES										
Investigations	63,468	250,061	277,118	319,289	317,984	317,984	317,984	317,984	317,984	-
Refunds	-	-	10	20	45	45	45	45	45	-
General Counsel/Legal	21,522	12,321	2,126	5,759	-	-	-	-	-	-
Service Charge to General Revenue	-	3,849	3,262	10,655	5,429	4,110	2,080	4,110	2,080	4,110
Interest Assessment	4,827	10,068	10,719	8,145	14,243	-	-	-	-	-
Total Expenses	89,817	276,299	293,234	343,868	337,701	322,139	320,109	322,139	320,109	4,110
Excess (Deficiency) of Revenues Over (Under) Expenses	(53,608)	(219,737)	(241,880)	(202,518)	(255,553)	(270,769)	(294,104)	(270,769)	(294,104)	47,260
TRANSFERS										
Transfers (to)/from Administrative Trust Fund	100,000	\$ -	100,000	\$ 250,000	\$ -	\$ -	\$ -	\$ -	\$ -	\$ -
Transfers from Operating Account	100,000	-	100,000	250,000	-	-	-	-	-	-
Total Transfers	100,000	-	100,000	250,000	-	-	-	-	-	-
CHANGE IN ACCOUNT BALANCE	46,392	(219,737)	(141,880)	47,482	(255,553)	(270,769)	(294,104)	(270,769)	(294,104)	47,260
ACCOUNT BALANCE, Beginning of Period	(509,134)	(462,742)	(682,479)	(824,356)	(776,874)	(1,032,427)	(1,303,195)	(1,597,300)	(1,868,068)	(2,162,173)
Adjustment to increase Beginning Account Balance Prior Period Adjustment										
ACCOUNT BALANCE, End of Period	\$ (462,742)	\$ (682,479)	\$ (824,356)	\$ (776,874)	\$ (1,032,427)	\$ (1,303,195)	\$ (1,597,300)	\$ (1,868,068)	\$ (2,162,173)	\$ (2,114,912)

STATE OF FLORIDA
DEPARTMENT OF BUSINESS AND PROFESSIONAL REGULATION
BOARD OF EMPLOYEE LEASING COMPANIES
OPERATING ACCOUNT
ACTUAL AND PROJECTED REVENUES, EXPENSES
AND CHANGES IN ACCOUNT BALANCE
FISCAL YEARS ENDING JUNE 30, 2014 THROUGH JUNE 30, 2023

	ACTUAL					Projected				
	JUNE 30 2014	JUNE 30 2015	JUNE 30 2016	JUNE 30 2017	JUNE 30 2018	JUNE 30 2019	JUNE 30 2020	JUNE 30 2021	JUNE 30 2022	JUNE 30 2023
REVENUES										
Fees and Charges	\$ 27,338	\$ 31,138	\$ 45,716	\$ 15,523	\$ 40,849	\$ 40,849	\$ 40,849	\$ 40,849	\$ 40,849	\$ 40,849
Licenses	\$ 442,617	\$ 69,375	\$ 480,909	\$ 47,887	\$ 495,669	\$ 47,887	\$ 495,669	\$ 47,887	\$ 495,669	\$ 47,887
Less: Licenses Waiver	-	-	-	-	-	-	-	-	-	-
Net Licenses	442,617	69,375	480,909	47,887	495,669	47,887	495,669	47,887	495,669	47,887
Fines	83,191	167,991	17,211	28,907	52,365	52,365	52,365	52,365	52,365	52,365
Investment Earnings	157	-	-	-	-	-	-	-	-	-
Interest on Temporary Advancement	-	(3,643)	(4,510)	(4,650)	-	-	-	-	-	-
Refunds	16,770	9,874	23,076	462	-	-	-	-	-	-
Board Specific	61,757	65,185	124,677	149,349	144,003	144,003	144,003	144,003	144,003	144,003
Other Revenues	-	-	-	6,482	27,187	-	-	-	-	-
Total Revenues	631,830	339,920	687,079	243,959	760,072	285,104	732,886	285,104	732,886	285,104
EXPENSES										
Board Office										
Board Administrative Office	257,316	169,018	218,339	153,264	139,318	153,264	139,318	153,264	139,318	153,264
Refunds	10,605	10,913	13,144	8,414	7,129	-	-	-	-	-
Service Charge to General Revenue	49,872	24,619	55,815	18,807	59,734	11,288	47,111	11,288	47,111	11,288
Professional Regulation Division										
Investigations	43,679	133,805	120,469	72,674	67,010	67,010	67,010	67,010	67,010	67,010
Attorney General's Office	40,020	44,365	31,137	26,891	24,759	24,759	24,759	24,759	24,759	24,759
Service Operations										
Central Intake/Licensure	5,197	4,518	4,181	3,641	5,490	5,490	5,490	5,490	5,490	5,490
Call Center	6,939	4,886	6,438	5,163	4,926	4,926	4,926	4,926	4,926	4,926
Revenue Bank Charges	3,364	259	4,997	1,820	6,078	1,820	6,078	1,820	6,078	1,820
Department Administrative Costs										
Administration	14,284	8,972	24,076	12,669	14,629	14,629	14,629	14,629	14,629	14,629
Information Technology	31,275	8,925	21,506	14,403	13,108	13,108	13,108	13,108	13,108	13,108
General Counsel/Legal	74,470	133,625	189,734	112,981	259,652	259,652	259,652	259,652	259,652	259,652
Investment Interest Assessment	-	-	-	-	6,269	-	-	-	-	-
Total Expenses	537,021	543,905	689,836	430,727	608,102	555,946	582,081	555,946	582,081	555,946
Excess (Deficiency) of Revenues Over (Under) Expenses	94,809	(203,985)	(2,758)	(186,768)	151,970	(270,842)	150,805	(270,842)	150,805	(270,842)
TRANSFERS										
Transfers (to)/from Administrative Trust Fund	-	-	-	-	-	-	-	-	-	-
Transfer To General Revenue-GAA	-	-	-	-	-	-	-	-	-	-
Total Transfers	-	-	-	-	-	-	-	-	-	-
CHANGE IN ACCOUNT BALANCE	94,809	(203,985)	(2,758)	(186,768)	151,970	(270,842)	150,805	(270,842)	150,805	(270,842)
ACCOUNT BALANCE, Beginning of Period	(149,051)	(54,242)	(258,227)	(260,984)	(447,752)	(295,782)	(566,624)	(415,819)	(686,661)	(535,856)
Prior Period Adjustments	-	-	-	-	-	-	-	-	-	-
ACCOUNT BALANCE, End of Period	\$ (54,242)	\$ (258,227)	\$ (260,984)	\$ (447,752)	\$ (295,782)	\$ (566,624)	\$ (415,819)	\$ (686,661)	\$ (535,856)	\$ (806,698)

STATE OF FLORIDA
DEPARTMENT OF BUSINESS AND PROFESSIONAL REGULATION
BOARD OF EMPLOYEE LEASING COMPANIES
UNLICENSED ACTIVITY ACCOUNT
ACTUAL AND PROJECTED REVENUES, EXPENSES
AND CHANGES IN ACCOUNT BALANCE
FISCAL YEARS ENDING JUNE 30, 2014 THROUGH JUNE 30, 2023

	ACTUAL					Projected				
	JUNE 30 2014	JUNE 30 2015	JUNE 30 2016	JUNE 30 2017	JUNE 30 2018	JUNE 30 2019	JUNE 30 2020	JUNE 30 2021	JUNE 30 2022	JUNE 30 2023
REVENUES										
Unlicensed Activity Fees	\$ 2,560	\$ 380	\$ 2,805	\$ 265	\$ 2,975	\$ 265	\$ 2,975	\$ 265	\$ 2,975	\$ 265
Investment Earnings	225	470	456	484	622	867	847	875	855	884
Unlicensed Fines and Citations	-	7,102	1,553	7,500	-	-	-	-	-	-
Total Revenues	2,785	7,952	4,814	8,249	3,597	1,132	3,822	1,140	3,830	1,149
EXPENSES										
Unlicensed Activity	857	2,168	4,758	1,039	895	2,075	2,075	2,075	2,075	2,075
General Counsel/Legal		813								
Refunds	15		5							
Service Charge to General Revenue	231	628	397	660	288	91	306	91	306	92
Total Expenses	1,103	3,609	5,160	1,699	1,183	2,166	2,381	2,166	2,381	2,167
TRANSFERS										
Transfers (to)/from Administrative Trust Fund										
Transfers to Working Capital Trust Fund										
Total Transfers	-	-	-	-	-	-	-	-	-	-
CHANGE IN ACCOUNT BALANCE	1,682	4,343	(346)	6,550	2,414	(1,033)	1,441	(1,026)	1,448	(1,018)
ACCOUNT BALANCE, Beginning of Period	28,717	30,399	34,743	34,397	40,947	43,361	42,327	43,768	42,742	44,191
Prior Period Adjustments										
ACCOUNT BALANCE, End of Period	\$ 30,399	\$ 34,743	\$ 34,397	\$ 40,947	\$ 43,361	\$ 42,327	\$ 43,768	\$ 42,742	\$ 44,191	\$ 43,173

STATE OF FLORIDA
DEPARTMENT OF BUSINESS AND PROFESSIONAL REGULATION
BOARD OF PROFESSIONAL ENGINEERS
OPERATING ACCOUNT
ACTUAL AND PROJECTED REVENUES, EXPENSES
AND CHANGES IN ACCOUNT BALANCE
FISCAL YEARS ENDING JUNE 30, 2014 THROUGH JUNE 30, 2023

	Actual					Projected				
	JUNE 30 2014	JUNE 30 2015	JUNE 30 2016	JUNE 30 2017	JUNE 30 2018	JUNE 30 2019	JUNE 30 2020	JUNE 30 2021	JUNE 30 2022	JUNE 30 2023
REVENUES										
Fees and Charges	\$ 454,342	\$ 500,829	\$ 516,744	\$ 565,240	\$ 574,623	\$ 574,623	\$ 574,623	\$ 574,623	\$ 574,623	\$ 574,623
Licenses	357,163	3,934,303	385,155	4,023,714	378,025	4,023,714	378,025	4,023,714	378,025	4,023,714
Less: Licenses Waiver	-	-	-	-	-	-	-	-	-	-
Net Licenses	357,163	3,934,303	385,155	4,023,714	378,025	4,023,714	378,025	4,023,714	378,025	4,023,714
Fines	(2,271)	27,085	27,414	20,448	16,776	21,546	19,590	19,304	20,147	19,680
Investment Earnings	22,664	45,700	53,075	57,156	59,333	71,665	110,684	83,536	122,732	95,816
Refunds	42,067	40,655	42,996	29,660	-	-	-	-	-	-
Refund from FEMC	247,840	198,176	333,750	-	283,688	-	-	-	-	-
Other Revenues	-	566	-	13,417	12,297	12,297	12,297	12,297	12,297	12,297
Total Revenues	1,121,805	4,747,314	1,359,134	4,709,634	1,324,742	4,703,845	1,095,219	4,713,474	1,107,824	4,726,130
EXPENSES										
Board Office										
FEMC Contracted Services	2,070,023	2,070,000	2,070,320	2,070,051	2,070,000	2,070,000	2,070,000	2,070,000	2,070,000	2,070,000
Accenture Contract	-	-	-	-	-	-	-	-	-	-
Refunds	8,575	16,976	12,309	13,420	13,100	13,100	13,100	13,100	13,100	13,100
Service Charge to General Revenue	71,128	359,360	77,822	375,265	104,931	375,324	86,634	376,094	87,642	377,107
Professional Regulation Division										
Attorney General's Office	76,598	75,334	62,870	67,040	82,865	82,865	82,865	82,865	82,865	82,865
Service Operations										
Revenue Bank Charges	2,206	59,995	2,019	81,144	2,974	81,144	2,974	81,144	2,974	2,545
Call Center	11,607	38,740	1,679	2,545	1,670	2,545	1,670	2,545	1,670	81,144
Central Intake/Licensure	-	-	-	-	-	-	-	-	-	-
Department Administrative Costs										
Administration	11,167	16,734	12,712	15,133	11,480	11,480	11,480	11,480	11,480	11,480
Information Technology	129,021	163,436	154,946	116,427	183,893	116,427	183,893	116,427	183,893	116,427
Total Expenses	2,380,325	2,800,575	2,394,677	2,741,025	2,470,913	2,752,885	2,452,616	2,753,655	2,453,624	2,754,668
Excess (Deficiency) of Revenues Over (Under) Expenses	(1,258,520)	1,946,739	(1,035,543)	1,968,609	(1,146,171)	1,950,960	(1,357,396)	1,959,819	(1,345,800)	1,971,463
TRANSFERS										
Transfers In										
Transfers (to)/from Administrative Trust Fund										
Transfer To General Revenue-GAA	(68,518)	(220,362)	(58,800)	(147,160)	(277,150)	-	-	-	-	-
Total Transfers	(68,518)	(220,362)	(58,800)	(147,160)	(277,150)	-	-	-	-	-
CHANGE IN ACCOUNT BALANCE	(1,327,038)	1,726,377	(1,094,343)	1,821,449	(1,423,321)	1,950,960	(1,357,396)	1,959,819	(1,345,800)	1,971,463
ACCOUNT BALANCE, Beginning of Period	3,884,769	2,553,077	4,279,454	3,185,111	5,006,560	3,583,239	5,534,199	4,176,803	6,136,621	4,790,822
Prior Period Adjustment										
ACCOUNT BALANCE, End of Period	\$ 2,553,077	\$ 4,279,454	\$ 3,185,111	\$ 5,006,560	\$ 3,583,239	\$ 5,534,199	\$ 4,176,803	\$ 6,136,621	\$ 4,790,822	\$ 6,762,284

STATE OF FLORIDA
DEPARTMENT OF BUSINESS AND PROFESSIONAL REGULATION
BOARD OF PROFESSIONAL ENGINEERS
UNLICENSED ACTIVITY ACCOUNT
ACTUAL AND PROJECTED REVENUES, EXPENSES
AND CHANGES IN ACCOUNT BALANCE
FISCAL YEARS ENDING JUNE 30, 2014 THROUGH JUNE 30, 2023

	Actual					Projected				
	JUNE 30 2014	JUNE 30 2015	JUNE 30 2016	JUNE 30 2017	JUNE 30 2018	JUNE 30 2019	JUNE 30 2020	JUNE 30 2021	JUNE 30 2022	JUNE 30 2023
REVENUES										
Unlicensed Activity Fees	\$ 14,065	\$ 200,950	\$ 16,825	\$ 207,960	\$ 18,745	\$ 207,960	\$ 18,745	\$ 207,960	\$ 18,745	\$ 207,960
Investment Earnings	1,907	3,606	3,392	3,153	3,961	4,373	6,263	4,705	6,601	5,050
Total Revenues	15,972	204,556	20,217	211,113	22,706	212,333	25,008	212,665	25,346	213,010
EXPENSES										
Unlicensed Activity Refunds	10		20	40						
Service Charge to General Revenue	1,299	16,344	1,611	16,886	1,816	16,987	2,001	17,013	2,028	17,041
FEMIC Contracted Services	100,875	40,978	80,405	79,795	100,875	100,875	100,875	100,875	100,875	100,875
Total Expenses	102,184	57,322	82,036	96,721	102,691	117,862	102,876	117,888	102,903	117,916
Excess (Deficiency) of Revenues Over (Under) Expenses	(86,212)	147,234	(61,819)	114,392	(79,985)	94,472	(77,868)	94,777	(77,557)	95,094
TRANSFERS										
Transfers (to)/from Administrative Trust Fund										
Transfers to General Revenue	(1,436)	(14,832)	(4,300)	(9,275)	(16,900)					
Total Transfers	(1,436)	(14,832)	(4,300)	(9,275)	(16,900)					
CHANGE IN ACCOUNT BALANCE	(87,648)	132,402	(66,119)	105,117	(96,885)	94,472	(77,868)	94,777	(77,557)	95,094
ACCOUNT BALANCE, Beginning of Period	231,789	144,141	276,543	210,426	315,543	218,658	313,130	235,262	330,039	252,482
Prior Period Adjustments										
ACCOUNT BALANCE, End of Period	\$ 144,141	\$ 276,543	\$ 210,426	\$ 315,543	\$ 218,658	\$ 313,130	\$ 235,262	\$ 330,039	\$ 252,482	\$ 347,576

STATE OF FLORIDA
DEPARTMENT OF BUSINESS AND PROFESSIONAL REGULATION
FLORIDA STATE BOXING COMMISSION
OPERATING ACCOUNT
ACTUAL AND PROJECTED REVENUES, EXPENSES
AND CHANGES IN ACCOUNT BALANCE
FISCAL YEARS ENDING JUNE 30, 2014 THROUGH JUNE 30, 2023

	Actual					Projected				
	JUNE 30 2014	JUNE 30 2015	JUNE 30 2016	JUNE 30 2017	JUNE 30 2018	JUNE 30 2019	JUNE 30 2020	JUNE 30 2021	JUNE 30 2022	JUNE 30 2023
REVENUES										
Fees and Charges	\$ 91,775	\$ 82,988	\$ 100,313	\$ 110,284	\$ 80,860	\$ 80,860	\$ 80,860	\$ 80,860	\$ 80,860	\$ 80,860
Licenses	63,330	59,698	78,540	65,920	63,560	63,560	63,560	63,560	63,560	63,560
Taxes Post Event	359,016	149,653	342,735	79,574	151,453	125,000	125,000	125,000	125,000	125,000
Fines	1,627	5,408	3,791	12,979	337	337	337	337	337	337
Investment Earnings	-	49	548	1,157	11	-	-	-	-	-
Refund Revenue		2,536	5,710	905	2,509					
Unassigned	(7,565)	2,775	20,584	(888)	39,790	39,790	39,790	39,790	39,790	39,790
Other Revenues	9,476	30,464	32,930	55,418	15,350	34,566	35,111	28,342	32,673	32,042
Total Revenues	517,659	333,571	585,149	325,348	353,870	344,113	344,658	337,889	342,220	341,589
EXPENSES										
Commission Office										
Commission Administrative Office	524,242	572,533	577,703	555,184	555,236	555,236	555,236	555,236	555,236	555,236
Refunds		2,490	5,610	3,290	17,493					
Service Charge to General Revenue	41,861	23,299	47,078	24,225	26,252	27,529	27,573	27,031	27,378	27,327
Attorney General	43,133	42,640	36,304	20,390	10,504	10,504	10,504	10,504	10,504	10,504
Investigations	27,608	23,055	48,075	21,483	37,784	37,784	37,784	37,784	37,784	37,784
Call Center	2,596	1,419	2,409	2,243	2,173	2,173	2,173	2,173	2,173	2,173
Central Intake	23,467	11,878	15,456	17,498	17,003	17,003	17,003	17,003	17,003	17,003
Bank Charges	221	243	483	454	787	787	787	787	787	787
Department Administrative Costs										
Administration	42,205	34,739	41,818	34,993	97,948	34,993	34,993	34,993	34,993	34,993
General Counsel/Legal	30,252	7,336	7,079	5,862	8,020	8,020	8,020	8,020	8,020	8,020
Information Technology	28,874	27,628	28,104	30,140	29,390	29,390	29,390	29,390	29,390	29,390
Total Expenses	764,459	747,258	810,119	715,762	802,588	723,418	723,462	722,920	723,267	723,216
Excess (Deficiency) of Revenues Over (Under) Expenses	(246,800)	(413,687)	(224,970)	(390,414)	(448,718)	(379,305)	(378,804)	(385,031)	(381,047)	(381,627)
TRANSFERS										
Cash Bonds to Promoters										
Total Transfers	-	-	-	-	-	-	-	-	-	-
CHANGE IN ACCOUNT BALANCE	(246,800)	(413,687)	(224,970)	(390,414)	(448,718)	(379,305)	(378,804)	(385,031)	(381,047)	(381,627)
ACCOUNT BALANCE, Beginning of Period	(393,723)	(124,699)	(69,232)	32,325	146,938	(51,780)	(104,558)	(156,835)	(215,339)	(269,859)
Transfer in from General Revenue	515,824	469,154	326,527	326,527	250,000	326,527	326,527	326,527	326,527	326,527
Transfer in from General Revenue Non Recurring				178,500						
ACCOUNT BALANCE, End of Period	\$ (124,699)	\$ (69,232)	\$ 32,325	\$ 146,938	\$ (51,780)	\$ (104,558)	\$ (156,835)	\$ (215,339)	\$ (269,859)	\$ (324,959)

STATE OF FLORIDA
DEPARTMENT OF BUSINESS AND PROFESSIONAL REGULATION
Florida Building Commission
OPERATING ACCOUNT
ACTUAL AND PROJECTED REVENUES, EXPENSES
AND CHANGES IN ACCOUNT BALANCES
FISCAL YEARS ENDING JUNE 30, 2014 THROUGH JUNE 30, 2023

	Actual					Projected				
	JUNE 30 2014	JUNE 30 2015	JUNE 30 2016	JUNE 30 2017	JUNE 30 2018	JUNE 30 2019	JUNE 30 2020	JUNE 30 2021	JUNE 30 2022	JUNE 30 2023
REVENUES										
Surcharge Payments	\$ 6,061,701	\$ 6,581,369	\$ 7,831,064	\$ 8,511,482	\$ 7,942,137	\$ 7,942,137	\$ 7,942,137	\$ 7,942,137	\$ 7,942,137	\$ 7,942,137
Convenience Fees	15,256	32,144	25,260	24,550	129,744	129,744	129,744	129,744	129,744	129,744
Organization/Applications	61,090	49,632	65,448	123,895	27,474	27,474	27,474	27,474	27,474	27,474
Product Approval	482,050	1,390,774	1,054,022	723,080	1,731,469	1,054,022	1,054,022	1,054,022	1,054,022	1,054,022
Insignias	296,777	362,116	373,566	376,320	463,541	328,354	328,354	328,354	328,354	328,354
H&R Variance Review	-	12	-	-	-	-	-	-	-	-
Training	161,607	278,750	139,496	312,434	166,744	166,744	166,744	166,744	166,744	166,744
Copies	-	-	-	-	-	-	-	-	-	-
Binding Interpretation	-	250	-	1,750	500	500	500	500	500	500
Refunds	9	31,481	120	-	-	-	-	-	-	-
Non-direct Allocation	-	-	-	-	-	-	-	-	-	-
Investment Interest	82,817	189,559	236,080	252,014	389,989	501,522	614,144	728,839	845,644	964,598
Total Revenues	7,161,307	8,916,086	9,725,056	10,325,525	10,851,598	10,150,497	10,263,120	10,377,814	10,494,619	10,613,573
EXPENSES										
Commission Unallocated	963,060	904,550	849,487	1,043,278	1,058,881	1,058,881	1,058,881	1,058,881	1,058,881	1,058,881
Manufactured Buildings Direct Charges	137,060	170,317	182,471	207,667	155,376	155,376	155,376	155,376	155,376	155,376
Building Fees Direct Charges	1,698,462	2,123,869	1,319,089	1,915,890	2,065,852	2,065,852	2,065,852	2,065,852	2,065,852	2,065,852
Product Approval Direct Charges	49,246	75,451	61,604	29,015	49,016	49,016	49,016	49,016	49,016	49,016
Service Charge To General Revenue	579,872	708,312	778,084	826,042	868,128	812,040	821,050	830,225	839,570	849,086
Director of Professions	31,362	54,829	57,277	31,277	-	-	-	-	-	-
Refunds	-	3,850	-	-	-	-	-	-	-	-
Accessibility and Waivers	-	851	18,961	10,060	33,530	33,530	33,530	33,530	33,530	33,530
Department Administration	120,436	109,524	98,542	64,184	89,469	89,469	89,469	89,469	89,469	89,469
General Counsel	121,770	133,294	196,055	239,193	204,798	204,798	204,798	204,798	204,798	204,798
Technology	58,955	33,001	49,291	67,999	50,425	50,425	50,425	50,425	50,425	50,425
Total Expenses	3,760,224	4,317,846	3,610,861	4,434,605	4,575,475	4,519,387	4,528,396	4,537,572	4,546,916	4,556,433
Excess (Deficiency) of Revenues Over (Under) Expenses	3,401,084	4,598,239	6,114,195	5,890,920	6,276,123	5,631,111	5,734,723	5,840,242	5,947,702	6,057,140
TRANSFERS										
Transfer In From Department of Community Affairs	-	-	-	-	-	-	-	-	-	-
Transfer to Administrative Trust Fund (Moving)	-	-	(3,729,546)	-	-	-	-	-	-	-
Transfer from Grants Trust Fund	55,038	-	-	-	-	-	-	-	-	-
Transfer to General Revenue	(288,477)	(784,848)	(367,100)	(644,440)	(2,023,070)	-	-	-	-	-
Total Transfers	(233,439)	(784,848)	(4,096,646)	(644,440)	(2,023,070)	-	-	-	-	-
CHANGE IN ACCOUNT BALANCE	3,167,645	3,813,391	2,017,549	5,246,480	4,253,053	5,631,111	5,734,723	5,840,242	5,947,702	6,057,140
ACCOUNT BALANCE, Beginning of Period	6,578,011	9,745,656	13,559,047	15,576,575	20,823,055	25,076,108	30,707,218	36,441,942	42,282,184	48,229,886
ACCOUNT BALANCE, End of Period	9,745,656	13,559,047	15,576,575	20,823,055	25,076,108	30,707,218	36,441,942	42,282,184	48,229,886	54,287,026

STATE OF FLORIDA
DEPARTMENT OF BUSINESS AND PROFESSIONAL REGULATION
BOARD OF PROFESSIONAL GEOLOGISTS
OPERATING ACCOUNT
ACTUAL AND PROJECTED REVENUES, EXPENSES
AND CHANGES IN ACCOUNT BALANCE
FISCAL YEARS ENDING JUNE 30, 2014 THROUGH JUNE 30, 2023

	Actual					Projected				
	JUNE 30 2014	JUNE 30 2015	JUNE 30 2016	JUNE 30 2017	JUNE 30 2018	JUNE 30 2019	JUNE 30 2020	JUNE 30 2021	JUNE 30 2022	JUNE 30 2023
REVENUES										
Fees and Charges	\$ 32,970	\$ 31,650	\$ 33,095	\$ 32,850	\$ 31,750	\$ 32,375	\$ 32,375	\$ 32,375	\$ 32,375	\$ 32,375
Licenses	226,825	125,230	214,825	137,430	223,315	132,610	223,315	132,610	223,315	132,610
Less: Licenses Waiver	-	-	-	-	-	-	-	-	-	-
Net Licenses	226,825	125,230	214,825	137,430	223,315	132,610	223,315	132,610	223,315	132,610
Fines	15	-	-	33	-	-	-	-	-	-
Investment Earnings	-	-	-	-	-	-	-	-	-	-
Refunds	1,855	4,025	2,294	2,180	3,923	-	-	-	-	-
Other Revenues	3,017	-	-	-	-	-	-	-	-	-
Total Revenues	264,682	160,905	250,214	172,493	258,988	164,985	255,690	164,985	255,690	164,985
EXPENSES										
Board Office										
Board Administrative Office	122,980	127,185	120,197	101,992	102,937	102,940	102,940	102,940	102,940	102,940
Refunds	920	3,350	2,635	2,754	2,315	-	-	-	-	-
Service Charge to General Revenue	# 20,599	12,549	19,582	13,484	20,301	13,199	20,455	13,199	20,455	13,199
Investigations	991	2,005	981	-	1,511	1,511	1,511	1,511	1,511	1,511
Attorney General's Office	12,924	17,831	11,395	15,196	14,922	14,922	14,922	14,922	14,922	14,922
Service Operations										
Central Intake/Licensure	7,164	6,149	8,246	8,952	9,282	9,282	9,282	9,282	9,282	9,282
Call Center	7,338	6,173	7,074	5,672	6,018	6,018	6,018	6,018	6,018	6,018
Revenue Bank Charges	2,682	1,301	2,878	1,008	4,161	1,008	4,161	1,008	4,161	1,008
Testing and Continuing Education	48,442	43,349	35,206	33,525	65,477	65,477	65,477	65,477	65,477	65,477
Department Administrative Costs										
Administration	8,018	2,530	14,829	10,652	13,893	13,893	13,893	13,893	13,893	13,893
Information Technology	26,545	7,955	21,931	20,407	22,537	22,537	22,537	22,537	22,537	22,537
General Counsel/Legal	19,995	22	317	36	362	362	362	362	362	362
Interest Assessment	397	1,341	3,019	1,188	2,905	-	-	-	-	-
Total Expenses	278,995	231,740	248,290	214,866	266,621	251,149	261,558	251,149	261,558	251,149
Excess (Deficiency) of Revenues Over (Under) Expenses	(14,313)	(70,835)	1,924	(42,374)	(7,634)	(86,164)	(5,868)	(86,164)	(5,868)	(86,164)
TRANSFERS										
Transfers (to)/from Administrative Trust Fund	-	-	-	-	-	-	-	-	-	-
Transfers to Working Capital Trust Fund	-	-	-	-	-	-	-	-	-	-
Total Transfers	-	-	-	-	-	-	-	-	-	-
CHANGE IN ACCOUNT BALANCE	(14,313)	(70,835)	1,924	(42,374)	(7,634)	(86,164)	(5,868)	(86,164)	(5,868)	(86,164)
ACCOUNT BALANCE, Beginning of Period	(35,445)	(49,758)	(120,593)	(118,669)	(161,043)	(168,676)	(254,840)	(260,708)	(346,872)	(352,740)
Prior Period Adjustments	-	-	-	-	-	-	-	-	-	-
ACCOUNT BALANCE, End of Period	\$ (49,758)	\$ (120,593)	\$ (118,669)	\$ (161,043)	\$ (168,676)	\$ (254,840)	\$ (260,708)	\$ (346,872)	\$ (352,740)	\$ (438,904)

STATE OF FLORIDA
DEPARTMENT OF BUSINESS AND PROFESSIONAL REGULATION
BOARD OF PROFESSIONAL GEOLOGISTS
UNLICENSED ACTIVITY ACCOUNT
ACTUAL AND PROJECTED REVENUES, EXPENSES
AND CHANGES IN ACCOUNT BALANCE
FISCAL YEARS ENDING JUNE 30, 2014 THROUGH JUNE 30, 2023

	Actual					Projected				
	JUNE 30 2014	JUNE 30 2015	JUNE 30 2016	JUNE 30 2017	JUNE 30 2018	JUNE 30 2019	JUNE 30 2020	JUNE 30 2021	JUNE 30 2022	JUNE 30 2023
REVENUES										
Unlicensed Activity Fees	\$ 7,995	\$ 3,945	\$ 7,325	\$ 4,345	\$ 7,580	\$ 3,945	\$ 7,580	\$ 3,945	\$ 7,580	\$ 3,945
Investment Earnings	542	1,046	1,003	997	1,285	1,847	1,953	2,129	2,240	2,421
Total Revenues	<u>8,537</u>	<u>4,991</u>	<u>8,328</u>	<u>5,342</u>	<u>8,865</u>	<u>5,792</u>	<u>9,533</u>	<u>6,074</u>	<u>9,820</u>	<u>6,366</u>
EXPENSES										
Investigations	190	1,861	753	610	-	-	-	-	-	-
General Counsel/Legal				10	5					
Refunds										
Service Charge to General Revenue	701	471	647	427	709	463	763	486	786	509
Total Expenses	<u>891</u>	<u>2,332</u>	<u>1,400</u>	<u>1,047</u>	<u>714</u>	<u>463</u>	<u>763</u>	<u>486</u>	<u>786</u>	<u>509</u>
TRANSFERS										
Transfers (to)/from Administrative Trust Fund										
Transfers to Working Capital Trust Fund										
Total Transfers	<u>-</u>	<u>-</u>	<u>-</u>	<u>-</u>	<u>-</u>	<u>-</u>	<u>-</u>	<u>-</u>	<u>-</u>	<u>-</u>
CHANGE IN ACCOUNT BALANCE	7,646	2,659	6,928	4,295	8,151	5,328	8,771	5,588	9,035	5,857
ACCOUNT BALANCE, Beginning of Period	<u>62,657</u>	<u>70,303</u>	<u>72,962</u>	<u>79,890</u>	<u>84,185</u>	<u>92,336</u>	<u>97,665</u>	<u>106,436</u>	<u>112,023</u>	<u>121,058</u>
Prior Period Adjustment										
ACCOUNT BALANCE, End of Period	<u>\$ 70,303</u>	<u>\$ 72,962</u>	<u>\$ 79,890</u>	<u>\$ 84,185</u>	<u>\$ 92,336</u>	<u>\$ 97,665</u>	<u>\$ 106,436</u>	<u>\$ 112,023</u>	<u>\$ 121,058</u>	<u>\$ 126,915</u>

STATE OF FLORIDA
DEPARTMENT OF BUSINESS AND PROFESSIONAL REGULATION
BOARD OF PILOT COMMISSIONERS
OPERATING ACCOUNT
ACTUAL AND PROJECTED REVENUES, EXPENSES
AND CHANGES IN ACCOUNT BALANCE
FISCAL YEARS ENDING JUNE 30, 2014 THROUGH JUNE 30, 2023

	Actual					Projected				
	JUNE 30 2014	JUNE 30 2015	JUNE 30 2016	JUNE 30 2017	JUNE 30 2018	JUNE 30 2019	JUNE 30 2020	JUNE 30 2021	JUNE 30 2022	JUNE 30 2023
REVENUES										
Fees and Charges	\$ 14,802	\$ 22,007	\$ 17,900	\$ 15,423	\$ 20,050	\$ 20,050	\$ 20,050	\$ 20,050	\$ 20,050	\$ 20,050
Licenses	1,295	6,652	(13,813)	17,955	1,045	18,000	1,045	18,000	1,045	18,000
Less: Licenses Waiver	-	-	-	-	-	-	-	-	-	-
Net Licenses	1,295	6,652	(13,813)	17,955	1,045	18,000	1,045	18,000	1,045	18,000
Fines	-	870	1,981	1,271	-	-	-	-	-	-
Gross Pilotage Assessment	352,452	385,396	356,514	417,410	379,003	379,003	379,003	379,003	379,003	379,003
Investment Earnings (Assessment)	1,020	(1,037)	-	(1,693)	(4,396)	-	-	-	-	-
Refunds	12,577	(599)	26,079	(10,466)	2,367	-	-	-	-	-
Other Revenues	-	-	(464)	-	7,142	-	-	-	-	-
Total Revenues	382,146	413,289	388,197	439,900	405,211	417,053	400,098	417,053	400,098	417,053
EXPENSES										
Board Office										
Board Administrative Office	175,430	275,813	278,658	219,063	257,069	257,072	257,072	257,072	257,072	257,072
Refunds	-	400	-	1,200	200	-	-	-	-	-
Service Charge to General Revenue	30,653	33,412	31,063	35,096	33,787	33,364	32,008	33,364	32,008	33,364
Professional Regulation Division										
Attorney General's Office	27,437	87,340	28,355	28,678	104,290	28,678	28,678	28,678	28,678	28,678
Service Operations										
Central Intake/Licensure	2,457	3,657	3,898	4,193	3,922	4,193	3,922	4,193	3,922	3,922
Call Center	623	825	407	800	989	989	989	989	989	989
Revenue Bank Charges	53	179	173	197	299	299	299	299	299	299
Testing and Continuing Education	87,761	89,665	127,752	98,118	125,224	125,224	125,224	125,224	125,224	125,224
Department Administrative Costs										
Administration	2,399	23,636	15,931	10,697	15,186	15,186	15,186	15,186	15,186	15,186
Information Technology	16,446	6,026	17,486	14,419	13,083	13,083	13,083	13,083	13,083	13,083
General Counsel/Legal	13,154	21,046	14,797	10,891	11,307	11,307	11,307	11,307	11,307	11,307
Interest on Temporary Investments	-	-	464	-	-	-	-	-	-	-
Investigations	1,011	539	506	800	506	-	-	-	-	-
Total Expenses	357,424	542,538	519,490	424,152	565,862	489,395	487,768	489,395	487,768	489,124
Excess (Deficiency) of Revenues Over (Under) Expenses	24,723	(129,249)	(131,293)	15,748	(160,651)	(72,342)	(87,669)	(72,342)	(87,669)	(72,071)
TRANSFERS										
Transfers (to)/from Administrative Trust Fund	-	-	-	-	-	-	-	-	-	-
Transfer to Pilot Rate Review	-	-	-	-	-	-	-	-	-	-
Transfers to Working Capital Trust Fund	-	-	-	-	-	-	-	-	-	-
Total Transfers	-	-	-	-	-	-	-	-	-	-
CHANGE IN ACCOUNT BALANCE	24,723	(129,249)	(131,293)	15,748	(160,651)	(72,342)	(87,669)	(72,342)	(87,669)	(72,071)
ACCOUNT BALANCE, Beginning of Period	32,522	57,244	(72,005)	(203,298)	(186,925)	(347,576)	(419,917)	(507,587)	(579,929)	(667,598)
Prior Period Adjustment	-	-	-	-	-	-	-	-	-	-
ACCOUNT BALANCE, End of Period	\$ 57,244	\$ (72,005)	\$ (203,298)	\$ (186,925)	\$ (347,576)	\$ (419,917)	\$ (507,587)	\$ (579,929)	\$ (667,598)	\$ (739,669)

STATE OF FLORIDA
DEPARTMENT OF BUSINESS AND PROFESSIONAL REGULATION
BOARD OF PILOT COMMISSIONERS
UNLICENSED ACTIVITY ACCOUNT
ACTUAL AND PROJECTED REVENUES, EXPENSES
AND CHANGES IN ACCOUNT BALANCE
FISCAL YEARS ENDING JUNE 30, 2014 THROUGH JUNE 30, 2023

	Actual					Projected				
	JUNE 30 2014	JUNE 30 2015	JUNE 30 2016	JUNE 30 2017	JUNE 30 2018	JUNE 30 2019	JUNE 30 2020	JUNE 30 2021	JUNE 30 2022	JUNE 30 2023
REVENUES										
Unlicensed Activity Fees	\$ 5	\$ 535		\$ 445	\$ 55	\$ 445	\$ 55	\$ 445	\$ 55	\$ 445
Investment Earnings	11	24	24	31	43	28	64	66	76	78
Total Revenues	16	559	24	476	98	473	119	511	131	523
EXPENSES										
Investigations			125							
Service Charge to General Revenue	2	45	2	2	3	38	10	41	10	42
Total Expenses	2	45	127	2	3	38	10	41	10	42
Excess (Deficiency) of Revenues Over (Under) Expenses	14	514	(103)	474	95	435	110	471	120	481
TRANSFERS										
Transfers (to)/from Administrative Trust Fund										
Transfers to Working Capital Trust Fund										
Total Transfers	-	-	-	-	-	-	-	-	-	-
CHANGE IN ACCOUNT BALANCE	14	514	(103)	474	95	435	110	471	120	481
ACCOUNT BALANCE, Beginning of Period	1,783	1,797	2,311	2,208	2,682	2,777	3,212	3,322	3,792	3,913
Prior Period Adjustment										
ACCOUNT BALANCE, End of Period	\$ 1,797	\$ 2,311	\$ 2,208	\$ 2,682	\$ 2,777	\$ 3,212	\$ 3,322	\$ 3,792	\$ 3,913	\$ 4,394

STATE OF FLORIDA
DEPARTMENT OF BUSINESS AND PROFESSIONAL REGULATION
Home Inspection
OPERATING ACCOUNT
ACTUAL AND PROJECTED REVENUES, EXPENSES
AND CHANGES IN ACCOUNT BALANCES
FISCAL YEARS ENDING JUNE 30, 2014 THROUGH JUNE 30, 2023

	Actual					Projected				
	JUNE 30 2014	JUNE 30 2015	JUNE 30 2016	JUNE 30 2017	JUNE 30 2018	JUNE 30 2019	JUNE 30 2020	JUNE 30 2021	JUNE 30 2022	JUNE 30 2023
REVENUES										
Fees and Charges	\$ 65,170	\$ 74,097	\$ 89,303	\$ 96,655	\$ 103,755	\$ 103,755	\$ 103,755	\$ 103,755	\$ 103,755	\$ 103,755
Licenses	459,871	125,537	388,627	532,930	433,639	470,070	433,639	470,070	433,639	470,070
Less: Licenses Waiver	(383,000)	-	-	-	-	-	-	-	-	-
Net Licenses	76,871	125,537	388,627	532,930	433,639	470,070	433,639	470,070	433,639	470,070
Fines	1,563	1,525	-	1,192	(6)	(6)	(6)	(6)	(6)	(6)
Investment Earnings	13,254	18,694	17,014	23,942	24,018	32,262	35,805	38,743	42,406	45,466
Refunds	4,908	4,124	4,365	5,504	-	-	-	-	-	-
Other Revenues					5,485					
Total Revenues	161,766	223,977	499,309	660,223	566,891	606,080	573,193	612,562	579,794	619,285
EXPENSES										
Board Office										
Board Administrative Office	71,933	72,769	71,865	73,101	78,689	78,689	78,689	78,689	78,689	78,689
Service Charge to General Revenue	13,089	17,089	39,827	52,226	45,024	48,486	45,855	49,005	46,384	49,543
Refunds	4,065	6,004	1,905	7,398	4,090	-	-	-	-	-
Professional Regulation Division										
Investigations	66,577	37,104	52,496	50,046	82,670	82,670	82,670	82,670	82,670	82,670
Attorney General's Office	-	-	-	-	-	-	-	-	-	-
Service Operations										
Central Intake/Licensure	45,726	45,140	50,521	54,160	63,099	63,099	63,099	63,099	63,099	63,099
Call Center	42,848	39,681	43,308	45,560	39,037	39,037	39,037	39,037	39,037	39,037
Revenue Bank Charges	892	1,575	6,119	5,707	14,733	14,733	14,733	14,733	14,733	14,733
Testing and Continuing Education	41,601	33,702	42,137	24,310	22,122	22,122	22,122	22,122	22,122	22,122
Department Administrative Costs										
Administration	28,213	20,560	33,362	29,117	33,131	33,131	33,131	33,131	33,131	33,131
Information Technology	38,270	32,637	37,618	26,328	40,977	40,977	40,977	40,977	40,977	40,977
General Counsel/Legal	28,742	5,897	6,661	2,032	5,964	5,964	5,964	5,964	5,964	5,964
Total Expenses	381,956	312,158	385,817	369,985	429,536	428,908	426,277	429,427	426,806	429,965
Excess (Deficiency) of Revenues Over (Under) Expenses	(220,190)	(88,181)	113,492	290,238	137,355	177,172	146,915	183,135	152,988	189,320
TRANSFERS										
Transfers (to)/from Administrative Trust Fund										
Transfer to General Revenue	(27,878)	(68,167)	(28,300)	(47,260)	(123,900)					
Total Transfers	(27,878)	(68,167)	(28,300)	(47,260)	(123,900)	-	-	-	-	-
CHANGE IN ACCOUNT BALANCE	(248,068)	(156,348)	85,192	242,978	13,455	177,172	146,915	183,135	152,988	189,320
ACCOUNT BALANCE, Beginning of Period	1,675,869	1,427,801	1,271,453	1,356,644	1,599,622	1,613,077	1,790,249	1,937,165	2,120,300	2,273,288
Prior Period Adjustment										
ACCOUNT BALANCE, End of Period	\$ 1,427,801	\$ 1,271,453	\$ 1,356,644	\$ 1,599,622	\$ 1,613,077	\$ 1,790,249	\$ 1,937,165	\$ 2,120,300	\$ 2,273,288	\$ 2,462,608

STATE OF FLORIDA
DEPARTMENT OF BUSINESS AND PROFESSIONAL REGULATION
HOME INSPECTIONS
UNLICENSED ACTIVITY ACCOUNT
ACTUAL AND PROJECTED REVENUES, EXPENSES
AND CHANGES IN ACCOUNT BALANCE
FISCAL YEARS ENDING JUNE 30, 2014 THROUGH JUNE 30, 2023

	Actual					Projected				
	JUNE 30 2014	JUNE 30 2015	JUNE 30 2016	JUNE 30 2017	JUNE 30 2018	JUNE 30 2019	JUNE 30 2020	JUNE 30 2021	JUNE 30 2022	JUNE 30 2023
REVENUES										
Unlicensed Activity Fees	\$ 22,285	\$ 18,205	\$ 18,830	\$ 22,875	\$ 21,625	\$ 22,875	\$ 18,830	\$ 22,875	\$ 18,830	\$ 22,875
Investment Earnings	485	792	769	948	1,298	1,950	2,337	2,657	3,057	3,390
Fines										
Total Revenues	22,770	18,997	19,599	23,823	22,923	24,825	21,167	25,532	21,887	26,265
EXPENSES										
Investigations	26,032	9,652	3,002	7,749	3,489	3,489	3,489	3,489	3,489	3,489
General Counsel/Legal	-	-	-	-	-	-	-	-	-	-
Refunds	750			5						
Service Charge to General Revenue	1,772	1,507	1,555	1,905	1,834	1,986	1,693	2,043	1,751	2,101
Total Expenses	28,554	11,159	4,557	9,659	5,323	5,475	5,182	5,532	5,240	5,590
TRANSFERS										
Transfers (to)/from Administrative Trust Fund										
Transfers to Working Capital Trust Fund	(1,318)	(2,811)	(1,400)							
Total Transfers	(1,318)	(2,811)	(1,400)	-	-	-	-	-	-	-
CHANGE IN ACCOUNT BALANCE										
	(7,102)	5,027	13,642	14,164	17,600	19,350	15,985	20,000	16,647	20,675
ACCOUNT BALANCE, Beginning of Period										
	54,181	47,079	52,106	65,748	79,912	97,512	116,863	132,848	152,848	169,495
Adjustment to increase Beginning Account Balance										
ACCOUNT BALANCE, End of Period										
	\$ 47,079	\$ 52,106	\$ 65,748	\$ 79,912	\$ 97,512	\$ 116,863	\$ 132,848	\$ 152,848	\$ 169,495	\$ 190,170

STATE OF FLORIDA
DEPARTMENT OF BUSINESS AND PROFESSIONAL REGULATION
BOARD OF LANDSCAPE ARCHITECTURE
OPERATING ACCOUNT
ACTUAL AND PROJECTED REVENUES, EXPENSES
AND CHANGES IN ACCOUNT BALANCE
FISCAL YEARS ENDING JUNE 30, 2014 THROUGH JUNE 30, 2023

	Actual					Projected				
	JUNE 30 2014	JUNE 30 2015	JUNE 30 2016	JUNE 30 2017	JUNE 30 2018	JUNE 30 2019	JUNE 30 2020	JUNE 30 2021	JUNE 30 2022	JUNE 30 2023
REVENUES										
Fees and Charges	\$ 43,879	\$ 43,665	\$ 43,665	\$ 47,789	\$ 55,740	\$ 55,240	\$ 55,740	\$ 55,240	\$ 55,740	\$ 55,740
Licenses	471,835	21,314	373,806	24,227	273,443	23,725	273,730	23,725	273,730	23,725
Less: Licenses Waiver	-	-	-	-	-	-	-	-	-	-
Net Licenses	471,835	21,314	373,810	24,227	273,443	23,725	273,730	23,725	273,730	23,725
Fines	-	343	-	14	19	-	-	-	-	-
Investment Earnings	5,296	7,941	10,239	10,130	11,936	7,674	7,028	8,536	7,918	18,867
Refunds	5,091	2,387	9,158	2,148	-	-	-	-	-	-
Other Revenues	-	-	-	-	7,228	-	-	-	-	-
Total Revenues	526,101	75,650	436,872	84,307	348,365	86,639	336,498	87,501	337,388	98,332
EXPENSES										
Board Office										
Board Administrative Office	120,474	103,077	63,098	67,704	55,572	55,572	55,572	55,572	55,572	55,572
Refunds	3,374	2,788	7,210	3,139	6,548	-	-	-	-	-
Service Charge to General Revenue	42,004	5,691	34,392	6,493	27,345	6,931	26,920	7,000	26,991	7,867
Professional Regulation Division										
Attorney General's Office	11,786	14,486	4,969	6,630	6,586	6,586	6,586	6,586	6,586	6,586
Service Operations										
Central Intake	11,020	3,262	7,685	3,296	8,481	3,296	8,481	3,296	8,481	3,296
Call Center	14,454	7,527	14,376	8,108	12,819	8,108	12,819	8,108	12,819	8,108
Revenue Bank Charges	4,773	332	4,881	441	5,058	441	5,058	441	5,058	441
Testing and Continuing Education	44,610	22,263	40,292	39,988	42,379	42,379	42,379	42,379	42,379	42,379
Department Administrative Costs										
Administration	12,529	3,606	19,315	6,922	13,821	13,821	13,821	13,821	13,821	13,821
Information Technology	38,500	5,601	10,854	5,674	11,560	11,560	11,560	11,560	11,560	11,560
General Counsel/Legal	10,259	5,777	2,430	12	524	524	524	524	524	524
Investigations	4,930	3,009	492	653	2,015	2,015	2,015	2,015	2,015	152,169
Total Expenses	318,713	177,419	209,994	149,060	192,708	151,233	185,735	149,287	185,806	302,322
Excess (Deficiency) of Revenues Over (Under) Expenses	207,388	(101,769)	226,878	(64,753)	155,657	(64,594)	150,763	(61,786)	151,582	(203,990)
TRANSFERS										
Transfers (to)/from Administrative Trust Fund										
Transfer To General Revenue	-	-	(15,800)	(19,800)	(59,000)	-	-	-	-	-
Total Transfers	-	-	(15,800)	(19,800)	(59,000)	-	-	-	-	-
CHANGE IN ACCOUNT BALANCE	207,388	(101,769)	211,078	(84,553)	96,657	(64,594)	150,763	(61,786)	151,582	(203,990)
ACCOUNT BALANCE, Beginning of Period	438,584	645,972	544,203	755,289	670,736	767,393	702,799	853,562	791,775	943,357
Prior Period Adjustment										
ACCOUNT BALANCE, End of Period	\$ 645,972	\$ 544,203	\$ 755,289	\$ 670,736	\$ 767,393	\$ 702,799	\$ 853,562	\$ 791,775	\$ 943,357	\$ 739,367

STATE OF FLORIDA
DEPARTMENT OF BUSINESS AND PROFESSIONAL REGULATION
BOARD OF LANDSCAPE ARCHITECTURE
UNLICENSED ACTIVITY ACCOUNT
ACTUAL AND PROJECTED REVENUES, EXPENSES
AND CHANGES IN ACCOUNT BALANCE
FISCAL YEARS ENDING JUNE 30, 2014 THROUGH JUNE 30, 2023

	Actual					Projected				
	JUNE 30 2014	JUNE 30 2015	JUNE 30 2016	JUNE 30 2017	JUNE 30 2018	JUNE 30 2019	JUNE 30 2020	JUNE 30 2021	JUNE 30 2022	JUNE 30 2023
REVENUES										
Unlicensed Activity Fees	\$ 7,800	\$ 375	\$ 7,998	\$ 452	\$ 450	\$ 450	\$ 8,105	\$ 450	\$ 8,105	\$ 450
Investment Earnings	288	504	547	489	569	377	368	430	423	970
Total Revenues	8,088	879	8,545	941	1,019	827	8,473	880	8,528	1,420
EXPENSES										
Investigations	1,808	1,861	1,000	1,845	4,414	1,589	1,589	1,589	1,589	1,589
General Counsel/Legal DOAH										
Service Charge to General Revenue	657	60	662	75	81	66	678	70	682	114
Refunds			10		10					
Total Expenses	2,465	1,921	1,672	1,920	4,505	1,655	2,267	1,659	2,271	1,703
CHANGE IN NET ASSETS	5,623	(1,042)	6,873	(979)	(3,486)	(829)	6,206	(779)	6,256	(282)
TRANSFERS										
Transfers (to)/from Administrative Trust Fund										
Transfers to Working Capital Trust Fund										
Total Transfers	-	-	-	-	-	-	-	-	-	-
ACCOUNT BALANCE, Beginning of Period	30,665	36,288	35,246	42,119	41,140	37,654	36,825	43,032	42,253	48,509
Prior Period Adjustment										
ACCOUNT BALANCE, End of Period	\$ 36,288	\$ 35,246	\$ 42,119	\$ 41,140	\$ 37,654	\$ 36,825	\$ 43,032	\$ 42,253	\$ 48,509	\$ 48,226

STATE OF FLORIDA
DEPARTMENT OF BUSINESS AND PROFESSIONAL REGULATION
Mold Related Services
OPERATING ACCOUNT
ACTUAL AND PROJECTED REVENUES, EXPENSES
AND CHANGES IN ACCOUNT BALANCES
FISCAL YEARS ENDING JUNE 30, 2014 THROUGH JUNE 30, 2023

	Actual					Projected				
	JUNE 30 2014	JUNE 30 2015	JUNE 30 2016	JUNE 30 2017	JUNE 30 2018	JUNE 30 2019	JUNE 30 2020	JUNE 30 2021	JUNE 30 2022	JUNE 30 2023
REVENUES										
Fees and Charges	\$ 15,820	\$ 22,642	\$ 32,334	\$ 47,770	\$ 85,600	\$ 86,125	\$ 86,125	\$ 86,125	\$ 86,125	\$ 86,125
Licenses	246,040	48,118	192,542	273,495	300,835	250,900	300,835	250,900	299,710	250,900
Less: Licenses Waiver	(217,700)	-	-	-	-	-	-	-	-	-
Net Licenses	28,340	48,118	192,542	273,495	300,835	250,900	300,835	250,900	299,710	250,900
Fines	(15)	865	-	123	(13)	-	-	-	-	-
Investment Earnings	8,147	10,191	8,325	11,358	11,488	7,991	9,029	10,176	11,234	12,391
Refunds	3,220	3,227	1,550	7,236	-	-	-	-	-	-
Other Revenues	-	-	-	-	1,614	-	-	-	-	-
Total Revenues	55,512	85,043	234,751	339,982	399,525	345,016	395,989	347,201	397,069	349,416
EXPENSES										
Board Office										
Board Administrative Office	69,080	74,243	71,831	70,140	76,285	76,285	76,285	76,285	76,285	76,285
Refunds	1,095	4,636	1,225	5,759	1,475	-	-	-	-	-
Service Charge to General Revenue	4,568	6,235	18,689	26,738	31,844	27,601	31,679	27,776	31,766	27,953
Professional Regulation Division										
Investigations	50,291	42,100	24,045	24,285	20,655	20,655	20,655	20,655	20,655	20,655
Attorney General's Office	-	-	-	-	-	-	-	-	-	-
Service Operations										
Central Intake/Licensure	7,515	11,494	14,752	22,071	36,317	22,071	36,317	22,071	36,317	22,071
Call Center	20,768	18,520	18,842	21,380	26,628	21,380	26,628	21,380	26,628	21,380
Revenue Bank Charges	588	578	2,574	2,326	7,886	7,886	7,886	7,886	7,886	7,886
Testing and Continuing Education	49,399	19,433	31,554	20,156	28,864	20,156	28,864	20,156	28,864	20,156
Department Administrative Costs										
Administration	15,347	11,705	22,909	19,936	27,631	19,936	27,631	19,936	27,631	19,936
Information Technology	25,439	17,775	20,427	14,132	24,024	24,024	24,024	24,024	24,024	24,024
General Counsel/Legal	21,547	12,538	55	654	1,271	1,271	1,271	1,271	1,271	1,271
DOAH	-	-	-	-	-	-	-	-	-	-
Total Expenses	265,637	219,257	226,903	227,577	282,880	241,265	281,240	241,440	281,327	241,617
Excess (Deficiency) of Revenues Over (Under) Expenses	(210,125)	(134,214)	7,848	112,405	116,645	103,751	114,749	105,761	115,742	107,799
TRANSFERS										
Transfers (to)/from Administrative Trust Fund	-	-	-	-	-	-	-	-	-	-
Transfer to General Revenue	(15,304)	(35,652)	(13,700)	(22,120)	(61,050)	-	-	-	-	-
Total Transfers	(15,304)	(35,652)	(13,700)	(22,120)	(61,050)	-	-	-	-	-
CHANGE IN ACCOUNT BALANCE	(225,429)	(169,866)	(5,852)	90,285	55,595	103,751	114,749	105,761	115,742	107,799
ACCOUNT BALANCE, Beginning of Period	1,054,390	828,961	659,095	653,244	743,529	799,124	902,875	1,017,623	1,123,384	1,239,127
Prior Period Adjustment	-	-	-	-	-	-	-	-	-	-
ACCOUNT BALANCE, End of Period	\$ 828,961	\$ 659,095	\$ 653,244	\$ 743,529	\$ 799,124	\$ 902,875	\$ 1,017,623	\$ 1,123,384	\$ 1,239,127	\$ 1,346,926

STATE OF FLORIDA
DEPARTMENT OF BUSINESS AND PROFESSIONAL REGULATION
Mold Related Services
UNLICENSED ACTIVITY ACCOUNT
ACTUAL AND PROJECTED REVENUES, EXPENSES
AND CHANGES IN ACCOUNT BALANCE
FISCAL YEARS ENDING JUNE 30, 2014 THROUGH JUNE 30, 2023

	Actual					Projected				
	JUNE 30 2014	JUNE 30 2015	JUNE 30 2016	JUNE 30 2017	JUNE 30 2018	JUNE 30 2019	JUNE 30 2020	JUNE 30 2021	JUNE 30 2022	JUNE 30 2023
REVENUES										
Unlicensed Activity Fees	\$ 12,070	\$ 9,060	\$ 9,495	\$ 11,930	\$ 14,870	\$ 11,930	\$ 14,870	\$ 11,930	\$ 14,870	\$ 11,930
Investment Earnings	230	166	(19)	3	-	-	-	-	-	-
Unlicensed Fines			4901	3,356	1,511					
Total Revenues	12,300	9,226	14,377	15,289	16,381	11,930	14,870	11,930	14,870	11,930
EXPENSES										
Investigations	24,138	23,861	14,128	26,186	18,036	18,036	18,036	18,036	18,036	18,036
Refunds				15	-					
Service Charge to General Revenue	987	736	1,131	1,222	1,294	954	1,190	954	1,190	954
General Counsel					209					
Total Expenses	25,125	24,597	15,259	27,423	19,539	18,990	19,226	18,990	19,226	18,990
TRANSFERS										
Transfers (to)/from Administrative Trust Fund										
Transfers to Working Capital Trust Fund	(553)	(217)								
Total Transfers	(553)	(217)	-	-	-	-	-	-	-	-
CHANGE IN ACCOUNT BALANCE	(13,378)	(15,154)	(882)	(12,134)	(3,158)	(7,060)	(4,356)	(7,060)	(4,356)	(7,060)
ACCOUNT BALANCE, Beginning of Period	31,369	17,991	2,401	1,519	(10,615)	(13,774)	(20,834)	(25,190)	(32,250)	(36,606)
Prior Period Adjustment										
ACCOUNT BALANCE, End of Period	\$ 17,991	\$ 2,401	\$ 1,519	\$ (10,615)	\$ (13,774)	\$ (20,834)	\$ (25,190)	\$ (32,250)	\$ (36,606)	\$ (43,666)

STATE OF FLORIDA
DEPARTMENT OF BUSINESS AND PROFESSIONAL REGULATION
FLORIDA REAL ESTATE APPRAISAL BOARD
OPERATING ACCOUNT
ACTUAL AND PROJECTED REVENUES, EXPENSES
AND CHANGES IN ACCOUNT BALANCE
FISCAL YEARS ENDING JUNE 30, 2014 THROUGH JUNE 30, 2023

	Actual					Projected				
	JUNE 30 2014	JUNE 30 2015	JUNE 30 2016	JUNE 30 2017	JUNE 30 2018	JUNE 30 2019	JUNE 30 2020	JUNE 30 2021	JUNE 30 2022	JUNE 30 2023
REVENUES										
Fees and Charges	\$ 78,310	\$ 583,075	\$ 73,203	\$ 543,853	\$ 71,159	\$ 559,044	\$ 73,804	\$ 559,044	\$ 73,804	\$ 559,044
Licenses	122,171	1,385,654	108,436	1,352,810	112,691	1,352,210	110,810	1,352,210	110,810	1,352,210
Less: Licenses Waiver	-	-	-	-	-	-	-	-	-	-
Net Licenses	122,171	1,385,654	108,436	1,352,810	112,691	1,352,210	110,810	1,352,210	110,810	1,352,210
Fines	76,586	(27,478)	28,982	22,906	34,179	23,000	23,000	23,000	23,000	23,000
Investment Earnings	2,698	17,903	15,158	24,357	15,913	9,687	13,509	6,664	10,458	3,585
Refunds	80	22,101	4,364	18,589	99	-	-	-	-	-
Other Revenues	(4,882)	-	-	14,580	11,295	-	-	-	-	-
Total Revenues	274,963	1,981,255	230,143	1,977,095	245,336	1,943,941	221,122	1,940,917	218,071	1,937,838
EXPENSES										
Division Office										
Division Administrative Office	110,061	112,247	108,095	80,202	70,072	70,072	70,072	70,072	70,072	70,072
Division Legal Office	-	-	-	61,757	249,665	249,665	249,665	249,665	249,665	249,665
Service Charge to General Revenue 8% of Revenue	22,879	163,034	18,722	157,067	19,042	155,515	17,690	155,273	17,446	155,027
Investigations	-	-	-	131,603	134,884	134,884	134,884	134,884	134,884	134,884
Payments To Federal Appraisal Subcommittee	11,920	512,600	13,640	513,440	14,035	504,960	18,800	504,960	18,800	504,960
Refunds	3,215	10,085	7,855	13,135	7,309	-	-	-	-	-
Attorney General's Office	63,383	52,539	35,576	30,913	36,681	36,681	36,681	36,681	36,681	36,681
Service Operations										
Central Intake/Licensure	23,810	23,008	15,274	22,655	23,941	23,941	23,941	23,941	23,941	23,941
Call Center	29,172	45,268	22,965	37,129	25,794	37,129	25,794	37,129	25,794	37,129
Revenue Bank Charges	1,567	22,041	1,876	22,874	2,048	22,874	2,048	22,874	2,048	22,874
Testing and Continuing Education	-	-	-	42,830	68,126	68,126	68,126	68,126	68,126	68,126
Department Administrative Costs										
Administration	19,007	56,541	18,880	27,091	16,861	16,861	16,861	16,861	16,861	16,861
Information Technology	38,579	47,174	42,160	38,957	38,140	38,140	38,140	38,140	38,140	38,140
General Counsel/Legal	-	-	-	172,804	202,916	202,916	202,916	202,916	202,916	202,916
Total Expenses	323,593	1,044,537	285,043	1,352,457	909,514	1,561,764	905,618	1,561,522	905,374	1,561,276
Excess (Deficiency) of Revenues										
Over (Under) Expenses	(48,630)	936,718	(54,900)	624,638	(664,178)	382,176	(684,495)	379,395	(687,302)	376,562
TRANSFERS										
Transfers (to)/from Administrative Trust Fund										
Transfer Excess Cash To General Revenue										
Transfer In From Real Estate Commission		(64,919)	(23,100)	(43,400)	(58,300)	-	-	-	-	-
Total Transfers	-	(64,919)	(23,100)	(43,400)	(58,300)	-	-	-	-	-
CHANGE IN ACCOUNT BALANCE	(48,630)	871,799	(78,000)	581,238	(722,478)	382,176	(684,495)	379,395	(687,302)	376,562
ACCOUNT BALANCE, Beginning of Period	364,758	316,128	1,187,927	1,109,927	1,691,165	968,687	1,350,864	666,368	1,045,763	358,461
Prior Period Adjustment										
ACCOUNT BALANCE, End of Period	\$ 316,128	\$ 1,187,927	\$ 1,109,927	\$ 1,691,165	\$ 968,687	\$ 1,350,864	\$ 666,368	\$ 1,045,763	\$ 358,461	\$ 735,023

STATE OF FLORIDA
DEPARTMENT OF BUSINESS AND PROFESSIONAL REGULATION
FLORIDA REAL ESTATE APPRAISAL BOARD
UNLICENSED ACTIVITY ACCOUNT
ACTUAL AND PROJECTED REVENUES, EXPENSES
AND CHANGES IN ACCOUNT BALANCE
FISCAL YEARS ENDING JUNE 30, 2014 THROUGH JUNE 30, 2023

	Actual					Projected				
	JUNE 30 2014	JUNE 30 2015	JUNE 30 2016	JUNE 30 2017	JUNE 30 2018	JUNE 30 2019	JUNE 30 2020	JUNE 30 2021	JUNE 30 2022	JUNE 30 2023
REVENUES										
Unlicensed Activity Fees	\$ 2,495	\$ 37,540	\$ 2,250	\$ 2,055	\$ 2,025	\$ 38,205	\$ 2,250	\$ 38,205	\$ 2,250	\$ 38,205
Investment Earnings	812	1,938	1,543	1,667	2,104	1,491	1,856	1,894	2,263	2,305
Total Revenues	3,307	39,478	3,793	3,722	4,129	39,696	4,106	40,099	4,513	40,510
EXPENSES										
Service Charge to General Revenue	291	3,129	278	295	329	3,176	329	3,208	361	3,241
General Counsel/Legal	345									
Refunds			35	40	15					
Investigations	8,450	1,850	-	-	-	-	-	-	-	-
Total Expenses	9,086	4,979	313	335	344	3,176	329	3,208	361	3,241
Excess (Deficiency) of Revenues Over (Under) Expenses	(5,779)	34,499	3,480	3,387	3,785	36,521	3,778	36,891	4,152	37,269
TRANSFERS										
Transfers (to)/from Administrative Trust Fund										
Transfer to Operating Account	-	-	-	-	-	-	-	-	-	-
Transfer Excess Cash To General Revenue										
Total Transfers	-	-	-	-	-	-	-	-	-	-
CHANGE IN ACCOUNT BALANCE	(5,779)	34,499	3,480	3,387	3,785	36,521	3,778	36,891	4,152	37,269
ACCOUNT BALANCE, Beginning of Period	109,751	103,972	138,471	141,952	145,339	149,124	185,645	189,422	226,314	230,466
Adjustmnet to decrease Beginning Account Balance										
ACCOUNT BALANCE, End of Period	\$ 103,972	\$ 138,471	\$ 141,952	\$ 145,339	\$ 149,124	\$ 185,645	\$ 189,422	\$ 226,314	\$ 230,466	\$ 267,735

STATE OF FLORIDA
DEPARTMENT OF BUSINESS AND PROFESSIONAL REGULATION
FLORIDA REAL ESTATE COMMISSION
EDUCATION AND RESEARCH FOUNDATION ACCOUNT
ACTUAL AND PROJECTED REVENUES, EXPENSES
AND CHANGES IN ACCOUNT BALANCE
FISCAL YEARS ENDING JUNE 30, 2014 THROUGH JUNE 30, 2023

	Actual					Projected				
	JUNE 30 2014	JUNE 30 2015	JUNE 30 2016	JUNE 30 2017	JUNE 30 2018	JUNE 30 2019	JUNE 30 2020	JUNE 30 2021	JUNE 30 2022	JUNE 30 2023
REVENUES										
Investment Earnings	\$ 26,358	\$ 44,220	\$ 40,182	\$ 41,799	\$ 44,098	\$ 62,203	\$ 63,347	\$ 64,513	\$ 65,700	\$ 66,909
Miscellaneous			2,500							
Total Revenues	26,358	44,220	42,682	41,799	44,098	62,203	63,347	64,513	65,700	66,909
EXPENSES										
Unlicensed Activity										
Service Charge to General Revenue	2,961	2,630	3,221	3,587	3,528	4,976	5,068	5,161	5,256	5,353
Scholarships	150,000	148,593	149,514	122,234		-	-	-	-	-
Total Expenses	152,961	151,223	152,735	125,821	3,528	4,976	5,068	5,161	5,256	5,353
Excess (Deficiency) of Revenues Over (Under) Expenses	(126,603)	(107,003)	(110,053)	(84,022)	40,570	57,226	58,279	59,352	60,444	61,556
TRANSFERS										
Transfers (to)/from Administrative Trust Fund										
Transfer To General Revenue-Special Session I										
Transfer From FREC			2,516	150,000						
Total Transfers	-	-	2,516	150,000	-	-	-	-	-	-
CHANGE IN ACCOUNT BALANCE	(126,603)	(107,003)	(107,537)	65,978	40,570	57,226	58,279	59,352	60,444	61,556
ACCOUNT BALANCE, Beginning of Period	3,341,143	3,214,540	3,107,537	3,000,000	3,069,565	3,110,135	3,167,362	3,225,641	3,284,993	3,345,437
Restricted	3,000,000	3,000,000	3,000,000	3,000,000	3,000,000	3,000,000	3,000,000	3,000,000	3,000,000	3,000,000
Prior Period Adjustment										
ACCOUNT BALANCE, End of Period	\$ 214,540	\$ 107,537	\$ 0	\$ 69,565	\$ 110,135	\$ 167,362	\$ 225,641	\$ 284,993	\$ 345,437	\$ 406,993

STATE OF FLORIDA
DEPARTMENT OF BUSINESS AND PROFESSIONAL REGULATION
FLORIDA REAL ESTATE COMMISSION
OPERATING ACCOUNT
ACTUAL AND PROJECTED REVENUES, EXPENSES
AND CHANGES IN ACCOUNT BALANCE
FISCAL YEARS ENDING JUNE 30, 2014 THROUGH JUNE 30, 2023

	Actual					Projected				
	JUNE 30 2014	JUNE 30 2015	JUNE 30 2016	JUNE 30 2017	JUNE 30 2018	JUNE 30 2019	JUNE 30 2020	JUNE 30 2021	JUNE 30 2022	JUNE 30 2023
REVENUES										
Fees and Charges	\$ 1,233,033	\$ 1,311,911	\$ 1,261,126	\$ 1,068,577	\$ 1,011,774	\$ 1,011,774	\$ 1,011,774	\$ 1,011,774	\$ 1,011,774	\$ 1,011,774
Licenses	15,339,689	12,710,971	13,389,141	13,906,343	14,010,939	13,588,430	14,010,939	13,588,430	14,010,939	13,588,430
Less: Licenses Waiver	-	-	-	-	-	-	-	-	-	-
Net Licenses	15,339,689	12,710,971	13,389,141	13,906,343	14,010,939	13,588,430	14,010,939	13,588,430	14,010,939	13,588,430
Fines	56,790	57,715	2,124	18,976	42,740	21,280	27,665	30,562	26,502	28,243
Investment Earnings	66,656	88,007	87,327	106,783	124,857	156,209	175,743	203,689	224,267	253,084
Other Revenues	288	54	652	768	227,997	-	-	-	-	-
Refunds	190,429	131,862	174,470	167,367	125	-	-	-	-	-
Total Revenues	16,886,885	14,300,520	14,914,840	15,268,815	15,418,433	14,777,693	15,226,122	14,834,454	15,273,483	14,881,531
EXPENSES										
Division Office										
Division Administrative Office	1,598,684	1,668,596	1,571,677	1,637,790	1,664,556	1,664,556	1,664,556	1,664,556	1,664,556	1,664,556
Division Legal Office	1,284,897	1,247,498	1,166,464	1,023,969	462,940	462,940	462,940	462,940	462,940	462,940
Service Charge to General Revenue	1,349,841	1,136,220	1,196,702	1,218,208	1,225,290	1,182,215	1,218,090	1,186,756	1,221,879	1,190,523
FBI Assessment/Fingerprint Investigations	2,471,761	2,499,095	2,599,015	2,500,777	2,563,494	2,563,494	2,563,494	2,563,494	2,563,494	2,563,494
Refunds	102,600	173,007	165,591	144,280	166,196	-	-	-	-	-
Attorney General's Office	74,547	96,761	82,082	106,966	115,378	115,378	115,378	115,378	115,378	115,378
Service Operations										
Central Intake/Licensure	2,490,835	2,387,716	2,395,619	2,347,040	2,535,601	2,535,601	2,535,601	2,535,601	2,535,601	2,535,601
Call Center	1,137,234	1,137,872	1,182,170	1,095,063	1,212,037	1,212,037	1,212,037	1,212,037	1,212,037	1,212,037
Revenue Bank Charges	204,904	168,214	213,454	252,227	244,202	252,227	244,202	252,227	244,202	252,227
Testing and Continuing Education	654,228	729,659	786,113	456,435	566,707	566,707	566,707	566,707	566,707	566,707
Department Administrative Costs										
Administration	918,969	789,660	777,492	633,445	693,363	693,363	693,363	693,363	693,363	693,363
Information Technology	1,318,643	1,544,672	1,686,519	1,243,058	2,100,274	2,100,274	2,100,274	2,100,274	2,100,274	2,100,274
General Counsel/Legal	596,683	746,406	588,050	527,662	452,196	452,196	452,196	452,196	452,196	452,196
Total Expenses	14,203,826	14,325,376	14,410,949	13,186,920	14,002,234	13,800,988	13,828,838	13,805,529	13,832,627	13,809,296
Excess (Deficiency) of Revenues Over (Under) Expenses	2,683,059	(24,856)	503,891	2,081,895	1,416,199	976,704	1,397,284	1,028,925	1,440,857	1,072,236
TRANSFERS										
Transfers (to)/from Administrative Trust Fund										
Transfer to Real Estate Recovery Fund			(400,000)	(500,000)						
Transfer to Education Enodwment			(2,516)	(150,000)						
Transfer To General Revenue	(131,333)	(304,772)	(129,700)	(218,560)	(608,950)					
Total Transfers	(131,333)	(304,772)	(532,216)	(368,560)	(608,950)					
CHANGE IN ACCOUNT BALANCE	2,551,726	(329,628)	(28,325)	1,713,335	807,249	976,704	1,397,284	1,028,925	1,440,857	1,072,236
ACCOUNT BALANCE, Beginning of Period	3,096,092	5,647,818	5,318,190	5,289,865	7,003,200	7,810,449	8,787,153	10,184,438	11,213,363	12,654,220
Prior Period Adjustment										
ACCOUNT BALANCE, End of Period	\$ 5,647,818	\$ 5,318,190	\$ 5,289,865	\$ 7,003,200	\$ 7,810,449	\$ 8,787,153	\$ 10,184,438	\$ 11,213,363	\$ 12,654,220	\$ 13,726,455

STATE OF FLORIDA
DEPARTMENT OF BUSINESS AND PROFESSIONAL REGULATION
FLORIDA REAL ESTATE COMMISSION
FLORIDA REAL ESTATE RECOVERY FUND
ACTUAL AND PROJECTED REVENUES, EXPENSES
AND CHANGES IN ACCOUNT BALANCE
FISCAL YEARS ENDING JUNE 30, 2014 THROUGH JUNE 30, 2023

	Actual					Projected				
	JUNE 30 2014	JUNE 30 2015	JUNE 30 2016	JUNE 30 2017	JUNE 30 2018	JUNE 30 2019	JUNE 30 2020	JUNE 30 2021	JUNE 30 2022	JUNE 30 2023
REVENUES										
Fines	\$ 111,828	\$ (9,309)	\$ 143,642	\$ 103,727	\$ 63,488	\$ 63,488	\$ 63,488	\$ 63,488	\$ 63,488	\$ 63,488
Investment Earnings	8,331	13,053	5,187	7,868	5,369	17,922	15,920	13,881	11,804	9,690
Refunds										
Other Revenues										
Total Revenues	120,159	3,744	148,829	111,595	68,857	81,410	79,408	77,369	75,292	73,178
EXPENSES										
Service Charge	-	-	-	629	430	6,513	6,353	6,190	6,023	5,854
Claims	63,000	754,822	513,889	241,888	174,352	175,000	175,000	175,000	175,000	175,000
Total Expenses	63,000	754,822	513,889	242,517	174,782	181,513	181,353	181,190	181,023	180,854
Excess (Deficiency) of Revenues Over (Under) Expenses	57,159	(751,078)	(365,060)	(130,922)	(105,925)	(100,103)	(101,945)	(103,821)	(105,731)	(107,676)
TRANSFERS										
Transfer from Real Estate Commission			400,000	500,000						
Transfer To General Revenue-Special Session I										
Transfer To Education Foundation										
Total Transfers	-	-	400,000	500,000	-	-	-	-	-	-
CHANGE IN ACCOUNT BALANCE	57,159	(751,078)	34,940	369,078	(105,925)	(100,103)	(101,945)	(103,821)	(105,731)	(107,676)
ACCOUNT BALANCE, Beginning of Period	1,291,917	1,349,076	597,998	632,938	1,002,016	896,091	795,988	694,043	590,223	484,492
Prior Period Adjustments										
ACCOUNT BALANCE, End of Period	\$ 1,349,076	\$ 597,998	\$ 632,938	\$ 1,002,016	\$ 896,091	\$ 795,988	\$ 694,043	\$ 590,223	\$ 484,492	\$ 376,815

STATE OF FLORIDA
DEPARTMENT OF BUSINESS AND PROFESSIONAL REGULATION
FLORIDA REAL ESTATE COMMISSION
UNLICENSED ACTIVITY ACCOUNT
ACTUAL AND PROJECTED REVENUES, EXPENSES
AND CHANGES IN ACCOUNT BALANCE
FISCAL YEARS ENDING JUNE 30, 2014 THROUGH JUNE 30, 2023

	Actual					Projected				
	JUNE 30 2014	JUNE 30 2015	JUNE 30 2016	JUNE 30 2017	JUNE 30 2018	JUNE 30 2019	JUNE 30 2020	JUNE 30 2021	JUNE 30 2022	JUNE 30 2023
REVENUES										
Unlicensed Activity Fees	\$ 925,314	\$ 948,370	\$ 1,001,433	\$ 616,800	\$ 259,230	\$ 259,430	\$ 259,230	\$ 259,230	\$ 259,230	\$ 259,230
Investment Earnings	22,125	42,398	46,338	46,734	53,862	68,741	60,713	52,534	44,204	35,721
Total Revenues	947,439	990,768	1,047,771	663,534	313,092	328,171	319,943	311,764	303,434	294,951
EXPENSES										
Board Administrative	242,717	327,893	1,739			-	-	-	-	-
General Counsel/Legal	124,765	119,158	3,717		395,597	395,597	395,597	395,597	395,597	395,597
Refunds	-	-	600	375	250.00					
Service Charge to General Revenue	76,459	78,603	83,780	53,053	25,027	26,254	25,595	24,941	24,275	23,596
Unlicensed Activity	-	-	263,126		307,721	307,721	307,721	307,721	307,721	307,721
Total Expenses	443,941	525,654	352,962	53,428	728,595	729,572	728,913	728,259	727,593	726,914
Excess (Deficiency) of Revenues Over (Under) Expenses	503,498	465,114	694,809	610,106	(415,503)	(401,401)	(408,970)	(416,495)	(424,159)	(431,963)
TRANSFERS										
Transfers (to)/from Administrative Trust Fund Transfer To General Revenue-Special Session I										
Transfer To General Revenue	(69,850)	(160,383)	(74,600)	(113,845)	(248,500)					
Total Transfers	(69,850)	(160,383)	(74,600)	(113,845)	(248,500)	-	-	-	-	-
CHANGE IN ACCOUNT BALANCE	433,648	304,731	620,209	496,261	(664,003)	(401,401)	(408,970)	(416,495)	(424,159)	(431,963)
ACCOUNT BALANCE, Beginning of Period	2,246,219	2,679,867	2,984,598	3,604,797	4,101,058	3,437,055	3,035,654	2,626,684	2,210,189	1,786,030
Prior Period Adjustment										
ACCOUNT BALANCE, End of Period	\$ 2,679,867	\$ 2,984,598	\$ 3,604,797	\$ 4,101,058	\$ 3,437,055	\$ 3,035,654	\$ 2,626,684	\$ 2,210,189	\$ 1,786,030	\$ 1,354,066

STATE OF FLORIDA
DEPARTMENT OF BUSINESS AND PROFESSIONAL REGULATION
TALENT AGENTS
OPERATING ACCOUNT
ACTUAL AND PROJECTED REVENUES, EXPENSES
AND CHANGES IN ACCOUNT BALANCE
FISCAL YEARS ENDING JUNE 30, 2014 THROUGH JUNE 30, 2023

	Actual					Projected				
	JUNE 30 2014	JUNE 30 2015	JUNE 30 2016	JUNE 30 2017	JUNE 30 2018	JUNE 30 2019	JUNE 30 2020	JUNE 30 2021	JUNE 30 2022	JUNE 30 2023
REVENUES										
Fees and Charges	\$ 13,305	\$ 19,185	\$ 13,530	\$ 16,845	\$ 16,520	\$ 16,520	\$ 16,520	\$ 16,520	\$ 16,520	\$ 16,520
Licenses	155,673	26,457	121,025	70,925	160,495	62,750	160,495	62,750	160,495	62,750
Less: Licenses Waiver	-	-	-	-	-	-	-	-	-	-
Net Licenses	155,673	26,457	121,025	70,925	160,495	62,750	160,495	62,750	160,495	62,750
Fines	968	1,123	232	(409)	(422)	-	-	-	-	-
Refunds	1,591	505	2,897	3,055	-	-	-	-	-	-
Other Revenues	-	-	-	-	4,836	-	-	-	-	-
Total Revenues	171,537	47,270	137,684	90,416	181,429	79,270	177,015	79,270	177,015	79,270
EXPENSES										
Board Office										
Board Administrative Office	32,425	18,162	54,605	54,318	25,047	25,047	25,047	25,047	25,047	25,047
Refunds	2,075	725	2,085	3,055	4,055	-	-	-	-	-
Service Charge to General Revenue	8,782	2,880	10,072	6,328	13,408	6,342	14,161	6,342	14,161	6,342
Professional Regulation Division										
Investigations	30,073	21,050	5,887	5,550	13,131	13,131	13,131	13,131	13,131	13,131
Testing and Continuing Education	-	-	-	-	-	-	-	-	-	-
Service Operations										
Central Intake/Licensure	5,616	3,599	6,976	4,130	7,225	7,225	7,225	7,225	7,225	7,225
Call Center	11,096	8,055	10,089	7,599	7,977	7,977	7,977	7,977	7,977	7,977
Revenue Bank Charges	1,049	144	1,090	630	2,048	630	2,048	630	2,048	630
Department Administrative Costs										
Administration	9,967	5,433	8,086	5,383	6,343	6,343	6,343	6,343	6,343	6,343
Information Technology	8,792	3,298	5,544	3,024	5,051	5,051	5,051	5,051	5,051	5,051
General Counsel/Legal	12,669	14,212	4,761	5,170	2,738	2,738	2,738	2,738	2,738	2,738
DOAH	-	-	-	-	-	-	-	-	-	-
Consumer Complaints	-	-	-	-	-	-	-	-	-	-
Interest on Temporary Advancement	6,354	11,851	9,910	8,264	9,787	9,983	10,182	10,386	10,594	10,806
Total Expenses	128,898	89,409	119,105	103,451	96,810	84,466	93,904	84,870	94,315	85,289
Excess (Deficiency) of Revenues Over (Under) Expenses	42,639	(42,139)	18,579	(13,035)	84,619	(5,196)	83,111	(5,600)	82,700	(6,019)
TRANSFERS										
Transfers (to)/from Administrative Trust Fund	-	-	-	-	-	-	-	-	-	-
Transfers to Working Capital Trust Fund	-	-	-	-	-	-	-	-	-	-
Total Transfers	-	-	-	-	-	-	-	-	-	-
CHANGE IN ACCOUNT BALANCE	42,639	(42,139)	18,579	(13,035)	84,619	(5,196)	83,111	(5,600)	82,700	(6,019)
ACCOUNT BALANCE, Beginning of Period	(701,167)	(658,528)	(700,667)	(682,088)	(695,123)	(610,504)	(615,700)	(532,589)	(538,189)	(455,488)
Prior Period Adjustments	-	-	-	-	-	-	-	-	-	-
ACCOUNT BALANCE, End of Period	\$ (658,528)	\$ (700,667)	\$ (682,088)	\$ (695,123)	\$ (610,504)	\$ (615,700)	\$ (532,589)	\$ (538,189)	\$ (455,488)	\$ (461,508)

STATE OF FLORIDA
DEPARTMENT OF BUSINESS AND PROFESSIONAL REGULATION
TALENT AGENTS
UNLICENSED ACTIVITY ACCOUNT
ACTUAL AND PROJECTED REVENUES, EXPENSES
AND CHANGES IN ACCOUNT BALANCE
FISCAL YEARS ENDING JUNE 30, 2014 THROUGH JUNE 30, 2023

	Actual					Projected				
	JUNE 30 2014	JUNE 30 2015	JUNE 30 2016	JUNE 30 2017	JUNE 30 2018	JUNE 30 2019	JUNE 30 2020	JUNE 30 2021	JUNE 30 2022	JUNE 30 2023
REVENUES										
Unlicensed Activity Fees	\$ 1,830	\$ 325	\$ 1,315	\$ 900	\$ 2,160	\$ 900	\$ 2,160	\$ 900	\$ 2,160	\$ 900
Investment Earnings	-	-	-	-	-	-	-	-	-	-
Unlicensed Citation										
Total Revenues	1,830	325	1,315	900	2,160	900	2,160	900	2,160	900
EXPENSES										
Investigations	3,998									
Service Charge to General Revenue			27	15	64	72	173	72	173	72
Interest Assessment	240	1,063	956	716	1,362					
General Counsel/Legal	4,958	17,955								
Unlicenses Activity		15,742	7,878	10,536	16,239	2,055	2,055	2,055	2,055	2,055
Total Expenses	9,196	34,760	8,861	11,267	17,665	2,127	2,228	2,127	2,228	2,127
CHANGE IN ACCOUNT BALANCE	(7,366)	(34,435)	(7,546)	(10,367)	(15,505)	(1,227)	(68)	(1,227)	(68)	(1,227)
ACCOUNT BALANCE, Beginning of Period	(21,063)	(28,429)	(62,864)	(70,410)	(80,777)	(96,282)	(97,509)	(97,576)	(98,803)	(98,871)
Prior Period Adjustments										
ACCOUNT BALANCE, End of Period	\$ (28,429)	\$ (62,864)	\$ (70,410)	\$ (80,777)	\$ (96,282)	\$ (97,509)	\$ (97,576)	\$ (98,803)	\$ (98,871)	\$ (100,098)

STATE OF FLORIDA
DEPARTMENT OF BUSINESS AND PROFESSIONAL REGULATION
BOARD OF VETERINARY MEDICINE
OPERATING ACCOUNT
ACTUAL AND PROJECTED REVENUES, EXPENSES
AND CHANGES IN ACCOUNT BALANCE
FISCAL YEARS ENDING JUNE 30, 2014 THROUGH JUNE 30, 2023

	Actual					Projected				
	JUNE 30 2014	JUNE 30 2015	JUNE 30 2016	JUNE 30 2017	JUNE 30 2018	JUNE 30 2019	JUNE 30 2020	JUNE 30 2021	JUNE 30 2022	JUNE 30 2023
REVENUES										
Fees and Charges	\$ 348,423	\$ 314,495	\$ 333,412	\$ 326,856	\$ 383,324	\$ 383,324	\$ 383,324	\$ 383,324	\$ 383,324	\$ 383,324
Licenses	1,946,892	103,960	2,062,575	116,130	2,143,625	116,130	2,143,625	116,130	2,143,625	116,130
Less: Licenses Waiver	-	-	-	-	-	-	-	-	-	-
Net Licenses	1,946,892	104,143	2,062,575	116,130	2,143,625	116,130	2,143,625	116,130	2,143,625	116,130
Fines	68,383	94,676	92,990	59,920	42,311	65,074	55,769	54,385	58,409	56,187
Investment Earnings	4,729	1,157	2,639	6,189	6,618	19,762	1,213	21,659	2,935	23,468
Refunds	15,327	17,823	26,497	-	25	-	-	-	-	-
Other Revenues	-	-	-	9,713	42,157	-	-	-	-	-
Total Revenues	2,383,754	532,294	2,518,113	518,808	2,618,060	584,290	2,583,931	575,498	2,588,293	579,110
EXPENSES										
Board Office										
Board Administrative Office	194,125	228,739	243,349	225,671	248,115	248,118	248,118	248,118	248,118	248,118
Refunds	5,778	19,617	14,856	21,219	25,756	25,756	25,756	25,756	25,756	25,756
Service Charge to General Revenue	187,871	44,331	200,559	39,807	207,384					
Professional Regulation Division										
Inspections	125,025	96,152	105,074	73,769	132,131	132,131	132,131	132,131	132,131	132,131
Investigations	266,842	159,907	271,308	197,341	240,306	240,306	240,306	240,306	240,306	240,306
Attorney General's Office	42,063	42,158	21,531	28,902	26,177	26,177	26,177	26,177	26,177	26,177
Service Operations										
Central Intake/Licensure	198,651	199,537	171,289	142,187	214,301	214,301	214,301	214,301	214,301	214,301
Call Center	63,793	48,379	65,343	44,869	64,489	44,869	64,489	44,869	64,489	44,869
Revenue Bank Charges	20,600	3,758	23,616	4,372	34,665	4,372	34,665	4,372	34,665	4,372
Testing and Continuing Education	83,605	55,099	35,161	42,350	65,187	65,187	65,187	65,187	65,187	65,187
Department Administrative Costs										
Administration	101,448	62,641	82,055	51,325	70,565	70,565	70,565	70,565	70,565	70,565
Information Technology	79,231	49,404	70,107	40,880	91,258	91,258	91,258	91,258	91,258	91,258
General Counsel/Legal	305,262	218,971	253,103	198,697	348,678	348,678	348,678	348,678	348,678	348,678
Total Expenses	1,674,294	1,228,693	1,557,352	1,111,389	1,769,012	1,511,718	1,561,631	1,511,718	1,561,631	1,511,718
Excess (Deficiency) of Revenues Over (Under) Expenses	709,460	(696,400)	960,761	(592,581)	849,048	(927,428)	1,022,300	(936,220)	1,026,662	(932,608)
TRANSFERS										
Transfers (to)/from Administrative Trust Fund										
Transfer To General Revenue-GAA					(75,050)					
Total Transfers					(75,050)					
CHANGE IN ACCOUNT BALANCE	709,460	(696,400)	960,761	(592,581)	773,998	(927,428)	1,022,300	(936,220)	1,026,662	(932,608)
ACCOUNT BALANCE, Beginning of Period	(167,146)	542,314	(154,085)	806,676	214,095	988,093	60,665	1,082,965	146,745	1,173,407
Adjustment to decrease Beginning Account Balance										
ACCOUNT BALANCE, End of Period	\$ 542,314	\$ (154,085)	\$ 806,676	\$ 214,095	\$ 988,093	\$ 60,665	\$ 1,082,965	\$ 146,745	\$ 1,173,407	\$ 240,798

STATE OF FLORIDA
DEPARTMENT OF BUSINESS AND PROFESSIONAL REGULATION
BOARD OF VETERINARY MEDICINE
UNLICENSED ACTIVITY ACCOUNT
ACTUAL AND PROJECTED REVENUES, EXPENSES
AND CHANGES IN ACCOUNT BALANCE
FISCAL YEARS ENDING JUNE 30, 2014 THROUGH JUNE 30, 2023

	Actual					Projected				
	JUNE 30 2014	JUNE 30 2015	JUNE 30 2016	JUNE 30 2017	JUNE 30 2018	JUNE 30 2019	JUNE 30 2020	JUNE 30 2021	JUNE 30 2022	JUNE 30 2023
REVENUES										
Unlicensed Activity Fees	\$ 38,780	\$ 3,735	\$ 41,225	\$ 3,840	\$ 44,215	\$ -	\$ -	\$ 3,840	\$ 44,215	\$ 3,840
Fines	3,181		500	1,193	-	-	-	-	-	-
Investment Earnings	1,569	2,941	2,862	2,647	3,084	4,324	4,039	3,685	3,465	3,983
Total Revenues	43,530	6,676	44,587	7,680	47,299	4,324	4,039	7,525	47,680	7,823
EXPENSES										
Investigations	11,083	16,732	10,781	24,473	25,114	9,396	9,396	9,396	9,396	9,396
General Counsel/Legal	1,277	554		2,672	16,587	8,545	8,545	8,545	8,545	8,545
Service Charge to General Revenue	3,538	474	3,576	614	3,783	614	3,783	614	3,783	614
Refunds	10	-	10	-	15	15	15	15	15	15
Total Expenses	15,908	17,760	14,367	27,759	45,499	18,570	21,739	18,570	21,739	18,570
TRANSFERS										
Transfers (to)/from Administrative Trust Fund										
Transfer To General Revenue-GAA										
Total Transfers	-	-	-	-	-	-	-	-	-	-
CHANGE IN ACCOUNT BALANCE	27,622	(11,084)	30,220	(20,079)	1,800	(14,246)	(17,700)	(11,045)	25,941	(10,747)
ACCOUNT BALANCE, Beginning of Period	187,740	215,362	204,278	234,498	214,419	216,219	201,973	184,274	173,229	199,170
Prior Period Adjustment										
ACCOUNT BALANCE, End of Period	\$ 215,362	\$ 204,278	\$ 234,498	\$ 214,419	\$ 216,219	\$ 201,973	\$ 184,274	\$ 173,229	\$ 199,170	\$ 188,423

Section Four:

Disciplinary Actions and Administrative Complaints

Probable Cause, Administrative Complaints and Discipline

Section 455.2285, Florida Statutes, requires the Department's annual report to include the following:

- The number of complaints received and investigated [section 455.2285(2), Florida Statutes];
- The number of findings of probable cause made [section 455.2285(3), Florida Statutes];
- The number of findings of no probable cause made [section 455.2285(4), Florida Statutes];
- The number of administrative complaints filed [section 455.2285(5), Florida Statutes];
- The disposition of all administrative complaints [section 455.2285(6), Florida Statutes]; and
- A description of disciplinary actions taken [section 455.2285(7), Florida Statutes].

Table 3 includes data regarding findings of probable cause, findings of no probable cause, the number and disposition of administrative complaints and description of disciplinary action taken.

Lakeland Senior ~

“Just a note of gratitude for helping us in the process of getting our money back. Without your help, we would not have been able to recuperate our \$6,154. Keep on giving your best to help ‘the people’ of Florida and it’s seniors. ”

Department Efforts to Increase Disposition of Open Cases

Section 455.2285(8), Florida Statutes, requires the Department to provide a description of any effort by the Department, for any disciplinary cases under its jurisdiction, to reduce or otherwise close any investigation or disciplinary proceeding not before the Division of Administrative Hearings (DOAH) under chapter 120, Florida Statutes, or otherwise not completed within one year after the initial filing of a complaint under chapter 455, Florida Statutes. Cases remain open for a variety of reasons, including continuing investigation, subsequent violations by the party in question and ongoing settlement negotiations. As cases progress, they are aggressively forwarded to DOAH for final hearing or settled upon agreement by the parties. Cases are not closed simply due to the length of time they have been at the Department.

The Department also works with the various boards to expeditiously resolve minor cases that do not involve consumer harm.

Status of Rule Development Providing for Disciplinary Guidelines

Section 455.2285(9), Florida Statutes, requires the Department to report the status of the development and implementation of rules providing for disciplinary guidelines pursuant to s. 455.2273, Florida Statutes. The Department is continually reviewing disciplinary guidelines, discussing proposed changes if necessary, and either entering into rulemaking or working with the boards to enter rulemaking, to make sure the disciplinary guidelines are utilized in the least restrictive manner while protecting the health, safety, and welfare of the public.

Recommendations for Administrative and Statutory Changes

Section 455.2285(10), Florida Statutes, requires the Department to provide recommendations for administrative and statutory changes necessary to facilitate efficient and cost-effective operation of the Department and the various boards. The Department continues to review its processes to determine where it can improve customer service and reduce regulatory barriers. The Department will continue to explore administrative and statutory changes that improve our services.

COMPLAINT STATISTICS FISCAL YEAR 2017-2018

	Complaints Received	Legally Sufficient	Probable Cause	No Probable Cause	Administrative Complaints Filed	Final Orders
Accountancy	518	458	74	239	75	77
Asbestos	6	0	1	2	1	0
Athlete Agents	10	4	0	3	0	0
Auctioneers	116	44	23	39	23	25
Barbers	966	753	214	359	211	117
Boxing Commission	48	20	2	17	2	4
Building Code Admin. and Inspectors	77	12	2	56	2	1
Community Association Managers	1607	747	108	589	107	85
Construction Industry	8288	4461	939	2517	909	681
Cosmetology	2806	1818	370	1547	341	292
Electrical Contractors	961	632	192	288	179	141
Employee Leasing	187	165	29	35	29	92
Geologists	7	2	1	0	1	0
Harbor Pilots	11	8	0	0	0	0
Home Inspectors	191	70	1	64	2	0
Landscape Arch.	40	5	0	16	0	0
Mold-Related Services	124	55	11	44	11	4
Real Estate Commission	3509	1258	224	2161	202	200
Real Estate Appraisers	154	106	27	55	18	16
Talent Agents	62	26	1	31	1	0
Veterinary Medicine	485	259	30	141	28	17
Totals	20,173	10,903	2,249	8,203	2,142	1,755

- **Complaints Received** refers to the total number of complaints actually received and entered into the Department's single licensing computer system during the reporting period.
- **Legally Sufficient** refers to the total number of complaints reviewed by the Division that met the standard of legal sufficiency established in section 455.225 (1), Florida Statutes.
- **Findings of Probable Cause** refers to the total number of cases that have been presented either to a probable cause panel, or the Department when there is no board or the finding of probable cause has been delegated to the Department by the Board during the reporting period and probable cause has been found. Probable cause means that there is some evidence considered by the panel, or the Department, that would reasonably indicate that a violation by Respondent of the practice act or rules occurred. This includes the issuance of Notices to Cease and Desist and Filed Citations.
- **Findings of No Probable Cause** refers to the total number of cases that were presented either to a probable cause panel of the Board, or the Department when there is no board or the finding of probable cause has been delegated to the Department by the Board, during the reporting period and probable cause has not been found.
- **Number of Administrative Complaints Filed** refers to the total number of administrative complaints filed during the reporting period. An administrative complaint is the charging document that details for the Respondent the violations of statute and/or rule upon which probable cause was found.
- **Final Orders** refers to the disposition of a case where probable cause is found and disciplinary action has been taken.

* These statistics may not be all inclusive of the reporting period and may include information from previous quarters.

Key Contacts

The Honorable Rick Scott, Governor of Florida

Jonathan Zachem, Secretary of the Department of Business and Professional Regulation

Paul Waters, Deputy Secretary of Professional Regulation

Veloria Kelly, Director of Certified Public Accounting

G.W. Harrell, Director of Professions

Katy McGinnis, Director of Real Estate

Jerry Wilson, Director of Regulation

Jason Maine, General Counsel

Jo Morris, Director of Legislative Affairs

Suellen Wilkins, Director of Communications

For more information, contact the **Office of Legislative Affairs** at (850) 487-4827.