

*Measurement*  
*Length, Area and Volume*





# Measurement

“Data from international studies consistently indicate that students are weaker in the area of measurement than any other topic in the mathematics curriculum”


*Thompson & Preston, 2004*

# Measurement

## When to use

### Foundation

**Compares** objects directly by placing one object against another to determine which is longer, hefting to **determine** which is heavier or pours to determine which holds more, and **uses terms** such as tall, taller, holds more, holds less



*Hefting -lift or hold (something) in order to test its weight.*



# Measurement

## When to use

### Level 6

**Connect** decimal representations to the metric system (ACMMG135)

**Convert** between common metric units of length, mass and capacity (ACMMG136)

**Solve problems** involving the comparison of lengths and areas using appropriate units (ACMMG137)

**Connect** volume and capacity and their units of measurement (ACMMG138)

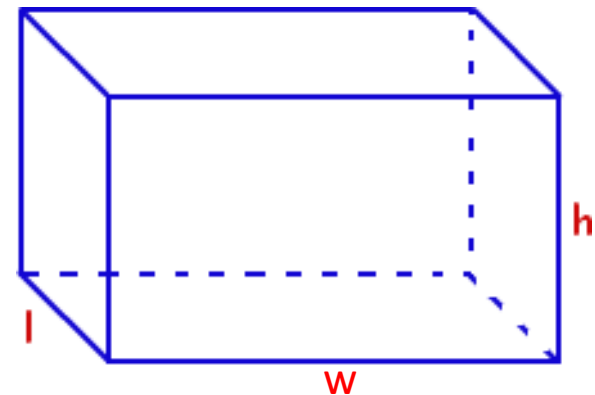
# Measurement

## When to use

### Level 7

Establish the formulas for areas of rectangles, triangles and parallelograms and use these in problem solving (ACMMG159)

Calculate volumes of rectangular prisms (ACMMG160)





# Measurement

## Where it fits

Measurement integrates in all subject areas

Number and Place Value – measuring objects connects idea of number to the real world, enhancing number sense. The metric system of measurement is built on the base ten system



# Measurement

## History

- The decimal metric system was created by the French in 1799
- The British introduced a system based on the centimetre, gram and second in 1874, which was used for scientific experimentation but for everyday use they retained the Imperial System with its feet, inches, miles, furlongs etc. Australia inherited this system at the time of European settlement
- In 1939 an international system was adopted based on the metre, kilogram and second
- In 1970 the Australian parliament passed the Metric Conversion Act and the Australian building trades made it the standard in 1974

# Measurement

## Where does it fit?

Geometry – measurements play a significant role in the describing and understanding of the properties of shapes. In later levels this is needed for knowledge in trigonometry.

Can a square be a rectangle?

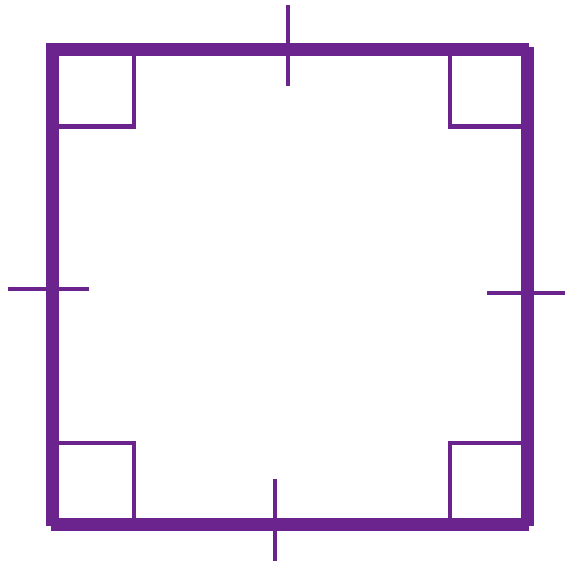


Can a rectangle be a square?

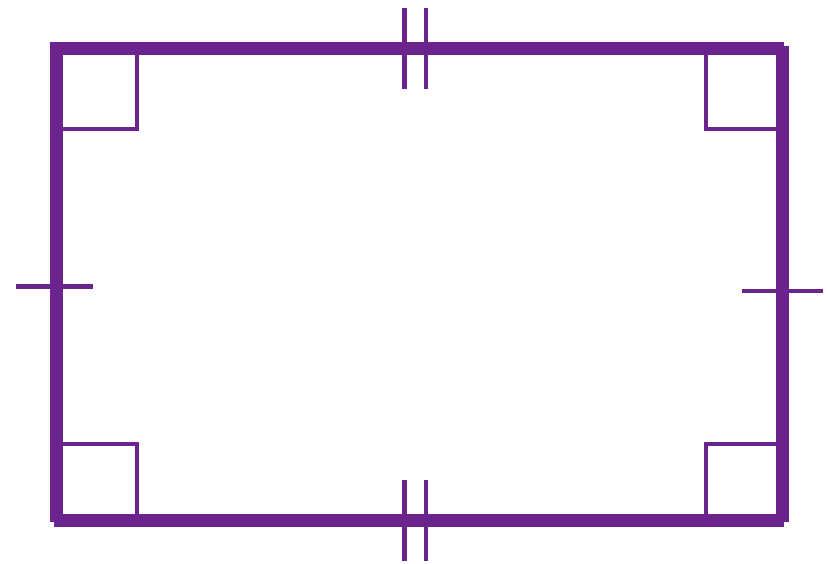


# Measurement

## Square v Rectangle



Four sided shape  
Every angle is a right angle  
Opposite sides are parallel  
All four sides are equal length



Four sided shape  
Every angle is a right angle  
Opposite sides are parallel  
Opposite sides are equal length

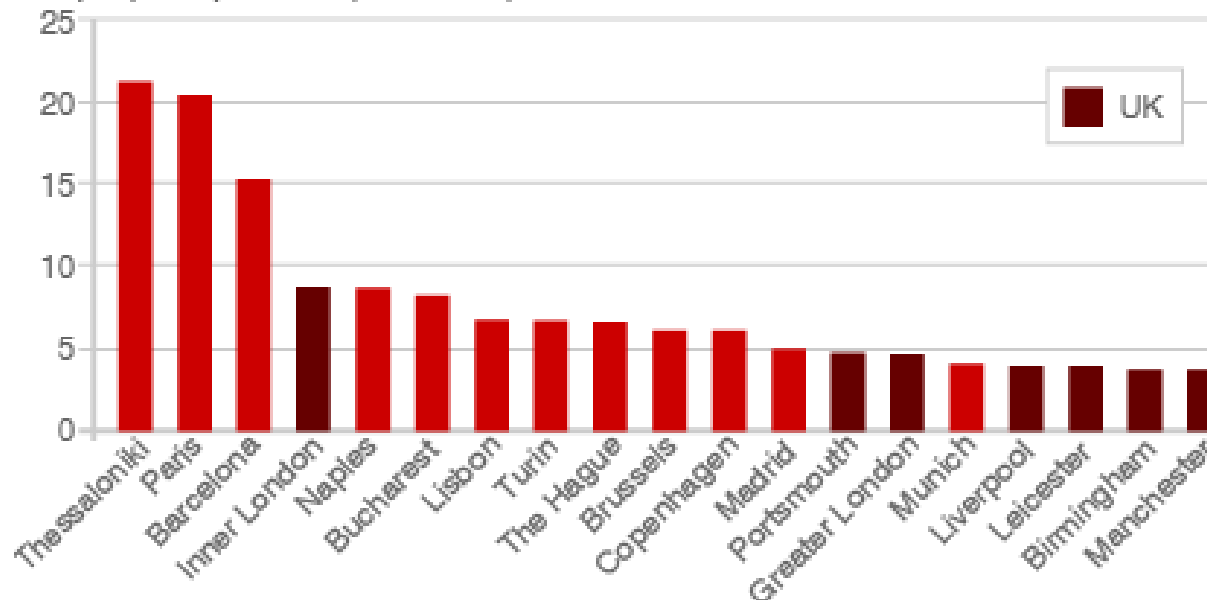
A square is a rectangle as it satisfies all of its properties. However, not every rectangle is a square, to be a square its sides must have the same length.

# Measurement

## Where does it fit?

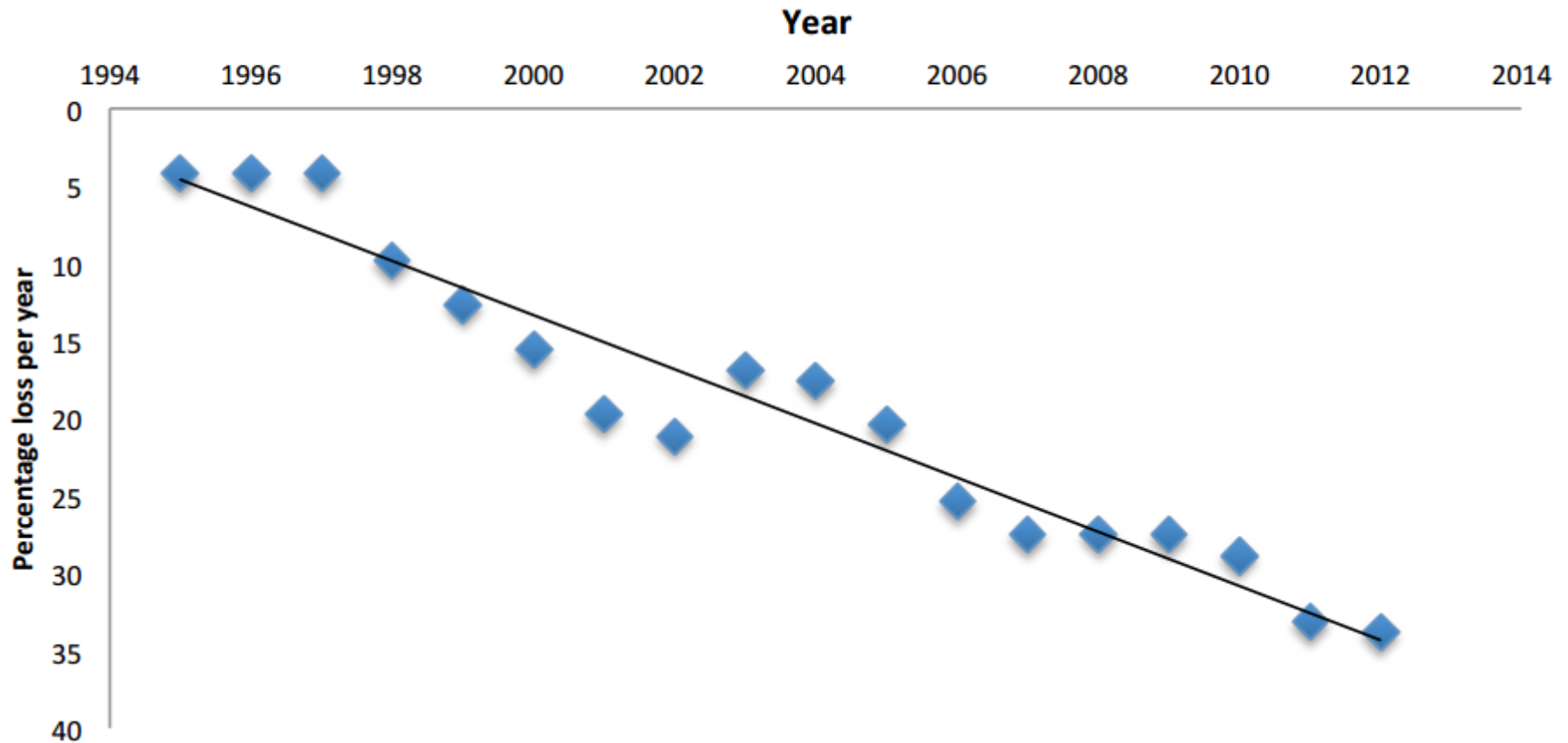
Data and Statistics - stats and graphs help answer questions and describe our world. Often these descriptions are related to measurement such as time or temperature

**POPULATION DENSITY FOR SELECTED EUROPEAN CITIES**  
People per square km (thousands)



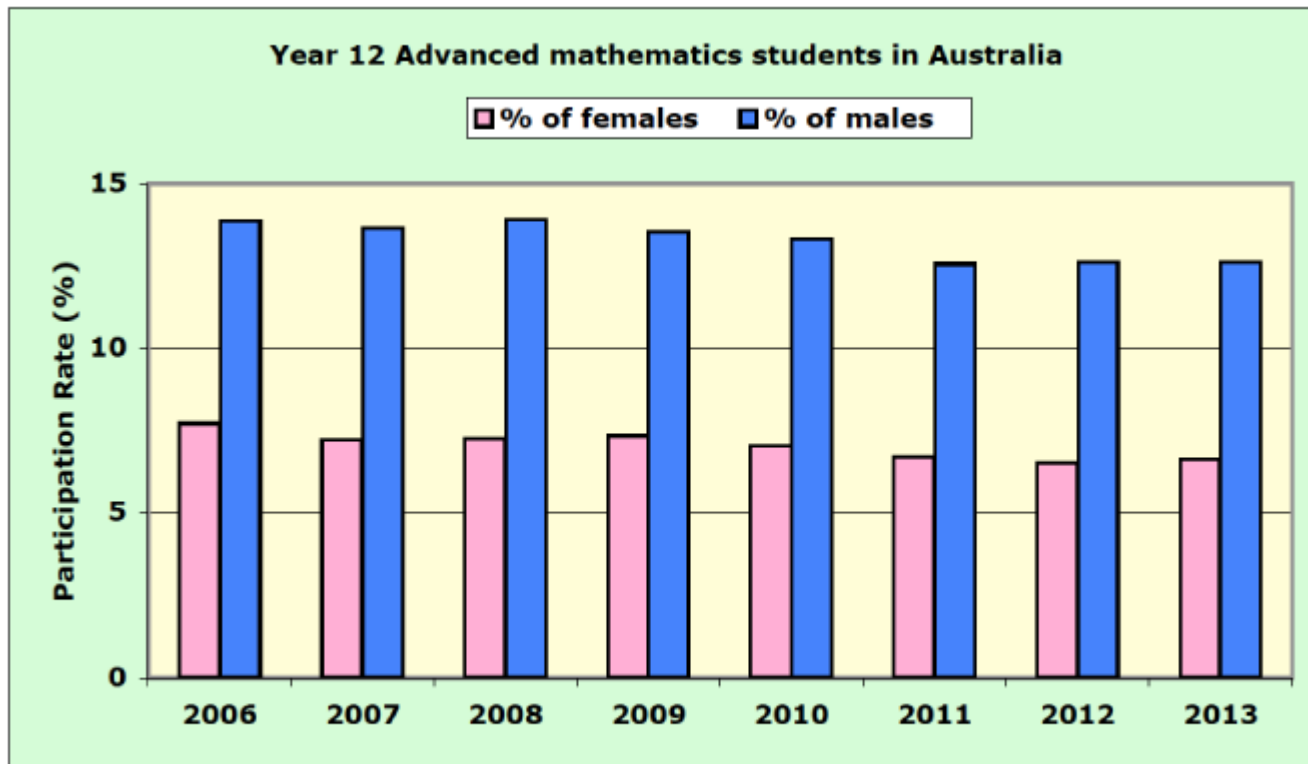
# Measurement

Percentage decline advanced mathematics



Source: Frank Barrington, Year 12 Mathematics Participation Rates in Australia, data collection provided to AMSI

# Measurement





# Measurement

## How to introduce units

- Familiarity with the unit
- Ability to select an appropriate unit
- Knowledge of relationships between units

*(Elementary and Middle School Mathematics)*

# Measurement Familiarity

“40% Yr. 4 students were able to identify how many kg a bicycle weighed given the choices were 1.5kg, 15kg, 150kg or 1500kg”





# Measurement

## Familiarity

Ability to visualise

- How much milk does a carton of milk contain?
- How long is a basketball court?
- How far is the petrol station from school?
- What does a block of chocolate weigh?

*Level 5*

*Chooses appropriate units of measurement for length, area, volume, capacity and mass, recognising that some units of measurement are better suited for some tasks than others, for example, km rather than m to measure the distance between two towns*

# Measurement

## Ability to select appropriate units

What unit would you use to find the weight of the iPad?

- A kilograms
- B centimetres
- C grams
- D  $\text{cm}^2$






# Measurement

## Ability to select appropriate units

### MENU

Look at the measures below.  
Which **TWO** units should Jack  
use to measure **CAPACITY**?  
Click on the correct boxes.



- litre
- gram
- kilogram
- kilometre
- metre
- millilitre


### UNITS OF MEASUREMENT



# Measurement

## Knowledge of relationships


### Picture Books



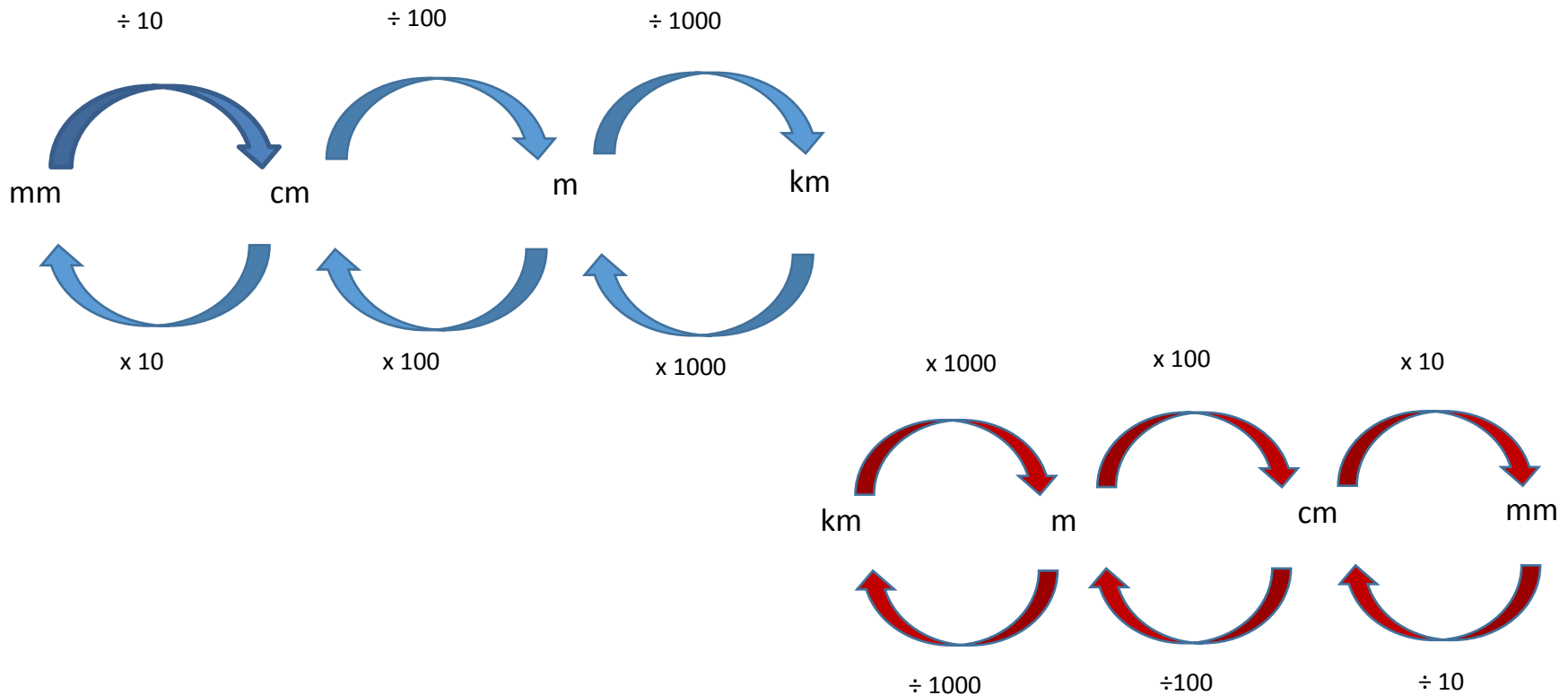
Measuring Penny -*Loreen Leedy*

### Spaghetti and Meatballs for All!

- *Marilyn Burns*



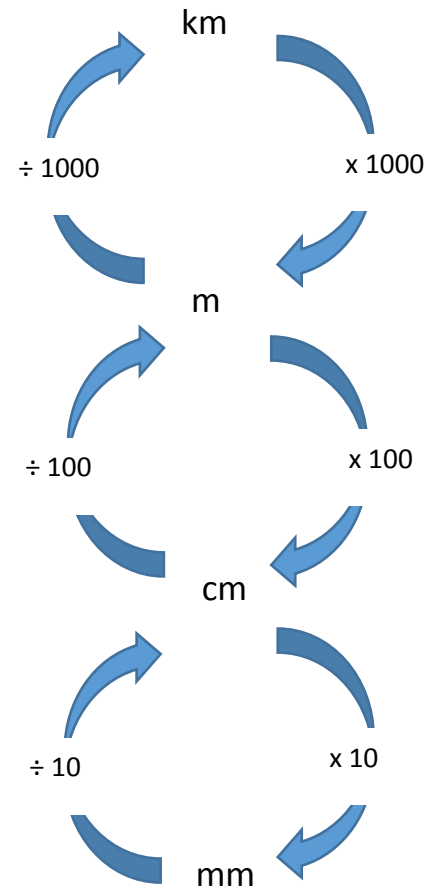
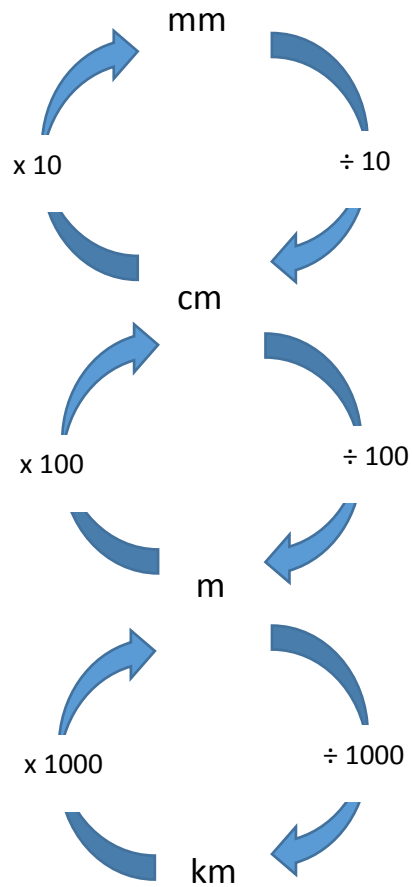
# Measurement Conversion



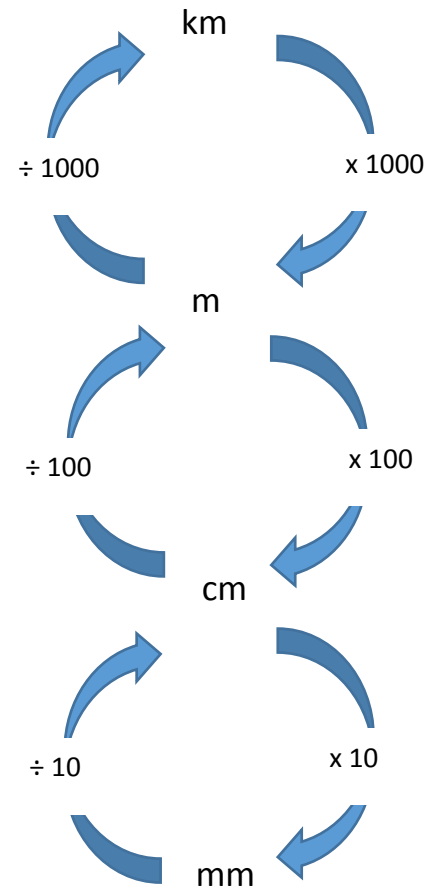
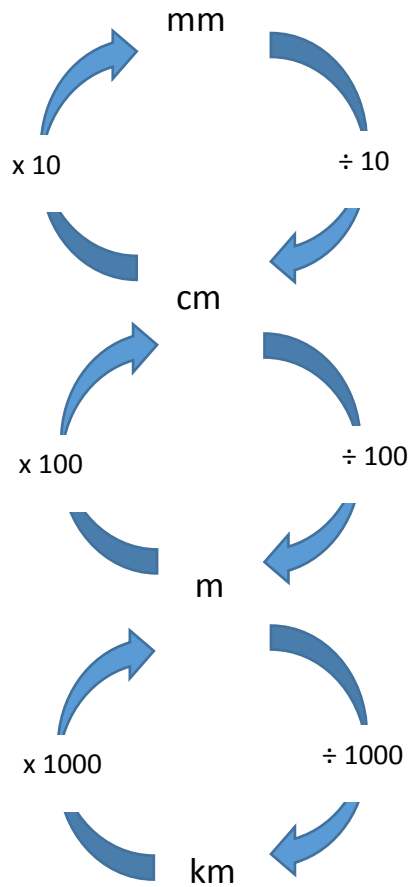
Level 6

Converts between common metric units of length, mass and capacity (identifying and using the correct operations when converting units including millimetres, centimetres, metres, kilometres, milligrams, grams, kilograms, tonnes, millilitres, litres, kilolitres and mega-litres)

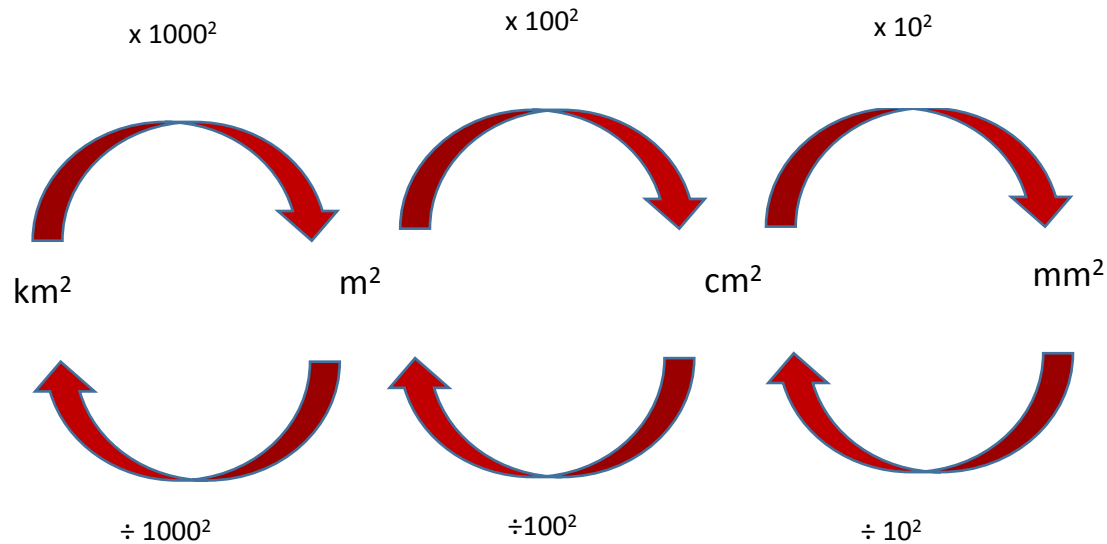
# Measurement Conversion



# Measurement Conversion



# Measurement Conversion



*Level 8*

*Chooses appropriate units of measurement for area and volume and converts from one unit to another. Recognises that the conversion factors for area of units are the squares of those for the corresponding linear units and for volume, units are the cubes of those for the corresponding linear units*

# Measurement Prefixes

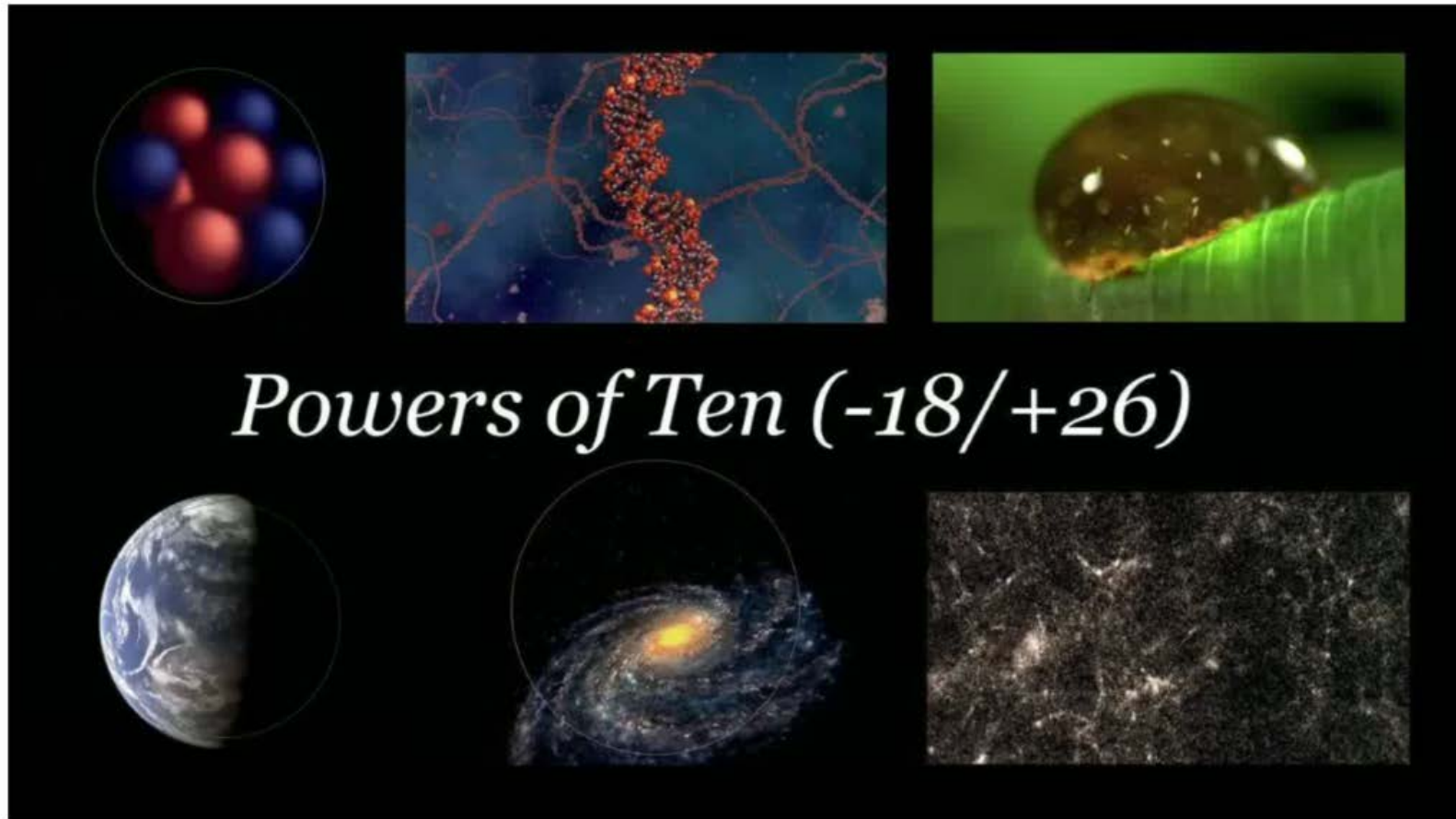
Prefix	Label	Decimal Value	Scientific	Colloquial
yocto	y	0.000 000 000 000 000 000 000 001	$10^{-24}$	septillionth
zepto	z	0.000 000 000 000 000 000 000 001	$10^{-21}$	sextillionth
atto	a	0.000 000 000 000 000 000 001	$10^{-18}$	quintillionth
femto	f	0.000 000 000 000 000 001	$10^{-15}$	quadrillionth
pico	p	0.000 000 000 001	$10^{-12}$	trillionth
nano	n	0.000 000 001	$10^{-9}$	billionth
micro	$\mu$	0.000 001	$10^{-6}$	millionth
milli	m	0.001	$10^{-3}$	thousandth
centi	c	0.01	$10^{-2}$	hundredth
deci	d	0.1	$10^{-1}$	tenth
--	--	1	$10^0$	one
deka	da	10	$10^1$	ten
hecto	h	100	$10^2$	hundred
kilo	k	1 000	$10^3$	thousand
mega	M	1 000 000	$10^6$	million
giga	G	1 000 000 000	$10^9$	billion
tera	T	1 000 000 000 000	$10^{12}$	trillion
peta	P	1 000 000 000 000 000	$10^{15}$	quadrillion
exa	E	1 000 000 000 000 000 000	$10^{18}$	quintillion
zetta	Z	1 000 000 000 000 000 000 000	$10^{21}$	sextillion

Level 6

Recognises the significance of the prefixes in the units of measurements  
e.g.: milli =  $1000^{\text{th}}$ , mega = one million, kilo = 1000, centi =  $100^{\text{th}}$

# Measurement

## Prefixes



1 light year =  $9.4605284 \times 10^{15}$  metres

<https://www.youtube.com/watch?v=bhofN1xX6u0>




# Measurement Estimation



# Measurement

## Using instruments

Measuring when the object is not aligned with the end of the ruler




Reading from a tape measure



# Measurement

## Using instruments

Increments on the measuring device when not one unit.



*Level 4*

*Uses graduated scaled instruments to measure and compare lengths, masses, capacities and temperatures*

# Measurement

## Perimeter

The word perimeter means 'a path that surrounds an area'. It comes from the Greek words *peri* meaning around and *metre* which means measure. Its first recorded usage was during the 15th century.

*Perimeter is defined as the distance around a closed two-dimensional shape.*

*Level 5*

*Calculates the perimeter and area of rectangles using familiar metric units.*

*Explores efficient ways of calculating perimeters by adding the length and width together and doubling the result*

# Measurement

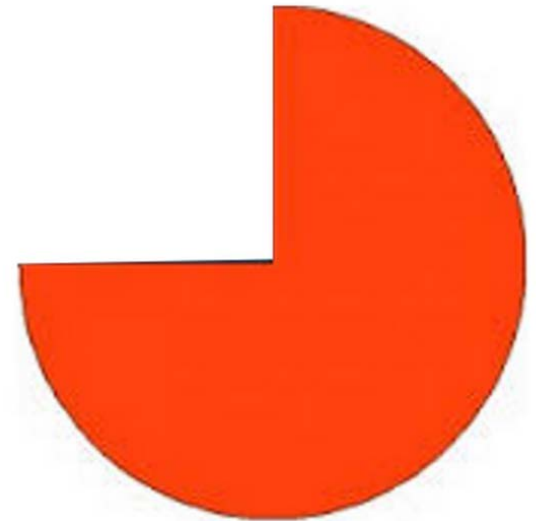
## Perimeter



$$\begin{aligned}\text{Perimeter} &= l + l + w + w \\ &= 2l + 2w \\ &= 2(l + w)\end{aligned}$$



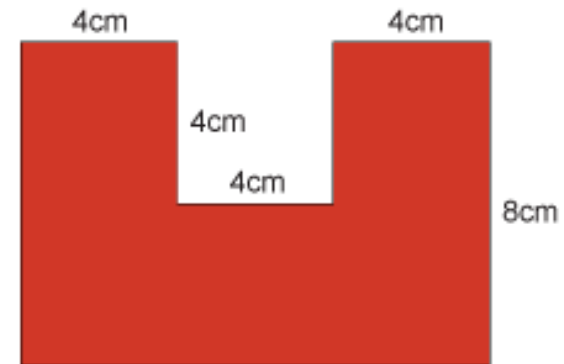


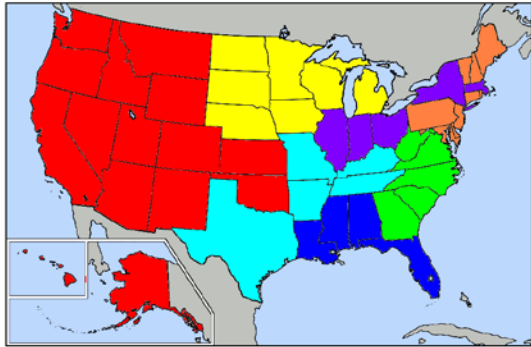
Do not add the  
internal line



# Measurement

## Area

*Area is defined as a 2D space inside a region*

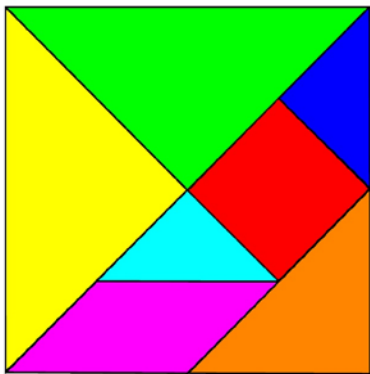


- Measured in units squared


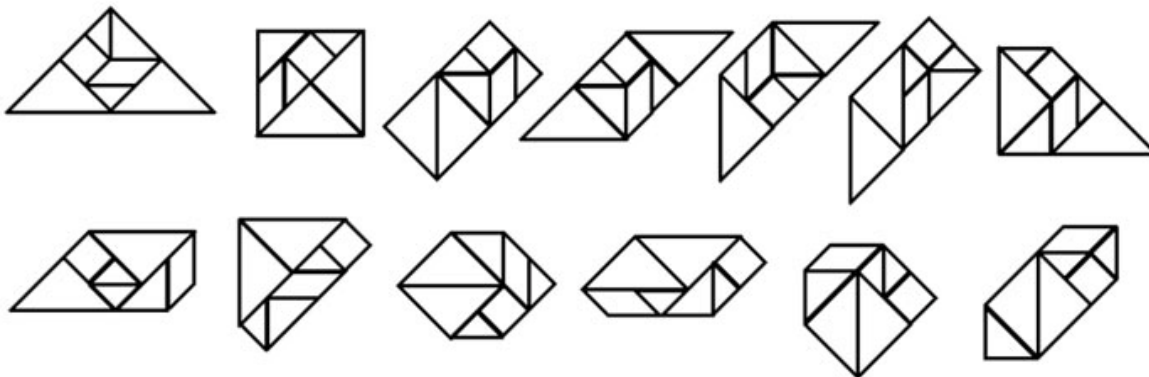
# Measurement

## Area

Cutting a shape into different parts and reassembling it shows that different shapes can have the same area

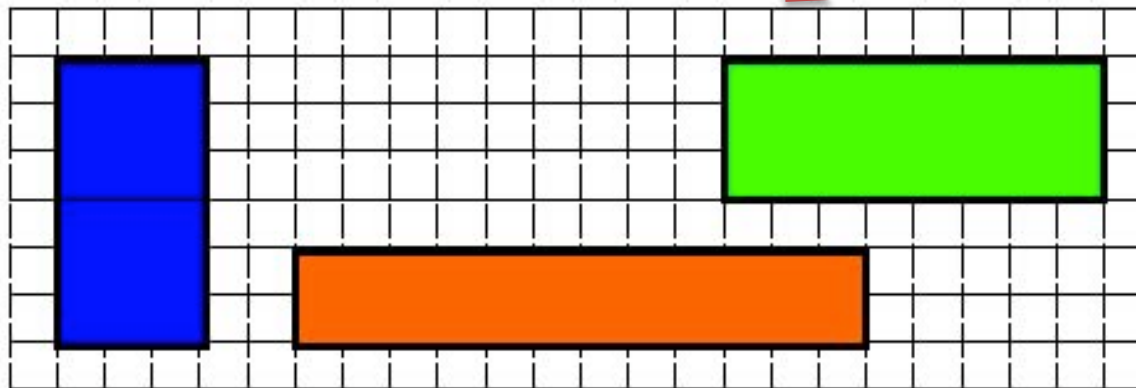
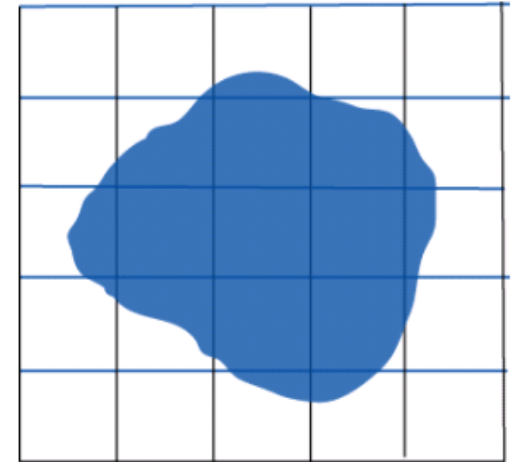


Use of tangrams



# Measurement

## Area



Level 4

Compares objects using familiar metric units of area (grid paper)

Level 2


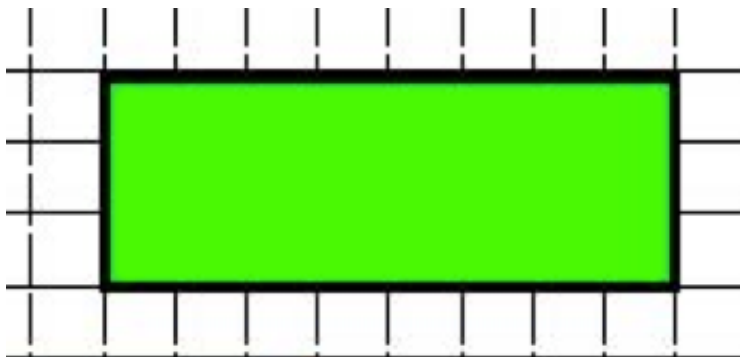
Compares and orders several shapes and objects based on length, area, volume and capacity using appropriate uniform informal units



# Measurement

## Area

A 8 cm by 3 cm rectangle contains  $8 \times 3 = 24$  squares, each with an area of 1 square centimetre. So the area of the rectangle is 24 square centimetres, or  $24 \text{ cm}^2$



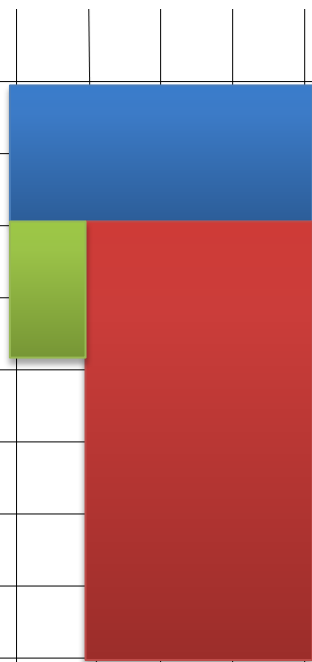
$$\begin{aligned}\text{Area} &= l \times w \\ &= 8\text{cm} \times 3\text{cm} \\ &= 24 \text{ cm}^2\end{aligned}$$



# Measurement

## Area

Multiplication Table grid game





# Measurement Area



# Measurement

## Area

< G R

$2 \times 5 = 10$

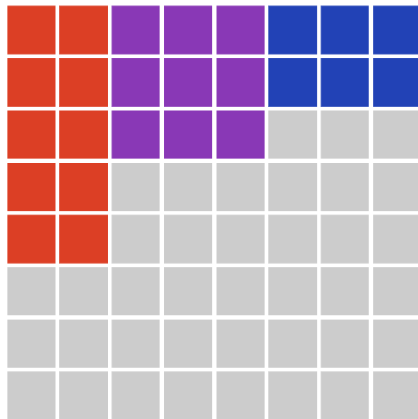
15

$3 \times 3 = 9$

$3 \times 2 = 6$

6

18



< G 20

$2 \times 2 = 4$

$2 \times 2 = 4$

$4 \times 4 = 16$

$2 \times 2 = 4$

$4 \times 1 = 4$

$4 \times 1 = 4$

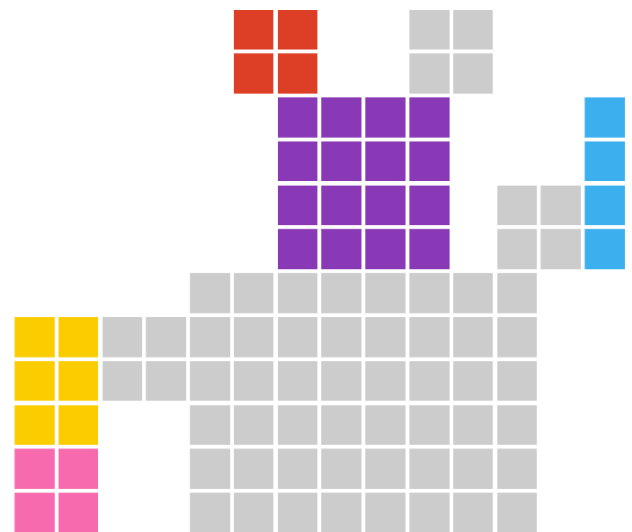
$8 \times 2 = 16$

$4 \times 2 = 8$

$3 \times 2 = 6$

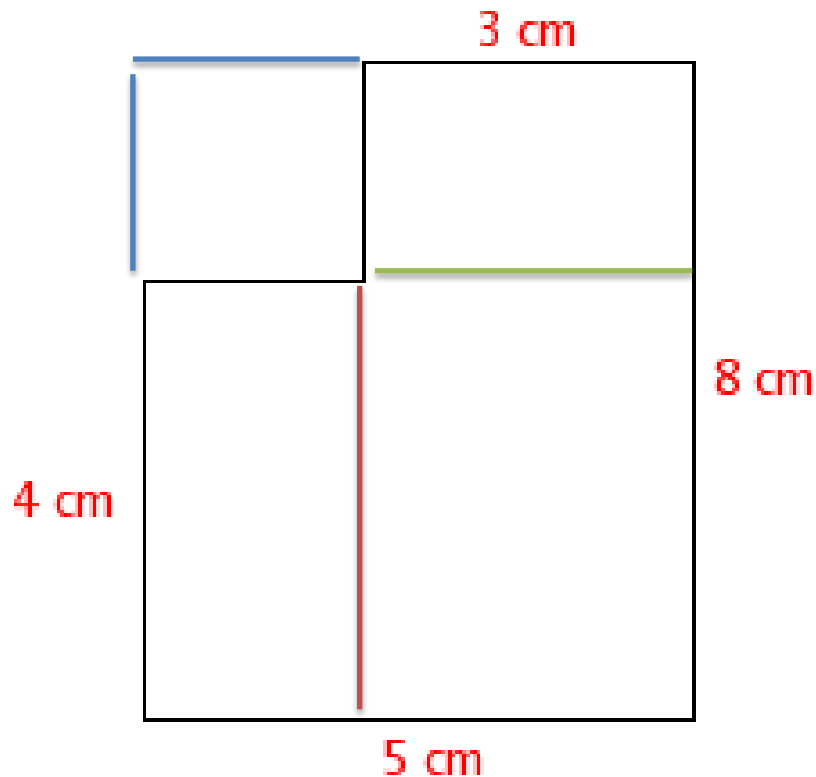
$7 \times 4 = 28$

Stage: 8x



# Measurement

## Area



### Method 1

$$\begin{aligned}\text{Area} &= 4 \times 2 + 3 \times 8 \\ &= 8 + 24 \\ &= 32 \text{ cm}^2\end{aligned}$$

### Method 2

$$\begin{aligned}\text{Area} &= 3 \times 4 + 4 \times 5 \\ &= 12 + 20 \\ &= 32 \text{ cm}^2\end{aligned}$$

### Method 3

$$\begin{aligned}\text{Area} &= 5 \times 8 - 4 \times 2 \\ &= 40 - 8 \\ &= 32 \text{ cm}^2\end{aligned}$$

# Measurement

## Area

Use of subtraction method



*Level 9*

*Calculates the areas of composite shapes*



# Measurement

## Perimeter and Area Relationship

On the grid paper sketch as many different rectangles you can using 12 squares only

Inside each rectangle write its area and perimeter

What do you notice?

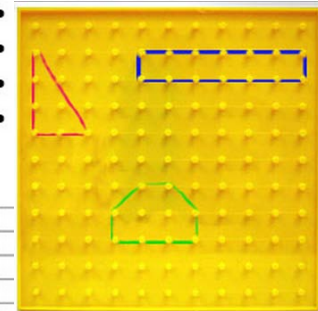
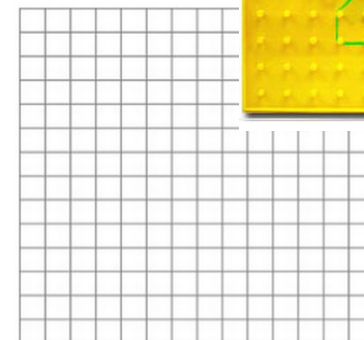
# Measurement

## Perimeter and Area relationship

Two shapes with the same perimeter but different areas

Two shapes with the same area but different perimeters

Make a shape – try to change it to a shape that the area decreases but the perimeter increases






# Measurement

## Problem Solving

The landscape gardeners have thirty-six square paving tiles to make a rest area in the middle of a lawn. To make it easy to mow they want the rest area to be rectangular in shape and have the least perimeter as possible. How can they arrange the tiles?



# Measurement Problem Solving

## Level 3 Problems

The problems have been grouped below by Strand.

### Geometry

[Kitchen Floor](#)  
[Treasure Map](#)  
[CopyCats](#)

### Measurement

[Tims Trip](#)  
[Adams Watch](#)  
[ThousandSec](#)  
[Parking meters](#)

### Statistics

[Dressing](#)  
[Grabbing Cds](#)  
[Coin Shake](#)  
[Training](#)

### Number

[Basketball Caps](#)  
[Pocket Money](#)  
[Legs in Barn](#)  
[500 Problem](#)  
[At the movies](#)  
[Fathers Day Card](#)  
[My Dogs](#)  
[Count to 1000](#)  
[Super Darts](#)  
[Darts](#)  
[Even more pizza](#)  
[Gulls](#)  
[The Rock Pool](#)  
[Lollies, Lollies, Lollies](#)  
[3c and 5c Stamps](#)  
[Make 4.253](#)  
[Invent A Problem](#)  
[Big Magic Squares](#)  
[Decimal Magic Squares](#)  
[Triangle sums](#)

### Algebra

[Shaking Hands](#)  
[Toothpick squares](#)  
[Race to 100](#)  
[Take Two](#)  
[Farm Sheep I](#)  
[Sara's Table](#)  
[Bill's Number Plate](#)  
[Multiples of a](#)  
[Triangular Numbers](#)

### Logic and Reasoning

[Brian's Pegboard I](#)  
[No Three in a Line](#)

# Measurement

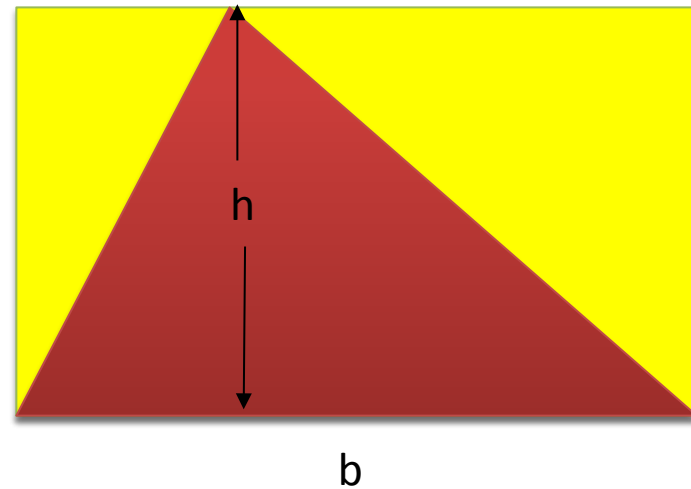
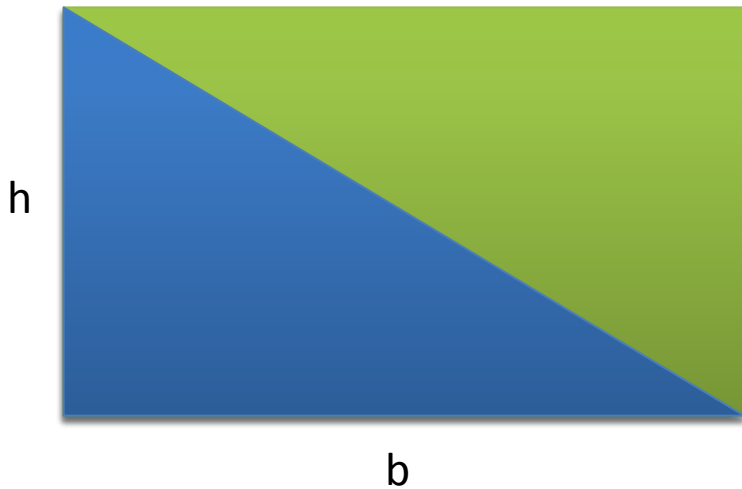
## Problem Solving

Achievement Objectives	Learning Outcomes	Unit title
<u>GM2-1</u>	<ul style="list-style-type: none"> <li>demonstrate a personal benchmark for 1 metre, 1/2 metre</li> <li>identify and use external benchmarks to carry out practical measuring tasks</li> <li>discuss the need for having and using standard measures of length</li> <li>make sensible estimates about the lengths of given objects</li> </ul>	<u>Making Benchmarks</u>
	<ul style="list-style-type: none"> <li>recognise the need for a standard unit of length</li> <li>recognise a metre length</li> <li>estimate and measure to the nearest metre</li> </ul>	<u>Pirate Plays</u>
	<ul style="list-style-type: none"> <li>carry out practical measuring tasks using appropriate metric units.</li> <li>make measurement estimates using appropriate metric units</li> <li>pose measurement questions</li> </ul>	<u>Make a measurement trail</u>
	<ul style="list-style-type: none"> <li>recognise the need for a standard unit of length</li> <li>recognise a centimetre length</li> <li>estimate and measure to the nearest centimetre</li> </ul>	<u>All About Me</u>
<u>GM2-1</u> <u>GM2-2</u>	<ul style="list-style-type: none"> <li>estimate using metres and centimetres</li> <li>measure to the nearest metre and centimetre</li> </ul>	<u>Paper Planes L2</u>
	<ul style="list-style-type: none"> <li>find objects that they estimate to be a 1cm, 10cm, 50cm and one metre long</li> <li>measure lengths of approximately one metre to the nearest cm</li> </ul>	<u>Scavenger Hunt</u>

# Measurement

## Triangles

Area of a triangle is  $A = \frac{1}{2} bh$



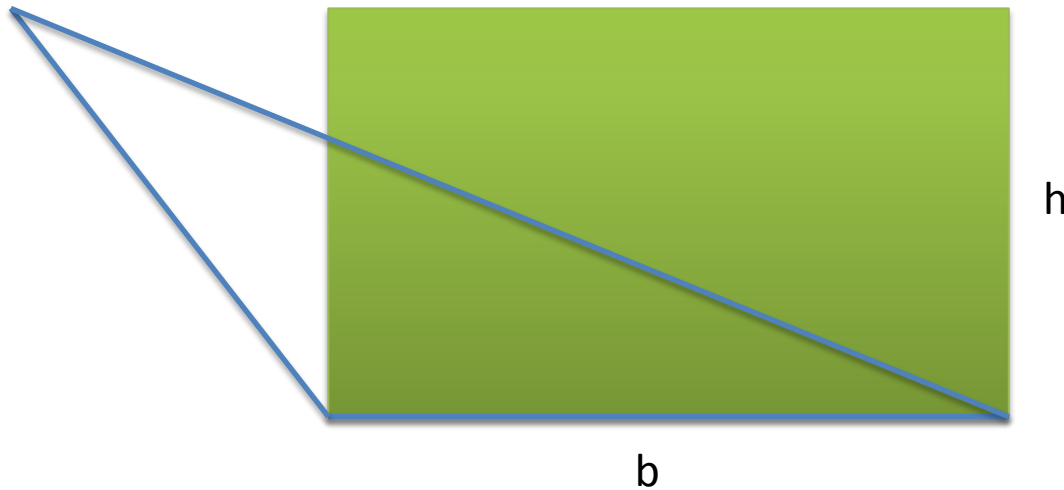
*Level 7*

*Establishes the formulas for areas of rectangles, triangles and parallelograms and uses these in problem solving*

# Measurement

## Triangles

Is the area of this triangle half of the area of this rectangle?



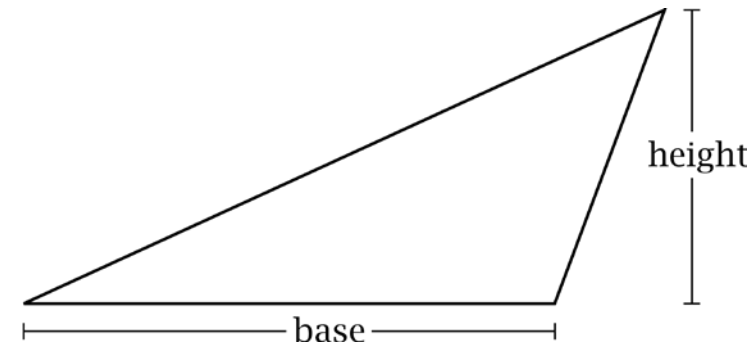
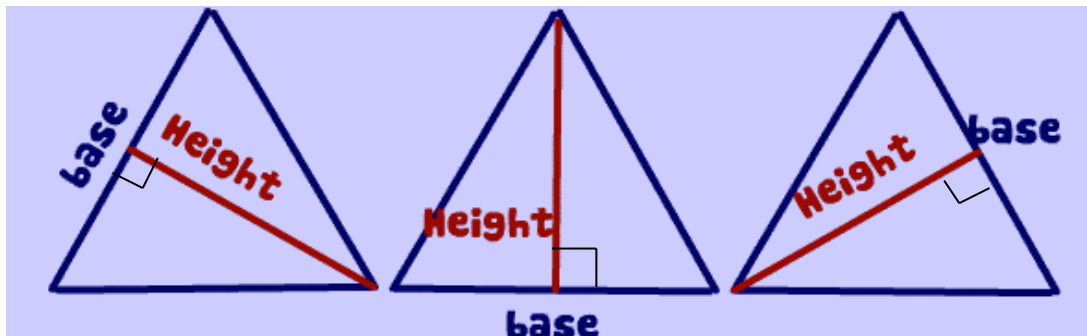
# Measurement

## Height and base

Failure to conceptualise the meaning of height and base in 2 dimensional figures

- Ask the question “What happens when we turn the triangle around and thus choose a different height and base?”

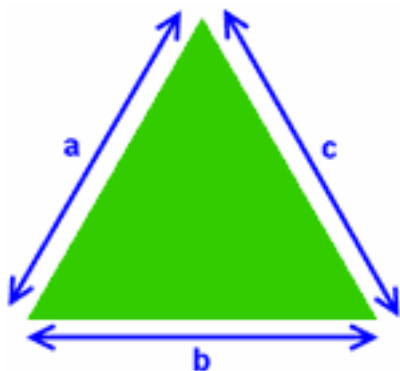
The height is always perpendicular (at a right angle) to the base



# Measurement

## Triangles

Finding the area of any triangle when given the lengths of all three of its sides.



Use "Heron's Formula" or sometimes referred to as 'Hero's Formula"

Heron's formula is named after Hero of Alexandria, a Greek Engineer and Mathematician in 10 - 70 AD.

**Step 1:** Calculate "s"

$$s = \frac{1}{2}(a + b + c) \quad \text{half of the triangles perimeter}$$

**Step 2:** Then calculate the **Area:**

$$A = \sqrt{s(s - a)(s - b)(s - c)}$$

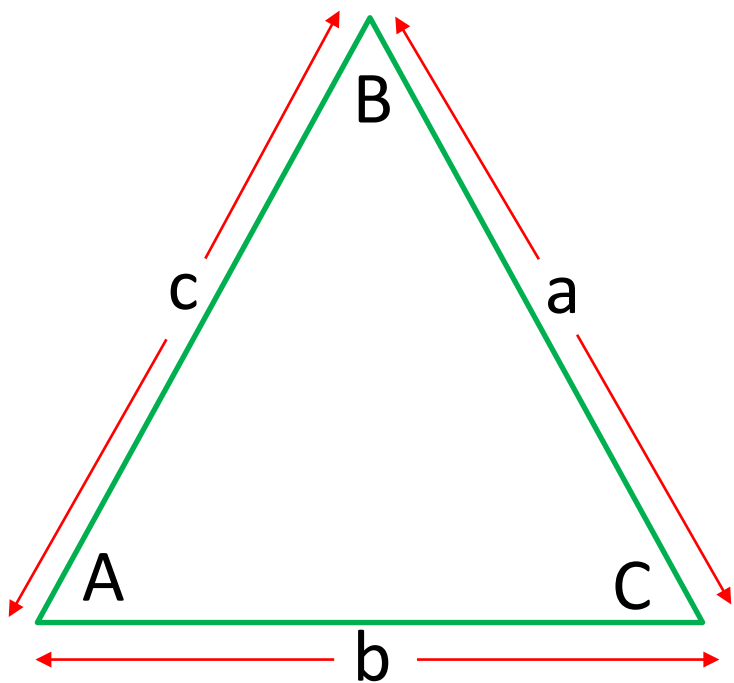
*Level 10A*

*Establish the sine, cosine and area rules for any triangle and solve related problems*

# Measurement

## Triangles

Finding the area of any triangle when given two sides and the included angle



$$\text{Area} = \frac{1}{2} ab \sin C$$

$$\text{Area} = \frac{1}{2} bc \sin A$$

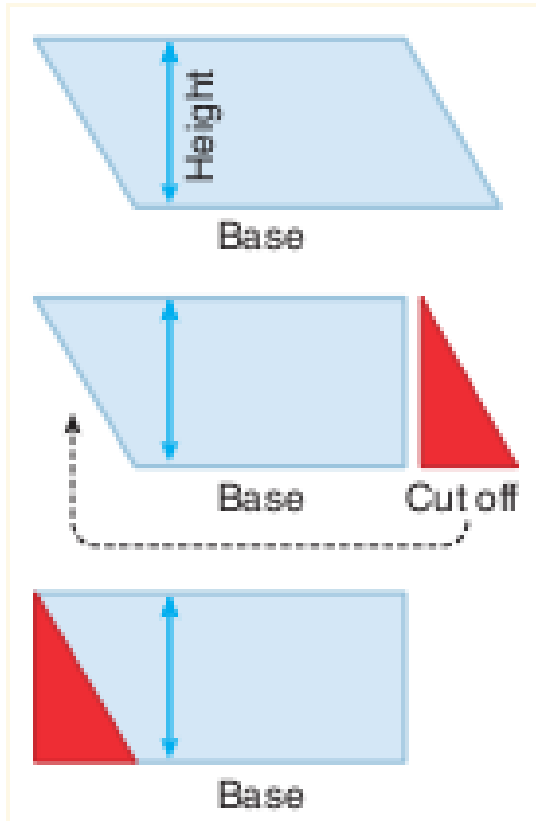
$$\text{Area} = \frac{1}{2} ca \sin B$$

Level 10A

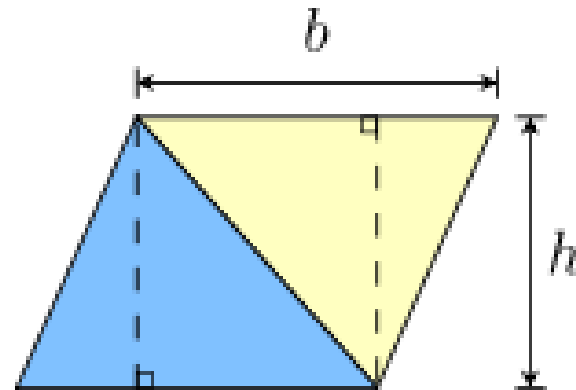
Establish the sine, cosine and area rules for any triangle and solve related problems



# Measurement Parallelogram



Two triangles will always form a parallelogram with the same base and height.

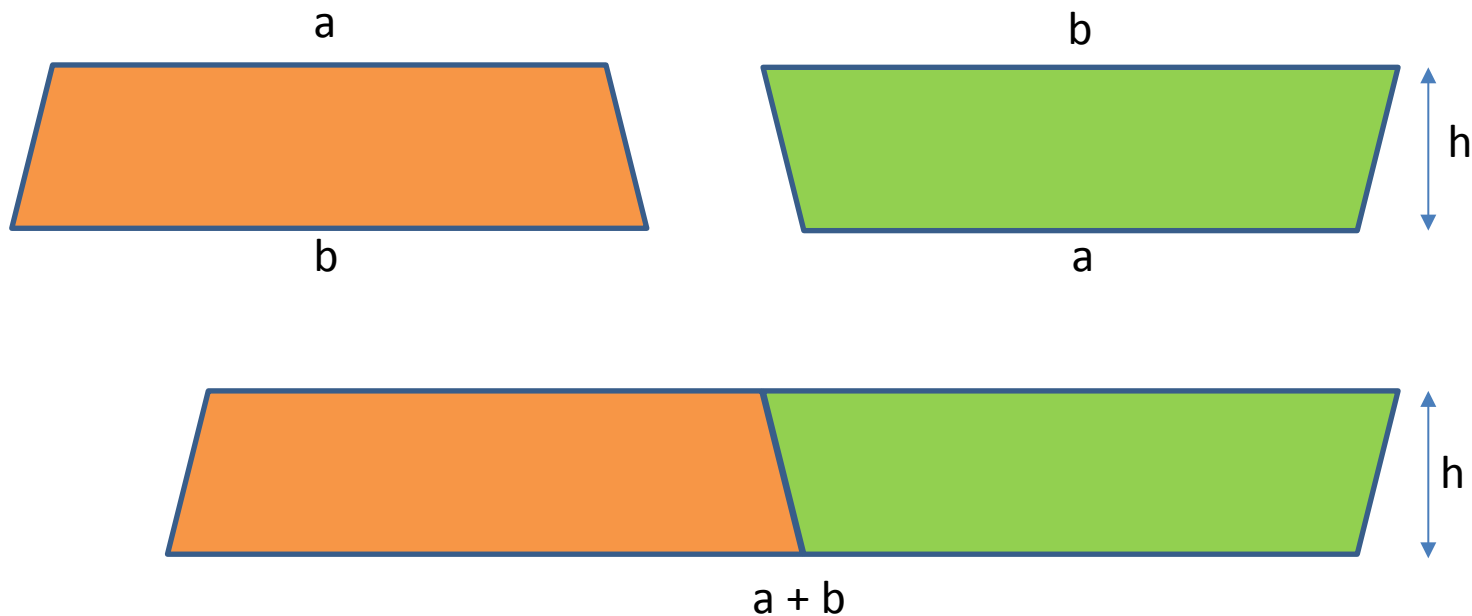


Transforming a parallelogram  
into a rectangle

$$\text{Area} = bh$$

# Measurement

## Trapezium



Two congruent trapezoids always make a parallelogram which helps explain the formula below

$$A = \frac{1}{2} \text{height} \times (a + b)$$

*Level 8*

*Find perimeters and areas of parallelograms, trapeziums, rhombuses and kites*

# Measurement

## Circles

Draw four different size circles and label A, B, C, D  
Measure the diameter and circumference for each circle

Fill in the following table

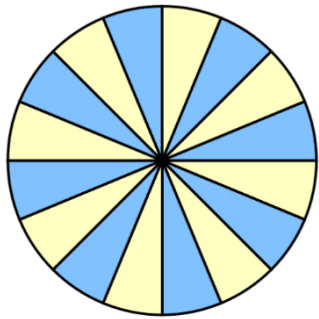
	Diameter (d)	Circumference (C)	$\frac{C}{d}$
A			
B			
C			
D			

What do you notice?

Level 8

*Investigates the relationship between features of circles such as circumference, area, radius and diameter. Uses formulas to solve problems involving circumference and area*


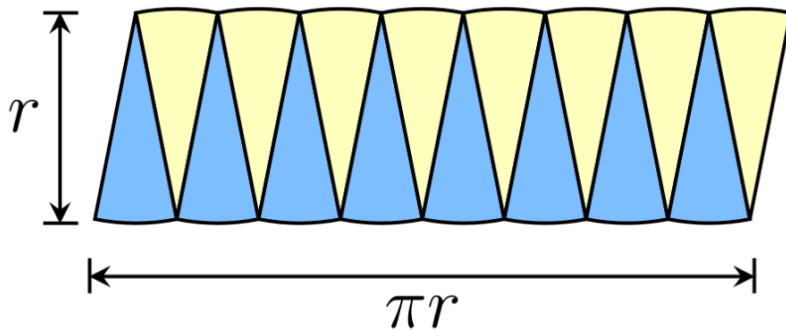
# Measurement Circles



$$C = 2\pi r$$



8 sectors can form a near parallelogram



$$\pi r$$



$$\begin{aligned} \text{Area} &= \pi r \times r \\ &= \pi r^2 \end{aligned}$$

# Measurements

## Capacity and Volume

*Capacity is how much the container is able to hold*

- How much wine can be stored?



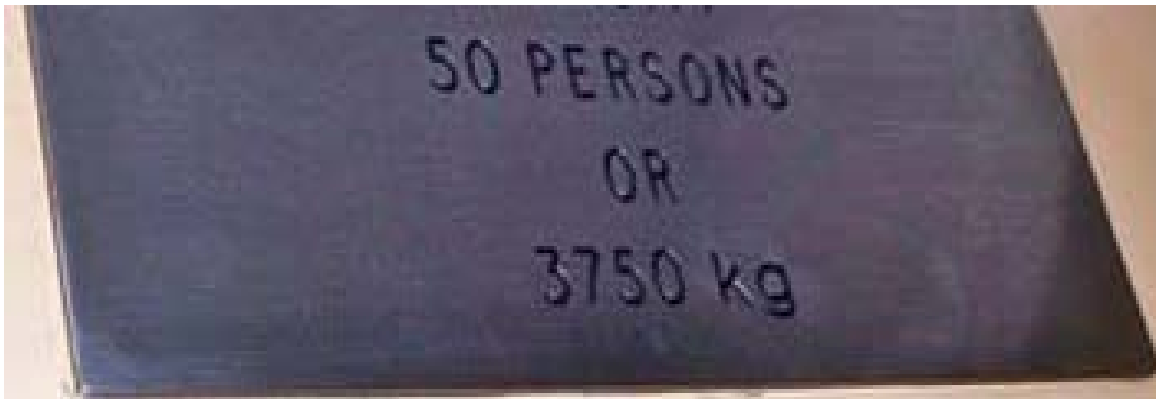
*Volume is the measure of the space taken up by something* (this includes the keg itself)

Level 6

Connects volume and capacity and their units of measurement  
(e.g. recognise that 1mL is equivalent to 1cm<sup>3</sup>)

# Measurements

## Capacity and Volume



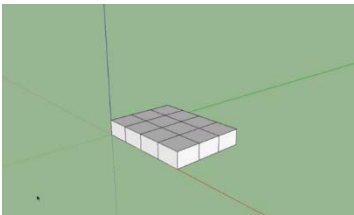
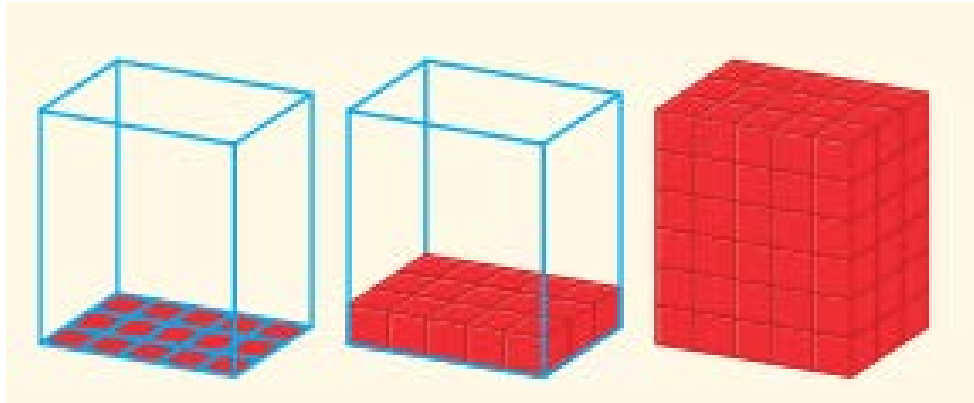
Does this show the volume or capacity of the lift?

Do you measure the volume or capacity of a brick?

# Measurement

## Volume

Why is the volume of a prism equal to area of base multiplied by height?



<https://www.youtube.com/watch?v=xO-rfvp6uNY>

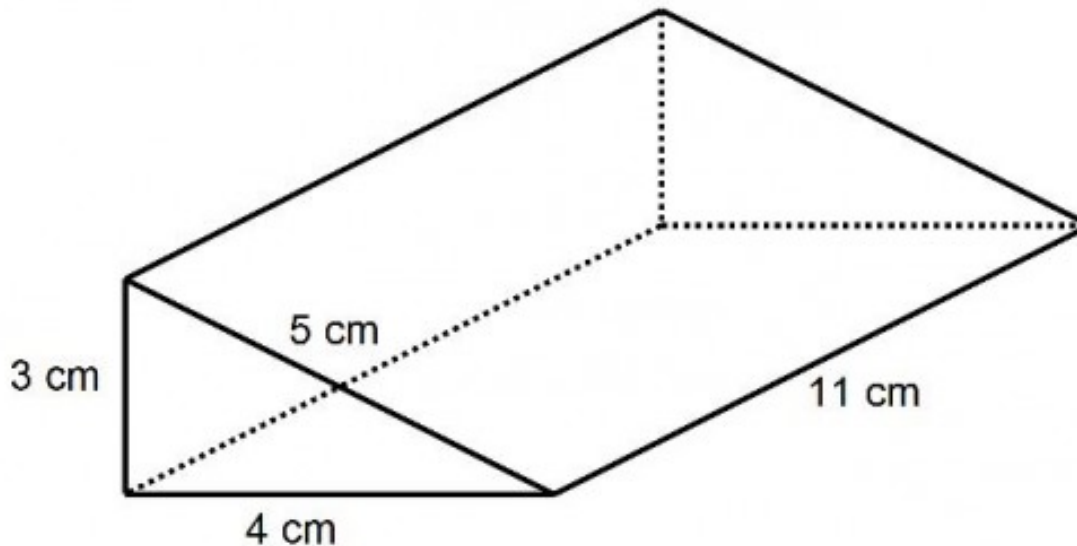
Level 7

Calculates volumes of rectangular prisms

# Measurement

## Volume

Which is the base?



*Level 8*

*Develops the formulas for volumes of rectangular and triangular prisms and prisms in general. Uses formulas to solve problems involving volume*



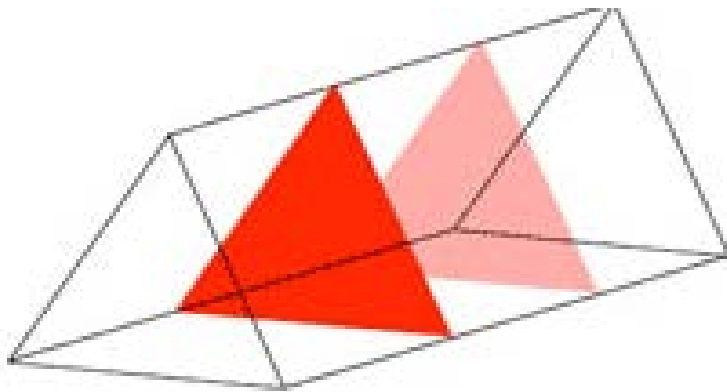
# Measurement

## Volume

### Cross section

If you take a solid and slice it, then the face you create is called a cross-section and the area of the face is called the cross-sectional area.

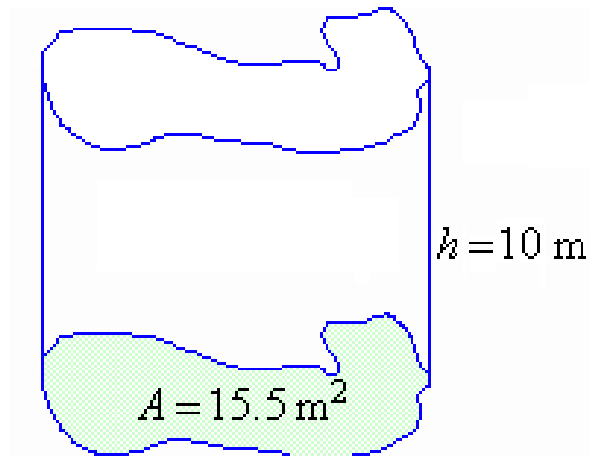
A prism is a solid with **straight** sides which has the same cross-sections.



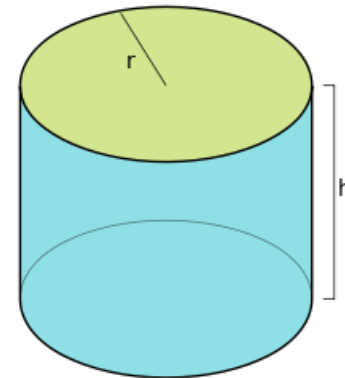
# Measurement

## Volume

*Volume of a prism = Area of base (cross section) x height*



$$\begin{aligned}\text{Volume} &= \text{Area of base} \times \text{height} \\ &= 15.5 \times 10 \\ &= 155 \text{ m}^3\end{aligned}$$



$$\begin{aligned}\text{Volume} &= \text{Area of base} \times \text{height} \\ &= \pi r^2 h\end{aligned}$$

Level 9

Calculates the surface area and volume of cylinders and solves related problems



# Measurement

## Prism and Pyramid

### Investigation

How many times can a pyramid fit into a prism, both with the same base and height?

$$\text{Volume of a pyramid} = \frac{1}{3} \text{ Area of base} \times \text{height}$$

*Level 10A*

Solve problems involving surface area and volume of right pyramids, right cones, spheres and related composite solids



# Measurement

## Total Surface Area

*The total area of all surfaces of a three-dimensional object*

The surface area of a tissue box (rectangular prism) is the area of all 6 faces added together

- concrete materials
- nets
- creation of nets

*Level 9*

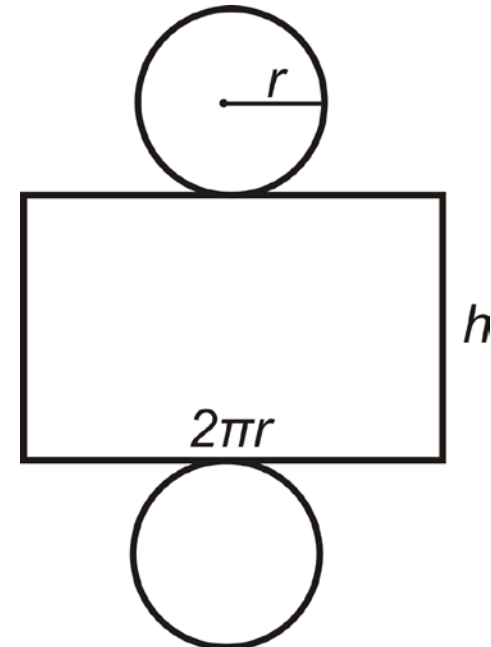
*Calculates the surface area and volume of cylinders and solves related problems*

# Measurement

## Total Surface Area

Use of nets

What size label do I need for a can of soup?



*Level 9 - Calculates the surface area and volume of cylinders and solves related problems*



# Measurement

## Volume and Total Surface Area

Using 12 cubes construct four different arrangements

For each arrangement write the volume and the  
Total Surface Area

What do you notice?

*Level 10*

Solve problems involving surface area and volume for a range of prisms, cylinders and composite solids



# Measurement

## Weight and Mass

*Mass - amount of matter in an object*

*Weight - measure of the pull of gravity on an object*

If you were to go to the moon would an object weigh less or more than the same object on Earth?

If you were to go to the moon would an objects mass change?

# Measurement Questions



# AMSI

## The Team

Schools Manager

Janine McIntosh

[janine@amsi.org.au](mailto:janine@amsi.org.au)

Outreach Manager

Michael O'Connor

[moconnor@amsi.org.au](mailto:moconnor@amsi.org.au)

Outreach Officers

Jacinta Blencowe

[jacinta@amsi.org.au](mailto:jacinta@amsi.org.au)

Sara Borghesi

[sara@amsi.org.au](mailto:sara@amsi.org.au)

Greg Carroll

[greg@amsi.org.au](mailto:greg@amsi.org.au)

Marcus Garrett

[marcus@amsi.org.au](mailto:marcus@amsi.org.au)

Susan James

[susan@amsi.org.au](mailto:susan@amsi.org.au)

Ann Kilpatrick

[ann@amsi.org.au](mailto:ann@amsi.org.au)

Kerrie Shearer

[kerrie@amsi.org.au](mailto:kerrie@amsi.org.au)