


Celebrate Pete and all kinds of cats while motivating readers and developing their literacy skills.

Reading Motivation. Pete the Cat books are great reading motivators for the preschool and primary groups. They invite participation—a great motivator—and can be paired with lessons or storytimes on topics such as colors, math, friendship, feelings, and positive attitude.

Literacy Skills. Pete the Cat books are also excellent to use when working on pre-reading skills with younger children. The large print is easy to call attention to (print awareness). The repetition, rhyme and songs engage children and help them develop phonological awareness—hearing the individual sounds in words. Simple vocabulary, frequent labeling of things (school bus, milk carton, colors, etc.), and slang words you can talk about like “cool” and “groovy” add to vocabulary. These books have many simple themes to talk about with children, and you can easily spend a storytime or library visit reading and talking about just one or two Pete the Cat books.

Pete and Beyond. Extend the Pete the Cat reading theme with other books and topics. Many other fine picture, chapter, and nonfiction books about cats, both domestic and wild, can be added to the Pete books. Storytimes or lessons on clothing (buttons, shoes) or school are other ways to extend Pete. For instance, Pete’s favorite book at the library is a Wild West adventure in *Rocking in My School Shoes*. What

are your group’s favorite library books? What books besides Pete the Cat books will they read and add to their reading records?



Setting the Scene

- Use bookmarks, book bags, and T-shirts from the Pete the Cat Upstart materials as incentives for reaching reading goals or as prizes for winning games or contests. Visit www.upstartpromotions.com.
- Reproduce Check Meowt Shelf Talkers from page 14 to highlight books.
- Next to a copy of *Pete the Cat and His Four Groovy Buttons*, place a clear jar filled with buttons to use as a guessing jar. You might fill one jar with large buttons, another with small buttons, and a third with a mixture of buttons. Hobby and craft stores sell bags of buttons, and you can also find them at resale shops. Don’t miss an opportunity to teach children about estimation. Display books on estimating, like Bruce Goldstone’s *Great Estimations* or *Greater Estimations*. Or, post some estimating tips near the jar.



Pete the Cat Activity Guide



- **Cat Hall of Fame.** Display pictures of famous cats from children's books on a wall or bulletin board. Title the display "Cat Hall of Fame" or "Do you know these cats?" Include fictional characters such as Hello Kitty, Garfield, Cat in the Hat, Pete the Cat, Skippyjon Jones, Puss in Boots, Splat the Cat, Rotten Ralph, Harry (from *The Cricket in Times Square* and others by George Selden), Cat the Cat (from the series by Mo Willems), Jane Tabby (from *Catwings* by Ursula K. Le Guin), Chester (from the series by Mélanie Watt), Tom Kitten (from *The Tale of Tom Kitten* by Beatrix Potter) and others in your collection.
- **Kitty Corner.** Create a reading space and call it the "Kitty Corner." Add a few stuffed cats, lions, or tigers, including a Pete the Cat toy, and a pillow with tiger stripe fabric. Consider allowing children to check out your Pete the Cat toy, or pairing it with a Pete the Cat book that children can check out together.
- **Pete's Purrfect Picks.** Pair a Pete the Cat toy (or homemade Pete the Cat prop) with one or more of "Pete's Purrfect Picks" in a display to highlight any books of your choice. Rotate the display with different groupings of books, like stories about cats or mice, or nonfiction books about lions, tigers, and other felines.
- game of easy math using large colored flannel buttons (see page 9 for button pattern).
- Talk about Pete's positive attitude. Talk about the saying, "When life gives you lemons, make lemonade." What other words might we use for Pete's attitude (hopeful, optimistic, cheery)?
- Reenact *Pete the Cat and His Four Groovy Buttons* using a homemade Pete the Cat puppet with Velcro buttons. Or purchase a Pete the Cat and His Four Groovy Buttons Puppet online (available on Amazon.com from Merrymakers).
- Follow Pete the Cat with an old favorite, *Corduroy*, by Don Freeman, about a stuffed teddy bear who, like Pete, has lost a button, or Patricia Polacco's *Bun Bun Button*, about a stuffed bunny with a button nose that is lost. Older readers will enjoy an entirely different story about buttons in *Buttons for General Washington* by Peter and Connie Roop.

Game: Button, Button, Who's Got the Button?

Have children sit in a circle with their hands in front of them, palms up and together. Choose one child to be the leader. He or she takes a button and goes around the circle pretending to drop the button in each hand. The child drops the button in one person's hands but continues on around the circle so that no one knows where the button is except for the giver and receiver.

Start by saying "Button, button, who's got the button?" to each child. Alternatively, all the children can chime in with the rhyme). The child guessing replies with "Maria has the button!" If the children don't know one another, it's best to have name tags. If they are pre-readers and don't know one another, they can point, and you can say that child's name out loud.

If a child has the button, or hasn't been guessed yet, and it's her turn to guess, she chooses someone else so that no one knows she has the button.

Once the child with the button is guessed, that child is the one to start a new round and distribute the button.

Crafts and Other Activities

Sorting Buttons. Provide paper cups and large buttons in a variety of colors or sizes for children to sort.

Stacking Buttons. Challenge children to stack as many

Program Ideas

• Buttons •

Books to Share and Related Activities

Pete the Cat and His Four Groovy Buttons by James Dean

Joseph Had a Little Overcoat by Simms Taback

Corduroy by Don Freeman

Buttons for General Washington by Peter and Connie Roop

Bun Bun Button by Patricia Polacco

- Show the HarperKids YouTube video, *Pete the Cat and His Four Groovy Buttons*, at www.youtube.com/watch?v=M2YwCgtvnNg and then read the story, inviting participation. Or preview the video beforehand, learn the tune, and teach it to the children.
- Extend the math concept in *Pete the Cat and His Four Groovy Buttons* and follow up with a flannel board



Pete the Cat Activity Guide



buttons as they can in a button tower. Because the buttons are not identical, this task is not as easy as it seems.

Button Pictures. Use buttons to decorate or complete a picture, e.g., glue buttons onto a drawing of a cone for the ice cream, or balloons on strings, leaves on trees, etc.

Button Animals. Provide pipe cleaners and buttons and challenge children to create cats or other animals.



Learning Letters. Print and cut out paper buttons (see pattern on page 9), or purchase bags of craft buttons from a hobby or craft store. Have children glue the buttons on card stock in the shapes of letters. They can each make one letter, spell their name or initials, or create any other letters they like.

• Colors •

Books to Share

Pete the Cat: I Love My White Shoes by Eric Litwin and James Dean

Pete the Cat and His Four Groovy Buttons by Eric Litwin and James Dean

Dog's Colorful Day by Emma Dodd

Mouse Paint by Ellen Stoll Walsh

Website

YouTube. Watch Riverside School performing *I Love My White Shoes* at www.youtube.com/watch?v=jjRT_T73PJA. Or show Eric Litwin and James Dean performing it at www.youtube.com/watch?v=nUubMSfIs-U.

Games and Activities

- With children seated, ask those with red shoes (or shirts) to stand up. Continue asking for other colors until everyone is standing.
- Ask children what their favorite color is. Have children graph the results with colored buttons on a graph drawn on tag board.
- Gather a large collection of buttons in many colors. Use them for a sorting game. If you don't have buttons, use a hole punch to cut 1-inch or 2-inch circles from colored paper or card stock in a variety of colors. Children can sort them in cupcake tins or egg cartons.

• Shoes •

Books to Share

Pete the Cat: I Love My White Shoes by Eric Litwin and James Dean

Shoe-la-la! by Karen Beaumont

Those Shoes by Marybeth Boelts

Craft

Shoe Print Pictures. Use the outline of a flip-flop or sneaker from page 13 (or make shoe prints with paint in advance) as a base. Make copies for each child. Then challenge children to create anything from the shoe print. Provide markers, crayons, paper scraps, paint, glue, scissors, and other materials as desired.

Games and Other Activities

Shoe Scramble

1. Children remove their shoes and place them in a pile. Scramble up all the shoes, and then line up the players side by side on a starting line a short distance away.
2. When you say "Go," players race to find and put on both of their shoes and then race back to the starting line.

Shoe Tying. Make or purchase one or more shoe-tying practice boards for children to practice tying their shoes.

Cobbler, Cobbler, Mend My Shoe. Have children sit in a circle. Choose one child to sit in the center and close or cover his/her eyes. Using any shoe (or a sneaker like Pete the Cat's), direct children in the circle to pass the shoe as they recite this rhyme:

Cobbler, cobbler, mend my shoe.
Get it done by half past two!
Stitch it up and stitch it down.
Now see with whom the shoe is found.

When the children have finished the rhyme, the child left holding the shoe quickly hides it behind her back while the other children put their hands behind their backs. The child in the center then opens his eyes and tries to guess who has the shoe. He gets three guesses. The child who has the shoe goes to the center and gets to guess on the next round.



Pete the Cat Activity Guide



• Clever Cats •

Books to Share

Six-Dinner Sid by Inga Moore

Chester by Mélanie Watt

Puss in Boots by Charles Perrault (or your favorite version of the story)

Website

YouTube. *Cat Burglar.* www.youtube.com/watch?v=2qSLvkskXFA. Show this news story about a very clever cat in a California neighborhood that steals things from the neighbors and brings them home.

Activity

Reproduce and distribute the Cat Word Games on page 8.

• Drawing with Pete •

Books to Share

Pete the Cat series

“The Black Cat” from *The Story Vine* by Anne Pellowski

The Boy Who Drew Cats, a Tale of Japan retold by

Aaron Shepard at www.aaronshep.com/stories/045.html.

The Cat Who Went to Heaven by Elizabeth Coatsworth

Activities

- After reading a Pete the Cat story of your choice, read aloud “The Black Cat,” a tell-and-draw story found in *The Story Vine* by Anne Pellowski. You may adapt this a bit and use a dark blue marker to make the cat the same color as Pete. Follow this with Aaron Sheppard’s story “The Boy Who Drew Cats” to segue to a drawing activity. In a similar vein, Elizabeth Coatsworth’s *The Cat Who Went to Heaven*, a Newbery winner in 1931, makes a lovely read-aloud (albeit over a few days) for elementary children.
- Depending on the age of your group and your resources, provide paper (rice paper, construction paper, etc.) and ink, pencils, markers, crayons, or watercolors, and invite children to draw cats. This can be a free-form art activity in which you provide lots of images of cats and a variety of materials. Children may want to try

to draw Pete—lots of triangles and ovals—or another cartoon-like image, such as Hello Kitty. Or, they may want to attempt a more realistic cat. Pinterest offers many links to “how to draw a cat” web pages should you want some drawing tips.

Reader's Theater

Adapting children’s books for reader’s theater performances allows children to practice oral reading, work collaboratively, and share the fun of books. Pete the Cat books are easy to adapt for a reader’s theater or choral reading. *Pete the Cat and His Magic Sunglasses*, for example, works well because children can take the parts of the narrator, Pete, Frog, Turtle, Squirrel and Alligator. The Riverside School presentation mentioned on page 3 demonstrates another way to perform *I Love My White Shoes*. Choose a favorite, and adapt it for a reader’s theater or a choral performance. For more reader’s theater scripts of stories related to cats and shoes, visit these sites:

Pinellas County Schools. <http://it.pinellas.k12.fl.us/Teachers3/gurianb/ReadersTheater.html>. You’ll find *Mr. Putter and Tabby Feed the Fish* and other scripts written for second grade at this site.

Dr. Young’s Reading Room. www.thebestclass.org/rtscripts.html. Here you’ll find *Skippyjon Jones* (developed for a second grade class) and many other scripts for various grades.

Aaron Shepard’s RT Page www.aaronshep.com/rtl/index.html#RTE. This site offers a slew of scripts adapted by Aaron Shepard, as well as tips and other helpful information on reader’s theater.

Writing Activities: Poetry with Pete

Books

Pete the Cat series

Cat Poems by Dave Crawley

Cat by Matthew Van Fleet

Won Ton: A Cat Tale Told in Haiku by Lee Wardlaw



Pete the Cat Activity Guide



Cats can inspire several poetry writing activities. Share some cat poems first. *Cat* by Mathew Van Fleet offers photographs and lots of descriptive words about cats to get creative juices flowing.

1. Have children create an acrostic poem by describing a cat in just three words.

C

A

T

2. Have children write a poem about Pete.
3. Share *Won Ton: A Cat Tale Told in Haiku* and then have children write a haiku (three lines with five syllables in the first line, seven syllables in the second line, and five syllables in the third line).
4. Have children write a poem from the point of view of a cat.

Special Event

• Party with Pete •

Have a party with Pete the Cat and help out your local animal shelter at the same time. Ask participants to bring cat food, kitty litter, or other animal shelter requests to the party to be donated to your shelter. Invite a representative from the shelter to talk briefly about his or her work.

Another angle for this party is to promote healthy cat care. Visit the Humane Society of the United States' website at www.humanesociety.org/animals/cats/tips/cat_toys.html for more information or WikiHow's "How to Make Cat Toys" at www.wikihow.com/Make-Cat-Toys for ideas on cat toys to make at the party.

Pete's party is a perfect opportunity for a song fest or sing-along. Dress up like Pete the Cat, grab a guitar, and get children movin' and groovin' with Pete. Be sure to include *Wheels on the Bus* and *Old MacDonald Had a Farm*, two Pete the Cat song picture books.

Decorations

Hang up posters. Purchase dark blue balloons and decorate them to look like Pete the Cat: affix paper eyes, nose, ears, and whiskers with glue dots on inflated balloons.

Books to Read Aloud

Pete the Cat series

Lost Cat by C. Roger Mader

Jokes

Did you hear about the cat who swallowed a ball of yarn?

She had a litter of mittens.

What is a cat's favorite color?

Purrrrr-ple

What games do cats like to play with mice?

Catch

Why did the cat run away from the tree?

It was afraid of its bark.

What do cats read in the morning?

Mews-papers.

Games and Activities

What's Your Cat Name? Begin the party by giving each child a "pet" name tag. (See the Pet I.D. Tags on page 15). Either assign children cat names for the party—Fuzzy, Pete, Mitzie—or have them choose their own.



Face Painting. Paint kids' faces like cats, tigers, or lions.

Name That Cat. Print out pictures of well-known cats like the ones in the Famous Cats Word Search on page 10. With children seated, hold up the pictures one by one, and ask children to Name That Cat.

Meow Time. Children sit in a circle. Ask one child to meow. Continue around the circle. Then ask for angry meows, sad meows, hungry meows, and so on.

Guess How Many Cat Treats. Fill a clear jar with cat treats and challenge children to guess how many treats are in the jar. Winner or winners can get a prize, such as a T-shirt or bag. The treats can go to a local animal shelter.

Find the Strays Scavenger Hunt. Hide small cats around the room. Use small stuffed animals, make little craft cats such as the stand up cat cards at www.enchantedlearning.com/crafts/cards/cat/ (or with the pattern on page 12), or



Pete the Cat Activity Guide



just cut out pictures of cats. Tell the children that many stray cats are loose in “town” and ask them to find the cats so they can be taken to the animal shelter. When they have rounded up all the strays, celebrate with some treats like Goldfish crackers or Swedish fish.

Famous Cats Word Search. Print the word search on page 10 and distribute to partygoers.

Resources

Websites

The Boy Who Drew Cats, A Tale of Japan. www.aaronsherp.com/stories/045.html. Aaron Shepard retells the tale.

Enchanted Learning. Cute Cat Cards. www.enchantedlearning.com/crafts/cards/cat/. Directions for making stand-up cats.

HarperCollins. Pete the Cat. www.harpercollinschildrens.com/feature/petethecat/. Includes Pete the Cat songs, videos, and reproducibles to download.

Humane Society. Cat Toys. www.humanesociety.org/animals/cats/tips/cat_toys.html. Advice on playing with cats and the kinds of things cats like to play with as well as items to avoid.

Pinellas County Schools. <http://it.pinellas.k12.fl.us/Teachers3/gurianb/ReadersTheater.html>. You'll find *Mr. Putter and Tabby Feed the Fish* and other scripts written for second grade at this site.

Dr. Young's Reading Room. www.thebestclass.org/rtscripts.html. Here you'll find *Skippyjon Jones* (developed for a second grade class) and many other scripts for various grades. You'll find other *Mr. Putter and Tabby* scripts at this site.

Aaron Shepard's RT Page. www.aaronsherp.com/rt/index.html#RTE. This site offers a slew of scripts adapted by Aaron Shepard, including *Which Shoes Do You Choose?*, as well as tips and other helpful information on reader's theater.

YouTube. Cat Burglar. www.youtube.com/watch?v=2qSLvkskXFA. News story about a clever cat in a California neighborhood that steals things from the

neighbors and brings them home.


YouTube. I Love My White Shoes.

www.youtube.com/watch?v=jjRT_T73PJA. Riverside School performs *Pete the Cat: I Love My White Shoes*.

YouTube. I Love My White Shoes. www.youtube.com/watch?v=nUubMSfIs-U. Eric Litwin and James Dean perform *Pete the Cat: I Love My White Shoes*.

YouTube. Pete the Cat and His Four Groovy Buttons. www.youtube.com/watch?v=M2YwCgtvnNg. Lively narration of the story from HarperCollins.

WikiHow. How to Make Cat Toys. www.wikihow.com/Make-Cat-Toys. Advice on playing with cats and several ideas for homemade cat toys.



Books

- **Bun Bun Button** by Patricia Polacco. Putnam, 2011. 40 p. ISBN 978-0399254727. P–2.
- **Cat** by Matthew Van Fleet. Simon & Schuster, 2009. 20 p. ISBN 978-1416978008. P–2.
- **The Cat Who Went to Heaven** by Elizabeth Coatsworth. Simon & Schuster, 1967. 72 p. ISBN 978-0027197105, pap. 2+.
- **Chester** by Mélanie Watt. Kids Can Press, 2007. 32 p. ISBN 978-1554531400. K–3.
- **Corduroy** by Don Freeman. Puffin, 1976. 32 p. ISBN 978-0140501735, pap. P–2.
- **Dog's Colorful Day** by Emma Dodd. Puffin, 2003. 32 p. ISBN 978-0142500194, pap. K–3.
- **Gerald McBoing Boing** by Dr. Seuss. Golden Books, 2004. ISBN 0375827218. K–3.
- **Great Estimations** by Bruce Goldstone. Henry Holt, 2006. 32 p. ISBN 978-0805074468. 2–5.
- **Greater Estimations** by Bruce Goldstone. Henry Holt, 2008. 32 p. ISBN 978-0805083156. 2–5.
- **Joseph Had a Little Overcoat** by Simms Taback. Viking, 1999. 32 p. ISBN 978-0670878550. P–4.
- **Lost Cat** by C. Roger Mader. Houghton Mifflin



Pete the Cat Activity Guide



- Books for Children, Harcourt, 2013. 32 p. ISBN 978-0547974583. P-3.
- ***Mouse Paint*** by Ellen Stoll Walsh. Houghton Mifflin Books for Children, 1995. ISBN 978-0152001186, pap. P-1.
 - ***Pete the Cat and His Four Groovy Buttons*** by Eric Litwin and James Dean. HarperCollins, 2012. 40 p. ISBN 978-0062110589. P-3.
 - ***Pete the Cat and His Magic Sunglasses*** by James Dean and Kim Dean. HarperCollins, 2013. 40 p. ISBN 978-0062275561. P-3.
 - ***Pete the Cat: I Love My White Shoes*** by Eric Litwin and James Dean. HarperCollins, 2010. 40 p. ISBN 978-0061906220. P-3.
 - ***Pete the Cat: Old MacDonald Had a Farm*** by James Dean. HarperCollins, 2014. 32 p. ISBN 978-0062198730. P-3.
 - ***Pete the Cat: Rocking in My School Shoes*** by Eric Litwin and James Dean. HarperCollins, 2011. 40 p. ISBN 978-0061910241. P-3.
 - ***Pete the Cat: Twinkle, Twinkle, Little Star*** by James Dean. HarperCollins, 2014. 32 p. ISBN 978-0062304162. P-3.
 - ***Pete the Cat: The Wheels on the Bus*** by James Dean. HarperCollins, 2013. 32 p. ISBN 978-0062198716. P-3.
 - ***Shoe-la-la!*** by Karen Beaumont. Scholastic, 2011. 40 p. ISBN 978-0545067058. P-2.
 - ***Six-Dinner Sid*** by Inga Moore. Simon & Schuster, 1991. 32 p. ISBN 978-0671731991. P-2.
 - ***The Story Vine*** by Anne Pellowski. Aladdin, 2008. 132 p. ISBN 978-1416975786, pap. PK-3.
 - ***Those Shoes*** by Maribeth Boelts. Candlewick, 2009. 40 p. ISBN 978-0763642846. K-3.
 - ***Won Ton: A Cat Tale Told in Haiku*** by Lee Wardlaw. Henry Holt, 2011. 40 p. ISBN 978-0805089950. P-3.



Cat Word Games



How many words can you think of that start with “cat”?





How many words can you think of that rhyme with “cat”?

Cat Quiz

1. This cat can swim. _____
2. You put this cat on hotdogs and hamburgers. _____
3. This cat plays baseball. _____
4. This cat can fly. _____
5. This cat imitates another. _____
6. This cat hurled heavy stones during the Middle Ages. _____
7. This cat is in the library, and it lists all the books there. _____



Button Reproducibles





Famous Cats Word Search



Use the word bank below to find and circle these famous felines from books.


- Hello Kitty
- Garfield
- Cat in the Hat
- Pete the Cat
- Skippyjon Jones
- Puss in Boots
- Splat the Cat
- Rotten Ralph
- Chester
- Cat the Cat

S	T	Y	X	S	J	N	J	Y	W	S	T	M	G	A
R	E	A	S	A	S	O	Z	R	T	S	A	L	B	P
R	O	N	C	J	Y	Z	R	O	G	Y	H	N	W	T
Q	Y	T	O	E	F	X	O	Y	B	V	E	J	M	S
I	Q	W	T	J	H	B	N	I	R	R	H	I	N	H
S	J	I	P	E	N	T	K	O	E	Y	T	X	D	E
O	N	Z	Z	I	N	O	T	F	P	F	N	B	L	L
Q	H	J	S	E	W	R	J	A	G	T	I	M	E	L
B	L	S	U	N	N	U	A	Y	C	F	T	M	I	O
K	U	A	V	T	I	D	E	L	P	X	A	P	F	K
P	P	C	M	E	F	O	P	P	P	P	C	Y	R	I
T	A	C	E	H	T	E	T	E	P	H	I	W	A	T
K	E	G	A	Z	S	K	K	F	B	K	P	K	G	T
S	P	L	A	T	T	H	E	C	A	T	K	G	S	Y
C	H	E	S	T	E	R	P	Q	R	V	G	F	U	B














Pete the Cat Puppet



Cut him out, color him, add some buttons, put him on a craft stick, and decorate him however you would like!




Pete the Cat Cards





Shoe Print Pictures






Check Meowt Shelf Talker



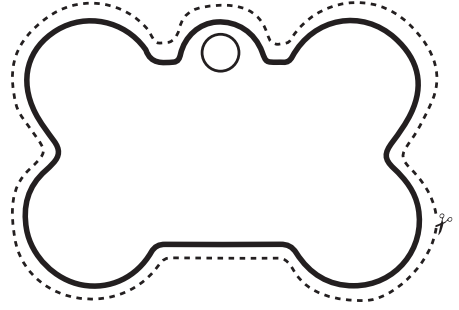
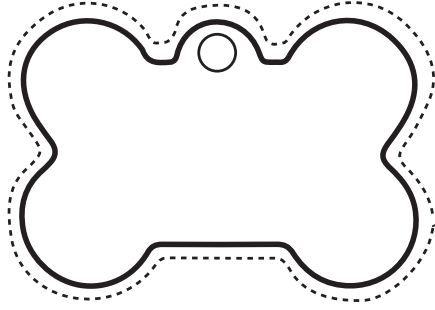
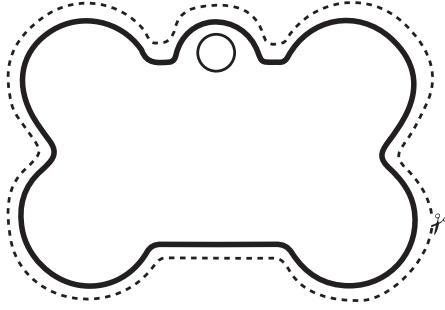
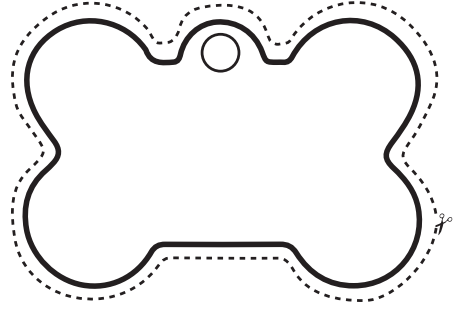
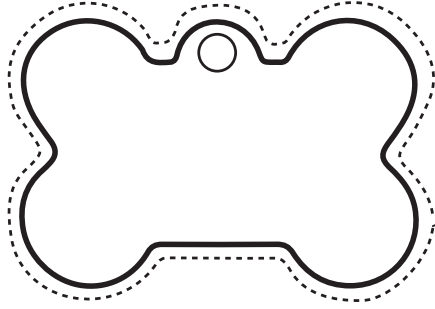
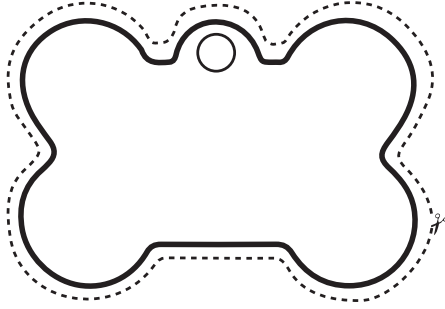
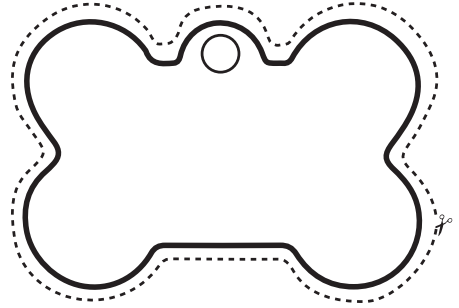
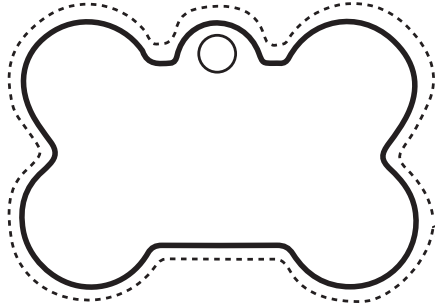
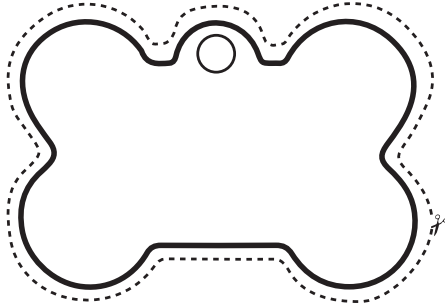
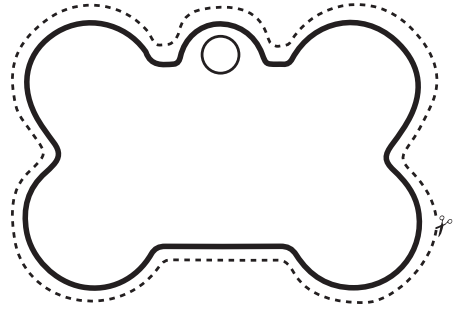
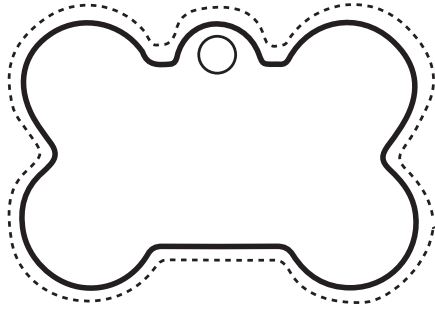
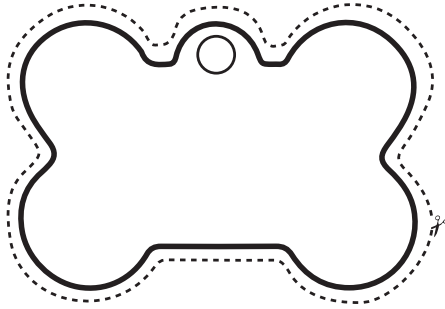
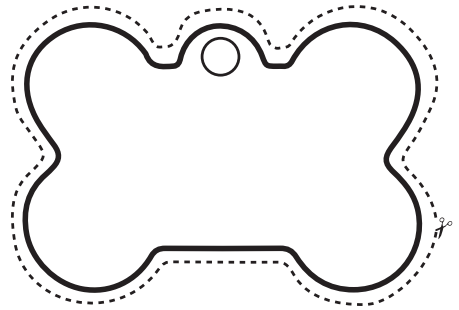
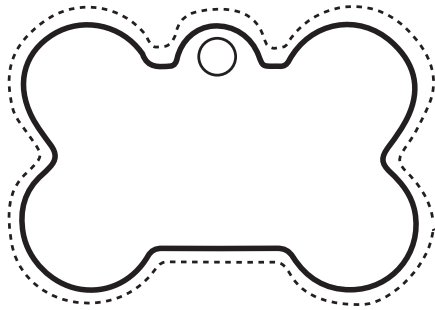
CUT → 



← FOLD



Pet I.D. Tags





Famous Cats Word Search and Cat Quiz Answer Key



- Hello Kitty
- Garfield
- Cat in the Hat
- Pete the Cat
- Skippyjon Jones
- Puss in Boots
- Splat the Cat
- Rotten Ralph
- Chester
- Cat the Cat

S	T	Y	X	S	J	N	J	Y	W	S	T	M	G	A
R	E	A	S	A	S	O	Z	R	T	S	A	L	B	P
R	O	N	C	J	Y	Z	R	O	G	Y	H	N	W	T
Q	Y	T	O	E	F	X	O	Y	B	V	E	J	M	S
I	Q	W	T	J	H	B	N	I	R	R	H	I	N	H
S	J	I	P	E	N	T	K	O	E	Y	T	X	D	E
O	N	Z	Z	I	N	O	T	F	P	F	N	B	L	L
Q	H	J	S	E	W	R	J	A	G	T	I	M	E	L
B	L	S	U	N	N	U	A	Y	C	F	T	M	I	O
K	U	A	V	T	I	D	E	L	P	X	A	P	F	K
P	P	C	M	E	F	O	P	P	P	P	C	Y	R	I
T	A	C	E	H	T	E	T	E	P	H	I	W	A	T
K	E	G	A	Z	S	K	K	F	B	K	P	K	G	T
S	P	L	A	T	T	H	E	C	A	T	K	G	S	Y
C	H	E	S	T	E	R	P	Q	R	V	G	F	U	B

Cat Quiz Answers:

1. Catfish 2. Catsup 3. Catcher 4. Catbird 5. Copycat 6. Catapult 7. Catalog

