

Wonders

3rd Grade

Unit 1, Week 1



Literacy Work Stations:
posters, handouts,
manipulatives, etc.

created by: Rhoda Toynbee
(Rhoda Design Studio)

Wonders

3rd Grade

Unit 1, Week 1

This resource includes the following items:

Unit Focus Posters:

Essential Unit Question
Weekly Skills

Literacy Work Stations:

Parts of Speech (Grammar)
Sentence Fix Up (Grammar)
Flash Cards (Spelling)
Word Unscramble (Spelling)
Word Sort (Phonics)
Prefixes/Suffixes Match-Up (Phonics)
Word Matches: Synonyms/Antonyms (Vocabulary)
Word/Definition Match Up (Vocabulary)

Comprehension/Organization:

Graphic Organizers (for each story)
Response to Literature Question sheets

This resource has been created to use with the Wonders Reading Program by McGraw-Hill. It supports the 3rd grade reading curriculum by providing Literacy Work Stations.

It can also be used seamlessly with "The Daily Five".

"Literacy work stations remain set up all year long. Materials are changed to reflect children's reading levels, strategies being taught, and topics being studied."

~What is a Literacy Work Station by Debbie Diller


The packets created for the Wonders Reading Program will include similar games and activities so that you only need to teach your students how to work at the station once or twice. After that, the content will change based on the unit and week, but the work station theme or activity won't.

Follow me for updates:

<http://rhodadesignstudio.com/blog>

Essential Question:

What can stories
teach you?



Comprehension Strategies:

Visualize


Look for colorful words as you read. Use these words to visualize, or form pictures, in your mind.



Comprehension Strategies:

Character

A character's actions and feelings make the events in a story happen. Traits are the special ways the character behaves.



Genre:

Fantasy

A **fantasy**:

- ➔ Has characters, settings, or events that do not exist in real life.
- ➔ Has illustrations that help tell the story.
- ➔ Teaches a lesson.



Vocabulary Strategy:

Synonyms

Synonyms are words that have the same meaning. Sometimes you may read a word you don't know. Use its synonym to figure out what it means.

grumbled

growled





Parts of Speech

For each of your spelling words, tell which part of speech it is. Some words might be categorized as more than one!

example: camp

We found a place to build a camp. (noun)

We camp every summer. (verb)

Parts of speech:

noun - person, place or thing

verb - action words

adjective - describes a noun

adverb - describes a verb

Spelling Words

clap	rack	click
camp	grabs	pink
hand	glad	sick
stamp	bill	grin
snack	miss	lift
anthill	cramp	flicker

Part of Speech

Write each of your spelling words. Then tell which part of speech it is.

(noun, verb, adjective, adverb)

Name: _____

Date: _____

Spelling Word	Part of Speech
1.	
2.	
3.	
4.	
5.	
6.	
7.	
8.	
9.	
10.	
11.	
12.	
13.	
14.	
15.	
16.	
17.	
18.	



Fix the Sentence



Each sentence has mistakes. There are misspelled words, punctuation errors, and words that should be capitalized. Find the errors and rewrite the sentence correctly on your record sheet.

Example:

clap your hands after the plae?

Clap your hands after the **play**.



1. after walk for many days, a Wolf wanderred into a quiet litle town

2. Ther's a Farm outside this village, he thot?

3. he peered over the fram fence. he saw a pige, a duc, and a cow read in the Son

4. The Wolf had never seen animals reading before.

5. What is that awful noise?
complained the cow

6. This is a farm for educated animals. Now be a good wolf and go Away?

7. The wolf was Serious and Hardworking. after much efort He learned to red and rite

8. The wolf went back to the Farm and jumpd over the fence.

9. He jmped back over the rence and ran straight to the Public Library?

Fixed Sentences

Write each sentence with the correct spelling, capitalization, and spelling.

Name: _____

Date: _____

1. _____

2. _____

3. _____

4. _____

5. _____

6. _____

7. _____

8. _____

9. _____










Spelling Flashcards



Write each of your spelling words on a card.

Decorate with pictures or clues to help you remember how to spell the word.





Unscramble the Word



Each of your spelling words is mixed up.
Unscramble the word and write it correctly
on the record sheet.



Spelling Scramble

1. plca	2. lcikc	3. garbs
4. pnik	5. cksi	6. gdla
7. lilb	8. acrk	9. dahn
10. tnialhl	11. mstap	12. mapc
13. nscak	14. girn	15. kcifler
16. msis	17. tlif	18. pcarm

Unscrambled Spelling

Unscramble each spelling word and write it on the lines below.

Name: _____

Date: _____

Spelling Words
1.
2.
3.
4.
5.
6.
7.
8.
9.
10.
11.
12.
13.
14.
15.
16.
17.
18.

Word Sorts



Sort each of your spelling words into their correct piles based on the phonics rule.

Short Vowels:

a, i



Short



a

Short



i

Phonics Words

back	clap	match
chin	milk	wish
drag	stand	trick

Word Sorting

Name: _____

Date: _____

Short

a

Short

i



Prefixes and Suffixes



Take each spelling word and try different prefixes (beginning of the words) and suffixes (ends of the words). Write your new words on your record sheet.



Spelling Words

clap	rack	click
camp	grabs	pink
hand	glad	sick
stamp	bill	grin
snack	miss	lift
anthill	cramp	flicker

Prefixes and Suffixes

re-	un-	-ful
-less	pre-	mis-
-ed	-ing	over-
dis-	-ly	-able
im-	non-	-er
-est		

Spelling Words with Prefixes and Suffixes

Write your new words with prefixes and suffixes on this record sheet.

Name: _____

Date: _____

New Words
1.
2.
3.
4.
5.
6.
7.
8.
9.
10.
11.
12.
13.
14.
15.
16.
17.
18.



Synonym Match



Mix up the pile of words. Match each word with its synonym.

Synonyms are words that have similar meanings.

grumbled

growled





ached

hurt



concentrate

focus



discovery

detection



educated

intelligent





effort

try



improved

**made
better**



inspired

motivated



satisfied

fulfilled





Definition Match

Match the vocabulary word with its definition.
Write the word and definition on your record sheet.



ached

to produce a dull constant pain : to hurt in a way that is doesn't go away but is not severe

concentrate

to think about something : to give your attention to the thing you are doing, reading, etc.

discovery

the act of finding or learning something for the first time

educated

having an education and especially a good education

effort

work done by the mind or body : energy used to do something

improved

to make something better

inspired

very good or clever

satisfied

having a happy or pleased feeling because of something that you did or something that happened to you

Words and Definitions

Write each word and its definition after you pair them up.

Name: _____

Date: _____

1. _____

2. _____

3. _____

4. _____

5. _____

6. _____

7. _____

8. _____


“Bruno’s New Home”

Sequence Graphic Organizer

Name: _____

Date: _____

Characters



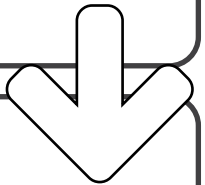
Setting



Beginning



Middle



End

WOLF!

Sequence Graphic Organizer

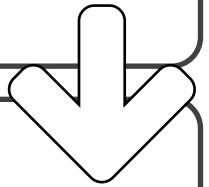
Name: _____

Date: _____

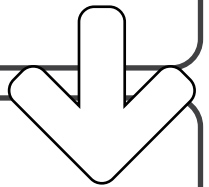
Characters



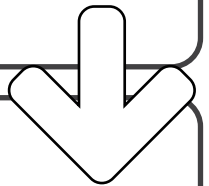
Setting



Beginning



Middle



End


“Jennie and the Wolf”

Sequence Graphic Organizer

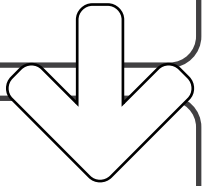
Name: _____

Date: _____

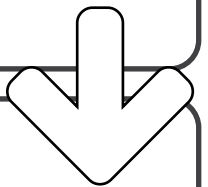
Characters



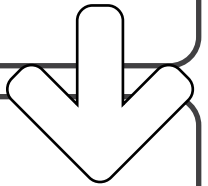
Setting



Beginning



Middle



End

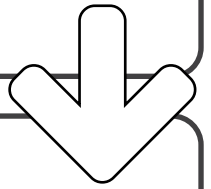
“Berries, Berries, Berries”

Sequence Graphic Organizer

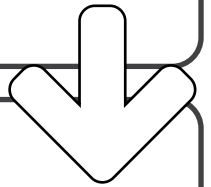
Name: _____

Date: _____

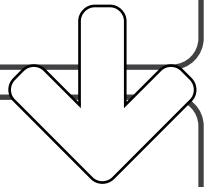
Characters



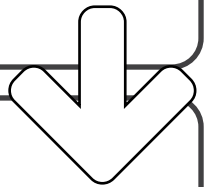
Setting



Beginning



Middle



End

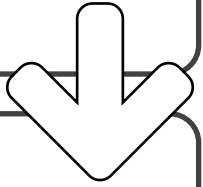
“Duck’s Discovery”

Sequence Graphic Organizer

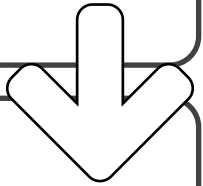
Name: _____

Date: _____

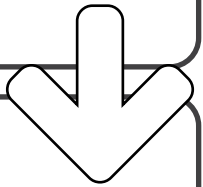
Characters



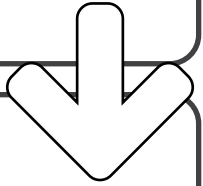
Setting



Beginning



Middle



End

“Robot Race”

Sequence Graphic Organizer

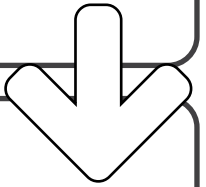
Name: _____

Date: _____

Characters



Setting



Beginning



Middle



End

Sequence Graphic Organizer

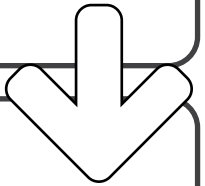
Name: _____

Date: _____

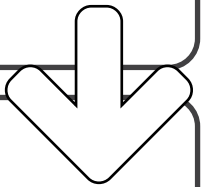
Characters



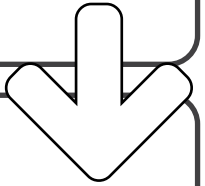
Setting



Beginning



Middle



End

Constructed Response to Literature



Always build your answer with ROPE.

Restate

Restate the question. Use words from the question to begin your sentence.

Opinion

Give your opinion. What do you think?

Prove It

Use evidence from the text. Give a few reasons.

Explain

“So this makes me think _____
because _____”

Constructed Response to Literature

Name: _____

Date: _____

Remember to build your answer with ROPE.

Evaluate the text. Determine characteristics that make the story *Wolf!* a fairy tale.

A large rectangular box with a hand-drawn black border. Inside the box, there are 20 horizontal dashed lines spaced evenly down the page, providing a guide for writing the response.

Constructed Response to Literature

Name: _____

Date: _____

Remember to build your answer with ROPE.

What did you learn from the fable “Jennie and the Wolf” about helping others?

A large rectangular box with a thick black border, containing 20 horizontal dashed lines for writing a response.

Thank you!!

Thank you for your purchase. If you have any questions or suggestions, please email me:
rhodadesignstudio@gmail.com

Please visit my TPT shop for more resources.
<https://www.teacherspayteachers.com/Store/Rhoda-Design-Studio>

Credit:

Created using the teachers manual *Wonders*

Illustrations by:

"Artworks by [StarJamforKids.etsy.com](https://www.etsy.com/shop/StarJamforKids)"

All other graphics:

Rhoda Design Studio

