



THEMES

75 Preschool Storytime themes, from ABC to Zoo,
with books, fingerplays, flannel stories and Toddler Specials

Eighth Edition, April 2010

by Marilyn Freal, Catherine Sarette,
Theresa Hadley, and Tina Bixby

Blaine
Bookmobile
Deming
Everson
Ferndale
Island
Lynden
Maple Falls
Point Roberts
Sumas
wcls.org

the best place to begin




whatcom county
library system

CONTENTS

Enriching Storytime
ABC
Adventure
All Mixed Up
Animal Friends
Animal Sillies
Animals: Little Creatures
Animals: Not So Wild
Animals: Wild
Around The World
Babies
Baths
Bears
Birds
Birthdays
Brothers And Sisters
Bugs
Cats
Chickens
Christmas
Clothing
Colors
Counting
Dance
Days Of The Week
Dinosaurs
Dogs
Ducks and Geese

Easter
Fall
Family
Farms
Feelings
Food
Friday The 13th
Friends
Frogs
Good's Good and Bad's Bad
Growing Things
Halloween
Hats
Holidays
Homes
I Am Big!
I Can Do It!
Imaginary Creatures
Lost And Found
Magic
Mice
Monkeys
Mother's Day
Names
Night
Opposites
Outer Space
Owls

Pets
Pigs
Pizza
Playing
Puzzles
Rabbits
Rain
The Sea
Senses
Sleep
Snow and Winter
Spring And Summer
Stories With a Moral
Thanksgiving
Trains
Traveling
Valentine's Day
Vroom! Vroom!
Wind and Clouds
The Zoo
Appendix Contents
Audience Participation
Songs
Humor
Toddler Specials
Every Child Ready to Read
Index To Fingerplays



SOURCES

On each page of this handbook, you'll find suggestions for storytime materials grouped together by theme.

Stories: All of the listed picture books are available for check-out through any library in Whatcom County.

Ideas for Participation: Fingerplays and action rhymes are written out in full.

Suggested Enrichments -- These are not available for check out: Flannel stories, big books, pop-up books, puppets, props, and Kamishibai story cards, which have a picture on the front of each card and text on the back for easy reading.

Big Books and pop-up books are available through bookstores and educational catalogs. Kamishibai story cards are available from: Kamishibai for Kids, P.O. Box 20069 Park West Station, New York NY, 10025-1510. Phone 1-800-772-1228

Most of the flannel stories listed in this handbook were taken from *The Flannel Board Storytelling Book* by Judy Sierra. This and six more how-to books are listed on the following page. They are all in the library catalog.

FLANNEL STORIES

The following books provide patterns for a variety of flannel stories. They are available through any library in Whatcom County.

CUT AND COLOR, FLANNEL BOARD STORIES by Karen S. Noel
c1985

A set of flannel board story books designed for the busy preschool teacher. Each book contains the actual pieces for the stories, which the teacher can trace, cut and color. Themes are derived from the needs and interests of young children.

FLANNEL BOARD FUN : A Collection of Stories, Songs, and Poems by Diane Briggs
1992.

This book contains twenty-eight stories, poems, and songs. Suggestions for age appropriateness are given. Also included are instructions for storytelling, a list of materials needed, and color suggestions.

THE FLANNEL BOARD STORYBOOK by Frances S. Taylor
1986.

THE FLANNEL BOARD STORYTELLING BOOK by Judy Sierra
1987.

★ This is the source for most of the flannel stories listed in this handbook.

FLANNELBOARD CLASSIC TALES by Doris Lynn Hicks and Sandy Weber Mahaffey /
1997.


STORYTELLING WITH THE FLANNEL BOARD. by Paul S. Anderson,
[1963-70]

SUPER STORY TELLING by Carol Elaine Catron, Barbara Catron Parks,
and Jane Shasky

c1986

Creative ideas for using finger plays, flannel board stories, pocket stories, and puppets with young children. With reproducible patterns. Preschool-K, ages 3 - 5.

OTHER HELPFUL RESOURCES



FIRST VERSES compiled by John Foster

A collection of counting rhymes, finger rhymes, chanting rhymes and action rhymes with charming kid-style illustrations.

I'M A LITTLE TEAPOT compiled by Jane Cobb

This one has 63 themes and is full of books, fingerplays, other suggested resources and tips. It's wonderful!

PLAYTIME RHYMES by Shona McKellar

Presents more than twenty nursery rhymes and songs, such as Incy Wincy Spider, and Hickory Dickory Dock, with step-by-step photographs showing the actions.

RING A RING O' ROSES: Finger Plays For Pre-School Children compiled by Charles Hansen, and Cynthia Stilley.

Published by the Flint, Michigan Public Library, this is the one most comprehensive source for fingerplays and action rhymes. It even includes some in Spanish.

TODDLE ON OVER: Developing Infant & Toddler Literature Programs

by Robin Works Davis

The 53 themes have book titles, fingerplays and suggested crafts. It's really appropriate for preschoolers too.

We have made every effort to receive permission to cite and reprint any copyrighted materials in our publications and online documents. Most of our fingerplays, songs, etc. are commonly found in the public domain. If we have omitted proper citation it is unintentional and will be corrected in future updates, upon proper notification.

ABC

Stories:

Aylesworth	<i>Old Black Fly</i>	Slate	<i>Miss Bindergarten Gets Ready for Kindergarten</i>
Aylesworth	<i>Little Bitty Mousie</i>	Sobel	<i>B Is for Bulldozer</i>
Martin	<i>Chicka Chicka Boom Boom</i>	Wolfe	<i>O Is for Orca</i>
McMullan	<i>I Stink!</i>		

You can also use any books you like in alphabetical groupings. Look through the Storytime Collection in our Volunteer Handbook to choose books for each letter. An **author storytime** might feature books by Jez Alborough, Frank Asch, and Jim Aylesworth. Show kids the great big letters on the picture books' spines. This is a good opportunity to focus on the folks who created the books we love. A **subject storytime** might feature bears, bunnies, and butterflies. Or? The possibilities are endless.

Ideas for Participation:

THE ABC PUPPET: Use any puppet. Possibilities: 1. the puppet enters (from a bag, basket, or box) carrying a basket of letters and spells out words on the flannel board. 2. The puppet leads the ABC song.



ABC SONG

ABCDEFG, HIJK, LMNOP, Now I know my ABC's
QRS, TUV, W, X, Y and Z. Next time won't you sing with me?

I SPY WITH MY LITTLE EYE

Choose an object somewhere in the room. Say, for example, "I spy with my little eye, something beginning with B." Let the kids guess what it could be.

- Give the audience a turn to say "I spy," Parents and kids can decide on an object together.
- Choose simple, highly visible, obvious objects with strong consonant beginnings.
- Give lots of body language hints.

OLD MACDONALD HAD SOME VOWELS – AEIOU on *Simple Songs for Circle Time CD*.
"And on this farm he had some a's, A E I O U."

IF YOUR FIRST NAME STARTS WITH A

If your first name starts with a stand up tall. *Reach hands above head*
Amanda, Alice, Aaron stand up tall. *Say names of "a" kids*
If your first name starts with a, do you really like to play?
If your first name starts with a sit down now.

- Hold up letter cards and sing to the tune of *If You're Happy and You Know It*.
- Use only letters corresponding to kids who are actually present.
- Change the action for different letters.
- Ask the audience (including adults) for rhyming suggestions.

Suggested Enrichments:

ALPHABET *pop-up*
ALPHABET ANIMALS: A Slide-
And-Peek Adventure *with slide*
out alphabet letters.

MAISY'S ABC *pop-up*
OLD BLACK FLY *big book*
ANY PUPPET, FLANNEL STORY, BIG BOOK, OR POP-UP
if it starts with the letter you're celebrating.

ADVENTURE

Stories:

Arma	<i>We're Going on Safari</i>	Loomis	<i>Astro Bunnies</i>
Calhoun	<i>Hot Air Henry</i>	Parker	<i>Mama's Little Duckling</i>
Dodd	<i>Hairy Maclary from Donaldson's Dairy</i>	Rosen	<i>We're Going on a Bear Hunt</i>
Ehlert	<i>Leaf Man</i>	Schotter	<i>Captain Bob Sets Sail</i>
Johnson	<i>Harold's Fairy Tale</i>	Sendak	<i>Where the Wild Things Are</i>
Johnson	<i>Harold's Trip to the Sky</i>	Taylor	<i>Henry Explores the Mountains</i>
Lear	<i>The Owl & the Pussy Cat</i>	Van Laan	<i>Little Baby Bobby</i>
		Wild	<i>Lucy Goosey</i>
		Wormell	<i>Hilda Hen's Search</i>

Ideas for Participation:

THE GRAND OLD DUKE OF YORK - whole body movement

The grand old Duke of York
He had ten thousand men
He marched them up to the top of the hill
And marched them down again.
And when they were up they were up
And when they were down they were down
and when they were only half way up
They were neither up nor down.

Ride holding reins

*Marching left
Marching right*

*Stand full height
Squatting down low
Standing half way up
Go up, then down*

WE'RE GOING ON A BEAR HUNT - THE audience acts it out and repeats each line. to enrich the experience, play *Goin' on a Bear Hunt* on the Greg & Steve CD, *Kids in action*.

We're going on a bear hunt.
We're not scared.
Oh, look! I see a field!
Can't go around it, Can't go under it.
Let's go through it! Swish, Swish!

Pat hands on thighs for the sound of footsteps

Hand shielding eyes, point, arm straight out

Rub hands together, swishing through tall grass

Repeat, with:
Tree --Let's go up it!
Swamp! -- Let's go through it!
Squish, squash
River! -- Let's go through it!
Splash, splash!
Cave! -- Let's go in it! Shh, shh!

*Climb tree. At "top," shield eyes, look around
Cup hands, "walk" them as though walking through mud*

Pretend to swim

Oh what's that? It's big! It's furry!
It's a BEAR!!! Let's GO!

*Pretend to tiptoe, finger to lips
Repeat all the actions in reverse order - tiptoeing, swimming,
squishing through mud, climbing the tree, swishing through the
field - fast! Wipe brow - WHEW, WE MADE IT!*



Suggested Enrichments:

GOIN' ON A BEAR HUNT – on the Greg & Steve CD, *Kids in Action*
HAROLD AND THE PURPLE CRAYON or
HAROLD'S TRIP TO THE SKY borrow our white board and use markers to tell these stories

THE MOUSE AND THE WIND flannel story
MR GUMPY'S OUTING big book
THE OWL AND THE PUSSY CAT flannel story
WALKING THROUGH THE JUNGLE big book



ALL MIXED UP!

Stories:

Barrett	<i>Animals Should Definitely Not Wear Clothing</i>	Kasza	<i>The Pig's Picnic</i>
		Markes	<i>Good Thing You're Not an Octopus!</i>
Davis	<i>Who Hoots?</i>		
Davis	<i>Who Hops?</i>	Raffi	<i>Down by the Bay</i>
Feiffer	<i>Bark, George</i>	Small	<i>Imogene's Antlers</i>
Hutchins	<i>Don't Forget the Bacon!</i>	Stinson	<i>Those Green Things</i>
Hutchins	<i>The Surprise Party</i>	Walsh	<i>Do Monkeys Tweet?</i>

Ideas for Participation:

DOWN BY THE BAY – An old camp song

The tune can be found on Raffi's *Singable Songs Collection Part I*.

Repeat after me:

Down by the bay	<i>Down by the bay</i>
Where the watermelons grow	<i>Where the watermelons grow</i>
Back to my home	<i>Back to my home</i>
I dare not go	<i>I dare not go</i>
For if I do	<i>For if I do</i>
My mother will say	<i>My mother will say</i>


"Did you ever see a frog walkin' a dog?"
Down byyyy the bay!

The fun is in the variations. Use these or make up your own!

Did you ever
See a mouse painting a house?
See a rat chasing a cat?
See a fly wearing a tie?
See a goose kissing a moose?
See a whale with a polka dot tail?
See a llama wearing pajamas?

WHAT DO YOU SUPPOSE? - A simple poem

What do you suppose?	
a bee sat on my nose!	<i>Put finger on nose</i>
Then what do you think?	
He gave me a wink	<i>Wink</i>
And said "I beg your pardon,	<i>Open your hands in apology</i>
I thought you were a garden!"	



PUT A CONTRASTING ANIMAL MASK ON a PUPPET (like a duck mask on a dog puppet) and have him act mixed up, or ask the children what they are laughing or talking about. Let the puppet introduce the books or give out handouts, like a host.

Suggested Enrichments:

CORNER GROCERY STORE <i>picture cards</i>	I KNOW AN OLD LADY WHO SWALLOWED a FLY
THE COW THAT WENT OINK <i>big book</i>	<i>puppet with props</i>
HENNY PENNY <i>flannel story</i>	IS YOUR MAMA A LLAMA? <i>big book</i>
	MASTER OF ALL MASTERS <i>flannel story</i>



ANIMAL FRIENDS



Stories:

Alborough	<i>Hug</i>	Roddie	<i>You're Too Small</i>
Brownlow	<i>Mickey Moonbeam</i>	Schoenherr	<i>Cat & Mouse</i>
Bauer	<i>Why Do Kittens Purr?</i>	Schoenherr	<i>Pip & Squeak</i>
Bond	<i>Tumble Bumble</i>	Seder	<i>Gallop (has moving pictures!)</i>
Burningham	<i>Mr. Gumpy's Motor Car</i>	Shannon	<i>Duck on a Bike</i>
Burningham	<i>Mr. Gumpy's Outing</i>	Slate	<i>Miss Bindergarten Gets Ready for Kindergarten</i>
Cabrera	<i>Dog's Day</i>	Smee	<i>Clip-Clop</i>
De Regniers	<i>May I Bring a Friend?</i>	Stein	<i>Pouch!</i>
Edwards	<i>Good Night, Copycub</i>	Taback	<i>City Animals</i>
Foley	<i>Good Luck Bear</i>	Tafari	<i>The Busy Little Squirrel</i>
Goldstone	<i>The Beastly Feast</i>	Tankard	<i>Grumpy Bird</i>
Harper	<i>My Cats Nick and Nora</i>	Urban	<i>Mouse Was Mad</i>
Harper	<i>My Dog Rosie</i>	Webb	<i>Tanka Tanka Skunk!</i>
Harper	<i>Our New Puppy</i>	Westerlund	<i>Five Nice Mice</i>
Hutchins	<i>The Surprise Party</i>	Whybrow	<i>The Noisy Way to Bed</i>
Lester	<i>A Porcupine Named Fluffy</i>	Willems	<i>Leonardo the Terrible Monster</i>
Modesitt	<i>Mouse's Halloween Party</i>	Wilson	<i>Bear Snores On</i>
Ormerod	<i>If You're Happy and You Know It</i>	Wilson	<i>Bear Stays Up for Christmas</i>
Pearson	<i>Bob</i>	Wood	<i>Quick as a Cricket</i>
Reid	<i>Comin' Down to Storytime</i>	Wormell	<i>Blue Rabbit and Friends</i>
Rice	<i>Sam Who Never Forgets</i>	Yolen	<i>Dimity Duck</i>
Robert	<i>Cat Skidoo</i>	Ziefert	<i>I Swapped My Dog</i>

Ideas for Participation:

CAN YOU JUMP LIKE A FROG? - suit actions to words

Can you hop, hop, hop like a bunny?
 Can you jump, jump, jump like a frog?
 Can you walk, walk, walk like a duck?
 Can you run, run, run like a dog?

Can you fly, fly, fly like a bird?
 Can you swim, swim, swim like a fish?
 And can you be a quiet little child?
 And sit as still as this?

BUNNIES from Flint Public Library's book of fingerplays, *Ring a Ring O'Roses*, used with permission.

Out in the garden
 Where the cabbages grow,
 Happy little cotton tails
 Are hopping to and fro
 Along comes a puppy dog
 Looking for some fun,
 "Bow-wow-wow," he barks,
 And away the bunnies run.

Point to the right
Form large circle with arms
Hold up fingers of left hand
Hop hand up and down

Make right hand creep up
Jump hand with enthusiasm
Hop 'bunnies' away


PUPPY and KITTY

Here is a little puppy
Here is a kitty-cat
Puppy goes to sleep
Curled upon his mat.
Kitty creeps up softly
Tickles puppy's chin.
Puppy wakes up quickly.
See the chase begin!

*Hold up left fist
Hold up right fist
Curl up left fist, toward you*

*Creep right hand toward left
Tickle!*

Lift left fist, circle fists round and round each other



Suggested Enrichments:

ALPHABET ANIMALS: A Slide and Peek Adventure *slide*
out the alphabet letters
BIG RED BARN *big book*
BINGO *flannel story*
BREMEN TOWN MUSICIANS *flannel story*
THE COW THAT WENT OINK *big book*
FIVE LITTLE PETS *flannel story*
HEY DIDDLE, DIDDLE *flannel story*

HOP LIKE A BUNNY *flannel story*
THE HOUSE IN THE WOODS *flannel story*
I GOT ME A CAT *flannel story*
I LOVE ANIMALS *big book*
MAY I BRING A FRIEND? *flannel story*
MR. GUMPY'S OUTING *big book*
THE PIG IN THE POND *big book*
SEAWEED SOUP *flannel story*



ANIMAL SILLIES



Stories:

Ashman	<i>Can You Make a Piggy Giggle?</i>	Lindbergh	<i>The Day the Goose Got Loose</i>
Barrett	<i>Animals Should Definitely Not Wear Clothing</i>	MacLennan	<i>Chicky Chicky Chook Chook</i>
Bond	<i>Tumble Bumble</i>	Martin	<i>We've All Got Bellybuttons!</i>
Brett	<i>The Hat</i>	McNaughton	<i>Suddenly!</i>
Conrad	<i>Animal Lingo</i>	Preston	<i>Squawk to the Moon, Little Goose</i>
Cronin	<i>Click, Clack Moo, Cows That Type</i>	Raffi	<i>Down by the Bay</i>
Cronin	<i>Wiggle</i>	Raffi	<i>Shake My Sillies Out</i>
Fleming	<i>The Cow Who Clucked</i>	Sharratt	<i>Elephant Wellyphant</i>
Friend	<i>The Perfect Nest</i>	Taback	<i>There Was an Old Lady Who Swallowed a Fly</i>
Horáček	<i>Silly Suzy Goose</i>	Thomas	<i>Can YOU Make a SCARY FACE?</i>
Hort	<i>The Seals on the Bus</i>	Van Laan	<i>So Say the Little Monkeys</i>
Hutchins	<i>The Surprise Party</i>	Walton	<i>Bertie Was a Watchdog</i>
Hutchins	<i>We're Going on a Picnic!</i>	Walter	<i>Hi, Pizza Man!</i>
		Webb	<i>Tanka Tanka Skunk!</i>
		Wilson	<i>A Frog in the Bog</i>

Ideas for Participation:

SHAKE MY SILLIES OUT - suit actions to words

I'm gonna shake, shake, shake my sillies out
 Shake, shake, shake my sillies out,
 Shake shake, shake my sillies out,
 And wiggle my waggles away.

Other verses:

Clap, clap, clap my crazies out -
 Jump, jump, jump my jiggles out -
 Yawn, yawn, yawn my sleepies out.

I HAD A LITTLE TURTLE – flannel story available too

I had a little turtle.
 He lived in a box
 He swam in a puddle,
 He climbed on the rocks.
 He snapped at a mosquito; he snapped at a flea,
 He snapped at a minnow; he snapped at me.
 He caught the mosquito; he caught the flea.
 He caught the minnow, but he didn't catch me!

Make a fist with thumb sticking out
Cup hand to form box
Make swimming motions
Make climbing motions
Snap fingers

Make catching motions with hands
Shake finger and head 'no, no'

JACK IN THE BOX – put a variety of animals in the box, just for fun


Jack in the box, stay so still
 Won't you come out? Yes, I will!

Crouch down very small, head tucked down
Stay down until "yes," then jump up tall!

Suggested Enrichments:

ANIMAL MASKS
 THE COW THAT WENT OINK *big book*
 FIVE LITTLE MONKEYS, *monkey mitt/props/small flannel board*
 HENNY PENNY *flannel story*
 HEY DIDDLE DIDDLE *flannel story*

I HAD A LITTLE TURTLE *flannel story*
 IS YOUR MAMA A LLAMA? *big book*
 JAMBERRY *big book*
 PEEK A MOO *pop-up*
 TEN LITTLE MONKEYS JUMPING ON THE BED *big book*
 THE WIDE MOUTHED FROG *flannel story*



ANIMALS LITTLE CREATURES



Stories:

Asch	<i>Baby Bird's First Nest</i>	Lass	<i>Who Took the Cookies from the Cookie Jar?</i>
Beck	<i>Pepito the Brave</i>	Martin	<i>Brown Bear Brown Bear What Do You See?</i>
Brown	<i>The Scarecrow's Hat</i>	McCarty	<i>Little Bunny on the Move</i>
Butler	<i>If You See a Kitten</i>	Nodset	<i>Who Took the Farmer's Hat?</i>
Cruikshank	<i>Down by the Pond</i>	Root	<i>Flip, Flap, Fly!</i>
Davis	<i>Who Hoots?</i>	Scamwell	<i>Ouch!</i>
Davis	<i>Who Hops?</i>	Schaefer	<i>Down in the Woods at Sleepytime</i>
Fox	<i>Time for Bed</i>	Seeger	<i>First the Egg</i>
Ginsburg	<i>Mushroom in the Rain</i>	Tafari	<i>The Big Storm</i>
Gunson	<i>Over on the Farm</i>	Williams	<i>I Went Walking</i>
Henkes	<i>A Good Day</i>	Yolen	<i>Hoptoad</i>
Hutchins	<i>Good Night, Owl</i>	Yolen	<i>Off We Go!</i>
Hutchins	<i>We're Going on a Picnic</i>		

KIDSTUFF Volume 6 Number 1 *Animals Astir* has lots of ideas for stories, fingerplays and crafts on the theme of small forest and field animals.

Ideas for Participation:

WHO AM I - first a guessing game and then you can act it out:

I live in hollow logs, & sometimes in a rocky place.
I have a bushy striped tail, & a mask upon my face.
I'm a good climber, and an excellent swimmer.
I move around mostly at night,

But sometimes I can be seen in daylight.
To me bugs, sweet corn, and berries are treats,
And I dip my food in water before I eat.
Who am I? (*Raccoon*)

FOUR GRAY SQUIRRELS - a fingerplay (you could use any small creature)



Four gray squirrels sitting in a tree,
One scurried away, and then there were three.
Three gray squirrels wondering what to do,
One leaped away, and then there were two.
Two gray squirrels playing in the sun,
One fell asleep, and then there was one.
One gray squirrel went for a run,
And then there were none.

Hold up appropriate number of fingers
Make walking motion with fingers

Jump right fingers off left arm

Place head on hands, close eyes

Run fingers off to side

Suggested Enrichments:

BROWN BEAR, BROWN BEAR *flannel story*
THE FEARSOME BEAST *flannel story*
FIVE LITTLE SPECKLED FROGS *puppet glove*
HEDGEHOG *puppet*
THE HOUSE IN THE WOODS *flannel story*
I LOVE ANIMALS *big book*

I WENT WALKING *big book*
IN THE TALL, TALL GRASS *big book*
RATTLESNAKE, MOUSE & COYOTE *flannel story*
TEN LITTLE MICE *big book*
TIME FOR BED *big book*
THE WIDE-MOUTHED FROG *flannel story*


ANIMALS

Not So Wild

Stories:

Alborough	<i>Hug</i>	Johnson	<i>The Goose Who Went Off in a Huff</i>
Alborough	<i>Watch Out, Big Bro's Coming!</i>	Lester	<i>A Porcupine Named Fluffy</i>
Beaumont	<i>Who Ate All the Cookie Dough?</i>	London	<i>Wiggle Waggle</i>
Cabrera	<i>Rory and the Lion</i>	Mitton	<i>All Afloat on Noah's Boat!</i>
Carle	<i>From Head to Toe</i>	Murray	<i>The Very Sleepy Sloth</i>
Carle	<i>"Slowly, Slowly, Slowly," Said the Sloth</i>	Rice	<i>Sam Who Never Forgets</i>
Davis	<i>Who Hoots?</i>	Sharratt	<i>Elephant Wellyphant</i>
Davis	<i>Who Hops?</i>	Timmers	<i>Who is Driving?</i>
De Regniers	<i>May I Bring a Friend?</i>	Webb	<i>Tanka Tank Skunk!</i>
Dodd	<i>What Pet to Get?</i>	Wilson	<i>A Frog in the Bog</i>
Fitzpatrick	<i>I'm a Tiger Too!</i>	Wilson	<i>Hilda Must Be Dancing</i>
Ho	<i>Hush! a Thai Lullaby</i>	Wormell	<i>Puff, Puff, Chugga-chugga</i>
		Young	<i>Who Says Moo?</i>

Ideas for Participation:



ELEPHANT

Right foot, left foot, see me go.
I am gray and big and slow.
I come walking down the street
With my trunk and four big feet.

*Put weight on first one foot, the other,
swaying from side to side.
Extend arms together in front,
swing like trunk.*

BABY KANGAROO

Jump, jump, jump goes the big kangaroo.
I thought there was one, but I see there are two.
The mother takes her young one along in a pouch,
Where he can nap like a child on a couch.
Jump, jump, jump. Jump, jump, jump.

*Jump closed fist with index finger up
Index finger of other hand slips up
between fingers and thumb of 'mother'
Mime sleeping, head on hands
Now jump, jump, jump!*

PRETENDING - suit actions to words

I'm a bear - hear me growl!
I'm a lion - hear me roar!
I'm a dog - hear me bark!
As I run out the door.

I'm an elephant - with a trunk.
I'm a camel with a hump.
I'm a donkey - running races.
I'm a monkey - watch me jump.

Suggested Enrichments:

ALPHABET *pop-up*
THE COUNTING ZOO *pop-up*
IN THE HOUSE *flannel story*
IS YOUR MAMA A LLAMA? *big book*
LOU AT THE ZOO *flannel story*
MAY I BRING A FRIEND *flannel story*

MISS MOO GOES TO THE ZOO *big book*
ONE ELEPHANT WENT OUT TO PLAY *flannel story*
UP ALL NIGHT COUNTING *pop-up*
WALKING THROUGH THE JUNGLE *big book*

ANIMALS

WILD

Stories:

Alborough	<i>Watch Out, Big Bro's Coming!</i>	Jorgensen	<i>Crocodile Beat</i>
Arma	<i>We're Going on Safari</i>	Kimmel	<i>Anansi & the Moss-Covered Rock</i>
Bright	<i>Quiet!</i>	McDonnell	<i>Splash!</i>
Harper	<i>The Gunniwolf</i>	Murray	<i>The Very Sleepy Sloth</i>
Isaacs	<i>Pancakes for Supper</i>	Stojic	<i>Rain</i>

Ideas for Participation:


JUNGLE WALK

Form a circle. all repeat the chant as you circle slowly. On each roar, growl, etc. turn and "terrify" the person behind you. (Or, remain seated and turn side to side.)

Walking through the jungle what did I see?
A big striped TIGER was GROWLING at me!
Walking through the jungle what did I see?
A green ALLIGATOR was SNAPPING at me!
Let the children suggest other animals to encounter

PRETENDING - suit actions to words

I'm a bear - hear me growl!	I'm an elephant - with a trunk.
I'm a lion - hear me roar!	I'm a camel - with a hump.
I'm a dog - hear me bark!	I'm a donkey - running races.
As I run out the door.	I'm a monkey - watch me jump!




Suggested Enrichments:

CHIMPANZEE, LION, AND CROCODILE *puppets*
FACE TO FACE SAFARI *pop-up*
FIVE LITTLE MONKEYS/MR. CROCODILE *set for glove or small flannel board*
IN THE WILD *pop-up*
JUNGLE WALK *pictures*

Use these with the *Dippin' in the Paintbox* CD or the *Ready to Go Storytimes* book & CD. Ask for our binoculars to complete the experience!

THE MONKEY & THE CROCODILE *flannel story*
UWUNGELEMA *flannel story*
WALKING THROUGH THE JUNGLE *big book*
WHAT'S IN THE JUNGLE *pop-up*
WHO IS THE BEAST *big book*



AROUND THE WORLD



Stories:

Brett	<i>The Mitten</i> (Ukraine)	Lindgren	<i>The Tomten and the Fox</i> (Sweden)
Conrad	<i>Animal Lingo</i> (International)	Moore	<i>Six-Dinner Sid</i> (England)
Gilman	<i>Something from Nothing</i> (Russia)	Morris	<i>Hats, Hats, Hats</i> (International)
Ho	<i>Hush!</i> (Thailand)	Stuve-Boden	<i>Elizabethi's Doll</i> (Tanzania)
Hutchins	<i>Don't Forget the Bacon!</i> (England)	Van Laan	<i>So Say the Little Monkeys</i> (Africa)
Iwamura	<i>Tan Tan's Hat</i> (Japan)	Wahl	<i>The Woman With the Eggs</i> (Denmark)
Kimmel	<i>Anansi and the Moss-Covered Rock</i> (Africa)	J 398.2 Bang	<i>The Old Woman & the Red Pumpkin</i> (India)
		J 573 Intrater	<i>Two Eyes, a Nose, and a Mouth</i> (International)

Ideas for Participation:

RHYTHM OF THE ROCKS : A multicultural musical journey by Nancy Stewart is a great resource with songs, action, and circle games. It includes a CD and music.

JAPANESE RHYME - point to each as you say it

Hana, hana, hana, kuchi	<i>Nose, nose, nose, mouth</i>
Kuchi, Kuchi, Kuchi, Mimi	<i>Mouth, mouth, mouth, ear</i>
Mimi, mimi, mimi, mei	<i>Ear, ear, ear, eye</i>

CHE, CHE KULE -- African song, from Ghana

The leader chants the words. the group repeats each line.

Hands on your head	(Hands on your head)
Hands on your shoulders	(Hands on your shoulders)
Hands on your hips	(Hands on your hips)
Hands on your knees	(Hands on your knees)
Hands on your ankles	(Hands on your ankles)

Everyone: Hands on your ankles, Hey!

Kiswahili:

Kye kye Kule
Kye Kye ko-fi-nsa
Kofi sa langa
Kete kyi langa
Kum adende

Phonetic Pronunciation:

Chay chay koo-lay
Chay chay koo-fee nsa
Koe-fee sa lahn-ga
Kay tay chee lahn ga
Koom a dyan-day

Everyone: Kum adende, hey!



MY AUNT CAME BACK - kids repeat each line. Continue all actions, once begun, so at the end you are fanning, cutting, itching, clomping, and rocking!

My aunt came back
from old Japan
And brought for me
a paper fan
...from New Algiers/...a pair of shears
...from Ol' Chile/...An itchy flea
...from Holland too/...a wooden shoe
...from the county fair/...a rocking chair
...from the city zoo/...a monkey like you!

My aunt came back
from Old Japan
And brought for me
Pretend to fan self with hand
Make cutting motions
With one hand, Itch shoulder, then hip
Clomp one foot up and down
Rock back and forth
Point at the kids!

Suggested Enrichments:

AFRICA

THUMB PIANO - *an easy instrument to plink sweet music on*
OTHER RHYTHM INSTRUMENTS - *Drums, Shakers, Sticks, etc. Use with **Rhythm of the Rocks**, Nancy Stewart's CD, or other music.*
UWUNGELEMA - *flannel story*

EUROPE

BREMENTOWN MUSICIANS *flannel story*
PEACE AND QUIET *flannel story*

INDIA

THE CAT AND THE PARROT *flannel story*

JAPAN

GROW, GROW, GROW – AS BIG AS YOU CAN!
Kamishibai story cards
LITTLE CHICK *Kamishibai story cards*
THE MOTHER CAT *Kamishibai story cards*
THE MOUSE'S WEDDING *Kamishibai story cards*
NYA-ON, THE KITTEN *Kamishibai story cards*


MEXICO

RATTLESNAKE, MOUSE AND COYOTE *flannel story*

PUERTO RICO

LITTLE COCKROACH MARTINA *flannel story*





BABIES



Stories:

Ashman	<i>Babies on the Go</i>	McPhail	<i>Pig Pig Grows Up</i>
Brown	<i>Runaway Bunny</i>	Osborne	<i>One Beautiful Baby</i>
Cabrera	<i>Over in the Meadow</i>	Rogers	<i>Quacky Duck</i>
Cooke	<i>So Much</i>	Root	<i>Flip, Flap, Fly!</i>
Cowell	<i>What Shall We Do with the Boo Hoo Baby?</i>	Saltzberg	<i>Cornelius P. Mud, Are You Ready for Baby?</i>
Eastman	<i>Are You My Mother?</i>	Schlein	<i>The Story About Me</i>
Fleming	<i>This Is the Baby</i>	Stein	<i>Pouch!</i>
Frazee	<i>Hush, Little Baby</i>	Stoeke	<i>A Friend for Minerva Louise</i>
Henderson	<i>Look at You! A Baby Body Book</i>	Sykes	<i>Dora's Eggs</i>
Katz	<i>Counting Kisses</i>	Tafari	<i>Silly Little Goose</i>
Keats	<i>Peter's Chair</i>	Van Laan	<i>Little Baby Bobby</i>
Kopper	<i>Daisy Is a Mommy</i>	Waddell	<i>Owl Babies</i>
Kopper	<i>Daisy's Babies</i>	Weeks	<i>Overboard!</i>
Massie	<i>The Baby Beebeebird</i>	Ziefert	<i>Waiting for Baby</i>
		J 398.8 Playtime	<i>Playtime Rhymes</i>

Ideas for Participation:

FIVE LITTLE BABIES - hold up fingers and then pantomime actions

One little baby	Three little babies	Five little babies
Rocking in a tree.	Crawling on the floor.	Playing hide and seek
Two little babies	Four little babies	Keep your eyes closed tight.
Splashing in the sea.	Banging on the door.	Until I say peek!

PAT-A-CAKE

Pat-a-cake, pat-a-cake, baker's man
 Bake me a cake as fast as you can.
 Pat it, and dot it and mark it with a B
 And put it in the oven
 For Baby and me.

Clap four times in rhythm
Cup hands
Mime actions
Extend both hands
Point to a child, then yourself

THIS IS A BABY READY FOR A NAP Do twice, once for each gender

This is a baby ready for a nap.
 Lay him [her] down in his [her] mother's lap.
 Cover him [her] up so he [she] won't peep.
 Rock him [her] till he's [she's] fast asleep.

Hold up one finger.
Place in palm of other hand.
Wrap fingers around it.
Rock finger back and forth



Suggested Enrichments:

BISCUIT *big book*
 THE BLUE JAY *flannel story*
 HERE'S A BALL FOR BABY *flannel story*
 HUSH LITTLE BABY *flannel story*
 LITTLE EGG *flannel story*

OVER IN THE MEADOW *big book*
 OWL BABIES *big book or flannel story*
 RUNAWAY BUNNY *flannel story*
 WHERE'S SPOT *pop-up*
 WHERE'S SPOT *big book*



BATHS

Stories:

Braeuner	<i>The Great Dog Wash</i>	McPhail	<i>Andrew's Bath</i>
Brown	<i>The Dirty Little Boy</i>	O'Garden	<i>The Scrubbly-Bubbly Car Wash</i>
Constantin	<i>Who's in the Tub?</i>	Pomerantz	<i>The Piggy in the Puddle</i>
Cowley	<i>Mrs. Wishy-Washy's Farm</i>	Schotter	<i>Captain Bob Sets Sail</i>
Dodd	<i>Dog's Colorful Day</i>	Slangerup	<i>Dirt Boy</i>
Kudrna	<i>To Bathe a Boa</i>	Wood	<i>King Bidgood's in the Bathtub</i>

Ideas for Participation:



THIS IS THE WAY - with a bath theme

This is the way we wash our hair,
Wash our hair, wash our hair,
This is the way we wash our hair,
So early in the morning.

Suit actions to words

Ask children to suggest other words and actions

BABY'S BATH - a quiet finger play

Baby's ready for his bath
Here's the baby's tub
Here's the baby's washcloth.
See how he can rub.
Here's the baby's cake of soap
And here's the towel to dry,
And here's the baby's cradle,
Rock-a-baby-bye

"Hold" baby
Make circle with arms
Hold hand up, palm flat
Pretend to rub face
Make a fist
Hold hands flat
Make imaginary cradle of arms
And rock it back and forth



AFTER A BATH - suit actions to words

After my bath, I try, try, try
To towel myself off 'till I'm dry, dry, dry
Hands to dry, and fingers and toes

And two wet legs and a shiny nose
Just think, how much less time I'd take
If I were a dog, and could shake, shake, shake!

Suggested Enrichments:

BOA: This is a VERY long fabric snake that lives in a basket. Here's how to use it:

- *Pull the boa out of the basket a little at a time.*
- *Hand the head to the first child in the front row.*
- *Tell the children to keep passing it along.*
- *The snake will wind through the audience*
- *It should be long enough to reach everyone's lap.*
Let them keep it as you read To Bathe a Boa.

DOG'S COLORFUL DAY *flannel story* KING BIDGOOD'S IN THE BATHTUB *big book*

PIGS: Four tiny pigs dressed as the *Piggy in the Puddle* family.
Display them before the story, or use them like puppets to tell the story.

RUB A DUB DUB *glove and prop*

BEARS

Stories:

Alborough	<i>It's the Bear!</i>	Hague	<i>Teddy Bear, Teddy Bear</i>
Alborough	<i>Where's My Teddy</i>	Henkes	<i>Old Bear</i>
Alexander	<i>You're a Genius, Blackboard Bear</i>	Mack	<i>10 Bears in My Bed</i>
Bergman	<i>Yum Yum! What Fun!</i>	McCloskey	<i>Blueberries for Sal</i>
Blackstone	<i>Bear in Sunshine</i>	Minarik	<i>Little Bear (series)</i>
Carlstrom	<i>Jesse Bear, What Will You Wear?</i>	Pinkwater	<i>Bear's Picture</i>
Dodd	<i>Best Bear</i>	Root	<i>Oliver Finds His Way</i>
Edwards	<i>Copy Me, Copycub</i>	Rosen	<i>We're Going on a Bear Hunt</i>
Edwards	<i>Good Night, Copycub</i>	Shannon	<i>Lizard's Song</i>
Foley	<i>Good Luck Bear</i>	Tafari	<i>The Big Storm</i>
Foley	<i>Thank You Bear</i>	Tafari	<i>Mama's Little Bears</i>
Freeman	<i>Corduroy</i>	Wilson	<i>Bear Snores On</i>
Gravett	<i>Orange Pear Apple Bear</i>	Wilson	<i>Bear Stays Up for Christmas</i>

Ideas for Participation:

TEDDY BEAR, TEDDY BEAR - suit actions to words

Teddy - bear, teddy bear, turn around.	Teddy bear, teddy bear, go upstairs;
Teddy bear, teddy bear, touch the ground;	Teddy bear, teddy bear, say your prayers;
Teddy bear, teddy bear, show your shoe	Teddy bear, teddy bear, turn out the light,
Teddy bear, teddy bear, that will do.	Teddy bear, teddy bear say, "Goodnight!"
(or, how old are you?)	

THE BEAR WENT OVER THE MOUNTAIN - suit actions to words

The bear went over the mountain	And all that he could see
The bear went over the mountain	Was the other side of the mountain
The bear went over the mountain	The other side of the mountain
To see what he could see.	The other side of the mountain
And all that he could see	Was all that he could see.

BEARS EVERYWHERE - suit actions to words

Bears, bears, bears, everywhere!	Bears collecting fares,
Bears climbing stairs.	Bears giving stares.
Bears sitting on chairs,	Bears washing hairs,
	Bears, bears, bears, everywhere!




WE'RE GOING ON A BEAR HUNT (On the CD *Kids in Action*. See Adventure section for movements.)


SONG: TEDDY BEAR'S PICNIC Check the library catalog for many tapes with this song.

Suggested Enrichments:

BEAR'S FEAST <i>flannel story</i>	HOW DO I PUT IT ON? <i>flannel story</i>
BROWN BEAR <i>puppet</i>	JAMBERRY <i>big book</i>
FIVE LITTLE BEARS <i>flannel story</i>	POLAR BEAR, POLAR BEAR WHAT DO YOU SEE? <i>big book</i>
GOLDBLOCKS AND THE THREE BEARS <i>flannel pieces to use with mitt or small flannel board</i>	THE SCARED LITTLE BEAR <i>pop-up</i>
	TEDDY WORE HIS RED SHIRT <i>flannel story</i>



BIRDS



Stories:

Asch *Baby Bird's First Nest*
 Eastman *Are You My Mother?*
 Ehlert *Feathers for Lunch*
 Emberley *Chicken Little*
 Galdone *Henny Penny*
 Halpern *Little Robin Redbreast*
 Henkes *Birds*
 Hills *Duck & Goose*
 Hutchins *Goodnight, Owl*
 Lear *The Owl and the Pussycat*

Lionni *Inch by Inch*
 Nicholls *Billywise*
 Nodset *Who Took the Farmer's Hat?*
 Preston *Squawk to the Moon, Little Goose*
 Root *Flip, Flap, Fly!*
 Tafuri *Blue Goose*
 Tafuri *Whose Chick Are You?*
 Tankard *Grumpy Bird*
 Waddell *Owl Babies*

KIDSTUFF: Volume 7 Number 4 *Just Us Birds* has lots of ideas on the bird theme.

KIDSTUFF Volume 5 Number 8 *Give a Hoot* has lots of ideas on the theme of owls.

Ideas for Participation:

PUPPET BIRD WATCHER: Use any puppet. The puppet arrives (from a bag, box, or basket) with binoculars and bird ID book. You and the puppet get into a conversation with the children about birds they know.


ONCE I SAW A LITTLE BIRD

Once I saw a little bird come hop, hop, hop
 I cried, "Little bird, will you stop, stop, stop!"
 I went to the window,
 Saying, "How do you do?"
 But he shook his little tail, and away he flew.

Hop one finger of one hand
Stop hopping on last stop
Walk two fingers of other hand
Wag finger of other hand
Flutter fingers of first hand up over head

TWO LITTLE BLACKBIRDS

Two little blackbirds *Hold up both pointer fingers*
 Sitting on a hill, *Or put hands 'sitting up' on shoulders*
 One named Jack, *Move one hand forward*
 One named Jill, *Move other hand forward*
 Fly away, Jack *Move one hand behind back*
 Fly away, Jill *Move other hand behind back*
 Come back, Jack, *Bring hands back, one by one*
 Come back, Jill.



Suggested Enrichments:

BLUEBIRD THROUGH MY WINDOW *flannel story*
 THE BLUE JAY *flannel story*
 THE CAT AND THE PARROT *flannel story*
 FEATHERS FOR LUNCH *big book*
 FIVE FAT TURKEYS *flannel story*
 GREEN GRASS GREW ALL AROUND *flannel story*

HENNY PENNY *flannel story*
 THE OWL AND THE PUSSYCAT *flannel story*
 OWL BABIES *big book and flannel story*
 CROW, SILLY BIRD *puppets*
 SING A SONG OF SIXPENCE *flannel story*
 FIVE LITTLE OWLS/OWL BABIES *flannel story*



BIRTHDAYS



Stories:

Bunting	<i>Happy Birthday, Dear Duck</i>	Peek	<i>Mary Wore Her Red Dress</i>
Cooke	<i>So Much</i>	Reid	<i>Wave Goodbye</i>
Harper	<i>My Cats Nick and Nora</i>	Robart	<i>The Cake That Mack Ate</i>
Hutchins	<i>Happy Birthday, Sam</i>	Sathre	<i>Three Kind Mice</i>
Minarek	<i>Little Bear: "Birthday Soup"</i>	Wilson	<i>Whopper Cake</i>

Ideas for Participation:

BIRTHDAY PUPPET Use any puppet. Pretend it's the puppet's birthday. Encourage children to talk about birthdays. Other ideas: Give the puppet a library card for his/her birthday. Have the puppet unwrap a present – it's a book!



MAKE A WISH

Big chocolate cake	<i>Make round circle with arms</i>
Ice cream in a dish	<i>Cup hands together</i>
Here are the candles	<i>Hold up fingers</i>
Now make a wish!	<i>Pretend to blow out "candles" by making a fist</i>

SING "HAPPY BIRTHDAY" – Sing to the birthday puppet or have the children stand up by months of the year and sing Happy Birthday to them.

MY BIRTHDAY CAKE

My birthday cake is pink and white	<i>Make round circle with arms</i>
Lighted candles make it bright.	
1,2,3,4,5 pink candles	<i>Hold up fingers</i>
What a pretty sight.	<i>Wiggle fingers</i>

TEN LITTLE CANDLES - hold up ten fingers. at "Wh! Wh!" bend two fingers down, until there are none!

Ten little candles on a chocolate cake;	"Wh! Wh!" Now there are four.
"Wh! Wh!" Now there are eight.	Four little candles, red, white and blue.
Eight little candles on a candlestick.	"Wh! Wh!" Now there are two.
"Wh! Wh!" Now there are six.	Two little candles, birthday cakes are fun.
Six little candles, and not one more;	"Wh! Wh!" Now there are none.

Suggested Enrichments:

BALLOONS FOR A PARTY <i>flannel story</i>	FLOWER GARDEN <i>big book</i>
THE BIRTHDAY CAKE <i>flannel story</i>	HAPPY BIRTHDAY, MAISY <i>pop-up</i>

BROTHERS & SISTERS

Stories:

Alborough	<i>Watch Out! Big Bro's Coming!</i>	Rounds	<i>Three Billy Goats Gruff</i>
Chichester	<i>I Love You, Blue Kangaroo!</i>	Saltzberg	<i>Cornelius P. Mud, Are You Ready for Baby?</i>
Christelow	<i>Five Little Monkeys Jumping on the Bed</i>	Siomades	<i>Katy Did It!</i>
Christelow	<i>Five Little Monkeys Play Hide-&-Seek</i>	Thompson	<i>Mouse's First Summer</i>
Emmett	<i>This Way, Ruby!</i>	Thompson	<i>Mouse's First Valentine</i>
Fleming	<i>Mama Cat Has Three Kittens</i>	Waddell	<i>Owl Babies</i>
Geist	<i>The Three Little Fish and the Big Bad Shark</i>	Wells	<i>Max's Chocolate Chicken</i>
Guy	<i>Siesta</i>	Wells	<i>Max Cleans Up</i>
Harper	<i>Our New Puppy</i>	Wells	<i>Max's Dragon Shirt</i>
Keats	<i>Peter's Chair</i>	Ziefert	<i>Waiting for Baby</i>
Palatini	<i>Good as Goldie</i>	Zimmerman	<i>Digger Man</i>
Rohmann	<i>A Kitten Tale</i>		

Ideas for Participation:

HELPING MOTHER from Flint Public Library's book of fingerplays, *Ring a Ring O'Roses*. Used with permission.

We help our mother.
 We sweep the floor
 We dust the table
 We run to the store.
 We help her beat the eggs,
 And sift flour for cake.
 Then we help her eat
 All the good things we make!

Pretend to sweep the floor
Circular dusting motion
Run in place
Beat the eggs
And stir the cake
Pretend to eat

TWO LITTLE MONKEYS

Two little monkeys fighting in bed.
 One fell out and hurt his head.
 The other called the doctor
 And the doctor said:
 That's what you get for fighting in bed.


Two index fingers 'fight'
Put one finger down, hold head
Dial phone

Shake finger – "no-no".

FINGER FAMILY

This is the mother, as dear as can be.
 This is the father, the tallest is he.
 This is the sister, she's growing up tall.
 This is the brother, so cute and so small.
 Here's Grandma and Grandpa, and I love them all!


Index finger
Middle finger
Ring finger
Little finger
Thumbs




Suggested Enrichments:

FIVE LITTLE MONKEYS JUMPING ON THE BED/SWINGING FROM THE TREE *props for monkey mitt or small flannel board*
 FIVE LITTLE CHICKENS *flannel story*
 OWL BABIES *big book and flannel story*

TEN LITTLE MONKEYS JUMPING ON THE BED *big book*
 THREE BILLY GOATS GRUFF *big book or flannel story*
 THREE LITTLE KITTENS *flannel, monkey mitt & props*
 THREE LITTLE PIGS *flannel story*



BUGS



Stories:

Aylesworth	<i>Old Black Fly</i>	Murphy	<i>Caterpillar's Wish</i>
Brown	<i>The Big Sneeze</i>	Rounds	<i>I Know an Old Lady Who Swallowed a Fly</i>
Carle	<i>The Very Busy Spider</i>	Siomades	<i>Katy Did It!</i>
Carle	<i>The Very Hungry Caterpillar</i>	Sloat	<i>The Thing That Bothered Farmer Brown</i>
Cole	<i>Jack's Garden</i>	Taback	<i>There Was an Old Lady Who Swallowed a Fly</i>
Gollub	<i>The Jazz Fly</i>	Thomas	<i>Can YOU Make a SCARY FACE?</i>
Kimmel	<i>Anansi and the Moss-Covered Rock</i>	J 595.789 Allen	<i>Are You a Ladybug?</i>
Lionni	<i>Inch by Inch</i>	J 597.87 Cowley	<i>Red-Eyed Tree Frog</i>

Ideas for Participation:

PUPPET GOES BUGGY: Some ideas for leading in to talking about bugs with the children. The puppet arrives with an insect net. The puppet is scared by an insect, then becomes interested in it. The puppet arrives with a spider or a bug on it somewhere.

EENSY WEENSY SPIDER

The eensy weensy spider
Climbed up the water spout.
Down came the rain
And washed the spider out.
Out came the sun and dried up all the rain.
The eensy, weensy spider climbed up the spout again.

*Finger to thumb, hands rotate upward
Or one hand climbs up arm to shoulder
Raise hands high in air and drop them down
Slide hands from side to side in washout
Arms form circle over head
Repeat "climbing" motion*

BEEHIVE- Children like this one repeated, using both fists and counting to ten


Here is the little beehive.
Where are the bees?
They're hiding inside where nobody sees.
Soon they come creeping out of the hive
One, two, three, four, five. BUZZZZZZ!

*Hold up fist with fingers curled up inside
Peek into closed fist
Raise thumb and fingers, one at a time
Flutter fingers, buzzing around*

FUZZY WUZZY CATERPILLAR

Fuzzy wuzzy caterpillar
Into a corner creeps.
He'll spin himself a blanket,
And then fall fast asleep.
Fuzzy wuzzy caterpillar
Wakes up by and by
To find he has wings of beauty
Changed to a butterfly.

*Wiggling finger
Make finger creep
Spin hands around each other
Mime sleep
Wiggling finger
Open eyes and stretch
Wrists together, flap hands*



THE FLY ON PETER RABBIT'S NOSE – sing to the tune of the Battle Hymn of the Republic

Little Peter Rabbit had a fly upon his nose
Little Peter Rabbit had a fly upon his nose
Little Peter Rabbit had a fly upon his nose

And he flipped it and he flapped it
'Til it flew a-way.

Each time you sing "Little Peter Rabbit" stand up your hands on your head as bunny ears and wiggle them with the beat. When you sing "fly upon his nose," pinch together the thumb and forefinger of one hand, circle it like a fly in flight and land it on your nose.

Bat at your nose with your open hand.

Flap your hands close to your body like funny little wings and give a little hoppy jump as though you're flying away.

THE FLEA ON MY TOE

For toddler or baby story time this can also be done on a child's body rather than on your own.

You can see this performed on the video "From Wibbleton to Wobbleton".

On my toe there is a flea
Now it's climbing up on me
Past my tummy*, past my nose
On my head where my hair grows.

*Tickle your toe
Your fingers tickle up your body*

Tickle fingers in hair

On my head there is a flea
Now it's climbing down on me
Past my belly, past my knee
On my toe, take that you flea.

*Tickle fingers in hair
Finger tickle down your body*

If you're flexible enough, kiss your toe! If not, bat the "flea" with your hand instead

**Some people say "belly" instead of "tummy."*

SHOO FLY, DON'T BOTHER ME

Shoo fly,
Don't bother me
Shoo fly
Don't bother me
Shoo fly
Don't bother me
for I belong to somebody.
I feel, I feel, I feel like shaking my hands...
I feel, I feel, I feel like stamping my feet...
I feel, I feel, I feel like turning around...
Let children think up more verses.

Swing one hand through air in shooing motion

Swing other hand in shooing motion

Swing one hand

Swing other hand

Swing one hand

Swing other hand

Point to self

Suit action to words...

Can also use this song in a circle game. Walk in circle, first going left, then back to right. At "I feel" face center and make motions toward the center.

Suggested Enrichments:

ANT, GRASSHOPPER, LADY BUG *puppets*
EENSY WEENSY SPIDER *glove and props*
FIVE FAT SPIDERS *flannel story*
IN THE TALL TALL GRASS *big book*
ITSY BITSY SPIDER *flannel story*
KATIE THE CATERPILLAR *flannel story*

LITTLE MISS MUFFET *flannel story*
OLD BLACK FLY *big book*
OLD LADY WHO SWALLOWED A FLY
puppet with props
THE VERY HUNGRY CATERPILLAR *sock puppet*



CATS



Stories:

Arnold	<i>Roar of a Snore</i>	Ketteman	<i>Grandma's Cat</i>
Aylesworth	<i>Mother Halverson's New Cat</i>	Lear	<i>The Owl and the Pussycat</i>
Braun	<i>Meeow and the Little Chairs</i>	McCarty	<i>Hondo and Fabian</i>
Cabrera	<i>Cat's Colors</i>	Monks	<i>The Cat Barked?</i>
Calhoun	<i>Hot Air Henry</i>	Moore	<i>Six-Dinner Sid</i>
Carle	<i>Have You Seen My Cat?</i>	Newton	<i>Cat Fish</i>
Dodd	<i>Hairy Maclary from Donaldson's Dairy</i>	Pringle	<i>Naming the Cat</i>
Ehlert	<i>Feathers for Lunch</i>	Roberts	<i>Cat Skidoo</i>
Farjeon	<i>Cats Sleep Anywhere</i>	Rohmann	<i>A Kitten Tale</i>
Fleming	<i>Mama Cat Has Three Kittens</i>	Saul	<i>Barn Cat</i>
Gag	<i>Millions of Cats</i>	Schoenherr	<i>Cat & Mouse</i>
Hardy	<i>Lost Cat</i>	Schwarz	<i>There Are Cats in This Book</i>
Harper	<i>My Cats Nick and Nora</i>	Voake	<i>Pizza Kittens</i>
Harper	<i>Telling Time with Big Mama Cat</i>	Walsh	<i>Mouse Paint</i>

Ideas for Participation:

SOFT KITTY

Soft kitty, warm kitty, little ball of fur.
 Lazy kitty, pretty kitty, purr, purr, purr.

*Make fist with one hand for kitty,
 pet with other hand*

MY LITTLE KITTY

Here comes my little cat,
 With a pitter, patter, pat, pat, pat!
 First she stretches from here to there,
 Then she jumps up with her tail in the air.
 Gently she lands on my lap,
 And settles down for a nice long nap.

*Point to side, move hand to chest
 Hold hands as paws, tiptoe in place
 Hold hands as paws, bend over, then straighten up
 Still with paws, jump up
 Squat down, put hands in lap
 Still squatting, place hands together by cheek, resting head*

MILLIONS OF CATS

Kids can say the chorus of this story (listed above) with you: "Hundreds of cats, thousands of cats, millions and billions and trillions of cats."

MY CAT STRETCHES *full body rhyme, suit actions to words*

My cat stretches one paw high.
 With the other paw she'll touch the sky.

Then says meow and turns around,
 Folds her paws and sits right down.

CREEPING *fingerplay or full body rhyme – suit actions to words*


Creeping, creeping, creeping, comes the little cat.
 But bunny with his long ears
 Hops like that!

*Creep fingers of one hand up other arm, or 'creep' quietly in place
 Place index fingers up to sides of head
 And hop about!*

Suggested Enrichments:

BLACK CAT *puppet*
 THE CAT AND THE PARROT *flannel story*
 COLOR CATS *flannel story*
 FEATHERS FOR LUNCH *big book*
 FIVE LITTLE KITTENS *finger puppets and rhyme*
 I GOT ME A CAT *flannel story*
 KITTY WORE HER RED SHIRT *flannel story*

A MITTEN FOR A KITTEN *flannel story*
 THE MOTHER CAT *Kamishibai story cards*
 NYA-ON, THE KITTEN *Kamishibai story cards*
 THE OWL AND THE PUSSYCAT *flannel story*
 THREE LITTLE KITTENS *flannel story; also props to use with monkey mitt*



CHICKENS



Stories:

Baker	<i>Big Fat Hen</i>	Hutchins	<i>Rosie's Walk</i>
Barton	<i>The Little Red Hen</i>	Lawrence	<i>This Little Chick</i>
Bunting	<i>Hurry! Hurry!</i>	Pearson	<i>Bob</i>
Butler	<i>Wee Little Chick</i>	Stoeke	<i>A Friend for Minerva Louise</i>
Chen	<i>The Featherless Chicken</i>	Stoeke	<i>A Hat for Minerva Louise</i>
Davenier	<i>Leon and Albertine</i>	Stoeke	<i>Minerva Louise and the Red Truck</i>
Emberley	<i>Chicken Little</i>	Stoeke	<i>Minerva Louise at School</i>
Friend	<i>The Perfect Nest</i>	Sykes	<i>Dora's Eggs</i>
Galdone	<i>The Little Red Hen</i>	Thompson	<i>Wee Little Chick</i>
Graham	<i>Queenie, One of the Family</i>	Wahl	<i>The Woman with the Eggs</i>
Hest	<i>Little Chick</i>	Willis	<i>Mommy Do You Love Me?</i>
Himmelman	<i>Chickens to the Rescue</i>	Wormell	<i>Hilda Hen's Search</i>

Ideas for Participation:

ROSIE'S WALK: Take Rosie's Walk with the children. Plan out a route in advance. Use any furniture to go over (a stool), under (a table), around (a bookshelf), and through (2 chairs).

THE LITTLE RED HEN Children can give the responses, "'Not I,' said the dog."

BOB Children can make all of the animal noises that rooster Bob learns.

HERE'S A LITTLE EGG – full body rhyme

Here's a little egg, so smooth and white
 Peck, peck, peck, there's something inside!
 Peck, peck, peck, here comes a little beak,
 Peck, peck, peck, here come two little feet.
 Peck, peck, peck, and pick, pick, pick
 And crack, crack, CRACK!
 Out pops the baby chick! That's all!

Squat down, head rounded, arms close to sides
Nodding head
Nod some more, then extend nose and chin outward
Tap hands on ground, partially straighten legs
Tap hands, nod head, still slightly bent over
Stamp feet
Stand up tall, arms extended over head

TEN FLUFFY CHICKENS

5 eggs and 5 eggs; that makes ten
 Sitting on top is the Mother Hen.
 Crackle, crackle, crackle; What do I see?
 Ten fluffy chickens, as yellow as can be.

Hold up two hands
Fold one hand over the other
Clap 3 times
Hold up 10 fingers

Suggested Enrichments:

CHICKEN *puppet*
 DOWN IN THE BARNYARD *flannel story*
 FIVE LITTLE CHICKENS *flannel story*
 FIVE LITTLE CHICKENS *monkey mitt*
 HENNY PENNY *flannel story*
 WHO SAID MOO? *pop-up*

LITTLE RED HEN *flannel story*
 LITTLE RED HEN *big books*
 LITTLE CHICK *Kamishibai story cards*
 THIS LITTLE CHICK *finger puppets*
 LITTLE EGG *flannel story and full body rhyme*

CHRISTMAS

Stories:

Dunrea	<i>Merry Christmas, Ollie!</i>
Knight	<i>The Twelve Days of Christmas</i>
Krensky	<i>How Santa Got His Job</i>
Lindgren	<i>The Tomten and the Fox</i>
Miller	<i>Mousekin's Christmas Eve</i>
Moore	<i>The Night Before Christmas</i>
Wilson	<i>Bear Stays Up for Christmas</i>



Ideas for Participation:

THE VERY EAGER PUPPET: Use any puppet. Possibilities: 1. The puppet arrives (from a bag, basket, or box) wearing a Santa hat and beard, or reindeer horns or...? 2. The puppet arrives carrying a calendar and together with the children counts the days until Christmas. 3. The puppet arrives with the storytime books wrapped like presents, opens them one by one for the storyteller to read.

CHRISTMAS TIME - this can be sung to tune of Row, Row, Row Your Boat

Ring, ring, ring the bells. *Make motion of ringing bells*
Ring them loud and clear
To tell the children everywhere
That Christmas time is here.

HERE IS THE CHIMNEY - fingerplay, or borrow our little chimney and Santa-on-a-stick props

Here is the chimney *Make fist enclosing thumb*
Here is the top. *Palm of other hand on top of fist*
Open the lid, *Remove top hand quickly*
And out Santa will pop. *Pop up thumb*

THE CHRISTMAS TREE

I am a Christmas tree growing up tall
But when I first started, I was this small.
Then I grew bigger and had branches so wide,
And I made pine cones with seeds hiding inside.
The wind shakes my branches,
And down those seeds fall,
To make new little pine trees for tinsel and balls.

Stretch up tall
Crouch down
Stand slowly, arms out wide
Hands for pine cones
Shake arms
Flutter fingers downward
Point hands together for trees, slowly make balls with fists

Suggested Enrichments:

THE NIGHT BEFORE CHRISTMAS *pop-up*
SANTA *finger puppets and rhymes*
SANTA'S SURPRISE *pop-up*

THE SPIRIT OF CHRISTMAS *A cut and tell story*
TWELVE DAYS OF CHRISTMAS *pop-up*



CLOTHING



Stories:

Barrett	<i>Animals Should Definitely Not Wear Clothing</i>	Isaacs	<i>Pancakes for Supper</i>
Brett	<i>The Hat</i>	Iwamura	<i>Tan Tan's Hat</i>
Brett	<i>The Mitten</i>	Keats	<i>Jennie's Hat</i>
Carlstrom	<i>Jesse Bear, What Will You Wear?</i>	London	<i>Froggy Gets Dressed</i>
Chodos-Irvine	<i>Ella Sarah Gets Dressed</i>	Miller	<i>Whose Hat?</i>
Cousins	<i>Maisy Dresses Up</i>	Miller	<i>Whose Shoes?</i>
Fleming	<i>This Is the Baby</i>	Peek	<i>Mary Wore Her Red Dress</i>
Freeman	<i>Corduroy</i>	Slobodkina	<i>Caps for Sale</i>
Gilman	<i>Something from Nothing</i>	Weeks	<i>Mrs. McNosh Hangs Up Her Wash</i>
Hutchins	<i>You'll Soon Grow into them, Titch</i>	Wells	<i>Max's Dragon Shirt</i>
		Willems	<i>Naked Mole Rat Gets Dressed</i>

Ideas for Participation:

PUPPET IN SILLY CLOTHING: Use any puppet. Ideas: the puppet enters from a basket, box, or bag, wearing clothing all wrong – shirt on its head, etc. Puppet enters dressed wrong for an activity -- planning to go swimming in a scarf and mittens, for example. Encourage the children to correct this.

THINGS I CAN DO - suit actions to words

Hat on head, chin strap here,
Snap just so, you see;
I can put my hat on
All by myself - just me!
One arm in, two arms in,
Buttons one, two, three
I can put my coat on
All by myself just me!

Toes in first, heels push down,
Pull, pull, pull and "whee"
I can put my boots on
All by myself - just me!
Fingers here, thumbs right here,
Hands are warm as can be;
I can put my mittens on
All by myself, just me!

LOOK AT ME!

Look at me! *Point to self*
Upon my head *Hands on head*
I wear a hat of brightest red.
Look at me! *Point to self*
Don't I look neat *Point to feet*
with shiny shoes upon my feet.

Look at me! *Point to self*
Hip, hip, hooray! *Clap hands*
With shirt and pants *Point to clothing*
I'm dressed to play. *Jump up and down.*

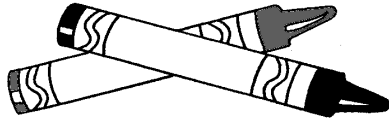


Suggested Enrichments:

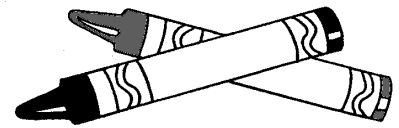
ALL KINDS OF SHOES *flannel story*
CAPS FOR SALE *big book*
FROGGY GETS DRESSED *flannel story*
HOW DO I PUT IT ON? *flannel story*
JENNIE JENKINS *flannel story*
JOSEPH HAD A LITTLE OVERCOAT *flannel story*
A MITTEN FOR A KITTEN *flannel story*

MONKEY *puppet to use with Tan Tan stories*
SHADY HAT *flannel story*
TEDDY WORE HIS RED SHIRT *flannel story*
KITTY WORE HER RED SHIRT *flannel story*
WHAT'S INSIDE THE POCKET? *flannel story*
THE WIND AND THE CLOTHES *flannel story*
OLD SOCK STEW on *Jim Gill Sings the Sneezing Song and Other Contagious Tunes CD*

SOMETHING FROM NOTHING: Use wallpaper to cut first a coat, then a vest, then a pocket and finally a button. Or use the flannel story *Joseph Had a Little Overcoat*, which is the same tale.



COLORS



Stories:

Cabrera	<i>Cat's Colors</i>	Martin	<i>Brown Bear, Brown Bear, What Do You See?</i>
Crews	<i>Freight Train</i>	Peek	<i>Mary Wore Her Red Dress</i>
Dodd	<i>Dog's Colorful Day</i>	Pinkwater	<i>Bear's Picture</i>
Ehlert	<i>Color Farm</i>	Seeger	<i>Lemons Are Not Red</i>
Ehlert	<i>Color Zoo</i>	Stinson	<i>Those Green Things</i>
Ehlert	<i>Planting a Rainbow</i>	Tafari	<i>Blue Goose</i>
Fox	<i>Where is the Green Sheep</i>	Walsh	<i>Mouse Paint</i>
Freeman	<i>A Rainbow of My Own</i>	Williams	<i>I Went Walking</i>
Jonas	<i>Color Dance</i>		

Ideas for Participation:

THE VERY COLORFUL PUPPET Use any puppet. Possibilities: 1. The puppet wears only a favorite color. Have a conversation about favorite colors with the puppet and the children. 2. The puppet guesses colors wrong. Let the children correct him/her. 3. The puppet matches colors and so do the children.

WHAT COLOR ARE YOU WEARING - suit actions to words

Red, red, red, red, Who is wearing red today? Red, red, red, red, Who is wearing red Raise your hand and stand up tall If you are wearing red. (<i>Point to children in red</i>)	You are wearing red today. You are wearing red. Come on now and say it proud: I am wearing red! <i>Repeat with other colors</i>
---	---

WILL YOU WEAR RED, JENNIE JENKINS? - you can find the tune on our PSST SONGS tape

Will you wear red, oh my dear, oh my dear? Will you wear red, Jenny Jenkins? No-ooo I won't wear red, I'd rather soak my head. Chorus: <i>Repeat after each verse.</i> I'll buy me a foldy, roldy, tiddly toldy, rufty, tufty, girlie whirlie, Roll, Jenny Jenkins, roll. (<i>Roll hands together</i>)	Will you wear green, etc. I would look like a bean. Will you wear blue, etc. I'd rather eat my shoe. Will you wear white, etc For the color's too bright.	Will you wear yellow, etc I'd look just like jello. Then what will you wear Oh my dear, oh my dear? What will you wear, Jenny Jenkins? Oh-ohhh, my own underwear With a ribbon in my hair.
---	--	---

I SPY WITH MY LITTLE EYE - A classic children's game:

Look around the library and pick something (don't tell what it is) and give us a clue:
I spy with my little eye something that is "red." Children take turns guessing what.

Suggested Enrichments:

AUTUMN LEAVES <i>flannel story</i>	LOTS OF CARS <i>flannel story</i>
BLUEBIRD THROUGH MY WINDOW <i>flannel story</i>	A MITTEN FOR A KITTEN <i>flannel story</i>
BROWN BEAR, BROWN BEAR <i>flannel story</i>	MOUSE PAINT <i>big book</i>
COLOR CATS <i>flannel story</i>	PLANTING A RAINBOW <i>big book</i>
DOG'S COLORFUL DAY <i>flannel story</i>	RUDOLPH <i>flannel story (Not the song – his nose is the wrong colors.)</i>
FISHIES <i>flannel story</i>	TEDDY WORE HIS RED SHIRT <i>flannel story</i>
FREIGHT TRAIN <i>big book</i>	THIS LITTLE TRAIN <i>flannel story</i>
I WENT WALKING <i>big book</i>	UMBRELLAS <i>flannel story</i>
JENNIE JENKINS <i>flannel story</i>	
KITTY WORE HER RED SHIRT <i>flannel story</i>	

1 2 3

COUNTING

4 5


Stories:

Bailey	<i>Goodnight, Sweet Pig</i>	Lionni	<i>Inch by Inch</i>
Baker	<i>Big Fat Hen</i>	Mack	<i>10 Bears in My Bed</i>
Baker	<i>Potato Joe</i>	Modesitt	<i>1-2-3 Valentine's Day</i>
Bates	<i>Five Little Ducks</i>	Oborne	<i>One Beautiful Baby</i>
Cabrera	<i>Over in the Meadow</i>	Ochiltree	<i>Ten Monkey Jamboree</i>
Carle	<i>10 Little Rubber Ducks</i>	Saul	<i>Barn Cat</i>
Carle	<i>The Very Hungry Caterpillar</i>	Sis	<i>Fire Truck</i>
Christelow	<i>Five Little Monkeys Jumping on the Bed</i>	Stein	<i>Pouch!</i>
Dodd	<i>Dog's Colorful Day</i>	Stickland	<i>Ten Terrible Dinosaurs</i>
Dunn	<i>Number Rhymes to Say and Play</i>	Tafari	<i>The Big Storm</i>
Fall	<i>Feast for 10</i>	Thompson	<i>Little Quack</i>
Gunson	<i>Over on the Farm</i>	Ward	<i>Somewhere in the Ocean</i>
Katz	<i>Counting Kisses</i>	Wells	<i>Max Counts His Chickens</i>
Kelly	<i>Five Green and Speckled Frogs</i>		

Ideas for Participation:


ONE, TWO, BUCKLE MY SHOE

One, two - buckle my shoe.	<i>Count on fingers</i>
Three, four - shut the door.	<i>Suit actions to words</i>
Five six - pick up sticks.	
Seven, eight - lay them straight.	
Nine, ten - a big fat hen.	



I SEE THREE

I see three - one, two, three.	<i>Hold up 3 fingers, one at a time</i>
Three little bunnies	
Reading the funnies	<i>Mime reading funnies</i>
I see three - one, two, three.	<i>Hold up 3 fingers, one at a time</i>
Three little bears	
Climbing upstairs	<i>"Climb" stairs with hands</i>
<i>Ask children for other rhymes. (ducks, trucks, etc.)</i>	



OTHER IDEAS:

Have fun with *Five Little Monkeys Jumping on the Bed* in the Monkey theme. *RING-a RING-O'-ROSES* has several counting rhymes. Consider traditional rhymes like *This Old Man* (See: *Playing theme.*) also try *Eight Balloons*, from Shel Silverstein's *A Light in the Attic*.

Suggested Enrichments:

COUNTING CROCODILES <i>flannel story</i>	OVER IN THE MEADOW <i>big book</i>
COUNTING ZOO <i>pop-up</i>	SEAWEED SOUP <i>flannel story</i>
DOG'S COLORFUL DAY <i>flannel story</i>	TEN LITTLE MICE <i>big book</i>
FIVE ENORMOUS DINOSAURS <i>flannel story</i>	TEN RED APPLES <i>flannel story</i>
FIVE GROUCHY MONSTERS <i>finger puppets</i>	UMBRELLAS <i>flannel story</i>
FIVE LITTLE DUCKS <i>big book</i>	MONKEY MITT <i>and Five Little Monkeys, Kittens, Ducks, Chicks, Bunnies, Pumpkins props</i>
FIVE LITTLE SPECKLED FROGS <i>glove and props</i>	UP ALL NIGHT COUNTING <i>pop-up</i>
MOUSE COUNT <i>Puppet/prop story</i>	
ONE ELEPHANT WENT OUT TO PLAY <i>flannel story</i>	



DANCE



Stories:

Bluemle	<i>How Do You Wokka-Wokka?</i>	Manning	<i>Kitchen Dance</i>
Gollub	<i>The Jazz Fly</i>	Raffi	<i>Shake My Sillies Out</i>
Jonas	<i>Color Dance</i>	Reid	<i>Wave Goodbye</i>
Jones	<i>Dance</i>	Shields	<i>Saturday Night at the Dinosaur Stomp</i>
Jorgensen	<i>Crocodile Beat</i>	Wheeler	<i>Jazz Baby</i>
London	<i>Wiggle Waggle</i>	Wilson	<i>Hilda Must Be Dancing</i>
Lowery	<i>Twist with a Burger, Jitter with a Bug</i>	Ziefert	<i>Animal Music</i>

Ideas for Participation:

LIKE LEAVES IN WINDY WEATHER

Dance and twirl together *Dance and twirl around*
 Like leaves in windy weather.
 Puff! Puff! Puff!
 All fall down.



Stand still. Blow.
Fall down!

TOMMY THUMBS UP – a finger play

Tommy Thumbs up, Tommy Thumbs down,
 Tommy Thumbs dancing all around the town
 Dance 'em on your shoulders, Dance 'em on your hips
 Dance 'em on your elbows. Dance 'em on your lips.
 Dance 'em on your earlobes. Dance 'em on your head
 Dance 'em on your knees, and tuck them into bed!

GET DOWN

Get down, get funky, get loose
 And move to the beat.
 Come on everybody,
 Let's start with your feet.

I said feet two, three, four.
 I said knees two, three, four.
 I said hips two three four.

Get down, get funky get loose!!!
 Yea, STORYTIME!!!!

LOOBY LOO – A circle dance. Or do the Hokey Pokey!

Here we go looby loo, here we go looby light,
 Here we go looby loo, all on a Saturday night!
 Put your right foot in, put your right foot out,
 Give your foot a shake, shake shake
 And turn yourself about.

Hold hands and circle right
Suit actions to words

Here we go looby loo...
 Continue with left foot, right hand, left hand,
 hips, head, whole self

Circle other direction
Continue actions

LIST OF DANCES on the tape, *Jim Gill Makes It Noisy in Boise, Idaho*: "You do the tall, and the small. You do the hop, and the stop." Make a list for yourself off the CD, put the CD in and you are ready to teach the kids. Great fun!

THE SILLY DANCE CONTEST on *Jim Gill Sings the Sneezing Song and Other Contagious Tunes*.

DO THE "HOKEY POKEY."

Suggested Enrichments:

COLORED SCARVES: Let children dance with them for the book, *Color Dance*, or *The Second Line CD*.
FLIP FLAP JACK flannel story – to learn the tune, check out the CD *Dippin' in the Paintbox* or the CD enclosed with the book, *READY TO GO STORYTIMES*.

DAYS OF THE WEEK

Sunday Monday Tuesday Wednesday Thursday Friday Saturday

Stories:

Carle	<i>Today Is Monday</i>	Himmelman	<i>Chickens to the Rescue</i>
Carle	<i>Very Hungry Caterpillar</i>	Huntington	<i>One Monday</i>
De Regniers	<i>May I Bring a Friend?</i>	Kraus	<i>Come Out and Play, Little Mouse</i>
Demas	<i>Valentine Surprise</i>	McQuinn	<i>Lola at the Library</i>
French	<i>Oliver's Vegetables</i>	Ziefert	<i>Waiting for Baby</i>
Glenn	<i>Just What Mama Needs</i>		

Ideas for Participation:

TODAY IS MONDAY - each day follows the pattern of the first verse, and adds a food to the chorus. Mime eating each food. Rub tummy "Come and eat it up."

Today is Monday, today is Monday

Chorus:

Monday, string beans

All you hungry children, come and eat it up.

Tuesday, spaghetti

Wednesday, Zooop. (soup)

Thursday, roast beef

Friday, fresh fish

Saturday, chicken

Sunday, ice cream

HOW MANY:

How many days has my baby to play?

Saturday, Sunday, Monday, Tuesday,

Wednesday, Thursday, Friday

Using forefinger as pointer,

count off the days on each

thumb and finger

WHAT DID YOU PUT IN YOUR POCKET?- the audience joins in on the cumulative refrain.

What did you put in your pocket?

What did you put in your pocket?

in your pockety pockety pocket

Early Monday morning?

I put in some chocolate pudding

I put in some chocolate pudding

Slushy glushy pudding

Early Monday morning.

Refrain: SLUSHY GLUSHY PUDDING!

Tuesday: ice-cold water/nicy icy water

Wednesday a scoop of ice cream/slurpy, glurpy
ice cream

Thursday: some mashed potatoes/fluppy gluppy potatoes

Friday: some sticky molasses/sticky icky molasses

Saturday: my five fingers/funny finny fingers

Sunday: a clean white handkerchief
a spinky spanky handkerchief

SLUSHY GLUSHY PUDDING!

NICY ICY WATER!

SLURPY GLURPY ICE CREAM!

FLUPPY GLUPPY POTATOES!

STICKY ICKY MOLASSES!

FUNNY FINNY FINGERS!

SPINKY SPANKY HANDKERCHIEF!

Suggested Enrichments:

MAY I BRING A FRIEND *flannel story*

VERY HUNGRY CATERPILLAR *sock puppet with flannel pieces*

DINOSAURS

Stories:

Andreae	<i>Dinosaurs Galore!</i>	Sperring	<i>Find-a-Saurus</i>
Fox	<i>Tyson the Terrible</i>	Stickland	<i>Ten Terrible Dinosaurs</i>
Gurney	<i>Dinosaur Train</i>	Waddell	<i>The Super Hungry Dinosaur</i>
Lund	<i>All Aboard the Dinotrain</i>	Whybrow	<i>Sammy and the Dinosaurs</i>
McCarty	<i>T Is for Terrible</i>	Yaccarino	<i>An Octopus Followed Me Home</i>
McMullan	<i>I'm Bad!</i>	Yolen	<i>How Do Dinosaurs Go to School?</i>
Shea	<i>Dinosaurs vs. Bedtime</i>	Yolen	<i>How Do Dinosaurs Say Goodnight?</i>
Shields	<i>Saturday Night at the Dinosaur Stomp</i>	Yolen	<i>How Do Dinosaurs Say I Love You?</i>

KIDSTUFF: *Dinosaur Days*, has lots of ideas for books, fingerplays, and crafts on the dinosaur theme.

You can also find good children's non-fiction dinosaur books like Gail Gibbons' *Dinosaur* (J 567.91 Gibbons).

Ideas for Participation:

DINOSAURS IN CARS is a fun song in *Plant a Little Seed* by Nancy Stewart. Also FIVE DINOSAURS LIVING IN A SWAMP in *Little Songs for Little Me*.

SATURDAY NIGHT AT THE DINOSAUR STOMP by Carol Shields

There are places in the story where the rhythm just demands a pause for music. Have the kids thump their knees and chorus, Boomalacka, Boomalacka, Whack, Whack Whack! at each of these spots. (You choose where. There is no right or wrong way to do it.)

STEGOSAURUS - to tune of Are You Sleeping

Stegosaurus, stegosaurus,
in the swamp, in the swamp,
Spines upon your back,

With your tail you whack,
Clomp, clomp, clomp, clomp, clomp, clomp.

DINOSAURS


Dinosaurs used to stomp.
They used to roar and moan,
But now they're quiet and quite still
Because they've turned to stone.

Stamp feet
Roar
Finger to lips
Sit down

THE ENORMOUS APATOSAURUS

The enormous Apatosaurus is as tall as can be
Her lunch is a bunch of leaves off a tree
She has a very long neck, and her tail is long too
And she is much, much too large to fit in the zoo.


Extend one arm high over head
Make nibbling motion w/fingers
Put arms together and swish like a tail
Extend arms out wide




Suggested Enrichments:

DEM BONES flannel pieces and song
THE DINOSAUR STOMP pop-up
DINOSAURS, DINOSAURS big book
FIVE ENORMOUS DINOSAURS flannel story

FLAPDOODLE DINOSAURS pop-up
IF THE DINOSAURS CAME BACK big book
WHAT'S IN THE PREHISTORIC FOREST? pop-up



DOGS



Stories:

Alborough	<i>Some Dogs Do</i>	Keats	<i>Whistle for Willie</i>
Braeuner	<i>The Great Dog Wash</i>	Kopper	<i>Daisy Is a Mommy</i>
Cabrera	<i>Dog's Day</i>	Kopper	<i>Daisy's Babies</i>
Dodd	<i>Dog's Colorful Day</i>	McCarty	<i>Hondo and Fabian</i>
Dodd	<i>Hairy Maclary from Donaldson's Dairy</i>	McFarland	<i>Widget</i>
Dodd	<i>What Pet to Get?</i>	Rylant	<i>The Great Gracie Chase</i>
Feiffer	<i>Bark, George</i>	Simont	<i>The Stray Dog</i>
Harper	<i>My Dog Rosie</i>	Stephens	<i>Poochie-Poo</i>
Harper	<i>Our New Puppy</i>	Swaim	<i>The Hound from the Pound</i>
Hill	<i>Where's Spot?</i>	Walton	<i>Bertie Was a Watchdog</i>
Howard	<i>Cosmo Zooms</i>	Ziefert	<i>I Swapped My Dog</i>
Ichikawa	<i>Come Fly with Me</i>		
Jeffers	<i>McDuff Moves in</i>		
Kasza	<i>The Dog Who Cried Wolf</i>		

Ideas for Participation:

THIS IS WHAT MY DOG DOES

This is what my dog does
Whenever I'm around
He wags his tail from side to side

Then chases round and round
And whenever I'm feeling down
He licks my face and licks my face
And licks away my frown.

Point to self
Palms together, move hands side to side or waggle your 'tail' back and forth
Roll fists or turn around rapidly 'chasing'
Look sad
Make licking motions with hand on face
Pull mouth into a smile

PUPPY'S DOG HOUSE

This is puppy's dog house
This is puppy's bed.
This is puppy's pan of milk
So he can be fed.
The puppy has a collar
With his name upon it, too.
Take a stick and throw it,
And he'll bring it back to you.

Put tips of fingers together
Hands flat, palms upward
Cup hands together for bowl
Make lapping motion with tongue!
Encircle neck with fingers

Make throwing motion.
Clap hands

OH WHERE HAS MY LITTLE DOG GONE - this is an old favorite, sung or said


Oh where oh where has my little dog gone
Oh where oh where can he be?
With his ears cut short
And his tail cut long
Oh where, oh where can he be?

Look around
Hands out, palms up, shrug shoulders
Hands on ears
Wag hands behind back
Look around


Suggested Enrichments:

BINGO *flannel story & monkey mitt*
BISCUIT *big book*
DOG *puppets, large and small*
DOG'S COLORFUL DAY *flannel story*

SPOT GOES TO THE PARK *pop-up*
WHERE'S SPOT? *pop-up*
WHERE'S SPOT? *big book*



DUCKS & GEESE



Duck Stories:


Barry	<i>Duckie's Rainbow</i>	McCloskey	<i>Make Way for Ducklings</i>
Bates	<i>Five Little Ducks</i>	Parker	<i>Mama's Little Duckling</i>
Brown	<i>The Golden Egg Book</i>	Rogers	<i>Quacky Duck</i>
Bunting	<i>Happy Birthday, Dear Duck</i>	Shannon	<i>Duck on a Bike</i>
Carle	<i>10 Little Rubber Ducks</i>	Simmons	<i>Come Along Daisy</i>
Emmett	<i>This Way, Ruby!</i>	Simmons	<i>Daisy's Hide-and-Seek</i>
Hest	<i>Guess Who, Baby Duck!</i>	Tafari	<i>Blue Goose</i>
Hest	<i>In the Rain with Baby Duck</i>	Thompson	<i>Little Quack</i>
Hills	<i>Duck & Goose</i>	Waddell	<i>Farmer Duck</i>
Hindley	<i>Do Like a Duck Does!</i>	Whippo	<i>Little White Duck</i>
		Yolen	<i>Dimity Duck</i>

Ideas for Participation:

I AM A LITTLE DUCK - get in the action!

I am a little duck and I go "Quack, Quack"
 And I wiggle my tail in the back, back, back
 I swim in the water and go "Quack, quack quack"
 And I wiggle my tail in the back, back, back.

Hands in armpits, flap 'wings'
Wiggle backside
Paddle with hands
Wiggle again



FIVE LITTLE DUCKS /or SIX LITTLE DUCKS (music available on Raffi's Singable Songs Collection, Part 2)

Five little ducks that I once knew
 Fat one, thin ones, fair ones too.

Chorus:

But the one little duck with the feather in his back
 He led the others with his Quack, Quack Quack
 Quack, Quack Quack, Quack Quack Quack
 He led the others with his Quack, Quack, Quack.

Down to the river they did go
 Wibble, wobble, wibble wobble, to and fro

Chorus

Home from the river they would come
 Wibble wobble, wibble wobble
 Ho-hum hum

Chorus

Hold up right number of fingers
Pantomime sizes, caress cheek for "fair"

Hold up one finger
Make quacking motions with hand
Keep quacking!

Hands on hips, elbows out, waddling motions

Same as verse above

Big yawns


FIVE LITTLE DUCKS/ or FIVE LITTLE GEESE

Five little ducks/geese went for a swim
 The first little duck/goose put his head in
 The second little duck/goose put his head back
 The third little duck/goose said Quack, quack, quack
 The fourth little duck/goose and his baby brother
 Went for a walk with his father and mother.

Hold up five fingers
Put head down
Put head back
"Quack" with hand/ or "Honk" with hand
Walk fingers up arm

Goose Stories:

Freedman	<i>Gooseberry Goose</i>
Friend	<i>The Perfect Nest</i>
Hills	<i>Duck & Goose</i>
Horacek	<i>Silly Suzy Goose</i>
Hutchins	<i>We're Going on a Picnic</i>
Johnson	<i>The Goose Who Went Off in a Huff</i>
Lindberg	<i>The Day the Goose Got Loose</i>
London	<i>Wiggle Waggle</i>
Preston	<i>Squawk to the Moon, Little Goose</i>
Tafari	<i>Blue Goose</i>
Tafari	<i>Silly Little Goose</i>
Wells	<i>My Very First Mother Goose</i>
Wild	<i>Lucy Goosey</i>



Ideas for Participation:

STRETCH UP HIGH – A full body rhyme

Stretch, stretch, away up high.
On your tiptoes, reach the sky.
See the ducks flying high.
Now bend down and touch your toes;
Now sway as the North Wind doth blow,
And waddle as the goose and gander go.

*Reach up high over your head
Stand on tiptoe and reach higher
Flap your hands and 'fly'
Bend down and touch toes
Sway from side to side
Waddle*

PLAY "DUCK, DUCK, GOOSE" – a circle game, this takes plenty of room, but it's so much fun!

Have children sit down in a big circle (put some grownups in it too). One child goes slowly around the outside, gently patting each person on the head while saying "duck, duck, duck, duck, goose!" The "goose" jumps up and chases the first child around the circle, seeing who will get back to the empty place first. The loser then continues the game, patting heads "duck" until they pick a new "goose."

PICK MORE POEMS, BOOKS AND IDEAS from "Ducks and Geese" theme in *I'm a Little Teapot : Presenting Preschool Storytime*, by Jane Cobb.

Suggested Enrichments:

DUCK BILL *puppet mask*

FIVE LITTLE DUCKS *big book; also monkey mitt and props*

HENNY PENNY *flannel story*


The sky is falling! there are all sorts of silly fowl in this flannel story.

IF I COULD HAVE A WINDMILL *flannel story*

THE LITTLE WHITE DUCK *monkey mitt, small flannel board with props, or flannel story*

An old favorite to sing or say. Use with **SIX LITTLE DUCKS** CD or Burl Ives' **LITTLE WHITE DUCK** CD, and let them do the singing!

THE PIG IN THE POND *big book*





EASTER



Stories:

Balian	<i>Humbug Rabbit</i>	Modesitt	<i>Little Bunny's Easter Surprise</i>
Brown	<i>The Golden Egg Book</i>	Wells	<i>Max's Chocolate Chicken</i>
Bornstein	<i>Rabbit's Good News</i>	Wells	<i>Max Counts His Chickens</i>
Keats	<i>Jennie's Hat</i>		

Ideas for Participation:

EASTER PUPPET: Use any puppet. Possibilities: 1. The puppet enters with a basket and talks about or actually hunts for eggs. 2. The puppet arrives with bunny ears, pretends to be Easter Bunny. You encourage the children to question this.

FIVE LITTLE EASTER EGGS - begin with five fingers up. Bend each down as eggs are eaten.

Five little Easter eggs, Lovely colors wore; Mother ate the blue one. Then there were four. Four little Easter eggs Two and two, you see; Daddy ate the red one, Then there were three. Three little Easter eggs, Before I knew,	Sister ate the yellow one. Then there were two. Two little Easter eggs, Oh, what fun! Brother ate the purple one. Then there was one. One little Easter egg, See me run! I ate the very last one. <i>Motion with hands to signify none.</i>
---	---

LITTLE RABBIT – fingerplay or full body rhyme

I saw a little rabbit go hop, hop, hop. I saw his long ears go flop, flop, flop. I saw his little eyes go wink, wink, wink. I saw his little nose go twin, twin, twin. I said, "Little Rabbit, won't you stay?" But he just looked at me and hopped away.	<i>Hold up two fingers and go hop, hop, hop</i> <i>Place hands above head and flop at wrists</i> <i>Wink</i> <i>Wiggle nose</i> <i>Make beckoning motion</i> <i>Make two fingers hop away</i>
--	--

Suggested Enrichments:

EASTER EGG *craft*

Use blank Easter Egg shapes photocopied on paper, or cut out some big egg shapes. Provide colored scraps, ribbon, markers, or stickers for the children to decorate the eggs.

WHITE BUNNY *puppet*

FALL

Stories:

Ehlert	<i>Boo to You!</i>	Partridge	<i>Moon Glowing</i>
Ehlert	<i>Leaf Man</i>	Root	<i>Oliver Finds His Way</i>
Freedman	<i>Gooseberry Goose</i>	Scamwell	<i>Ouch!</i>
Hall	<i>The Apple Pie Tree</i>	Tafari	<i>The Big Storm</i>
Hall	<i>It's Pumpkin Time!</i>	Tafari	<i>The Busy Little Squirrel</i>
Kelly	<i>Fall Is Not Easy</i>	Taylor	<i>Henry Explores the Mountains</i>
Lindbergh	<i>The Day the Goose Got Loose</i>	Wildsmith	<i>Animal Seasons</i>
McCloskey	<i>Blueberries for Sal</i>	791.5 Warren	<i>Cut & Tell Scissor Stories for Fall</i>
Miller	<i>Mousekin's Golden House</i>		

Ideas for Participation:

THE VERY CONFUSED PUPPET: Use any puppet. Have him/her arrive (from a bag, basket, or box) carrying a basket of seasonal props. Children can help the puppet understand why the season is changing. the puppet's guesses are wildly wrong. Encourage the children to correct him/her.

LITTLE LEAVES

The little leaves are falling down,
Round and round, round and round.
The little leaves are falling down,
Falling to the ground.

*Hold hands above head, bringing them down in a rolling motion
May want to gently fall to floor*

AUTUMN LEAVES by R. Underhill

I love to watch the autumn leaves
as they tumble down;
I love to hear their crackling
as my feet trod over the ground.
I love to rake them in a heap
and watch the children play;
For soon the color will be gone
replaced by snow some day.

Fingers float to ground

"Walk" though leaves

Pretend to rake leaves and throw them in the air

Hug self and shiver

LEAVES ARE FALLING

Leaves are falling all around
On the roof tops, on the ground.
Leaves are falling on my nose,
On my head, hands, knees and toes.

*Hands over head, bring them 'falling' down
Tent fingertips over head, touch floor
Reach each in turn: nose
Head, hands, knees, toes*



Suggested Enrichments:

AUTUMN LEAVES *flannel story with poems*
FIVE FAT SPIDERS *flannel story*
FIVE LITTLE PUMPKINS *monkey mitt props*

THE LITTLE SCARECROW *flannel story*
PUMPKIN HAPPY *flannel story*



FAMILY



Stories:

Alarcon	<i>Louella Mae, She's Run away!</i>	London	<i>Let's Go, Froggy!</i>
Arnold	<i>Roar of a Snore</i>	Manning	<i>Kitchen Dance</i>
Ashman	<i>Babies on the Go</i>	McCloskey	<i>Blueberries for Sal</i>
Bright	<i>Quiet!</i>	McPhail	<i>Pig Pig Grows Up</i>
Carrick	<i>Mothers Are Like That</i>	McQuinn	<i>Lola at the Library</i>
Cooke	<i>So Much</i>	Olson-Brown	<i>Hush Little Digger</i>
Frazee	<i>Hush Little Baby</i>	Schlein	<i>The Story About Me</i>
Glenn	<i>Just What Mama Needs</i>	Sendak	<i>Where the Wild Things Are</i>
Gliori	<i>Flora's Surprise</i>	Simont	<i>The Stray Dog</i>
Goode	<i>The Most Perfect Spot</i>	Smith	<i>Grandma Rabbit's Visit</i>
Graham	<i>Queenie, One of the Family</i>	Steig	<i>Sylvester and the Magic Pebble</i>
Hall	<i>The Apple Pie Tree</i>	Stock	<i>Thanksgiving Treat</i>
Hest	<i>Guess Who, Baby Duck!</i>	Voake	<i>Here Comes the Train</i>
Hines	<i>Daddy Makes the Best Spaghetti</i>	Waddell	<i>Bee Frog</i>
Hutchins	<i>Happy Birthday, Sam</i>	Wheeler	<i>Jazz Baby</i>
Hutchins	<i>You'll Soon Grow Into Them, Titch</i>	Wild	<i>Piglet and Papa</i>
Isadora	<i>Peekaboo Morning</i>	Willems	<i>Knuffle Bunny</i>
Javernick	<i>The Birthday Pet</i>	Wilson	<i>Whopper Cake</i>
Keller	<i>Geraldine's Blanket</i>	Yolen	<i>How Do Dinosaurs Say I Love You?</i>
		Yolen	<i>Off We Go!</i>

Ideas for Participation:

MUSIC AT OUR HOUSE

Mother plays the violin,
 Father plays the flute,
 Little brother plays the horn,
 Toot, Toot, Toot, Toot, Toot

Make appropriate motions for each instrument. Can assign different group to 'play' at different times, or all together.

HOW MANY


How many people live at your house?
 How many people live at your house?
 One, my mother, Two, my father,
 Three my sister, Four, my brother,
 There's one more now let me see,
 Oh yes, of course, it must be me!

Point to others in group

Count on fingers

Touch head

Nod head, point to self



BABY'S NAP

This is a baby ready for a nap.
 Lay him/her down on mother's lap.
 Cover him up so he won't peep.
 Rock him 'til he's fast asleep.

Hold up finger - place in other palm

Wrap other fingers to cover him

Rocking motion

Suggested Enrichments:

BEAR'S FEAST *flannel story*
 THE BLUE JAY *flannel story*
 FLOWER GARDEN *big book*
 HUSH LITTLE BABY *flannel story*

IS YOUR MAMA A LLAMA? *big book*
 THE MOTHER CAT *Kamishibai story cards*
 THE RUNAWAY BUNNY *flannel story*
 WHERE'S ALFIE *pop up book*

FARMS

Stories:

Alarcon	<i>Louella Mae, She's Run away!</i>	Huntington	<i>One Monday</i>
Ashman	<i>Can You Make a Piggy Giggle?</i>	Lindbergh	<i>The Day the Goose Got Loose</i>
Barton	<i>The Little Red Hen</i>	Lindgren	<i>The Tomten and the Fox</i>
Brown	<i>The Big Sneeze</i>	Nodset	<i>Who Took the Farmer's Hat?</i>
Bunting	<i>Hurry! Hurry!</i>	O'Brien	<i>The Farmer in the Dell</i>
Carle	<i>The Very Busy Spider</i>	Preston	<i>Squawk to the Moon, Little Goose</i>
Cowley	<i>Mrs. Wishy-Washy's Farm</i>	Rogers	<i>Quacky Duck</i>
Cronin	<i>Click, Clack, Moo Cows That Type</i>	Saul	<i>Barn Cat</i>
Cruickshank	<i>Down By the Pond</i>	Sloat	<i>The Thing That Bothered Farmer Brown</i>
Davenier	<i>Leon and Albertine</i>	Smee	<i>Clip-Clop</i>
Ehlert	<i>Color Farm</i>	Sykes	<i>Dora's Eggs</i>
Fleming	<i>Barnyard Banter</i>	Tekavec	<i>What's That Awful Smell?</i>
Fleming	<i>The Cow Who Clucked</i>	Thompson	<i>Wee Little Chick</i>
Galdone	<i>The Little Red Hen</i>	Waddell	<i>Farmer Duck</i>
Graham	<i>Queenie, One of the Family</i>	Wahl	<i>The Woman with the Eggs</i>
Gunson	<i>Over on the Farm</i>	Williams	<i>I Went Walking</i>
Himmelman	<i>Chickens to the Rescue</i>	Ziefert	<i>I Swapped My Dog</i>
		Ziefert	<i>Who Said Moo?</i>

Ideas for Participation:

USE a PUPPET TO INTRODUCE STORYTIME: The puppet enters (from a bag, box, or basket) dressed as a farmer, carrying a basket of fruit or veggie props. The children guess the puppet's occupation.

WHEN COWS GET UP IN THE MORNING Public Domain, use with or without the available flannel story

When cows get up in the morning, they always say good day.
When cows get up in the morning, they always say good day.
They say, "Moo, Moo," That is what they say.
They say, "Moo, Moo," That is what they say.

A fun variation is: **NO WAY!** Cows don't say good day! they say, "Moo, Moo" etc.
This song can go on for a long time. Ask the children to suggest other things that get up in the morning.

OLD MACDONALD HAD A FARM - an old favorite:


Old MacDonald had a farm, EIEIO
And on this farm he had a chicken (name any animal), EIEIO
With a cluck cluck here and a cluck cluck there
Here a cluck, there a cluck, everywhere a cluck cluck
Old MacDonald had a farm EIEIO.

You can continue this song as long as you wish; just continue adding animals and appropriate animal sounds.

BINGO

There was a farmer, had a dog
And Bingo was his name-o
B-I-N-G-O, B-I-N-G-O, B-I-N-G-O
And Bingo was his name.

*Sing first time all the way through.
Next time: clap for B, and only sing I, N, G, O
Then clap for B, clap for I, sing N, G, O.
And so on, until you are only humming and clapping*



FARMER AND HIS SEEDS – sing to the tune of The Farmer in the Dell

The farmer plants the seeds,
The farmer plants the seeds,
Hi, Ho the dairy-o, the farmer plants the seeds.

The sun comes out to shine, *etc.*

The rain begins to fall, *etc.*

The seeds begin to grow, *etc.*

The farmer cuts them down, *etc.*

He binds them into sheaves, *etc.*

And now we'll have some bread, *etc.*

Stoop and pretend to plant seeds

Make large circle with arms

Hands flutter up and down

Begin to grow – rise up

Move arms to imitate cutting – long sweeping motion

Group together with arms

Pretend to eat

Suggested Enrichments:

BARN WITH FARM ANIMALS

flannel/laminated story to use with OLD MACDONALD or other farm stories

BARNYARD BANTER *big book*

BIG RED BARN *big book*

BINGO *flannel story and monkey mitt with props*

BREMEN TOWN MUSICIANS *flannel story*

CHICKEN, LAMB, PIG *puppets*

THE COW THAT WENT OINK *big book*

FARM ANIMAL MITT *with finger puppets*

FARM ANIMAL *puppets in fabric bag (set of 14)*

THE GOAT IN THE TURNIP FIELD *flannel story*

HENNY PENNY *flannel story*

THE HOUSE IN THE WOODS *flannel story*

THE LITTLE RED HEN *big book*

I LOVE ANIMALS *big book*

IF I COULD HAVE A WINDMILL *flannel story*

LITTLE BOY BLUE *flannel story*

THE LITTLE RED HEN *big books*


THE LITTLE RED HEN *flannel story*

PEACE AND QUIET *flannel story*

THE PIG IN THE POND *big book*

TEN RED APPLES *flannel story*

WHEN COWS GET UP IN THE MORNING *flannel story*



FEELINGS

Stories:

Brown	<i>The Runaway Bunny</i>	Rohmann	<i>A Kitten Tale</i>
Faulkner	<i>The Scared Little Bear</i>	Simmons	<i>Come Along Daisy!</i>
Henderson	<i>Look at You! A Baby Body Book</i>	Urban	<i>Mouse Was Mad</i>
Hutchins	<i>You'll Soon Grow Into Them, Titch</i>	Wild	<i>Piglet and Papa</i>
Murphy	<i>I Like It When</i>	Willis	<i>Mommy, Do You Love Me?</i>
Murphy	<i>Some Things Change</i>	Williams	<i>The Little Old Lady Who Was Not Afraid of Anything</i>
O'Keefe	<i>Love Me, Love You</i>	Wood	<i>Quick as a Cricket</i>
Ormerod	<i>If You're Happy and You Know It</i>	Yolen	<i>How Do Dinosaurs Say I Love You?</i>
Pinkwater	<i>The Big Orange Splot</i>		

Ideas for Participation:

THUMBKIN - an old favorite in a shorter version

Where is Thumbkin?
Where is Thumbkin?
Here he comes, here he comes.
Mighty glad to see you. Mighty glad to see you.
There he goes. there he goes.

Hands behind back

Bring hands to front, thumbs up
Wiggle thumbs at each other
Hands behind back again

SOMETIMES I FEEL TALL

Sometimes I feel tall.
Sometimes I feel small.
Sometimes I feel very, very, tall.
Sometimes I feel very, very, small.
Sometimes tall, sometimes small,
See how I am now.

Stand at full height, a little stretched
Bend down close to floor
Stretch on tip toes
Bend as close to floor as possible
Stretch high, bend low
Stand normally

HELLO TOES - sit with legs out straight.

Hello Toes
Goodbye, Toes
Hello toes
Goodbye, toes
My toes are feeling shy today.
But now they're feeling better!

Point toes toward you
Point toes away
Toes toward you
Toes away
Toes cross each other, shyly
Stamp your feet!



Repeat with hands. Tip them forward and back for hello and goodbye. Hide them when they're shy, then clap!
Children can suggest how their hands or feet feel today.

Suggested Enrichments:

FLOWER GARDEN *big book*
HUSH LITTLE BABY *flannel story*
MAY THERE ALWAYS BE SUNSHINE *magnet story to use with*
Jim Gill Sings the Sneezing Song and Other Contagious Tunes CD

I LIKE ME *big book*
QUICK AS A CRICKET *flannel story*
THE RUNAWAY BUNNY *flannel story*



FOOD



Stories:

Alborough	<i>It's the Bear</i>	Hutchins	<i>Don't Forget the Bacon!</i>
Aylesworth	<i>Mother Halverson's New Cat</i>	Hutchins	<i>The Doorbell Rang</i>
Bang	<i>The Old Woman and the Red Pumpkin</i>	Isaacs	<i>Pancakes for Supper</i>
Beaumont	<i>Who Ate All the Cookie Dough?</i>	McCloskey	<i>Blueberries for Sal</i>
Bergman	<i>Yum Yum! What Fun!</i>	Miranda	<i>To Market, to Market</i>
Carle	<i>Today Is Monday</i>	Rice	<i>Sam Who Never Forgets</i>
Carle	<i>The Very Hungry Caterpillar</i>	Riley	<i>Mouse Mess</i>
Cousins	<i>Maisy Makes Gingerbread</i>	Robart	<i>The Cake That Mack Ate</i>
Ehlert	<i>Growing Vegetable Soup</i>	Rounds	<i>I Know an Old Lady Who Swallowed a Fly</i>
Falwell	<i>Feast for 10</i>	Sathre	<i>Three Kind Mice</i>
French	<i>Oliver's Vegetables</i>	Steig	<i>Pete's a Pizza</i>
Galdone	<i>The Gingerbread Boy</i>	Taback	<i>There Was an Old Lady Who Swallowed a Fly</i>
Galdone	<i>The Little Red Hen</i>	Thompson	<i>Mouse's First Summer</i>
Gelman	<i>Pizza Pat</i>	Van Laan	<i>Tickle Tum!</i>
Goldstone	<i>The Beastly Feast</i>	Voake	<i>Pizza Kittens</i>
Gravett	<i>Orange Pear Apple Bear</i>	Walter	<i>Hi, Pizza Man!</i>
Hall	<i>The Apple Pie Tree</i>	Wilson	<i>Whopper Cake</i>
Hines	<i>Daddy Makes the Best Spaghetti</i>	Wood	<i>The Little Mouse, the Red Ripe Strawberry and the Big Hungry Bear</i>

Ideas for Participation:

THE PUPPET GOURMET Use any puppet. Possibilities: 1. Puppet enters (from a box, basket, or bag) with food in box, basket. Include good and junk food. Encourage the children to talk about food. 2. Puppet eats food wrong. Encourage the children to correct him/her.

THE GINGERBREAD BOY or the **LITTLE RED HEN** Act them out.

I KNOW AN OLD LADY WHO SWALLOWED A FLY Let the children put animals in the puppet's mouth when the appropriate verse comes around.

TODAY IS MONDAY (See suggestions in the Days of the Week theme)

A DELICIOUS CAKE

Mix the batter,
Stir the batter,
Shake some flour in.
Mix the batter, stir the batter,
Pour it in a tin.
Sprinkle little raisins on,
Pop batter in to bake.
Open wide the oven door
And out comes a delicious cake!

Make one arm into circle, make stirring motion with other
Shake in flour
And stir
Make motions of pouring
Sprinkle
Open oven door and put 'cake' in oven
Open oven door again
Pretend to sniff - yummy!



TWO LITTLE APPLES

Two little apples way up in a tree
Those little apples smiled at me
I shook that tree as hard as I could
Down fell the apples
Mmmm, they were good!

Stretch up, making fists for apples
Turn fists toward you
Pretend to shake tree trunk
Drop hands down to the floor
Take a bite and rub your tummy

PEANUT BUTTER AND JELLY - stand up and act this one out! Suit actions to words

First you take the peanut and you crush it crush it.

Chorus: Peanut, peanut butter, jelly.
Peanut, peanut butter jelly.

Next you take the grape and squash it, squash it.

Chorus: Peanut, peanut butter, jelly.
Peanut, peanut butter jelly.

Then you take the bread and you spread it, spread it.

Chorus: Peanut, peanut butter, jelly.
Peanut, peanut butter jelly.

Then you take the sandwich and you eat it, eat it.


Chorus: Peanut, peanut butter, jelly.
Peanut, peanut butter jelly.

Next you take your fingers and you lick them, lick them.

Chorus: Peanut, peanut butter, jelly.
Peanut, peanut butter jelly.

Audience repeats each line after you.

On "Peanut, peanut butter" swish arms side to side of body. On "jelly" raise arms over head – YEAH!



Suggested Enrichments:

BEAR'S FEAST *flannel story*
THE CAT AND THE PARROT *flannel story*
THE DOORBELL RANG *big book*
EGGS FOR BREAKFAST *flannel story*
FIVE FAT SPIDERS *flannel story*
FIVE LITTLE CHICKENS *flannel story*
FLIP FLAP JACK *flannel story*
GROWING VEGETABLE SOUP *big book*
JAMBERRY *big book*
THE LITTLE MOUSE, THE RED RIPE
STRAWBERRY AND THE BIG HUNGRY BEAR
flannel story and big book

LITTLE RED HEN *big books*
LITTLE RED HEN *flannel story*
OLD LADY WHO SWALLOWED A FLY *puppet & props*
PIZZA! *pop-up*
PIZZA PIECES *flannel pieces in a real pizza box. Can be used with two rhymes and a song (available on 10 Carrot Diamond CD).*
THE RUNAWAY COOKIES *flannel story*
SOUP FROM A NAIL *flannel story*
TEN RED APPLES *flannel story*
UWUNGELEMA *flannel story*
THE WIDE-MOUTHED FROG *flannel story*

FRIDAY THE 13th

Introduction:

People say, (but I don't believe it), that on Friday the thirteenth, *nothing* goes the way it's supposed to. Everything goes wrong on Friday the 13th. I think that's just a story people tell, but, since today *is* Friday the thirteenth, I'm going to share with you some tales of chaos and confusion.



Stories:

Aylesworth	<i>Old Black Fly</i>	Lobel	<i>Mouse Tales (see Ideas for Participation)</i>
Burningham	<i>Mr. Gumpy's Motor Car</i>	Riley	<i>Mouse Mess</i>
Hutchins	<i>Don't Forget the Bacon</i>	Small	<i>Imogene's Antlers</i>
Kasza	<i>Pig's Picnic</i>	Van Laan	<i>Little Baby Bobby</i>
Kudrna	<i>To Bathe a Boa</i>		

Ideas for Participation:

MOUSE'S JOURNEY, from **Mouse Tales** by **Arnold Lobel**. Have kids make the sounds and movements as mouse moves down the road in different types of transportation.

WHEN SAMMY PUT THE PAPER ON THE WALL:

When Sammy put the paper on the wall	<i>Hands side to side</i>
He put the parlor paper in the hall.	<i>Hands up and down</i>
He papered up the stairs.	<i>Paper as if up stairs</i>
He papered all the chairs.	<i>Make chair with hands</i>
He even put a border on Grandma's shawl.	<i>Border your shoulders</i>
When Sammy put the paper on the wall	<i>Same as before</i>
He poured a pot of paste upon us all.	<i>Pour bucket over head</i>
Now we're all stuck together	<i>Put hands on opposite shoulders</i>
Like birds of a feather	<i>Flap arms while crossed</i>
Since Sammy put the paper on the wall.	<i>Slap knees twice</i>

Suggested Enrichments:

MASTER OF ALL MASTERS <i>flannel story</i>	OLD BLACK FLY <i>big book</i>
THE MILLER, THE BOY & THE DONKEY <i>flannel story</i>	TRAFFIC JAM <i>flannel story</i>
MOUSE AND THE WINDS <i>flannel story</i>	



FRIENDS



Stories:

Bluemle	<i>How Do You Wokka-Wokka?</i>	Lobel	<i>Frog and Toad (series)</i>
Bond	<i>Tumble Bumble</i>	Minarik	<i>Little Bear's Friend</i>
Chichester	<i>I Love You, Blue Kangaroo</i>	Minarik	<i>Little Bear's Valentine</i>
De Regniers	<i>May I Bring a Friend</i>	Savadier	<i>Will Sheila Share?</i>
Freeman	<i>Corduroy</i>	Scieszka	<i>Smash! Crash!</i>
Galdone	<i>The Little Red Hen</i>	Sharmat	<i>The Best Valentine in the World</i>
Gordon	<i>Smitten</i>	Stephens	<i>Poochie-Poo</i>
Hutchins	<i>The Doorbell Rang</i>	Swaim	<i>The Hound from the Pound</i>
Intrater	<i>Two Eyes, a Nose and a Mouth</i>	Thomas	<i>Rhyming Dust Bunnies</i>
Jeffers	<i>McDuff Moves In</i>	Wallace	<i>Paperwhite</i>
King	<i>Henry and Amy (Right-Way-Round and Upside Down)</i>	J 782.4216	<i>The Farmer in the Dell</i>
Lear	<i>The Owl and the Pussycat</i>	O'Brien	

Ideas for Participation:

TWO LITTLE FRIENDS

Two little friends are better than one,
And three are better than two;
And four are much better still
Just think! What four little friends can do.

Hold up 2 fingers on one hand, 1 on the other hand
Hold up 3 fingers and 2 fingers
Hold up 4 fingers on one hand
Wiggle fingers happily

MR. TURKEY AND MR. DUCK *used with permission from Nancy Stewart at www.nancymusic.com, on *Little Songs for Little Me* CD, also available in collection.*


Mr. Turkey went out one day
in bright sunny weather.
He met Mr. Duck along the way
They stopped to talk together
Gobble, gobble, gobble!
Quack, quack, quack.
And then they both went back. Quack!

Begin with hands behind back
Bring one out as Mr. Turkey
and the other as Mr. Duck
Hands 'face' each other
Mr. Turkey bows and gobbles
Mr. Duck bows and quacks
Hands return behind back. Quack!


Suggested Enrichments:

BREMEN TOWN MUSICIANS *flannel story*
THE COW THAT WENT OINK *big book*
THE DOORBELL RANG *big book*
MAY I BRING A FRIEND? *flannel story*

THE LITTLE RED HEN *big book*
THE OWL & THE PUSSYCAT *flannel story*
SPOT GOES TO THE PARK *pop-up*
TRAFFIC JAM *flannel story*



FROGS



Stories:

Kalan	<i>Jump, Frog, Jump</i>	Waddell	<i>Bee Frog</i>
Kelly	<i>Five Green and Speckled Frogs</i>	Whippo	<i>Little White Duck</i>
Lobel	<i>Frog and Toad Together</i>	Willis	<i>What Did I Look Like When I Was a Baby?</i>
London	<i>Froggy Gets Dressed</i>	Wilson	<i>A Frog in the Bog</i>
London	<i>Froggy Plays T-Ball</i>	J 597.87	<i>Red-Eyed Tree Frog</i>
London	<i>Let's Go, Froggy</i>	Cowley	
Thomas	<i>Can YOU Make a SCARY FACE?</i>		

Ideas for Participation:

LITTLE FROG - A fingerplay or full body action rhyme

A little frog in a pond am I,	<i>Form frog with fist</i>
Hippity, hippity, hop.	<i>Move fist up and down in jumping motion</i>
And I can jump in the air so high,	<i>Make fist jump high into the air</i>
Hippity, hippity, hop.	<i>Repeat jumping motion</i>

FIVE LITTLE SPECKLED FROGS - to sing or say (Another version uses "Leopard" for "Speckled ")

Five little speckled frogs	<i>Hold up five fingers</i>
Sitting on a speckled log;	<i>Over other arm: 'log'</i>
Eating some most delicious bugs - Yum yum!	<i>Pretend to eat bugs</i>
One jumped into the pool where it was nice and cool	<i>One finger 'jumps' in to pool</i>
Then there were 4 green speckled frogs. Glub Glub!	
<i>Continue until there are no more speckled frogs!</i>	<i>Repeat actions using 4, 3, 2, and 1 fingers</i>

GACK GOON - to sing or say

Gack-goon went the little green frog one day.	<i>Make circles with your hands around your eyes and bug them out when you say</i>
Gack-goon went the little green frog.	<i>"Gack-gack-goon"</i>
Gack-goon went the little green frog one day,	
And his eyes went "Gack-gack-goon."	

Suggested Enrichments:

FIVE FROGS <i>monkey mitt and props</i>	FROGGY GETS DRESSED <i>flannel story</i>
FIVE LITTLE SPECKLED FROGS <i>2 styles available: flannel story pieces, and glove puppet with log prop</i>	LITTLE WHITE DUCK <i>monkey mitt or small flannel board with props</i>
FROG AND TOAD <i>puppets with loads of personality. Use them to tell Frog and Toad stories.</i>	THE WIDE MOUTHED FROG <i>flannel story</i>



GOOD'S GOOD AND BAD'S BAD



Stories:

Barton	<i>The Little Red Hen</i>	Preston	<i>Squawk to the Moon, Little Goose</i>
Chen	<i>The Featherless Chicken</i>	Riley	<i>Mouse Mess</i>
Galdone	<i>The Little Red Hen</i>	Shannon	<i>Lizard's Home</i>
Hindley	<i>Do Like a Duck Does</i>	Van Laan	<i>Little Baby Bobby</i>
Kimmel	<i>Anansi and the Moss-Covered Rock</i>		

Ideas for Participation:

The idea here is not a heavy moral lesson, but the enjoyment of humorous stories.

LITTLE BUNNY FOO FOO - to sing or say

Little Bunny Foo-Foo hopping through the forest,
Scooped up the field mice and bopped them on the head.
(Spoken) Down came the good fairy and she said:

'Little Bunny Foo-Foo I don't want to see you
Scooping up the field mice and bopping them on the head.
I'll give you just three chances
And then I'll turn you into a Great Green GOON!'

Repeat three times, each time reducing number of chances.

The last time, it goes like this:

Little Bunny Foo-Foo trembled. He didn't want to be a great
green goon. Soo, the next day...

Little Bunny Foo-Foo
Hopping through the forest
Scooped up the field mice and patted them on the head.
Down came the good fairy and she said
Now that's more like it!

*With two fingers up, hop hand
Scoop with one hand, bop with other
Raise one hand above head, bring
downward in a fluttering motion*

*Repeat hopping, scooping and bopping
Hold up three fingers
Shake finger in warning*

*Repeat all motions, but "pat" the field
mice instead of "bopping" them!*

Shake finger and nod approval

Suggested Enrichments:


THE CAT & THE PARROT *flannel story*
GOLDILOCKS AND THE THREE BEARS
*flannel pieces to use with mitt or small
flannel board*

THE LITTLE CRAB *Kamishibai story cards*
LITTLE RED HEN *flannel story & big book*
RATTLESNAKE, MOUSE & COYOTE *flannel story*

GROWING THINGS

Stories:

Ayres	<i>Up, Down, and Around</i>	Ginsburg	<i>Mushroom in the Rain</i>
Baker	<i>Potato Joe</i>	Giori	<i>Flora's Surprise</i>
Cole	<i>Jack's Garden</i>	Hall	<i>The Apple Pie Tree</i>
Ehlert	<i>Growing Vegetable Soup</i>	Hall	<i>It's Pumpkin Time!</i>
Fleming	<i>Muncha! Muncha! Muncha!</i>	Hest	<i>Little Chick</i>
Florian	<i>Vegetable Garden</i>	Krauss	<i>The Carrot Seed</i>
French	<i>Oliver's Vegetables</i>	Molk	<i>Good Job, Oliver</i>
		Stojic	<i>Rain</i>



Ideas for Participation:

MISGUIDED PUPPET GARDENER Puppet enters (from a box, basket, or bag) with tools for gardening, seed packets. Puppet talks with you and children about garden plans. these plans can be all wrong. You encourage the children to correct the puppet.

TEN FAT PEAS

Ten fat peas in a pea pod pressed.
One grew, two grew, so did all the rest.
They grew and they grew and they did not stop.
Until one day the pod went POP!

Make fists and bump them together
Raise one finger, then two, then all the rest
Start hands at waist and stretch up really, really tall
Smack hands together - Pop!

I DIG, DIG, DIG – suit actions to words

I dig, dig, dig	I wait and watch,
And I plant some seed.	And soon I know,
I rake, rake, rake	My garden sprouts,
And I pull some weeds.	And starts to grow.



THIS IS THE WAY WE PLANT - Suit actions to words

This is the way we plant the seeds, etc.
This is the way we rake the garden, etc.
This is the way we pull the weeds, etc.
This is the way we water the plants, etc.
This is the way we harvest the ... carrots, etc.
This is the way we wash the carrots...
This is the way we eat the carrots ...

Suggested Enrichments:

THE ENORMOUS TURNIP *flannel story*
FLOWER GARDEN *big book*
FLOWERS *flannel story*
THE GIANT CARROT *flannel story*
GROWING VEGETABLE SOUP *big book*

PLANT A LITTLE SEED *flannel stories (FRUITS AND VEGETABLES) from Plant a Little Seed by Nancy Stewart*
PLANTING A RAINBOW *big book*
SPRING VEGETABLE GARDEN *flannel story*

HALLOWEEN



Stories:

Cousins	<i>Maisy Dresses Up</i>
Ehlert	<i>Boo to You!</i>
Emberley	<i>Go Away, Big Green Monster!</i>
Hall	<i>It's Pumpkin Time!</i>
Miller	<i>Mousekin's Golden House</i>
Modesitt	<i>Mouse's Halloween Party</i>
Stoeke	<i>Minerva Louise on Halloween</i>
Williams	<i>The Little Old Lady Who Wasn't Afraid of Anything</i>

Ideas for Participation:

HALLOWEEN SOUNDS -to tune of *Here We Go Round the Mulberry Bush*. Suit actions to words

This is the way the witches fly,
witches fly, witches fly.

This is the way the witches fly,
Swish, swish, swish.

This is the way ghosts go by, *etc.*
Boo, boo, boo!

This is the way the pumpkin laugh, *etc.*
Hee, hee, hee.

This is the way the hoot owls hoot, *etc.*
Hoo, hoo, hoo!

This is the way the tomcats howl, *etc.*
Meow, meow, meow.

HALLOWEEN WITCHES - to the tune of *One Little, Two Little, Three Little Indians*

One little, two little, three little witches

Fly hands in up and down motions

Fly over haystacks, fly over ditches.

Slide down moonbeams without any hitches

Glide hands downward

Heigh-ho Halloween is here!

PUMPKIN SONG - to the tune of *Mary had a little lamb*. Suit actions to words

We are pumpkins big and round,
Big and round, Big and round.

We are pumpkins big and round,
Sitting on the ground.

See our great big shining eyes,
Shining eyes, shining eyes.

See our great big shining eyes
Looking all around.

See our great big laughing mouths
Laughing mouth, laughing mouths.


See our great big laughing mouths
Smiling right at you.

Suggested Enrichments:


USE ANY PUPPET AS A HOST. Some possibilities: 1. The puppet arrives (out of a bag, basket, or box) in costume. You pretend not to recognize him/her. 2. The puppet arrives with Halloween props. the children guess which holiday they belong to. 3. The puppet arrives with mask on. Play peek-a-boo, pretend to be afraid, finally reveal the puppet's identity. 4. The puppet can pass out treats.

FIVE LITTLE PUMPKINS *puppets for monkey mitt or small handheld flannel board and fence prop*
THE LITTLE ORANGE HOUSE *cut and tell story*

MOUSE'S HALLOWEEN HOUSE *flannel story*
PUMPKIN HAPPY *flannel story*
THREE LITTLE PUMPKINS *flannel story*



HATS



Stories:

Brett *The Hat*
 Brown *The Scarecrow's Hat*
 Hines *Which Hat Is That?*
 Hutchins *The Wind Blew*
 Iwamura *Tan Tan's Hat*

Miller
 Morris
 Nodset
 Slobodkina
 Small
 Stoeke

Whose Hat?
Hats, Hats, Hats
Who Took the Farmer's Hat?
Caps for Sale
Imogene's Antlers (you'll see!)
A Hat for Minerva Louise

Ideas for Participation:

You can all make **NEWSPAPER HATS FOR** each child to take home.

As you read **CAPS FOR SALE**, the children can act out what the monkeys do.

THE HAT by Jan Brett – bring clothing props and hang them over a line. Let children take them off the line and put clothing on, like the animals in the book.

RABBIT IN THE HAT – small finger puppet, recite Jack in the Box rhyme (see Animal Sillies) "Rabbit in the hat, stay so still. Won't you come out? Yes, I will!"

HATS, HATS, HATS – action rhyme, or use the pieces in *When Hats Blow* flannel story

A clown wears a funny hat that's pointed at the top
 A firefighter's hat protects her as she makes a fire stop.
 A baseball player needs his hat when sun gets in his eyes.
 An astronaut needs a helmet when into space she flies.
 A cowboy rides a bronco and wears a wide-brimmed hat.
 But when the bronco bucks him off, his hat may end up flat.

Hands form point on head
Circle head with hands
Indicate a visor over eyes
Place imaginary helmet on head
Hands encircle head
Palms together to indicate flatness

SILLY HAT to the tune of This Old Man

On my head I wear a hat
 It is such a silly hat
 That my head will wiggle
 Wiggle to and fro
 Where else should my silly hat go?

Follow kids suggestions: e.g. twirl it on your toe knee, hand, ear, nose (pinch your nose and sing funny), mouth (mumble), eyes (peek a boo), etc

On the floor I put my hat.
 It is such a quiet hat
 That the floor won't wiggle
 It just stays flat.
 I am glad I thought of that!

MY HAT

My hat it has three corners
 Three corners has my hat
 And had it not three corners
 It would not be my hat!

Make these motions throughout the song, as you say the words:

My: touch chest, Hat: touch head, Three: hold up three fingers, Corners: point to crooked elbow

As you sing the second time through, just make the motion for "my"; third time only point for "hat;" fourth time, don't say "three" when you motion; final time only point to elbow for "corners"

Suggested Enrichments:

CAPS FOR SALE *big book*
 RABBIT IN TOP HAT *finger puppet*

SHADY HAT *flannel story*
 WHEN HATS BLOW *flannel story*

HOLIDAYS

This page is a work in progress. We'll use it for small holidays that don't need a page to themselves.
(More of these will be added as we put them together.)

St. Patrick's Day Stories: (Not necessarily in the PSST Collection)

Balian	<i>Leprechauns Never Lie</i>
Boden	<i>The Field of Buttercups</i>
Foley	<i>Good Luck Bear</i>
McGuirk	<i>Lucky Tucker</i>
Stinson	<i>Those Green Things</i>



St. Patrick's Day Participation:

A sheet of fingerplays is tucked into the *Patrick Needs Shamrocks* flannel story folder.

St. Patrick's Day Enrichment:

PATRICK NEEDS SHAMROCKS *flannel story*
LUCKY THE LEPRECHAUN *flannel story*

HOMES

Stories:

Asch	<i>Baby Bird's First Nest</i>	Pinkwater	<i>The Big Orange Splot</i>
Geist	<i>The Three Little Fish and the Big Bad Shark</i>	Shannon	<i>Lizard's Home</i>
		Shannon	<i>Lizard's Song</i>
Glori	<i>Flora's Surprise</i>	Tafari	<i>Silly Little Goose</i>
Kalan	<i>Moving Day</i>	Van Laan	<i>So Say the Little Monkeys</i>
McCarty	<i>Little Bunny on the Move</i>	Wormell	<i>Blue Rabbit and Friends</i>
McFarland	<i>Widget</i>	Wormell	<i>Hilda Hen's Search</i>
Miller	<i>Mousekin's Golden House</i>		

Ideas for Participation:

HOUSES

This is a nest for a robin
This is the hive for a bee
This is a hole for bunny rabbit,
And this is a house for me.

Cup hands together, palms up
Fists together, palm to palm
Make hole, fingertips together
Peak hands over head for roof

IF I WERE A BIRD

If I were a bird, I'd sing a song,
And fly about the whole day long.
And when the night comes, go to rest,
Up in my cozy little nest.

Make a singing beak with hand
Twine thumbs, make wings fly

Cup hands together to form nest



WHEN SAMMY PUT THE PAPER ON THE WALL

When Sammy put the paper on the wall
He put the parlor paper in the hall
He papered on the stairs
He papered on the chairs
He even put a border on Grandma's shawl
When Sammy put the paper on the wall
He poured a pot of paste upon us all
Now we're all stuck together
Like birds of a feather
Since Sammy put the paper on the wall.

Hands side to side
Hands up and down
Paper as if up stairs
Make chair with hands
Border your shoulders
Same as before
Pour bucket over head
Put hands on opposite shoulders
Flap arms while crossed
Slap knees twice

Suggested Enrichments:


BIG RED BARN *big book*
GOLDILOCKS AND THE THREE BEARS *flannel pieces to use with mitt or small flannel board*
THE HOUSE IN THE WOODS *flannel story*
THE HOUSE THAT JACK BUILT *flannel story*

IN THE HOUSE *flannel story*
THE THREE LITTLE PIGS *flannel story*
THREE LITTLE PIGS *props to use with monkey mitt or small flannel board*

I AM BIG!

Stories:

Cousins	<i>Maisy's Bedtime</i>	Roddie	<i>You're Too Small</i>
Emberly	<i>Go Away, Big Green Monster</i>	Schotter	<i>Captain Bob Sets Sail</i>
Goode	<i>The Most Perfect Spot</i>	Sendak	<i>Where the Wild Things Are</i>
Hest	<i>Little Chick</i>	Shea	<i>Dinosaur vs. Bedtime</i>
Hutchins	<i>Happy Birthday, Sam</i>	Sierra	<i>Preschool to the Rescue</i>
Keats	<i>Peter's Chair</i>	Stein	<i>Pouch!</i>
Kettelman	<i>Grandma's Cat</i>	Thompson	<i>Wee Little Chick</i>
Kraus	<i>Whose Mouse Are You?</i>	Waddell	<i>The Super Hungry Dinosaur</i>
McPhail	<i>Pig Pig Grows Up</i>	Zimmerman	<i>Fire Engine Man</i>
Palatini	<i>Good as Goldie</i>		



Ideas for Participation:

SOMETIMES I'M TALL - whole body movement

Sometimes I'm tall	<i>Stand at full height</i>
Sometimes I'm small.	<i>Bend down low</i>
Sometimes I'm very, very tall.	<i>Stretch tall on tiptoes</i>
Sometimes I'm very, very small.	<i>Crouch down very small</i>
Sometimes tall, sometimes small.	<i>Stretch high, bend low</i>
Look how I am now.	<i>Stand normally, shoulders squared</i>

WE'RE GOING ON A BEAR HUNT - the audience acts it out and repeats each line.

We're going on a bear hunt.	<i>Pat hands on thighs for the sound of footsteps</i>
We're not scared.	
Oh, look! I see a field!	<i>Hand shielding eyes, point, arm straight out</i>
Can't go around it, Can't go under it.	
Let's go through it! Swish, Swish!	<i>Rub hands together, swishing through tall grass</i>
<i>Repeat, with:</i>	
Tree --Let's go up it!	<i>Climb tree at "top," shield eyes, look around</i>
Swamp! -- Let's go through it! Squish, squash	<i>Cup hands, "walk" them as though walking through mud</i>
River! -- Let's go through it! Splash, splash!	<i>Pretend to swim</i>
Cave! -- Let's go in it! Shh, shh!	<i>Pretend to tiptoe, finger to lips</i>
Oh what's that? It's big! It's furry!	<i>Repeat all the actions in reverse order - tiptoeing, swimming,</i>
It's a BEAR!!! Let's GO!	<i>squishing through mud, climbing the tree, swishing through the field - fast! Wipe brow - WHEW, WE MADE IT!</i>

Suggested Enrichments:

THE GOAT IN THE TURNIP FIELD <i>flannel story</i>	MY BIG RED BOOTS <i>Ready-to-Go Storytimes</i> CD
GROW, GROW, GROW AS BIG AS YOU CAN <i>Kamishibai cards</i>	SMASH! MASH! CRASH! THERE GOES THE TRASH <i>prop story</i>
HOW DO I PUT IT ON? <i>flannel story</i>	THE VERY HUNGRY CATERPILLAR <i>puppet and flannel pieces</i>
KATIE THE CATERPILLAR <i>flannel story</i>	WHO'S GETTING DRESSED <i>prop story</i>

I CAN DO IT!

Stories:

Alborough	<i>Some Dogs Do</i>	Markes	<i>Good Thing You're Not an Octopus!</i>
Butler	<i>Can You Cuddle Like a Koala?</i>	McMullan	<i>I Stink!</i>
Cabrera	<i>Caterpillar's Wish</i>	McPhail	<i>Andrew's Bath</i>
Carle	<i>From Head to Toe</i>	Murray	<i>The Very Sleepy Sloth</i>
Davis	<i>Who Hoots?</i>	Nicholls	<i>Billywise</i>
Davis	<i>Who Hops?</i>	Numeroff	<i>If You Give a Mouse a Cookie</i>
Emberley	<i>Go Away, Big Green Monster!</i>	Pinkwater	<i>Bear's Picture</i>
Henderson	<i>Look at You! A Baby Body Book</i>	Seder	<i>Gallop (has moving pictures!)</i>
Himmelman	<i>Chickens to the Rescue</i>	Sendak	<i>Where the Wild Things Are</i>
Howard	<i>Cosmo Zooms</i>	Sierra	<i>Preschool to the Rescue</i>
Isaacs	<i>Pancakes for Supper</i>	Sis	<i>Fire Truck</i>
Javernick	<i>The Birthday Pet</i>	Stock	<i>Thanksgiving Treat</i>
Keats	<i>Whistle for Willie</i>	Thompson	<i>Little Quack</i>
Krauss	<i>The Carrot Seed</i>	Willems	<i>Naked Mole Rat Gets Dressed</i>

Ideas for Participation:

WORKER PUPPET: Use any puppet. *Possibilities:* 1. The puppet can wear different hats, clothes of different occupations, or carry representative tools. You encourage children to guess his or her occupation. 2. Give the puppet a task to do. The puppet whines that s/he can't do it. Have the children encourage the puppet until s/he succeeds.

I'M GROWING!



I'm growing	<i>Hands above head</i>
I'm growing up all over	<i>Point all over body</i>
Every Monday, Tuesday, Wednesday, Thursday, Friday, Saturday, and Sunday	<i>Count days of the week on fingers</i>
I'm growing here.	<i>Point to head</i>
I'm growing there, and there, and there	<i>Stick out leg, and arm, and hand</i>
I'm just growing everywhere.	<i>Point all over body</i>
I'm growing!	<i>Hands way above head</i>

ALL BY MYSELF - From Flint Public Library's Ring a Ring O' Roses. Used with permission. *Suit actions to words. Have kids repeat the chorus after each line.*

There are many things that I can do.	<i>Chorus: all by myself;</i>
I can comb my hair and lace my shoe	<i>Chorus: all by myself;</i>
I can wash my hands and wash my face,	<i>Chorus: all by myself;</i>
I can put my toys and blocks in place.	<i>Chorus: all by myself;</i>

Get suggestions from children for other things they can do all by themselves.

OTHER SUGGESTIONS: The books, *From Head to Toe*, and *Whose Hat* can be used in participatory style. And take a look at *You're So Great* in the Volunteer Handbook under *Movement Rhymes/Quieting*.

Suggested Enrichments:

ALL KINDS OF SHOES <i>flannel story</i>	FROM HEAD TO TOE <i>big book</i>
BREMEN TOWN MUSICIANS <i>flannel story</i>	THE GIANT CARROT <i>flannel story</i>
THE ELF & THE DORMOUSE <i>flannel story</i>	HOW DO I PUT IT ON? <i>flannel story</i>
THE ENORMOUS TURNIP <i>flannel story</i>	IF YOU GIVE A MOUSE A COOKIE <i>big book and flannel story</i>
FROGGY GETS DRESSED <i>flannel story</i>	



IMAGINARY CREATURES



SOME SCARY

Emberley *Go Away, Big Green Monster!*
 Harper *The Gunniwolf*
 Mayer *There's a Nightmare in My Closet*
 Rounds *The Three Billy Goats Gruff*
 Sendak *Where the Wild Things Are*
 Taylor *When a Monster Is Born*

SOME NOT!

Alborough *It's the Bear!*
 Fox *Tyson the Terrible*
 Johnson *Harold's Fairy Tale*
 Kent *There's No Such Thing as a Dragon*
 Sperring *Find-a-Saurus*
 Thomas *One Day, Daddy*
 Thomas *Rhyming Dust Bunnies*
 Willems *Leonardo the Terrible Monster*

Ideas for Participation:

THE GUNNIWOLF is a good story to have kids participate in. They can sing the song and slap their knees as Little Girl runs away.

THE THREE BILLY GOATS GRUFF can be acted out since it's a familiar one. Also, try using masks.

THE MONSTER STOMP- look scary, gnash your teeth, and suit actions to words

If you want to be a monster, now's your chance
 'Cause everybody's doing the monster dance.
 You just stomp your feet,
 Wave your arms around,

Stretch 'em up, stretch 'em up,
 Then put them on the ground,
 'Cause you're doing the monster stomp.
 Ooh-Ah-Ah-Ooh-Ah-Ah!
 Ooh-Ah-Ah-Ooh-Ah-Ah!

TWO LITTLE MONSTERS- whole body or fingerplay

A great big monster was stirring a pot
 Ooo ooo-ooo oo! Ooo ooo-ooo ooo!
 Two little monsters said,
 "What has he got?"
 Tippytoe...tippytoe...tippytoe
 BOO!

Stir, stir, stir the pot
Curl two fingers on each hand for little monsters
'horns.' Look interestedly toward 'pot'
Tip toe, tip toe, tip toe-
Be scary!

Suggested Enrichments:

THE FEARSOME BEAST *flannel story*
 FIVE LITTLE MONSTERS *finger puppets*
 THE GUNNY WOLF *flannel story*
 THE LITTLE SCARECROW *flannel story*
 LULLABYHULLABALLOO *fold out book*


MOMMY? *Pop-up*
 THE SCARED LITTLE BEAR *pop-up*
 THE THREE BILLY GOATS GRUFF *big book*
 THE THREE BILLY GOATS GRUFF *flannel story*
 WHO IS THE BEAST? *big book*

LOST AND FOUND

Stories:

Alarcon	<i>Louella Mae, She's Run Away!</i>	Kraus	<i>Whose Mouse Are You?</i>
Brown	<i>Runaway Bunny</i>	Nodset	<i>Who Took the Farmer's Hat?</i>
Cate	<i>The Magic Rabbit</i>	Root	<i>Oliver Finds His Way</i>
Christelow	<i>Five Little Monkeys Play Hide-and-Seek</i>	Simmons	<i>Come Along Daisy</i>
Clark	<i>Where Are You, Blue Kangaroo</i>	Simmons	<i>Daisy's Hide-and-Seek</i>
Eastman	<i>Are You My Mother?</i>	Simont	<i>The Stray Dog</i>
Emmett	<i>This Way, Ruby!</i>	Sperring	<i>Find-a-Saurus</i>
Fleming	<i>Barnyard Banter</i>	Steig	<i>Sylvester and the Magic Pebble</i>
Frost	<i>The Runaway</i>	Waddell	<i>Owl Babies</i>
Gordon	<i>Smitten</i>	Wells	<i>Max's Dragon Shirt</i>
Hardy	<i>Lost Cat</i>	Whybrow	<i>Sammy and the Dinosaurs</i>
Hill	<i>Where's Spot?</i>	Willems	<i>Knuffle Bunny</i>
Jeffers	<i>McDuff Moves in</i>		

Ideas for Participation:



WHERE IS THUMBKIN AN old favorite

Where is Thumbkin? Where is Thumbkin?
Here I am, here I am.
How are you today?
Very well I thank you.
Run way, run away.
Where is Pointer? Where is Pointer?
Where is Tall Man? Where is Tall Man?
Where is Ringer? Where is Ringer?
Where is Pinky? Where is Pinky?

Hands begin behind back. At each verse bring out first one thumb or finger (here I am) and then the other. Bow each to the other and

*then each runs away, behind back
Use second fingers, as above
Use middle fingers
Use fourth (ring) fingers
Use little fingers*

WHERE ARE THE BABY MICE

Where are the baby mice? Squeak, squeak, squeak.
I cannot see them. Peek, peek, peek.
Here they come, out of their hole in the wall.
One, two, three, four, five and that's all!

*Make fist and put behind back
Shrug shoulder and begin to bring fist out
Show fist
Uncurl fingers one at a time*

Suggested Enrichments:

BARNYARD BANTER *big book*
LITTLE BOY BLUE *flannel story*
MOMMY? *pop-up book*

OWL BABIES *big book or flannel story*
THE RUNAWAY BUNNY *flannel story*
WHERE ARE THE BABY MICE *small box puppet with 3 mice*
WHERE'S ALFIE *pop-up book*

MAGIC



Stories:

Cate
Johnson
Kent

Magic Rabbit
Harold's Fairy Tale
There's No Such Thing as a Dragon

Kimmel *Anansi and the Moss-Covered Rock*
Lindgren *The Tomten and the Fox*
Small *Imogene's Antlers*
Steig *Sylvester and the Magic Pebble*

Ideas for Participation:

ABRACADABRA - Use a magic voice and have the audience repeat each phrase.

Abacadabra	<i>Wave hands over an invisible crystal ball</i>
Abrazoom	<i>Keep waving your hands</i>
Storytime magic	<i>Keep waving your hands</i>
Come into this room	<i>Raise your hands high and swoop them down on the word 'room'</i>

FEE, FIE, FOE, FUM

Fee, fie, foe, fum	<i>Bring up each finger in turn</i>
See my fingers?	<i>Wiggle fingers</i>
See my thumb?	<i>Wiggle thumb</i>
Fee, fie, foe, fum	<i>Fold down each finger in turn</i>
Fingers gone,	<i>Hide fingers in hand</i>
So is thumb.	<i>Tuck in thumb - show just fist</i>



Suggested Enrichments:

HAROLD'S FAIRY TALE - Draw and tell the story on a chalkboard, whiteboard or butcher paper. Let your drawing hand be "Harold." Copy the simple illustrations in the book. Use purple chalk or marker.

RABBIT IN HAT finger puppet
SOUP FROM A NAIL flannel story
THE THREE WISHES flannel story
UWUNGELEMA flannel story



MICE



Stories:

Alborough	<i>Watch Out! Big Bro's Coming!</i>	Riley	<i>Mouse Mess</i>
Aylesworth	<i>Little Bitty Mousie</i>	Roddie	<i>You're Too Small</i>
Ehlert	<i>Boo to You!</i>	Sathre	<i>Three Kind Mice</i>
Foley	<i>Thank You Bear</i>	Schoenherr	<i>Cat & Mouse</i>
Gelman	<i>Pizza Pat</i>	Tashiro	<i>Five Nice Mice</i>
Kraus	<i>Come Out and Play, Little Mouse</i>	Thompson	<i>Mouse's First Snow</i>
Kraus	<i>Whose Mouse Are You?</i>	Thompson	<i>Mouse's First Summer</i>
Lionni	<i>Frederick</i>	Urban	<i>Mouse Was Mad</i>
Lobel	<i>Mouse Soup</i>	Walsh	<i>Mouse Paint</i>
Lobel	<i>Mouse Tales</i>	Wood	<i>The Little Mouse, the Red Ripe Strawberry And the Big Hungry Bear</i>
Miller	<i>Mousekin Series</i>		
Numeroff	<i>If You Give a Mouse a Cookie</i>		

Ideas for Participation:

MOUSE'S JOURNEY, from Arnold Lobel's **Mouse Tales**, is a good participatory story. Kids stand in place and act out each stage of the journey with their feet, hands, and voices.

VERY TALL MOUSE AND VERY SHORT MOUSE IS A CHARMING AND EASY PUPPET PLAY IN *MOUSE TALES*.

CREEPY, CRAWLY, LITTLE MOUSIE

Creepy, crawly, little mousie
From the barney to the housey,
in the pantry, on the shelf,
Here's the cheese...
help yourself!

*One hand on back of other
Walk hand up arm to elbow
to shoulder
Turn ear toward hand
Fingers "nibble" on ear*

TALL AS A TREE - whole body movement

Tall as a tree
Wide as a house
Thin as a pin
Small as a mouse.

*Reach for ceiling
Stretch toward walls
Press arms to body
Squat down small*

HICKORY DICKORY DOCK

Hickory dickory dock,
The mouse ran up the clock
The clock struck one, and down he ran
Hickory dickory dock.

Additional verses:

The clock struck two, the mouse said BOO!
The clock struck three, the mouse said WHEEEEE!
The clock struck four, there is no more;
Hickory dickory dock.

*Join hands and swing like a pendulum - it's a Grandfather clock!
Run one hand up other arm to shoulder
Clap hands together, run hand back down arm
Swing arms pendulum fashion again.*

*Clap twice; open hand and eyes wide on "BOO"
Clap three times, swoop hand back down arm and out to side
Clap four times, hold both hands up and out "no more"
Swing arms pendulum fashion again.*

Suggested Enrichments:

THE ELF & THE DORMOUSE *flannel story*
GIANT JIM *flannel story*
IF YOU GIVE A MOUSE A COOKIE *big book and flannel story*
LARGE WHITE MOUSE *charming hand puppet*
LITTLE COCKROACH MARTINA *flannel story*
THE LITTLE MOUSE, THE RED RIPE STRAWBERRY AND
THE BIG HUNGRY BEAR *flannel story & big book*

THE MOUSE AND THE WINDS *flannel story*
MOUSE COUNT *puppet with props story*
MOUSE PAINT *big book*
THE MOUSE'S WEDDING *Kamishibai story cards*
RABBIT-FUR MOUSE *finger puppet -- very realistic*
RATTLESNAKE, MOUSE & COYOTE *flannel story*
TEN LITTLE MICE *big book*
WHERE ARE THE BABY MICE *finger puppet set, and small box puppet set*

MONKEYS

Stories:

Christelow	<i>Five Little Monkeys Jumping On the Bed</i>	Ochiltree	<i>Ten Monkey Jamboree</i>
Christelow	<i>Five Little Monkeys Play Hide-and-Seek</i>	Slobodkina	<i>Caps for Sale</i>
Iwamura	<i>Tan Tan's Hat</i>	Van Laan	<i>So Say the Little Monkeys</i>

Ideas for Participation:

FIVE LITTLE MONKEYS JUMPING ON THE BED - we all love this one!

Five little monkeys jumping on the bed.
One fell off and bumped his head.
Mama called the doctor and the doctor said
No more monkeys jumping on the bed!

Jump one hand, on top of the other hand or arm
Hit head dramatically with heels of hands
Motion of dialing and talking on phone
Shake finger back and forth - no-no

Continue with four little monkeys, three little monkeys, etc.
Alternate "his" and "her" until you get to the last monkey.

Mama called the doctor and the doctor said:
"PUT THOSE MONKEYS BACK TO BED!"

MONKEY SEE MONKEY DO - suit actions to words

When you clap, clap, clap your hands
The monkey clap, clap, claps his hands.

Chorus:
Monkey see, monkey do.
The monkey does the same as you.

And when you stamp, stamp, stamp your feet,
The monkey stamp, stamp, stamps his feet.

Repeat chorus after each verse.

And when you jump, jump, jump up high, etc. and when
you make a funny face, etc.

And when you turn yourself about, etc.
The monkey turns himself about, etc.

You can ask the children to suggest words and actions.



Suggested Enrichments:

CAPS FOR SALE *big book*

FIVE LITTLE MONKEYS *monkey mitt props*

FIVE LITTLE MONKEYS JUMPING ON THE
BED/SWINGING FROM THE TREE *props*
for monkey mitt or small flannel board

MONKEY *puppet*

THE MONKEY AND THE CROCODILE *flannel story, also*
glove with props

TEN LITTLE MONKEYS JUMPING ON THE BED *big book*

MOTHER'S DAY

Stories:

Bauer	<i>My Mother Is Mine</i>	Minarek	<i>Little Bear</i>
Brown	<i>Runaway Bunny</i>	Murphy	<i>I Like It When</i>
Cabrera	<i>Over in the Meadow</i>	Parker	<i>Mama's Little Duckling</i>
Eastman	<i>Are You My Mother?</i>	Simmons	<i>Come Along, Daisy</i>
Fleming	<i>Mama Cat Has Three Kittens</i>	Thompson	<i>Mothers Are Like That</i>
Frazer	<i>Hush, Little Baby</i>	Waddell	<i>Owl Babies</i>
Glenn	<i>Just What Mama Needs</i>	Ward	<i>Somewhere in the Ocean</i>
Goode	<i>The Most Perfect Spot</i>	Wild	<i>Lucy Goosey</i>
Gunson	<i>Over on the Farm</i>	Willis	<i>Mommy, Do You Love Me?</i>
McCloskey	<i>Blueberries for Sal</i>	Yolen	<i>Off We Go! (to Grandma's)</i>



Ideas for Participation:

MY MOMMY you can change the words to "My Dad is very special", "he", etc.

My Mommy's very special
I think that you'll agree.
She picks the greatest stories
to read aloud to me.
Sometimes we go fishing,
or play a game of ball
She always gives me great big hugs,
She's the best Mom of them all!

Place hand over heart
Nod head
Hold hands together, flat like reading a book

Cast a fishing line
Bat an imaginary ball
Hug self
Put up an index finger, like "number one"

TWO MOTHER PIGS

Two mother pigs lived in a pen
Each one had four babies and that made ten.
These four babies were black as night.
These four babies were pink and white.
All eight babies loved to play
And they rolled and rolled in the mud all day.
at night with their mothers they curled up in a heap
And squealed and squealed 'til they went to sleep.

Show thumbs
Hold up both hands, thumbs and fingers
Hold four fingers forward from one hand
Hold other four fingers forward

Roll hands together
Ball hands into fists
Squeal quietly and fall asleep

Suggested Enrichments:

FIVE LITTLE CHICKENS *flannel story*
FLOWER GARDEN *big book*
FLOWERS *flannel story*
HUSH, LITTLE BABY *flannel story*

IS YOUR MAMA A LLAMA *big book*
OVER IN THE MEADOW *big book*
OWL BABIES *big book and flannel story*



NAMES



Stories:

Lester *A Porcupine Named Fluffy*
 McMenemy *Waggle*

Pringle *Naming the Cat*
 Stephens *Poochie-Poo*
 Wells *McDuff Moves in*



Ideas for Participation:

MARY WORE HER RED DRESS Mention each child's name and what he or she is wearing.
 Mary wore her red dress, red dress, red dress. Mary wore her red dress all day long. Nathan wore his green shirt etc.

WHO'S GOT THE BEANBAG? Play the track, "Who's Got the Beanbag" on the CD, *Bean Bag activities & Coordination Skills*. Children follow the instructions they hear on the CD. they pass the bean bag around the circle until the song tells them to stop. then it's, "Who's got the beanbag?" Everyone says the name of the child who is holding it. Fun!

AIKEN DRUM This is a Raffi song on the CD, *Singable Songs for the Very Young*. "There was a man lived on the moon and his name was Aiken Drum."

"THERE WAS A FARMER HAD A COW AND DAISY WAS HER NAME-O": on *Six Little Ducks* CD. Use with our Old MacDonald barn and farm animals flannel/laminated set.

JOHN JACOB JINGLEHEIMER SMITH - see suggestion in OPPOSITES theme.


TWO LITTLE BLACKBIRDS

Two little blackbirds	<i>Hold up both pointer fingers or "sit" hands on shoulders</i>
Sitting on a hill,	<i>Move one hand forward</i>
One named Jack,	<i>Move other hand forward</i>
One named Jill,	<i>Move one hand behind back</i>
Fly away, Jack	<i>Move other hand behind back</i>
Fly away, Jill	<i>Bring hands back, one by one</i>
Come back, Jack,	
Come back Jill.	

LET'S ALL CLAP

to the tune of *Mary Had a Little Lamb*. Clap for each storytime child!

Let's all clap 'cause [Josh] is here,
 [Josh] is here, [Josh] is here,
 Let's all clap 'cause [Josh] is here,
 [Josh] is here today.




JOHNNY, JOHNNY, JOHNNY, JOHNNY, WHOOPS ...

Johnny, Johnny, Johnny, Johnny; Whoops, Johnny/Whoops Johnny; Johnny, Johnny, Johnny
Point to each finger in turn, saying Johnny, Johnny, Johnny, Johnny. When you get to the pointer finger, slide down it saying Whoops, then up the thumb saying Johnny. Now slide back down the thumb saying whoops and back up the pointer finger saying Johnny, and then Johnny, Johnny, Johnny back to the baby finger again.


Suggested Enrichments:

B-I-N-G-O flannel story and monkey mitt with props

FLIP FLAP JACK flannel story
 LOU AT THE ZOO flannel story



NIGHT



Stories:

Berger	<i>Grandfather Twilight</i>	Gay	<i>Moonbeam on a Cat's Ear</i>
Brown	<i>Goodnight Moon</i>	Johnson	<i>Harold's Trip to the Sky</i>
Conrad	<i>Animal Lingo</i>	Mayer	<i>There's a Nightmare in My Closet</i>
Cousins	<i>Maisy's Bedtime</i>	Nicholls	<i>Billywise</i>
Dodd	<i>Best Bear</i>	Rathman	<i>Good Night, Gorilla</i>
Dodds	<i>The Prince Won't Go to Bed!</i>	Schaefer	<i>Down in the Woods at Sleepytime</i>
Edwards	<i>Good Night, Copycub</i>	Weeks	<i>Overboard!</i>
		Whybrow	<i>Noisy Way to Bed</i>

Ideas for Participation:

GOOD NIGHT PUPPET: Use any puppet. Ideas: Pretend the puppet doesn't want to go to bed. Have the children encourage the puppet. Can they tell the puppet what's nice about bed? Have the puppet make silly excuses for not going to bed. Let the children react to the excuses. Let them tell the puppet to go to bed.

Have the puppet go to bed, first going through nighttime rituals, tooth brushing, book, blanket, etc.

BRUSH YOUR TEETH -- RAFFI *Singable Songs for the Very Young* (C Child RAFFI)

AT NIGHT I SEE THE TWINKLING STARS - whole body movement rhyme

At night I see the twinkling stars
And the great big shining moon
My Mommy tucks me into bed
And sings a goodnight tune.

Holding hands up over head, make fingers 'twinkle,' wiggling them
Circle arms over head for moon
Cup one hand, place other index finger in it
Rock finger inside of cupped hand

STAR LIGHT, STAR BRIGHT

You can make a felt star for each child.
Pass the stars out and have each child put his/her star
on the flannel board.

[To extend the activity, have each child make a wish as s/he
puts the star on the board.]

Star light, star bright
First star I see tonight.
I wish I may, I wish I might
Have the wish I wish tonight.

[What is your wish?]

Suggested Enrichments:

BIG RED BARN *big book*
BISCUIT *big book*
BLUEBIRD THROUGH MY WINDOW *flannel story*
GOOD NIGHT *pop-up*

LULLABYHULLABALLOO *pop-up*
PEACE AND QUIET *flannel story*
THE SCARED LITTLE BEAR *pop-up*
UP ALL NIGHT COUNTING *pop-up*

OPPOSITES

Stories:

Carle	<i>Have You Seen My Cat?</i>	King	<i>Henry and Amy (Right-Way-Round and Upside Down)</i>
Davis	<i>A Garden of Opposites</i>	Lionni	<i>Swimmy</i>
Fox	<i>Where Is the Green Sheep?</i>	Lobel	<i>Mouse Tales: The Very Tall Mouse (Can be done as a finger or stick puppet play)</i>
Henkes	<i>A Good Day</i>	Seeger	<i>Black? White! Day? Night!</i>
Hindley	<i>Do Like a Duck Does</i>	Wildsmith	<i>The North Wind and the Sun</i>
Kasza	<i>My Lucky Day</i>		

Ideas for Participation:

OPPOSITES

What's the opposite of high? Low!	<i>Hand up high, then down low</i>
What's the opposite of fast? Slow!	<i>Pat knees in fast, then slow rhythm</i>
What's the opposite of day? Night!	<i>Eyes wide, then mime sleep</i>
What's the opposite of heavy? Light!	<i>Be weighed down by gravity, then bounce lightly</i>
What's the opposite of lonely? Friend!	<i>Put hand out all by itself, then clasp other hand</i>
What's the opposite of the beginning? the end!	<i>Spread hands in "that's all" gesture. To extend the activity, ask kids to suggest opposites of their own.</i>

JOHN JACOB JINGLEHEIMER SMITH - (loud and soft)

John Jacob Jingleheimer Smith
His name is my name, too
Whenever we go out,
The people always shout
There goes John Jacob
Jingleheimer Smith.

Chorus:

Ta Da Da Da Da Da Da


The verse begins as loudly as possible. The chorus is sung as softly as possible. As the verse and chorus are repeated, they begin to switch places, until the verse is sung almost inaudibly, and the chorus is shouted out.

SOMETIMES I AM TALL - suit actions to words

Sometimes I am tall	Sometimes I am very, very, small
Sometimes I am small	Sometimes tall, sometimes small,
Sometimes I am very, very tall.	Look how I am now.

SLOW, FAST – (on Nancy Stewart's *Little Songs for Little Me*)

Clap, clap, clap your hands as slowly as you can	<i>Repeat with pound fists,</i>
Clap, clap, clap your hands as quickly as you can	<i>shake hands, pat head, etc.</i>



Suggested Enrichments:

GIANT JIM *flannel story*
LOUD/SOFT PICTURE CARDS *Let the children clap or play loud and soft in response.*
MASTER OF ALL MASTERS *flannel story*

MOUSE TALES *"The Very Tall Mouse and the Very Short Mouse" finger or stick puppet play.*
OPPOSITES *flannel story*




OUTER SPACE



STORIES:

- Alexander *You're a Genius, Blackboard Bear*
- Brownlow *Mickey Moonbeam*
- Fox *Astronaut Piggy Wiggy*
- Johnson *Harold's Trip to the Sky*
- Loomis *Astro Bunnies*
- Thomas *One Day, Daddy*
- Yaccarino *Zoom! Zoom! Zoom! I'm Off to the Moon*



Ideas for Participation:

MOON RIDE

Do you want to go up with me to the moon?
 Let's get in our rocket ship and blast off soon!
 Faster and faster we reach to the sky.
 Isn't it fun to be able to fly?
 We're on the moon, now all take a look.
 And gently sit down and I'll show you a book.

*Point to a friend, self, then to sky
 Pretend to climb in ship. Swish hands quickly
 Jump and reach*

*Look down
 Sit down*

OFF TO THE MOON- hold up five fingers, point to each in turn; use both hands to fly away

Five little spacemen playing near the stars.
 The first one said, Let's all fly to Mars!
 The second one said, there are rockets in the air.
 The third one said, but we don't care.

The fourth one said, Let's go up in the sky;
 Then SWISH went the ship and out went the light
 And the five little spacemen flew out of sight!

SOLAR SYSTEM IN MOTION- Sung to the tune of the *Farmer in the Dell*. Act out with selected children or use as circle dance. (From *Sisters in Stitches*)

The earth turns around
 The earths turns around
 Once a day, every day,
 The Earth turns around.

The moon goes round the Earth
 The moon goes round the Earth
 Once a month, every month,
 The moon goes round the Earth.

The Earth goes round the sun.
 The Earth goes round the sun.
 Once a year, every year,
 The earth goes round the sun.

REACH FOR THE STARS

Suit actions to words
 Bend and stretch, reach for the stars
 There goes Jupiter, here comes Mars.
 Bend and stretch, reach for the sky.
 Stand on tippy toes, oh-so-high!

SPACE ROCKET

Inside a rocket ship,
 Just enough room.
 Here comes the countdown
 10.9.8.7.6.5.4.3.2.1.
 Zoo-o-o-o-o-om!

*Sit or crouch with elbows close to
 the body and hands held in front,
 fingertips touching to form cone of
 rocket
 Stand up and raise your "rocket
 cone" high*


Suggested Enrichments:

HAROLD'S TRIP TO THE SKY *can be presented as a draw and tell story on a blackboard, white board, or long sheet of butcher paper.*

LITTLE ROCKET'S TRIP *flannel story*

HUSH, LITTLE ALIEN *flannel story*

OWLS



Stories:

Hutchins	<i>Good Night, Owl!</i>
Lear	<i>The Owl and the Pussycat</i>
Nicholls	<i>Billywise</i>
Schaefer	<i>Down in the Woods at Sleepytime</i>
Waddell	<i>Owl Babies</i>
Walsh	<i>Do Monkeys Tweet?</i>

Ideas for Participation:

AN OWL SAT ALONE traditional

An owl sat alone	<i>Hold up pointer finger</i>
On the branch of a tree	
He was as quiet as he could be.	<i>Finger to lips</i>
It was night	
And his eyes were round like this.	<i>Circle eyes with thumbs and fingers</i>
And when he looked around	
Not a thing did he miss.	<i>Peer around</i>

FIVE LITTLE OWLS A fingerplay

This little owl was sitting on a limb	<i>Hold up one finger at a time</i>
This one flew over to play with him.	
This owl called "who, who, who, whoo."	
This one answered, I wish I knew.	
The sun's coming up, this one said,	
And the five little owls went to bed.	<i>Curl your five fingers up in a ball</i>
Good-night!	


WISE OLD OWL A simple poem to teach

Wise old owl	
Sitting in the tree,	
Whoo-oo are you winking at?	<i>Wink eye</i>
Is it me?	<i>Point to self</i>



Suggested Enrichments:

OWL BABIES <i>big book</i>	THE OWL and THE PUSSYCAT <i>flannel story</i>
OWL BABIES/FIVE LITTLE OWLS <i>flannel story/poem</i>	UP ALL NIGHT COUNTING <i>pop-up</i>



PETS

Stories:

Aylesworth	<i>Mother Halverson's New Cat</i>	Kasza	<i>The Dog Who Cried Wolf</i>
Dodd	<i>What Pet to Get?</i>	Kent	<i>There's No Such Thing as a Dragon</i>
Feiffer	<i>Bark, George</i>	Kudrna	<i>To Bathe a Boa</i>
Goode	<i>The Perfect Spot</i>	McCarty	<i>Hondo and Fabian</i>
Hardy	<i>Lost Cat</i>	McFarland	<i>Widget</i>
Harper	<i>My Cats Nick and Nora</i>	Monks	<i>The Cat Barked?</i>
Harper	<i>Our New Puppy</i>	Moore	<i>Six Dinner Sid</i>
Harper	<i>Telling Time with Big Mama Cat</i>	Wells	<i>McDuff Moves in</i>
Javernick	<i>The Birthday Pet</i>	Yaccarino	<i>An Octopus Followed Me Home</i>

Ideas for Participation:

PUPPET PET OWNER Possibilities: 1. Puppet enters (from a box, basket, or bag) looking for lost pet. S/he gives clues to children as to identity of the pet. 2. Puppet arrives carrying a pet. Encourage the children to talk about their pets.

PUPPY'S DOG HOUSE

This is puppy's dog house	<i>Put tips of fingers together</i>
This is puppy's bed.	<i>Hands flat, palms upward</i>
This is puppy's pan of milk	<i>Cup hands together for bowl</i>
So he can be fed.	<i>Make lapping motion with tongue</i>
The puppy has a collar	<i>Encircle neck with fingers</i>
With his name upon it, too.	
Take a stick and throw it,	<i>Make throwing motion</i>
And he'll bring it back to you.	<i>Clap hands</i>




I HAD A LITTLE TURTLE

 fingerplay, flannel story also available

I had a little turtle	<i>Make a fist with thumb sticking out</i>	He snapped at a minnow, and he snapped at me!
He lived in a box	<i>Cup hands together for box</i>	He caught the mosquito, he caught the flea
He swam in a puddle	<i>Wiggle hand for swimming</i>	He caught the minnow,
He climbed on the rocks	<i>Fingers climb up other arm</i>	<i>Clap, gulp, for each "caught"</i>
He snapped at a mosquito,	<i>Snap fingers</i>	but he didn't catch me!
He snapped at a flea	<i>Snap fingers with each "snap"</i>	<i>Wag pointer finger back and forth.</i>

SOFT KITTY

Soft kitty, warm kitty, little ball of fur.
 Lazy kitty, pretty kitty, purr, purr, purr



Make one fist into ball for 'kitty'
Pet with other hand

Suggested Enrichments:

BINGO <i>flannel story; also monkey mitt and props</i>	IN THE HOUSE <i>flannel story</i>
BISCUIT <i>big book</i>	WHERE'S SPOT <i>pop-up</i>
FIVE LITTLE PETS <i>flannel story</i>	WHERE'S SPOT <i>big book</i>
I GOT ME A CAT <i>flannel story</i>	CAN YOU HOP LIKE A BUNNY? <i>flannel story</i>
I HAD A LITTLE TURTLE <i>flannel story</i>	

PIGS

Stories:


Alarcon	<i>Louella Mae, She's Run Away!</i>	Kasza	<i>Pig's Picnic</i>
Ashman	<i>Can You Make a Piggy Giggle?</i>	Keller	<i>Geraldine's Blanket</i>
Bailey	<i>Goodnight, Sweet Pig</i>	McNaughton	<i>Suddenly!</i>
Davenier	<i>Leon and Albertine</i>	Pomerantz	<i>The Piggy in the Puddle</i>
Fox	<i>Astronaut Piggy Wiggy</i>	Wild	<i>Piglet and Papa</i>
Kasza	<i>My Lucky Day</i>		

Ideas for Participation:

PRETEND PIGGY PUPPET: Use any puppet. As a lead-in to talking about pigs, the puppet enters from a basket, bag, or box, wearing a fake paper pig nose, trying to pretend it's a pig. Encourage the children to react.

THIS LITTLE PIGGY - the classic!

This little piggy went to market,
This little piggy stayed home.
This little piggy had roast beef;
This little piggy had none.
And this little piggy went wee-wee-wee
All the way home!



*Start with thumb or big toe
Move to next finger
Next
And next
Pulling on pinky or little toe*


FIVE LITTLE PIGS

This little pig makes an 'oink, oink' sound
This little pig is fat and round.
This little pig roots all around,
With his piggy snout, he digs in the ground.
This little pig has a curly tail.
He eats his lunch from a shiny pail.
This little pig doesn't seem to care
If any of the other pigs get their share.

*Start with a thumb or big toe
Move to next
The next*

And the next

*Last: pull on pinky or little toe
Give a little shrug.*




TWO MOTHER PIGS

Two mother pigs live in a pen
Each one had four babies and that made ten.
These four babies were black as night
These four babies were black and white
but all eight babies loved to play
And they rolled and rolled in the mud all day.
at night with their mothers they curled up in a heap
And squealed and squealed 'til they went to sleep.

*Show thumbs
Show fingers and thumbs
Hold up one hand, thumb in palm
Other hand, as above*

Roll hands over each other

Make fists, palms up




Suggested Enrichments:

GROW, GROW, GROW AS BIG AS YOU CAN
Kamishibai cards
I LIKE MYSELF *big book*
THE LONG-NOSED PIG *pop-up*
THE PIG IN THE POND *big book*

PINK PIG *puppet*
THREE LITTLE PIGS *props to use with monkey mitt or small flannel board*
THE THREE LITTLE PIGS *flannel story*

PIZZA

Stories:



Gelman
Steig
Voake
Walter

Pizza Pat
Pete's a Pizza
Pizza Kittens
"Hi, Pizza Man!"

Ideas for Participation:

FIVE LITTLE PIZZA PIECES – fingerplay, or use with pizza felt story pieces

5 little pizza pieces all in a row.

The first one said, "I'm made with pepperoni, you know."

The 2nd one said, "I'm made with olives and cheese."

The 3rd one said, "Don't eat me, please!"

The 4th one said, "I'll be your dinner tonight."

The 5th one said, "Someone please take a bite!"

Five little pizza pieces all in a row.

Would you like to eat one? Yes, I know!

Hold up five fingers

Take one finger down at a time as you say these lines

Hold up five fingers again

Point to "you"; nod and pretend to eat pizza!

"I AM A PIZZA" - Check out the Charlotte Diamond CD **"10 Carrot Diamond"** and learn the camp style song, very fun for all. We have felt pizza pieces in a pizza box to go with this song.

PAT-A-CAKE PIZZA

Pat-a-cake, pat-a-cake, pizza man

Make me a pizza as fast as you can.

Roll it, toss it, and sprinkle it with cheese

Put it in the oven, and bake it fast, please!

Clap hands in rhythm

Shake finger

Pretend to roll out dough, make sprinkling motions

Open oven door, and put pizza in

A PIZZA HUT – fun for fast food fanatics

A Pizza Hut, a Pizza Hut,

Kentucky Fried Chicken and a Pizza Hut.

A Pizza Hut, a Pizza Hut,

Kentucky Fried Chicken and a Pizza Hut.

MacDonald's, MacDonald's,

Kentucky Fried Chicken and a Pizza Hut.

Tent arms over your head, hands together like a roof, 2 times

Put hands under arms, making 'wing' motion, then tent arms over your head 3 times for Pizza Hut.

Make wing motion, then "hut"


Make "M" motion over head by putting arms arching over head, fingertips touching crown of head, 2 times

Make 'wing' motion, then "hut" with arms over head, fingertips together for roof.


Suggested Enrichments:

FIVE LITTLE PIZZA PIECES *flannel story in a real pizza box. Music on 10 Carrot Diamond CD, also available.*

PIZZA! *pop-up*



PLAYING



Stories:

Aylesworth	<i>Little Bitty Mousie</i>	Hills	<i>Duck & Goose</i>
Blackstone	<i>Bear in Sunshine</i>	Keats	<i>The Snowy Day</i>
Braun	<i>Meeow and the Little Chairs</i>	Kelly	<i>Fall Is Not Easy</i>
Cabrera	<i>Dog's Day</i>	Kraus	<i>Come Out and Play, Little Mouse</i>
Christelow	<i>Five Little Monkeys Play Hide-and-Seek</i>	London	<i>Froggy Plays T-Ball</i>
Clark	<i>Where are You, Blue Kangaroo</i>	Lowery	<i>Twist with a Burger, Jitter with a Bug</i>
Cousins	<i>Maisy Dresses Up</i>	Meadows	<i>Pilot Pups</i>
Cousins	<i>Maisy's Pool</i>	Ochiltree	<i>Ten Monkey Jamboree</i>
Cronin	<i>Wiggle</i>	Shields	<i>Saturday Night at the Dinosaur Stomp</i>
Fitzpatrick	<i>I'm a Tiger Too</i>	Schwarz	<i>There are Cats in this Book</i>
Freeman	<i>A Rainbow of My Own</i>	J 398.8	<i>Playtime Rhymes</i>
Glenn	<i>Just What Mama Needs</i>	Playtime	
Iwamura	<i>Tan Tan's Hat</i>		

Ideas for Participation:

THIS OLD MAN - AN old favorite sung or said

This old man, he played one	<i>Hold up 1 finger</i>	Played four ... on the floor.
He played knickknack on my thumb	<i>Tap thumb</i>	Played five ... on my side.
With a knickknack paddywhack,	<i>Clap hands, then thighs</i>	Played six ... pick up sticks.
Give a dog a bone,	<i>Make throwing motion</i>	Played seven ... up in heaven.
This old man came rolling home.	<i>Roll arms around each other</i>	Played eight ... on the gate.
Played two on my shoe.		Played nine ... on my spine.
Played three ... on my knee.	<i>Suit actions to words</i>	Played ten ... once again.

MY KITE- sung to the tune of the Farmer in the Dell.

Give each child a scarf to "fly" and suit actions to words.

My kite is up so high,	My kite is falling down,	The wind has caught my kite,	<i>Repeat first verse</i>
My kite is up so high,	My kite is falling down,	The wind has caught my kite,	
Oh my, just watch it fly,	Oh no, it's down so low,	What fun, I'm on the run,	
My kite is up so high.	My kite is falling down.	The wind has caught my kite.	



MONKEY SEE MONKEY DO - suit actions to words. Repeat chorus after each verse.

When you clap, clap, clap your hands
The monkey claps, claps, claps his hands.

Chorus:

Monkey see, monkey do.
The monkey does the same as you.

And when you stamp, stamp, stamp your feet,
The monkey stamp, stamp, stamps his feet.
And when you turn yourself around ...
And when you jump, jump, jump up high
And when you make a funny face ..

You can ask the children for suggestions of other actions.

Suggested Enrichments:

BALLOONS FOR A PARTY *flannel story*

DINOSAUR STOMP *pop-up*

FIVE LITTLE BEARS *flannel story*

KITES *flannel story*


ONE ELEPHANT WENT OUT TO PLAY *flannel story*

PEEK A MOO *pop-up*

THE SNOWY DAY *big book*

TEN LITTLE MONKEYS JUMPING ON THE BED
big book

WHEELS *picture cards*



PUZZLES

Stories:

Bauer	<i>Why Do Kittens Purr?</i>	Rowe	<i>Whose Feet?</i>
Beaumont	<i>Who Ate All the Cookie Dough?</i>	Rowe	<i>Whose Nose?</i>
Fox	<i>Where Is the Green Sheep?</i>	Seeger	<i>First the Egg</i>
Ginsburg	<i>Mushroom in the Rain</i>	Sloat	<i>The Thing That Bothered Farmer Brown</i>
Isadora	<i>Peekaboo Morning</i>	Tafari	<i>Whose Chick Are You?</i>
Lass	<i>Who Took the Cookies from the Cookie Jar?</i>	Walsh	<i>Do Monkeys Tweet?</i>
McMullan	<i>I Stink!</i>	Young	<i>Who Says Moo?</i>
Miller	<i>Whose Hat?</i>	Ziefert	<i>Who said Moo?</i>
Miller	<i>Whose Shoes?</i>		

J 683.8 Wexler *Everyday Mysteries* (Not in storytelling collection. You can request it from the library catalog.)

Ideas for Participation:

WHO AM I? (Elephant) Second time through let the children do rhyme and actions with you

Right foot, left foot, see me go
I am gray and big and slow.
I come walking down the street
With my trunk and four big feet.

*Put weight first on one foot, then the other
swaying from side to side
Extend arms together in front
And swing like a trunk*

A GREAT BIG HAPPY SMILE - to sing or say

I've got something in my pocket
It belongs across my face.
I keep it very close at hand
in a most convenient place.
I'm sure you'll never guess it
If you guess a long long while,
So I'll take it out and put it on -
It's a great big happy smile!

Put hand flat across 'pocket'


Pat 'pocket'

Shake head

*Put hand in 'pocket' and grab something
Wipe hand across mouth and smile*

Suggested Enrichments:

THE FEARSOME BEAST *flannel story*
IN THE HOUSE *flannel story*
MASTER OF ALL MASTERS *flannel story*
WALKING THROUGH THE JUNGLE *big book*
WHAT'S INSIDE THE POCKET? *flannel story*
WHO IS THE BEAST? *big book*





RABBITS



Stories:

Balian	<i>Humbug Rabbit</i>	McCarty	<i>Little Bunny on the Move</i>
Cate	<i>Magic Rabbit</i>	Modesitt	<i>Little Bunny's Easter Surprise</i>
Bornstein	<i>Rabbit's Good News</i>	Molk	<i>Good Job, Oliver</i>
Brown	<i>The Golden Egg Book</i>	O'Keefe	<i>Love Me, Love You</i>
Brown	<i>The Runaway Bunny</i>	Smith	<i>Grandma Rabbit's Visit</i>
Fleming	<i>Muncha! Muncha! Muncha!</i>	Wormell	<i>Blue Rabbit and Friends</i>
Loomis	<i>Astro Bunnies</i>		

Ideas for Participation:

HERE'S A BUNNY

Here's a bunny with ears so funny
Here is his hole in the ground.
When a noise he hears,
He pricks up his ears,
And jumps in his hole in the ground.

Bend 2 fingers over thumb
Make hole with other fist
Clap hands
Straighten fingers
Ears first 'into' the hole

I SAW A LITTLE RABBIT whole-body action

I saw a little rabbit go hop, hop, hop
I saw his ear go flop, flop, flop.
I saw his eyes go wink, wink, wink,
I saw his nose go twink, twink, twink.
I said "Little rabbit, won't you stay?"
He looked at me and hopped away.

Hop three times
Hands on head flop 'ears'
Wink eyes
Wiggle nose
Beckon with hand
Hop some more

DID YOU EVER SEE A BUNNY? - Sing to the tune of *Did you Ever See a Lassie*.

Suit actions to words.

Did you ever see a bunny,
a bunny, a bunny.
Did you ever see a bunny,
That hops up and down?
He hops on his right foot,
And hops on his left foot.
Did you ever see a bunny
That hops up and down?
...that twitches her nose?
She looks up and twitches
And looks down and twitches...

...that nibbles his food?
He nibbles on carrots
And nibbles on lettuce...

..that wiggles her ears? (use hands)
She wiggles them forward
And wiggles them backward...

...that listens to books?
He sits down and listens
And quietly listens...

Suggested Enrichments:

BUNNIES *glove with 5 bunnies*
THE FEARSOME BEAST *flannel story*
FIVE LITTLE BUNNIES *monkey mitt & props*
GOODNIGHT MOON *big book*

RABBIT IN HAT *finger puppet*
RUNAWAY BUNNY *flannel story*
WHITE BUNNY *puppet*


RAIN



Stories:

Freeman	<i>A Rainbow of My Own</i>
Ginsburg	<i>Mushroom in the Rain</i>
Hest	<i>in the Rain with Baby Duck</i>
Lobel	<i>MOUSE TALES: the Very Tall Mouse</i>
Martin	<i>Listen to the Rain</i>
Mitton	<i>All Afloat on Noah's Boat!</i>
Stojic	<i>Rain</i>
Tafari	<i>The Big Storm</i>

Ideas for Participation:



BOOM, BANG!

Boom, bang, boom, bang!
Rumpety, lumpety, bump!
Zoom, zam, zoom, zam!
Clippety, clappety, clump!
Rustles and bustles
And swishes and zings!
What wonderful noises
a thunderstorm brings!

Bang gong or clap hands loudly and slowly
Beat drum or pat thighs
Cut alternate hands back and forth
Clap hands in pattering rhythm
Nod head from side to side in rhythm with words
Whole body sways

May want to repeat all the above motions

RAIN - whole body action rhyme

Rain on the green grass,
And rain on the tree,
Rain on the roof top
But not on me.

Flutter fingers up and down
Raise both hands to form tree
With hands above head, form roof
Point to self

I HEAR THUNDER (to the tune of Frere Jacques)


I hear thunder, I hear thunder.
Hark don't you? Hark, don't you?
Pitter-patter raindrops, pitter patter raindrops
I'm wet through, I'm wet through.
So are you.

Drum feet on floor
Pretend to listen
Flutter fingers down
Shake body
Point at each other


Suggested Enrichments:

THE ELF AND THE DORMOUSE *flannel story*
ITSY BITSY SPIDER *flannel story*
LEAKY UMBRELLA *song on Jim Gill Sings the Sneezing Song CD – put up a pretend umbrella and act out the silliness!*

MOUSE TALES “The Very Tall Mouse” *can be done as a fingerplay or stick puppet play.*
RAINSTICK *A long tube filled with the sound of rain. Turn it over and listen.*
UMBRELLAS *flannel story*



THE SEA



Stories:

Barner	<i>Fish Wish</i>	Lionni	<i>Swimmy</i>
Carle	<i>10 Little Rubber Ducks</i>	Newton	<i>Cat Fish</i>
Constantin	<i>Who's in the Tub?</i>	Raffi	<i>Down by the Bay</i>
Cousins	<i>Hooray for Fish!</i>	Rotner	<i>Senses at the Seashore</i>
Geist	<i>The Three Little Fish and the Big Bad Shark</i>	Schertle	<i>All You Need for a Beach</i>
Kalan	<i>Moving Day</i>	Ward	<i>Somewhere in the Ocean</i>

Ideas for Participation

PUPPET AT THE BEACH – Some ideas to lead in to talking about the sea: the puppet comes out of a beach tote, with sunglasses, etc. The puppet arrives with crab, clam, or fish attached to its nose. The puppet arrives covered with seaweed. The puppet arrives with a fish in its mouth.

A FISHY FINGERPLAY - suit actions to words

1, 2, 3, 4, 5 Once I caught a fish alive.	Because he bit my finger so
6, 7, 8, 9, 10, Ow! I let him go again.	Which finger did he bite?
Why did I let him go?	The little one on the right.

OCEAN SHELL

I found a great big shell one day upon the ocean shore.
I held it close up to my ear and heard the ocean roar.
I found a tiny shell one day upon the ocean sand.
The waves had worn it nice and smooth.
It felt nice in my hand.

Pretend to hold a large shell in both hands
Raise 'shell' to ear
Cup one hand as if holding smaller shell
Roll palms of hands together

CRABS ARE CRAWLING to tune of Frere Jacques

Crabs are crawling, crabs are crawling
On the rocks, on the rocks.
Watch out for their pinchers,
watch out for their pinchers,
Snap, snap, snap
Snap, snap, snap.

With hands, scuttle 'crab' up and down arm
'Crab' crawls on other arm
Threaten with hands like pinchers

Snap fingers or clap hands
(Could be a full body rhyme too)

Suggested Enrichments:

THE FISH WITH THE DEEP SEA SMILE *flannel story*
FISHIES *flannel story (from Little Songs for Little Me)*
FIVE LITTLE FISH *flannel story*
FIVE LITTLE SEASHELLS *flannel story*
IN THE BOAT WITH ME *flannel story*
THE LITTLE CRAB *Kamishibai story cards*

THE MOUSE & THE WIND *flannel story*
MR. LITTLE'S NOISY BOAT *pop-up*
THE OWL & THE PUSSYCAT *flannel story*
SEAWEED SOUP *flannel story*
TEN LITTLE FISHES *flannel story*
WE DOVE IN THE OCEAN – *action song on Ready to Go Storytimes CD*

SENSES

Stories:

Martin	<i>Brown Bear, Brown Bear, What Do You See?</i>	Stojic	<i>Rain</i>
Martin	<i>Listen to the Rain</i>	Tekavec	<i>What's That Awful Smell?</i>
Rotner	<i>Senses at the Seashore</i>	J 683.8	<i>Everyday Mysteries</i> (Not in storytelling collection. You can request it.)
		Wexler	

Ideas for Participation:

I SPY GAME: See "Colors" theme.

TOUCH YOUR NOSE - suit actions to words.

Touch your nose, Touch your chin
That's the way this game begins.
Touch your eyes, touch your knees;
Now pretend you're going to sneeze.

Touch your hair, touch one ear;
Touch your two pink lips right here.
Touch your elbows, where they bend
That's the way this touch game ends.

MY EYES

Here are my eyes, one and two,
I give a wink, so can you.
When they're open, I see the light.
When they're closed, it's dark as night.

I HAVE A LITTLE BODY

 - point to body parts

I have a little body that belongs to me
I have two ears to hear with and two eyes to see.
I have a nose for smelling. I have a mouth to eat.
I have two hands to wave at everyone I meet! (Wave.)

USE YOUR EYES

Use your eyes, use your eyes
You can look and see.
If you have on black shoes,
come and stand by me.



Leader calls out various colors or items of clothing until all children are standing.

Use your ears, use your ears;
Listen now and hear!
What kind of sound
Do you think you hear?

Leader turns around and makes a sound such as clapping, sneezing, hiccupping. Kids copy sound.

PAPER BAG SOUNDS, AND TOUCH - Hide noisemakers in a paper bag: coins to jingle, scotch tape to rip, etc. Ask the children to guess what makes the concealed sound. After each concealed item has been shown, children reach into the bag and guess what they are touching.

SMELLING BOTTLES -on a cotton ball, put a little dab of different scents (soap, perfume, spices, etc.). Place the cotton balls in small jars and let the children guess what the smell is. Some children may not want to sniff because of allergies.



Suggested Enrichments:

BROWN BEAR, BROWN BEAR *flannel story*
FIVE LITTLE SENSES *props for monkey mitt*
MR. LITTLE'S NOISY BOAT *pop-up*

POLAR BEAR POLAR BEAR WHAT DO YOU HEAR? *big book*
STREET SOUNDS *flannel story*

SLEEP

STORIES:

Arnold *Roar of a Snore*
Bailey *Goodnight, Sweet Pig*
Brown *Goodnight Moon*
Dodds *The Prince Won't Go to Bed*
Farjeon *Cats Sleep anywhere*
Fleming *Mama Cat Has 3 Kittens*
Fox *Time for Bed*
Ho *Hush!*
Hutchins *Good Night, Owl*
Massie *The Baby Beebee Bird*



Murray *The Very Sleepy Sloth*
Partridge *Moon Glowing*
Shea *Dinosaur vs. Bedtime*
Sobel *The Goodnight Train*
Whybrow *The Noisy Way to Bed*
Yolen *How Do Dinosaurs Say Goodnight?*
J 398.8 *Teddy Bear, Teddy Bear*
Hague

Ideas for Participation:

JOHNNY (or SARA) HAMMERS

Johnny (or Sara) pounds with one hammer,
One hammer, one hammer. *Pound with one fist.*
Johnny pounds with one hammer, all day long.

Repeat with 2 hammers 2 fists
3 hammers 2 fists and one foot
4 hammers 2 fists and both feet
5 hammers 2 fists, both feet, and nod head

Johnny is so tired now, tired now, tired now, Johnny is so tired now all evening long.
Johnny goes to sleep now, sleep now, sleep now. Johnny goes to sleep now, all night long.

TEN LITTLE KITTENS' GOOD NIGHT

Ten little kittens standing in a row
When they see the children, they bow just so
They march to the left. They march to the right,
They close their eyes and they say good night.

Hold hands u, fingers apart
Flop fingers down
Move hands left, then right
Make fist

SLEEPY -suit actions to words

I'm sleepy, very sleepy,
I want to stretch and yawn.
I'll close my eyes and just pretend
That daylight is all gone.

I'll breathe so softly and so still
A little mouse might creep
Across the floor, because he thought
That I was fast asleep.

OTHER IDEAS - many of the books in this category lend themselves to participation; look for action, chorus, or sounds for kids to make.

Suggested Enrichments:

BISCUIT *big book*
GOODNIGHT MOON *big book*
LULLABYHULLABALLOO! *pop-up*
THE NAPPING HOUSE *big book*

PEACE AND QUIET *flannel story*
TIME FOR BED *big book*
WHERE'S ALFIE? *pop-up*



SNOW & WINTER



Stories:

Brett	<i>The Hat</i>	Minarik	<i>Little Bear's Valentine</i>
Brett	<i>The Mitten</i>	Partridge	<i>Moon Glowing</i>
Edwards	<i>Copy Me, Copycub</i>	Rohmann	<i>A Kitten Tale</i>
Freedman	<i>Gooseberry Goose</i>	Schoenherr	<i>Pip & Squeak</i>
Frost	<i>The Runaway</i>	Shulevitz	<i>Snow</i>
Henkes	<i>Old Bear</i>	Stoeke	<i>A Hat for Minerva Louise</i>
Karas	<i>Skidamarink: A Silly Love Song</i>	Thompson	<i>Mouse's First Snow</i>
Keats	<i>The Snowy Day</i>	Wallace	<i>Paperwhite</i>
Lindgren	<i>The Tomten and the Fox</i>	Wildsmith	<i>Animal Seasons</i>
Lionni	<i>Frederick</i>	Wilson	<i>Bear Snores On</i>
London	<i>Froggy Gets Dressed</i>		<i>Bear Stays Up for Christmas</i>

KIDSTUFF the *North Wind Doth Blow*, and *We Shall Have Snow* has lots of ideas on the theme of winter.

Ideas for Participation:

THE VERY CHILLY PUPPET Use any puppet. Possibilities: 1. The puppet enters wearing summer clothes! Wrong season! the children correct him/her. 2. The puppet enters with a blanket, ready to hibernate. Encourage the children to guess what is going on.

THE SNOWY DAY Have the children act out all of the things Peter did in the snow.

THE COLD WIND DOTHS BLOW

The cold wind doth blow
 And we shall have snow
 And what will the robin do then?
 Poor thing.
 He'll sit in a barn
 And keep himself warm
 And hide his head under his wing.
 Poor thing.

FIVE LITTLE SNOWMEN FAT

Five little snowmen fat Each with a great big hat Out came the sun And m...e...l...t...e...d one Oh, how sad was that. Count down to: No little snowmen fat Only their great big hats but the next time it snows I'll build more of those Oh, how fun is that!	<i>Cheeks puffed & arms wide</i> <i>Place imaginary hat on head</i> <i>Point to sky</i> <i>Melt whole body to the floor</i> <i>Wipe away tears</i> <i>Shrug with empty palms up</i> <i>"Hold" hat</i> <i>Finger flutter down</i> <i>Cheeks puffed & arms wide</i> <i>Big smile with palms up</i>
--	---

MITTEN WEATHER - suit actions to words

Thumbs in the thumb place	They're made of wool or leather
Fingers all together	Thumbs in the thumb place
This is the song we sing	Fingers all together
in mitten weather	This is the song
Doesn't matter whether	We sing in mitten weather.



WALKING IN THE SNOW - suit actions to words



Let's go walking in the snow
 Walking, walking, on tiptoe.
 Lift your one foot way up high
 Then the other, to keep it dry
 All around the yard we skip.
 Watch your step, or you might SLIP!

BUILDING A SNOWMAN

Whole body movement






I will build a snowman.	<i>Pretend to roll snow</i>
Make him big and tall.	<i>Pile it up</i>
See if you can hit him	<i>Make snowball</i>
With a big snowball.	<i>Throw it</i>

I 'M A LITTLE SNOWMAN



to the tune of I'm a Little Teapot

I'm a little snowman, short and fat,	<i>Show, with arms</i>
Here is my scarf and here is my hat.	<i>"Put on" scarf, hat</i>
When the sun comes out, I melt away.	<i>Melt slowly</i>
but when it's cold, I'm here to stay!	<i>Stand tall</i>

THE RABBIT AND THE SNOWMAN:

A chubby little snowman	<i>Arms make a fat tummy</i>	
Has a carrot nose	<i>Hold fist in front of nose</i>	
Along came a bunny	<i>Hold up two fingers and hop them</i>	
And what do you suppose?		
That hungry little bunny	<i>Rub tummy</i>	
Looking for his lunch	<i>Shade eyes and look around</i>	
Ate the snowman's carrot nose	<i>Hold fist in front of nose</i>	
Nibble, nibble, CRUNCH!	<i>Open and close hand, then put behind back</i>	

YOU CAN BE A SNOWMAN:

Now I am a snowman	<i>Stand with arms out</i>	
Standing on the lawn.		
I melt and melt and melt	<i>Body slumps and slumps</i>	
And pretty soon I'm gone!	<i>Body close to floor, voice fades</i>	

5 LITTLE SNOWMEN –

5 little snowmen all in a row	<i>Show 5 fingers</i>
5 little snowmen made of snow	
Out came the sun and shone all day	<i>Hands over head forming a sun</i>
1 little snowman melted away.	<i>Showing 1 finger, wiggle whole body, slowly melting, down to the floor</i>
<i>Continue from 4 to 2 little snowmen.</i>	

1 little snowman all alone
1 little snowman made of snow
Out came the sun and shone all day
1 little snowman melted away.



Suggested Enrichments:

THE DISAPPEARING SNOWMAN *cut and tell story*
 FROGGY GETS DRESSED *flannel story*
 THE JACKET I WEAR IN THE SNOW *big book*

MR. SNOWMAN'S RIDE - *cut and tell story from Cut & Tell Scissor Stories for Winter*
 THE SNOWMAN *flannel story*
 THE SNOWY DAY *big book*




SPRING and SUMMER



Stories: a great many stories fit this theme: baby animals, butterflies, some weather stories

Ayres	<i>Up, Down, and Around</i>	Hutchins	<i>We're Going on a Picnic</i>
Balian	<i>Humbug Rabbit</i>	Keats	<i>Jennie's Hat</i>
Barry	<i>Duckie's Rainbow</i>	Krauss	<i>The Carrot Seed</i>
Bates	<i>Five Little Ducks</i>	Lionni	<i>Inch by Inch</i>
Bornstein	<i>Rabbit's Good News</i>	London	<i>Froggy Plays T-Ball</i>
Carle	<i>The Very Hungry Caterpillar</i>	MacLennan	<i>Chicky Chicky Chook Chook</i>
Cole	<i>Jack's Garden</i>	Raffi	<i>Down by the Bay</i>
Cousins	<i>Maisy's Pool</i>	Raffi	<i>Shake My Sillies Out</i>
Ehlert	<i>Growing Vegetable Soup</i>	Rogers	<i>Quacky Duck</i>
French	<i>Oliver's Vegetables</i>	Schertle	<i>All You Need for a Beach</i>
Goode	<i>The Most Perfect Spot</i>	Simont	<i>The Stray Dog</i>
Guy	<i>Siesta</i>	Tafari	<i>Mama's Little Bears</i>
Hall	<i>The Apple Pie Tree</i>	Thompson	<i>Mouse's First Summer</i>
Halpern	<i>Little Robin Redbreast</i>	Wildsmith	<i>Animal Seasons</i>
Henkes	<i>Birds</i>	Wood	<i>Quick as a Cricket</i>
Henkes	<i>Old Bear</i>	J 791.5 Warren	<i>Cut & Tell Stories for Spring</i>
Hest	<i>Little Chick</i>	J 795.789 Allen	<i>Are You a Ladybug?</i>

Ideas for Participation:



APRIL TRICKERY

The big round sun in an April sky,
 Winked at a cloud that was passing by.
 The gray cloud laughed
 As it scattered rain.
 Then out came the big round sun again.

Make a circle with both hands
Wink
Raise arms to form large 'cloud' over
Make raining motions with fingers
Make circle with both hands

PRETTY NEST

I have made a pretty nest
 Look inside, look inside
 Hungry birdies with their beaks
 Open wide, open wide
 See my little birdies grow
 Day by day, day by day
 Till they spread their little wings
 And then they fly away

Interlock fingers, palms upwards


Place index fingers and thumbs of each hand together,
and open and close them
Gradually spread hands apart

Cross arms at wrist and flap hands, or spread whole
arms and 'fly'



Suggested Enrichments:

THE ENORMOUS TURNIP *flannel story*
FIVE LITTLE SEASHELLS *flannel story*
FIVE LITTLE FISH *flannel story*
FLOWER GARDEN *big book*
FLOWERS *flannel story*
THE GIANT CARROT *flannel story*
GROWING VEGETABLE SOUP *big book*
IF ALL OF THE RAINDROPS *flannel story*
IN THE TALL, TALL GRASS *big book*
IT LOOKED LIKE SPILT MILK *flannel story*
JAMBERRY *big book*
KATIE THE CATERPILLAR *flannel story*
KITES *flannel story*
MAY THERE ALWAYS BE SUNSHINE *laminated pieces to use with Jim Gill Sings the Sneezing Song CD*




PLANT A LITTLE SEED (FRUITS, VEGETABLES) *flannel stories*
PLANTING A RAINBOW *big book*
QUICK AS A CRICKET *flannel story*

SPRING VEGETABLE GARDEN *flannel story*

STORIES WITH a MORAL

Stories:

Aylesworth	<i>Mother Halverson's New Cat</i>
Barton/Galdone	<i>The Little Red Hen</i>
Lionni	<i>Frederick</i>
Roddie	<i>You're Too Small</i>
Steig	<i>Sylvester and the Magic Pebble</i>
Stephens	<i>Poochie-Poo</i>
Wahl	<i>The Woman with the Eggs</i>
Wildsmith	<i>The North Wind and the Sun</i>



Ideas for Participation:

FIVE LITTLE MONKEYS - use fingers, or monkey finger puppets, and a crocodile puppet.

Five little monkeys swinging from a tree
Teasing Mister Crocodile, "Can't catch me!"
Along came Mister Crocodile, quiet as could be
SNAP!
Four little monkeys...
Three little monkeys...
Two little monkeys...
One little monkey...
No little monkeys swinging from a tree, I'd better
watch out or he might catch me!

Swing five fingers on right hand rhythmically
Wave fingers at left hand
Make a crocodile mouth with both arms, outstretched
Clap hands together – SNAP!
Continue with four fingers, then three, etc

Can whip last finger behind back – 'You missed me!'
Point to self

Suggested Enrichments:

THE CAT AND THE PARROT *flannel story*
THE LITTLE CRAB *Kamishibai story cards*
THE LITTLE RED HEN *big book*
THE LITTLE RED HEN *flannel story*
THE LONG-NOSED PIG *pop-up*

THE MILLER, THE BOY & THE DONKEY *flannel story*
PEACE AND QUIET *flannel story*
UWUNGELEMA *flannel story*
THE WIDE MOUTHED FROG *flannel story*

THANKSGIVING

Stories:

Atwell	<i>The Thanksgiving Door*</i>	Nikola-Lisa	<i>Setting the Turkeys Free</i>
Falwell	<i>Feast for 10</i>	Stock	<i>Thanksgiving Treat</i>
Goldstein	<i>Beastly Feast</i>	791.5 Warren	<i>Cut & Tell Stories for Fall</i>
Levine	<i>This Is the Turkey</i>		

* Not in PSST collection; you may request it from the regular library collection.

Ideas for Participation

PUPPET HOST: Use any puppet. Possibilities: 1. The puppet enters (from a bag, box, or basket) carrying a basket with images of things he/she is thankful for. 2. The puppet enters carrying basket of food. 3. The puppet enters pretending to be turkey, pilgrim, etc. Let the children interact with the puppet as you try to figure out what s/he's up to.

WHEN THANKSGIVING COMES

Every day when we eat our dinner
Our table is so small
Just room for mother, father,
Sister, Baby and me - that's all.
But when Thanksgiving comes and company
You'd hardly believe your eyes.
That very same table stretches out
Until it's this size!

*Interlace fingers of each hand, palms down,
thumbs and little fingers point down for legs
Point to each finger of one hand*

*Interlace fingers again, then slide hands apart until only
the finger tips touch, to make the expanded table top.*

MR. TURKEY AND MR. DUCK used with permission from Nancy Stewart at www.nancymusic.com, on *Little Songs for Little Me* CD, also available in collection.

Mr. Turkey went out one day in bright
sunshiny weather.
He met Mr. Duck along the way
They stopped to talk together
Gobble, gobble, gobble!
Quack, quack, quack.
And then they both went back. Quack!

*Begin with hands behind back
Bring one out as Mr. Turkey; and
the other as Mr. Duck
Hands 'face' each other
Mr. Turkey bows and gobbles
Mr. Duck bows and quacks
Hands return behind back. Quack!*

MR. TURKEY fingerplay or full body rhyme

Mr. Turkey's tail is big and wide.	<i>Spread fingers</i>
He swings it when he walks.	<i>Swing hands</i>
His neck is long	<i>Stretch neck</i>
His chin is red,	<i>Stroke chin</i>
And he gobbles when he talks.	<i>Open & close hands. Gobble!</i>

Suggested Enrichments:

FIVE FAT TURKEYS *flannel story*
MONKEY MITT WITH TURKEYS

A SPECIAL THANKSGIVING TABLE *cut and tell story from Paper Stories by Jean Stangl*



Stories:

Bee	<i>And the Train Goes...</i>	Lund	<i>All Aboard the Dinotrain</i>
Braun	<i>Meeow and the Little Chairs</i>	Sobel	<i>The Goodnight Train</i>
Crews	<i>Freight Train</i>	Voake	<i>Here Comes the Train</i>
Gurney	<i>Dinosaur Train</i>	Wickberg	<i>Hey Mr. Choo-Choo, Where Are You Going?</i>
Hillenbrand	<i>Down by the Station</i>	Wojtowycz	<i>Can You Choo Choo?</i>
Hubbell	<i>Trains: Steaming! Pulling! Huffing!</i>	Wormell	<i>Puff, Puff, Chugga-chugga</i>
Lewis	<i>Chugga Chugga Choo Choo</i>	Ziefert	<i>Train Song</i>
London	<i>A Train Goes Clickety-Clack</i>		

Also – kids love realistic photos of real trains. As a break between stories, why not show pictures from the Big Book of Trains.

Ideas for Participation

FREIGHT TRAIN: Kids can make train sounds all through the book. Soft choo-choo-choo-choo- all through and a train whistle at the end. (Practice with the children before you begin.)

DOWN BY THE STATION - sing and march to the beat

Down by the station, early in the morning.

See the little puffer-bellies, all in a row.

Hear the station master Shouting, "All aboard now!"

Chug! Chug! Toot! Toot!

Off we go.

Point to imaginary engines standing in a row

Cup hands to mouth

Bend elbows and chug. Pull the whistle

LITTLE RED CABOOSE (traditional) – follow each other around in a circle singing:

Little red caboose, Chug Chug Chug

Little red caboose, Chug, Chug Chug

Little red caboose behind the train,

Train, train, train.

Smokestack's on his back, back, back, back,

Coming around the track, track, track, track.

Little red caboose behind the train.

Wooooooo! Wooooooo!

CHOO-CHOO TRAIN

This is a choo-choo train

Puffing down the track.

Now it's going forward,

Now it's going back.

Now the bell is ringing,

Now the whistle blows.

What a lot of noise it makes

Everywhere it goes.

Bend arms at elbows

Rotate forearms in rhythm

Push arms forward, rotating

Pull arms backward, rotating

Pull bell cord with closed fist

Hold fist near mouth and blow

Cover ears with hands

Stretch out arms

Can do as full body action rhyme, too.

Suggested Enrichments:

DOWN BY THE STATION *big book*

FREIGHT TRAIN *big book*

THIS LITTLE TRAIN *flannel story*

WOODEN TRAIN - *it's tiny*

TRAVELING

Stories:

Burningham	<i>Mr. Gumpy's Motor Car</i>	Hutchins	<i>Rosie's Walk</i>
Burningham	<i>Mr. Gumpy's Outing</i>	Ichikawa	<i>Come Fly with Me</i>
Calhoun	<i>Hot Air Henry</i>	Johnson	<i>Harold's Trip to the Sky</i>
Crews	<i>Freight Train</i>	Lobel	<i>Mouse Tales: Mouse and the Winds</i>
Hindley	<i>The Big Red Bus</i>	London	<i>A Train Goes Clickety-Clack</i>
Hort	<i>The Seals on the Bus</i>	Van Laan	<i>Little Baby Bobby</i>

KIDSTUFF: Traffic Jam has ideas for transportation stories, fingerplays and crafts


Ideas for Participation

FREIGHT TRAIN - see description on the previous page

MY AUNT CAME BACK - kids repeat each line

My aunt came back
from old Japan
and brought me back
a paper fan.
...from Old Algiers/...a pair of shears.
...from Holland too/...a wooden shoe.
...from Old Chile/...An itchy flea.
...from the county fair/...a rocking chair.
...from the city zoo/...some monkeys like you!

My aunt came back
from Old Japan
and brought me back
a paper fan. (Pretend to fan self with hand)
Make cutting motions, while fanning self
Clomp one foot, continuing previous motions
Scratch with one hand one shoulder, then opposite hip, continue
Rock back and forth: you are now moving all over
Point at the children!



THE WHEELS ON THE BUS A song

The wheels on the bus go round and round
Round and round, round and round,
The wheels on the bus goes round and round,
All through the town
The coins on the bus go clink, clink, clink
The horn on the bus goes beep, beep, beep
The people on the bus go up and down,
The wipers on the bus go swish, swish, swish
The babies on the bus go wah wah, wah
The parents on the bus go shh, shh, shh

Revolve fists around each other in front of body
Make peak of two arms over head - rooftops
Drop coins in coin box
Use one hand to 'beep' horn on steering wheel
Rise out of seat, sit back down - like bumps
Hold arms up in front, wipe back and forth
Pretend to cry
Finger to lips

Suggested Enrichments:

BOATS *pop-up*
FREIGHT TRAIN *big book*
MR. GUMPY'S OUTING *big book*
MR GUMPY'S OUTING *animal puppets to act out the story. Tape or chalk a boat outline on the floor, hand out the puppets and you're ready to retell the story with the children.*

KATIE THE CATERPILLAR *flannel story*
THIS LITTLE TRAIN *flannel story*
THE MOUSE AND THE WINDS *flannel story*
THE OWL & THE PUSSY CAT *flannel story*
PLANES *pop-up*
WOODEN TRAIN - *it's tiny*

VALENTINE'S DAY

Stories:

Davenier	<i>Leon and Albertine</i>	Roberts	<i>Valentine Mice</i>
Demas	<i>Valentine Surprise</i>	Sharmat	<i>The Best Valentine in the World</i>
Friedman	<i>Love, Ruby Valentine</i>	Skidama	<i>Skidamarink: a silly love song to sing together</i>
Minarik	<i>Little Bear's Valentine</i>	Thompson	<i>Mouse's First Valentine</i>
Modell	<i>One Zillion Valentines</i>	Weeks	<i>Be Mine, Be Mine, Sweet Valentine</i>
Modesitt	<i>1·2·3 Valentine's Day</i>		

See also: animal Friends, Friends, and Family themes


Ideas for Participation:

HOW MANY VALENTINES – can also use with felt hearts

Valentines, valentines, how many do you see?
Valentines, valentines can you count them with me?
One for father, one for mother,
One for grandma too.
One for sister, one for brother,
And here is one for you!

Count by holding up one finger at a time

Make a heart with thumbs and index fingers



SKINNAMARINK - A love song

Skinnamarinky dinky dink
Skinnamarinky doo,
I love you!
(Repeat words and actions)
I love you in the morning,
And in the afternoon,
I love you in the evening
Underneath the moon.
Repeat first verse.

*Place right elbow in left hand, wave fingers of right hand
Now place left elbow in right hand, wave fingers
Point to eye (I), place hands on heart (love), and point to audience (you)
Circle arms over head, fingers touching, waving right to left
Circle arms at waist level, side to side
Circle arms down low, swinging side to side
Scoop hands, palms together, up beside one ear*

FIVE LITTLE VALENTINES – fingerplay or cut-out story

Five little valentines were having a race.
The first little valentine was frilly with lace.
The second little valentine had a funny face.
The third little valentine said 'I love you.'


The fourth little valentine said 'I do too.'
The fifth little valentine was sly as a fox.
She ran the fastest to your valentine box.

Suggested Enrichments:

H*E*A*R*T *flannel story*
HUSH LITTLE BABY *flannel story*
LITTLE COCKROACH MARTINA *flannel story*
THE MOUSE'S WEDDING *Kamishibai story cards*

THE OWL & THE PUSSYCAT *flannel story*
A VALENTINE FOR KITTEN *cut and tell story*
VALENTINE RHYMES *flannel story with poems*
THE VALENTINE TREE *flannel story*

VROOM! VROOM!



Stories:

Barton	<i>My Car</i>	Meadows	<i>Pilots Pups</i>
Bee	<i>And the Train Goes...</i>	Miranda	<i>Beep! Beep!</i>
Brownlow	<i>Mickey Moonbeam</i>	Odanaka	<i>Smash! Mash! Crash! There Goes the Trash!</i>
Cimarusti	<i>Peek-a-Choo-Choo!</i>	O'Garden	<i>The Scrubby-Bubbly Car Wash</i>
Garcia	<i>Tip Tip Dig Dig</i>	Olson-Brown	<i>Hush Little Digger</i>
Haynes	<i>in the Driver's Seat</i>	Scieszka	<i>Smash! Crash!</i>
Hindley	<i>The Big Red Bus</i>	Sierra	<i>Preschool to the Rescue</i>
Hubbell	<i>Firefighters!</i>	Sis	<i>Fire Truck</i>
Hubbell	<i>Trains Steaming! Pulling! Huffing!</i>	Smith	<i>Grandma Rabbity's Visit</i>
Hubbell	<i>Trucks Whizz! Zoom! Rumble!</i>	Sobel	<i>B is for Bulldozer</i>
Ichikawa	<i>Come Fly with Me</i>	Stoeke	<i>Minerva Louise and the Red Truck</i>
Lewis	<i>My Truck Is Stuck!</i>	Timmers	<i>Who Is Driving?</i>
Lobel	<i>Mouse Tales: Mouse's Journey</i>	Wojtowycz	<i>Can You Choo Choo?</i>
London	<i>A Train Goes Clickety Clack</i>	Yolen	<i>Hoptoad</i>
Loomis	<i>Astro Bunnies</i>	Zimmerman	<i>Digger Man</i>
Lyon	<i>Trucks Roll</i>	Zimmerman	<i>Fire Engine Man</i>
McMullan	<i>I Stink!</i>		

KIDSTUFF: *Traffic Jam* has ideas for transportation stories, fingerplays and crafts.

Ideas for Participation

MOUSE'S JOURNEY - This is a good participatory story. Kids can act it out with voice and body.

I'LL DRIVE A DUMP TRUCK from "Little Songs for Little Me" CD by Nancy Stewart. Use with **Big Machines** pop up, or **Trucks** pop up, or a non-fiction book of vehicles.

MOON RIDE

Do you want to go up with me to the moon?
Let's get in our rocket ship and blast off soon!
Faster and faster we reach to the sky.
Isn't it fun to be able to fly?
We're on the moon, now all take a look.
And gently sit down and I'll show you a book.

Point to a friend, self, then to sky
Pretend to climb in ship. Swish hands quickly
Jump and reach

Look down
Sit down

LITTLE ENGINE – suit actions to word

I had a little engine, but it wouldn't go.
I had to push and push. but still it wouldn't go.
I had a little motor car, but it wouldn't go
I had to wind and wind and wind but still it wouldn't go.
I had a little airplane, my airplane could fly.
I jumped right in, away I flew right into the sky.

THE AIRPLANE –arms wide, suit actions to words

The airplane has great big wings
Its propeller spins around and sings,
"Vvvvvvvvvvrooom"
The airplane goes up;
The airplane goes down.
The airplane flies high all over town!

Suggested Enrichments:

BIG MACHINES <i>pop up</i>	LOTS OF CARS <i>flannel story</i>	TRAFFIC JAM <i>flannel story</i>
DOWN BY THE STATION <i>big book</i>	PLANES <i>pop-up</i>	TRUCKS <i>pop-up</i>
FREIGHT TRAIN <i>big book</i>	SMASH! MASH! CRASH! <i>prop story</i>	WHEELS <i>cards and song</i>
LITTLE ROCKET'S TRIP <i>flannel story</i>	STREET SOUNDS <i>flannel story</i>	WOODEN TRAIN <i>very small</i>

WIND AND CLOUDS



Stories:

Hest *Kiss Good Night*
Huntington *One Monday*
Hutchins *The Wind Blew*

Lobel *Mouse Tales: "The Mouse and the Winds"*
Nodset *Who Took the Farmer's Hat?*
Shaw *It Looked Like Spilt Milk*
Wildsmith *The North Wind and the Sun*

A very simple book of weather facts from the J 551.5's might appeal. Or try children's poetry books.

Ideas for Participation:

THE WIND CAME OUT TO PLAY -a whole-body action rhyme

The wind came out to play one day
He swept the clouds out of his way;
He blew the leaves and away they flew
The trees bent low,
And their branches did too.
The wind blew the great big ships at sea
The wind blew my kite away from me.
Alternate last line:
The wind blew my hat away from me.

Make sweeping motion with arms
Make fluttering motions with fingers
Bend, lifting and lowering arms

Repeat sweeping motions
'Holding' kite string, release

Pretend to hold onto your hat, and lose it to the 'wind'

WINDS

This little wind blows silver rain.
This little wind drifts snow.
This little wind sings a whistled tune.
This little wind croons low.
And this little wind rocks baby birds
Tenderly to and fro.

Hold up five fingers
Bend down fingers
one by one

Cup and gently rock hands


ALSO TRY "MY KITE" SCARF PLAY FROM THE PLAYING THEME

Suggested Enrichments:

IF ALL OF THE RAINDROPS *flannel story*
IT LOOKED LIKE SPILT MILK *flannel story*
KITES *flannel story*
THE MOUSE AND THE WINDS *flannel story*

THE MOUSE'S WEDDING *Kamishibai story cards*
WHEN HATS BLOW *flannel story*
THE WIND and THE CLOTHES *flannel story*

THE ZOO



Stories:

Arma	<i>We're Going on a Safari</i>	Fox	<i>Zoo Looking</i>
Bergman	<i>Yum Yum! What Fun!</i>	Hillenbrand	<i>Down by the Station</i>
Carle	<i>From Head to Toe</i>	Massie	<i>The Baby Beebee Bird</i>
De Regniers	<i>May I Bring a Friend?</i>	Rathman	<i>Good Night, Gorilla</i>
Ehlert	<i>Color Zoo</i>	Rice	<i>Sam Who Never Forgets</i>

Ideas for Participation:

ZOO ANIMALS – an action song to the tune of *If You're Happy and You Know It*

If you want to be a monkey, jump up high!
If you want to be a monkey, jump up high!
If you want to be a monkey, if you want to be a monkey,
If you want to be a monkey, jump up high!

Parrot – flap your wings
Elephant – swing your trunk
Lion – roar out loud
Giraffe – stand up tall

THE TALL GIRAFFE


The yellow giraffe is tall as can be
His lunch is a bunch of leaves off the tree.
He has a very long neck
And his legs are long too.
He can run faster than his friends at the zoo.

Stretch hand up high
Nibble with hand
Stretch neck
And legs
Run in place

AN ELEPHANT

An elephant goes like this and that!
He's terribly big and terribly fat!
He has no fingers. He has no toes.
but goodness gracious, what a nose!

Lumbering steps
Hands up high, then apart
Wiggle fingers. Wiggle toes.
Make arm into a trunk.



WILD ANIMALS – act these out: growl, roar, bark, jump!

I am a bear – hear me growl?	I am an elephant – with a trunk.
I am a lion – hear me roar!	I am a camel – with a hump.
I'm a dog – hear me bark!	I am a donkey running races.
As I run out the door!	I am a monkey – watch me jump!

Suggested Enrichments:

BABY CHIMP *puppet*
COUNTING ZOO *pop-up*
FACE TO FACE SAFARI *pop-up*
FROM HEAD TO TOE *big book*
LION *puppet*

LOU AT THE ZOO *flannel story*
MAY I BRING a FRIEND *flannel story*
MISS MOO GOES TO THE ZOO *big book*
POLAR BEAR, POLAR BEAR WHAT DO YOU HEAR?
big book

APPENDIX

P. 86 AUDIENCE PARTICIPATION

All of these can be used to get the wiggles out:

p. 86 Picture books for kids to join in

p. 88 Pop-up books that invite participation

p. 90 Flannel stories kids can help tell

p. 90 Rhyme, rhythm and action books

P. 91 SONGS

Books and flannel stories to sing; CDs/tapes to help!

P. 93 HUMOR

Funny stories to liven up storytime

P. 94 TODDLER SPECIALS

p. 94 Picture books we know toddlers enjoy

p. 97 Big books and pop-ups for toddlers


p. 98 Toddler- friendly flannel stories, etc.

P. 99 INDEX TO FINGERPLAYS

Find any fingerplay in this handbook

AUDIENCE PARTICIPATION

Invite kids to join in with voice or movement! You can use most of these books with any theme.



PICTURE BOOKS

AND HOW TO USE THEM

Carle	<i>From Head to Toe</i>	Whole body movement to suit the words.
Christelow	<i>Five Little Monkeys Jumping on the Bed</i>	See the fingerplay instructions on page 55.
Crews	<i>Freight Train</i>	See page 79 for instructions.
Davis	<i>Who Hoots?</i> <i>Who Hops?</i>	Children can respond to questions, act out motions.
Gag	<i>Millions of Cats</i>	Kids can repeat, "Hundreds of cats, thousands of cats, millions and billions and trillions of cats."
Galdone	<i>The 3 Billy Goats Gruff</i>	Pat knees and chorus the words, "Trip, trap, trip, trap. Who's that walking on my bridge!"
Galdone	<i>Gingerbread Boy</i>	Kids help say "Run, run as fast as you can..."
Gunson	<i>Over on the Farm</i>	Kids move with the animals.
Hague	<i>Teddy Bear, Teddy Bear</i>	Read it one time through, then act it out.
Harper	<i>The Gunniwolf</i>	Audience pit-pats with their hands on their knees when little girl runs, speeding up each time, until they're really racing. They also help sing her song, happily at first, then, following your lead, in a voice that gets more and more scared.
Hutchins	<i>Rosie's Walk</i>	Set an obstacle course in children's area so children can walk, like Rosie, over, under, around, and through. (See page 21)
Hutchins	<i>The Doorbell Rang</i>	Children say "ding-dong" for the doorbell.
Jones	<i>Dance</i>	Children take same dance poses as in book.
Kalan	<i>Jump, Frog, Jump!</i>	Every question is answered by the kids in a chorus, "Jump, frog, jump!". They jump too!

Katz	<i>Counting Kisses</i>	For use with toddlers, the adult plants kisses on their little one as you read along.
Lacome	<i>Walking Through the Jungle</i>	With many sounds and actions mentioned, this is great for toddlers to act out.
Leslie	<i>Flappy, Waggy, Wiggly</i>	Children can guess which animal will appear on the next page as animal movements are described.
Lobel	<i>Mouse Tales (Mouse's Journey)</i>	Children make sound effects, and pretend to be riding, walking, etc. Fun to do standing up.
London	<i>Wiggle Waggle</i>	Children can walk like a duck, camel, pig, etc.
Lowery	<i>Twist with a Burger, Jitter with a Bug</i>	Invite everyone to dance along.
Martin	<i>Brown Bear, Brown Bear, What Do You See?</i>	The children name what they see: a red bird, etc.
Martin	<i>Listen to the Rain</i>	Kids have to listen very closely. They can pat their knees lightly for the first wet whisper of the rain. They can pound the floor for the roaring pouring rain, and everything in between.
Miller	<i>Whose Hat? Whose Shoe?</i>	Let the kids guess who owns the hat or shoe.
Raffi	<i>Shake My Sillies Out</i>	The song tells the kids what to do!
Reid	<i>Wave Goodbye</i>	Wave goodbye with your whole body!
Rosen	<i>We're Going on a Bear Hunt</i>	See Adventure theme for the actions (page 2).
Rounds	<i>I know an Old Lady Who Swallowed a Fly</i>	Pause before naming each animal to allow the children to supply the name. Or use the PSST Old Lady puppet, and let the kids put the animals in her mouth.
Shannon	<i>Lizard's Song</i>	Kids can join in the chorus, ZO-li, zoli zoli, ZO-li zoli zoli... Be sure to use a nice voice for Lizard, a silly, growly voice for Bear, and to sing the song in a scared voice when Lizard is in Bear's sack.



Shaw	<i>It Looked Like Spilt Milk</i>	Let the children tell what each cloud shape looks like. Change the wording every so often so that you ask, "but was it a tree?" Let the kids answer, "No." Or use the PSST flannel story.
Shields	<i>Saturday Night at the Dinosaur Stomp</i>	There are places in the story where the rhythm just demands a pause for music. Have the kids thump their knees and chorus, 'Boomalacka, Boomalacka, Whack, Whack Whack!'
Slobodkina	<i>Caps for Sale</i>	Children act out what the monkeys do.
Thomas	<i>Rhyming Dust Bunnies</i>	Invite children to say the rhyming words.
Umansky	<i>Tickle My Nose and Other Action Rhymes</i>	Easy to follow directions accompany these fun action rhymes.
Walsh	<i>Do Monkeys Tweet?</i>	Kids answer, i.e.: "NOOO! Birds do!"
Weeks	<i>Mrs. McNosh Hangs Up Her Wash</i>	Bring in a clothesline, plus colorful items of clothing. Children hang them up in turn.
Brett	<i>The Hat</i>	And then each child takes them off, one by one as you read <i>The Hat</i> by Jan Brett.
Williams	<i>I Went Walking</i>	Children identify animals, just as they do in <i>Brown Bear, Brown Bear, What Do You See?</i>
Williams	<i>Little Old Lady Who Was Not afraid of Anything</i>	The kids shake their arms in a spooky way for the shirt, clump their feet for the shoes, etc..
Young	<i>Who Says Moo?</i>	Kids identify familiar animals - they love it!
Ziefert	<i>I Swapped My Dog</i>	You can hand out toys or felt figures or puppets and let the kids "swap" their animals to the story.



POP-UP BOOKS

Note: almost all the pop-up books can involve participation. Just ask a different child to come up and open each flap.

Fowler	<i>Mr. Little's Noisy Book</i>	Help Mr. Noisy identify the sounds.
Hill	<i>Where's Spot</i> <i>Spot's Walk in the Park</i>	Let the children open each door.

HOW TO USE THEM

MacDonald	<i>Alphabet Animals : a Slide and Peek Adventure</i>	Let the children slide the tabs.
Pienkowski	<i>Trucks, Boats, Planes, Big Machines</i>	Use to sing "I'll drive a dump truck" on <i>Little Songs for Little Me</i> , by Nancy Stewart.
Seeger	<i>Black? White! Day? Night! : a Book of Opposites</i>	Kids supply the opposite for each word as read. Some may have a different suggestion.
Seymour	<i>What's in the Jungle?</i>	Guessing is fun.
Seymour	<i>What's in the Prehistoric Forest?</i>	Guessing is fun for this one, too.
Simmons	<i>Daisy's Hide-and- Seek</i>	Take turns lifting the flaps.
Taback	<i>Simms Taback's Safari Animals</i>	Slowly unfold the pages while they guess the animals.
Van Fleet	<i>Alphabet</i>	Let children push the tabs to make it work.
Ziefert	<i>Who said Moo?</i>	Make the sounds of the farmyard animals.

You can involve the audience in many flannel stories simply by handing out the pieces for children to put on the board. It works well to go through the poem or story once before distributing the pieces.

FLANNEL STORIES AND HOW TO USE THEM

Autumn Leaves



Kids put colored leaves on flannel board. Recite rhyme and take them off. Or use a fan, and blow them off.

B-I-N-G-O

See FARM theme for instructions.

Bluebird through My Window

Give out all the colored birds, then children fly them up to the flannel board when their color is sung.

Henny Penny

The children can repeat each animal's silly name when you point to it.

I Got Me a Cat

Each animal makes a repeatable noise!

It Looked Like Spilt Milk

Children guess what cloud looks like or take turns putting up pieces.

The Mouse and the Wind

Children can provide sound effects.

One Elephant Went Out to Play


Let kids put 10 elephants on the spider web.

Peace and Quiet

The audience supplies animal and household noises.

Street Sounds

Each vehicle has a noise to make.



Ten Little Fishes

A counting rhyme: the kids can bring up fish one by one.

Three Billy Goats Gruff

Kids repeat trip trap sounds.

Three Little Pigs

Kids repeat "I'll huff and I'll puff..."

Uwungelema

Kids help say the name of the magic tree.

When Cows Get Up in the Morning

Kids can suggest animals and help make their "good day" sounds.



RHYTHM, RHYME, AND ACTION BOOKS

E 793.4 Cole

*The Eentsy Weentsy Spider :
fingerplays and action rhymes*

An excellent collection of very usable fingerplays and action rhymes, with clear how-to pictures.

J 398.8 My Very

My Very First Mother Goose

Nursery rhymes for any storytime.

J 398.8 Playtim

Playtime Rhymes

An excellent selection of well-known action rhymes. Read a page and then act it out!

J 398.84 Dunn

Number Rhymes to Say & Play

Lots of counting action!

J 808.1 Foster

First Verses

Fingerplays, action rhymes, chanting rhymes and counting rhymes. Suit action to words & pictures.



SONGS



PICTURE BOOKS TO SING

Aylesworth	<i>Old Black Fly</i>	Raffi	<i>Shake My Sillies Out</i>
Carle	<i>Today is Monday</i>	Raffi	<i>Down by the Bay</i>
Clarke	<i>EIEIO</i>	Reid	<i>Comin' Down to Storytime</i>
Frazee	<i>Hush, Little Baby</i>	Rounds	<i>I Know an Old Lady</i>
Hort	<i>The Seals on the Bus</i>	Sabuda	<i>The Twelve Days of Christmas</i>
Gunson	<i>Over on the Farm</i>	Shannon	<i>Lizard's Song</i>
Kelly	<i>Five Green and Speckled Frogs</i>	Skidama	<i>Skidamarink: a Silly Love Song to Sing Together</i>
Lass	<i>Who Took the Cookies from the Cookie Jar?</i>	Taback	<i>There Was an Old Lady Who Swallowed a Fly</i>
Mack	<i>10 Bears in My Bed; a Goodnight Count Down</i>	J 782.4216	<i>The Farmer in the Dell</i>
Martin	<i>Chicka Chicka Boom Boom</i>	O'Brien	
Ormerod	<i>If You're Happy and You Know It</i>	J 782.4216	<i>Little White Duck</i>
Peek	<i>Mary Wore Her Red Dress</i>	Whippo	

FLANNEL STORIES TO SING

BINGO

BLUEBIRD THROUGH MY WINDOW

DEM BONES

EENSY WEENSY SPIDER (glove and props)

*FISHIES (From **Little Songs for Little Me**)*

FIVE GREEN AND SPECKLED FROGS (glove and props)

FIVE LITTLE PIZZA PIECES

THE GREEN GRASS GREW ALL AROUND

HUSH, LITTLE BABY

ITSY BITSY SPIDER

I GOT ME A CAT

JENNIE JENKINS

ONE ELEPHANT WENT OUT TO PLAY

PLANT A LITTLE SEED (FRUITS AND VEGETABLES)

SING A SONG OF SIXPENCE

WHEN COWS GET UP IN THE MORNING

TAPES, CDS, & VIDEOS WITH MUSIC FOR SINGING

BEAN BAG ACTIVITIES & COORDINATION SKILLS – Stewart Be sure and ask for our beanbags to use with this CD – fun!

BURL IVES SINGS LITTLE WHITE DUCK

THE COMPACT WIGGLEWORM

DE COLORES AND Other Latin-American Folk Songs for Children

FIVE LITTLE MONKEYS: Songs for Singing and Playing

JIM GILL MAKES IT NOISY IN BOISE, IDAHO – Gill

JIM GILL SINGS THE SNEEZING SONG and OTHER CONTAGIOUS TUNES - Gill

KIDS IN ACTION – Greg & Steve

LITTLE SONGS FOR LITTLE ME- Stewart

MUSIC FOR VERY LITTLE PEOPLE 50 Playful Activities for Infants and Toddlers – Book and CD

ONE LIGHT ONE SUN -- Raffi

PLANT A LITTLE SEED - Stewart

PRESCHOOL PLAYTIME BAND -Stewart

PSST SONGS - Youth Services Staff

RAFFI IN CONCERT WITH THE RISE AND SHINE BAND

READY- TO- GO STORYTIMES, includes a book and CD with storytime songs - Benton

RHYTHM OF THE ROCKS – Stewart

SINGABLE SONGS COLLECTION -Raffi

SIX LITTLE DUCKS - Kimbo

SCHOLTZ WORKSHOPS: Songs Anyone Can Sing -- Richard and Helen Scholtz

SONGS FOR WIGGLEWORMS

SONGS OF THE MONTH VOL.1 and 2 –Stewart


TEN CARROT DIAMOND – Charlotte Diamond

A YOUNG CHILDREN'S CONCERT WITH RAFFI

WIGGLES N' TUNES SINGING COLLECTION

WEE SING CHILDREN'S SONGS AND FINGERPLAYS – Beall

WHADDAYA THINK OF THAT? –Berkner



HUMOR

PICTURE BOOKS TO TICKLE THE FUNNY BONE

Alarcon	<i>Louella Mae, She's Run away!</i>	McCloskey	<i>Make Way for Ducklings</i>
Alborough	<i>Watch Out! Big Bro's Coming!</i>	McNaughton	<i>Suddenly!</i>
Barrett	<i>Animals Should Definitely Not Wear Clothing</i>	Monks	<i>The Cat Barked?</i>
Brown	<i>The Big Sneeze</i>	Numeroff	<i>If You Give a Mouse a Cookie (Big Book also available)</i>
Bond	<i>Tumble Bumble</i>	Pearson	<i>Bob</i>
Brett	<i>The Hat</i>	Pienkowski	<i>Pizza! (a pop-up)</i>
Burningham	<i>Mr. Gumpy's Motor Car</i>	Pinkwater	<i>The Big Orange Splot</i>
Calhoun	<i>Hot Air Henry</i>	Pomerantz	<i>The Piggy in the Puddle</i>
Christelow	<i>Five Little Monkeys Jumping On the Bed</i>	Raffi	<i>Shake My Sillies Out</i>
Dodds	<i>The Prince Won't Go to Bed!</i>	Rounds	<i>I Know an Old Lady</i>
Emberly	<i>Chicken Little</i>	Shannon	<i>Duck on a Bike</i>
Feiffer	<i>Bark, George</i>	Sloat	<i>The Thing That Bothered Farmer Brown</i>
Fowler	<i>Mr. Little's Noisy Boat</i>	Slobodkina	<i>Caps for Sale (Big Book also available)</i>
Huntington	<i>One Monday</i>	Stoeke	<i>A Friend for Minerva Louise</i>
Hutchins	<i>Don't Forget the Bacon!</i>	Taback	<i>There Was an Old Lady Who Swallowed a Fly</i>
Hutchins	<i>The Surprise Party</i>	Thomas	<i>Rhyming Dust Bunnies</i>
Johnson	<i>The Goose who Went Off in a Huff</i>	Van Laan	<i>Little Baby Bobby</i>
Kasza	<i>The Dog Who Cried Wolf</i>	Wahl	<i>The Woman With the Eggs</i>
Kelly	<i>Fall Is Not Easy</i>	Weeks	<i>Mrs. McNosh Hangs Up Her Wash</i>
Kudrna	<i>To Bathe a Boa</i>	Wood	<i>King Bidgood's in the Bathtub (Big Book also available)</i>
Lindbergh	<i>The Day the Goose Got Loose</i>	Wood	<i>The Little Mouse, the Red Ripe Strawberry and the Big Hungry Bear</i>
London	<i>Let's Go, Froggy</i>	Wood	<i>The Napping House (Big Book)</i>
Lobel	<i>Frog and Toad Together,</i>	KIDSTUFF	<i>Fun and Frolic</i>
Lobel	<i>Mouse Tales, Mouse Soup</i>		

FUNNY FLANNEL STORIES

Flip Flap Jack - He's made of food! to hear the tune, check out the CD, *Dippin' in the Paintbox*.

Froggy Gets Dressed – all wrong!

Master of all Masters - Everyone will enjoy the funny words in this one.

If You Give a Mouse a Cookie – he'll want more!

Rattlesnake, Mouse, and Coyote - a fitting end to this folk-tale brings a smile.

TODDLER SPECIALS

WE'VE TRIED THEM

Arma	We're Going on Safari
Alborough	Hug
Baker	Big Fat Hen
Baker	Potato Joe
Barner	Fish Wish
Barry	Duckie's Rainbow
Barton	My Car
Barton	The Little Red Hen
Bates	Five Little Ducks
Bauer	My Mother Is Mine
Blackstone	Bear in Sunshine
Bluemle	How Do You Wokka-Wokka
Braun	Meeow and the Little Chairs
Brown	Goodnight Moon
Brown	The Runaway Bunny
Bunting	Hurry! Hurry!
Butler	Can You Cuddle Like a Koala?
Butler	If You See a Kitten
Cabrera	Cat's Colors
Cabrera	Dog's Day
Cabrera	Over in the Meadow
Cabrera	Rory and the Lion
Carle	From Head to Toe
Carle	Today is Monday (song)
Carle	The Very Hungry Caterpillar
Carlson	Jesse Bear, What Will You Wear?
Carrick	Mothers are Like That
Chodos-Irv	Ella Sara Gets Dressed
Christelow	Five Little Monkeys Jumping on the Bed
Cimarusti	Peek-a-Moo
Cimarusti	Peek-a-Choo-Choo
Constantin	Who's in the Tub?
Cousins	Hooray for Fish!

AND WE LIKE THEM

Cousins	Maisy Dresses Up
Cousins	Maisy Makes Gingerbread
Cousins	Maisy's Bedtime
Cousins	Maisy's Pool
Cowell	What Shall We Do with the Boo-Hoo Baby?
Crews	Freight Train
Cronin	Wiggle
Davis	A Garden of Opposites
Davis	Who Hoots?
Davis	Who Hops?
Dodd	Best Bear
Ehlert	Boo to You!
Evans	Hunky Dory Ate It
Falwell	Feast for 10
Farjeon	Cats Sleep Anywhere
Fitzpatrick	I'm a Tiger Too!
Fleming	Barnyard Banter
Fleming	The Cow Who Clucked
Fleming	Mama Cat Has Three Kitten
Florian	Vegetable Garden
Fox	Time for Bed
Fox	Where Is the Green Sheep
Garcia	Tip Tip Dig Dig
Gentieu	Baby! Talk!
Ginsburg	The Chick and the Duckling
Gravett	Orange Pear Apple Bear
Gurney	Dinosaur Train
Guy	Siesta
Halpern	Little Robin Redbreast
Harper	My Dog Rosie (other titles as well)
Haynes	in the Driver Seat
Henkes	a Good Day
Henderson	Look at You! A Baby Body Book
Hill	Spot Goes to the Park

Hill	Where's Spot?	Murphy	I Like It When
Hindley	Do Like a Duck Does	Murphy	Some Things Change
Hines	Which Hat Is That?	Nodset	Who Took the Farmer's Hat?
Horacek	Silly Suzy Goose	O'Keefe	Love Me, Love You
Hort	The Seals on the Bus	Oborne	One Beautiful Baby
Hubbell	Firefighters! Speeding! Spraying! Saving!	O'Garden	The Scrubby-Bubbly Car Wash
Hubbell	Trains Steaming! Pulling! Huffing!	Olson-Brown	Hush, Little Digger
Hubbell	Trucks Whizz! Zoom! Rumble!	Ormerod	If you're Happy and You Know It
Hutchins	Rosie's Walk	Palatini	Good as Goldie
Isadora	Peekaboo Morning	Partridge	Moon Glowing
Jones	Who's in the Tub	Rathman	Good Night, Gorilla
Kalan	Jump, Frog, Jump	Raffi	Shake My Sillies Out
Katz	Counting Kisses	Reid	Wave Goodbye
Keats	The Snowy Day	Riley	Mouse Mess
Kelly	Five Green and Speckled Frogs	Root	Flip, Flap, Fly!
Ketteman	Grandma's Cat	Rotner	Senses at the Seashore
Kopper	Daisy is a Mommy	Rowe	Whose Nose?
Kopper	Daisy's Babies	Rowe	Whose Feet?
Kraus	Whose Mouse Are You?	Saltzberg	Cornelius P. Mud, Are You Ready for Baby?
Lawrence	This Little Chick	Savadier	Will Sheila Share?
Leslie	Flappy, Waggy, Wiggly	Schaefer	Down in the Woods at Sleepytime
Lewis	Chugga Chugga Choo Choo	Schoenherr	Cat & Mouse
London	Froggy Gets Dressed	Schoenherr	Pip & Squeak
London	A Train Goes Clickety-Clack	Schotter	Captain Bob Sets Sail
London	Wiggle Waggle	Scieszka	Smash! Crash!
Lyon	Trucks Roll	Seder	Gallop!
MacLennan	Chicky Chicky Chook Chook	Seeger	First the Egg
Markes	Good Thing You're Not an Octopus!	Seeger	Lemons Are Not Red
Martin	Brown Bear, Brown Bear What Do You See?	Sharratt	Elephant Wellyphant
Martin	We've all Got Bellybuttons!	Shea	Dinosaur vs. Bedtime
McDonnell	Splash!	Simmons	Daisy's Hide and Seek
McQuinn	Lola at the Library	Sis	Fire Truck
Meadows	Pilot Pups	Skidama	Skidamarink: a Silly Love Song
Miranda	Beep, Beep!	Smee	Clip-Clop
Morris	Hats, Hats, Hats	Smith	Grandma Rabbitty's Visit
Murphy	Caterpillar's Wish	Sobel	The Goodnight Train
		Sobel	B is for Bulldozer

Stein	Pouch!	Willems	Knuffle Bunny
Stickland	Ten Terrible Dinosaurs	Williams	I Went Walking
Stoeke	A Friend for Minerva Louise	Williams	The Little Old Lady Who Was Not afraid of Anything
Stoeke	A Hat for Minerva Louise		
Stoeke	Minerva Louise and the Red Truck	Wojtowycz	Can You Choo Choo?
Stoeke	Minerva Louise on Halloween	Wood	The Little Mouse, the Red Ripe Strawberry and the Big Hungry Bear
Taback	City Animals	Yaccarino	Zoom! Zoom! Zoom! I'm Off to the Moon
Taback	Safari Animals	Yolen	Dimity Duck
Tafari	Blue Goose	Yolen	Hoptoad
Tafari	The Big Storm	Yolen	How Do Dinosaurs Say Goodnight?
Tafari	The Busy Little Squirrel	Yolen	Off We Go
Tafari	Mama's Little Bears	Ziefert	Train Song
Tafari	Silly Little Goose	Ziefert	Who Said Moo?
Tafari	Whose Chick Are You?	Zimmerman	Digger Man
Tankard	Grumpy Bird	Zimmerman	Fire Engine Man
Thomas	Rhyming Dust Bunnies	E 793.4 Cole	The Eentsy Weentsy Spider: Finger Plays & Action Rhymes
Thompson	Little Quack		
Thompson	Mouse's First Summer	J 398.8 Choro	Knock at the Door and Other Baby Action Rhymes
Thompson	Mouse's First Valentine		
Thompson	Mouse's First Snow	J 398.8 Hague	Teddy Bear, Teddy Bear
Thompson	Wee Little Chick	J398.8 My Very	My Very First Mother Goose
Timmers	Who Is Driving?	J 398.8 Umansky	Tickle My Nose and Other Action Rhymes
Uff	Lulu's Busy Day	J 782.4216 Whippo	Little White Duck
Van Laan	Tickle Tum		
Waddell	Owl Babies		
Walter	Hi, Pizza Man!		
Ward	Somewhere in the Ocean		
Webb	Tanka Tanka Skunk Skunk		
Weeks	Overboard!		
Weeks	Be Mine, Sweet Valentine		
Wells	Max Cleans Up		
Wells	Max Counts His Chickens		
Wheeler	Jazz Baby		
Whybrow	The Noisy Way to Bed		
Wickberg	Hey Mr. Choo-Choo, Where Are You Going?		

BIG BOOKS FOR THE LITTLE ONES

BARNYARD BANTER

THE BIG RED BARN

BISCUIT

DINOSAURS, DINOSAURS

DOWN BY THE STATION

ELEPHANTS ALOFT

FEATHERS FOR LUNCH

FIVE LITTLE DUCKS

FREIGHT TRAIN

FROM HEAD TO TOE

GOODNIGHT MOON

*GROW, GROW, GROW AS BIG AS
YOU CAN Kamishibai story cards*

GROWING VEGETABLE SOUP

I LOVE ANIMALS

I WENT WALKING

IN THE TALL, TALL GRASS

JAMBERRY

LITTLE CHICK Kamishibai story cards

*THE LITTLE MOUSE, THE RED RIPE STRAWBERRY,
AND THE BIG HUNGRY BEAR*

LITTLE RED HEN

MR. GUMPY'S OUTING

OVER IN THE MEADOW

OWL BABIES

TEN LITTLE MONKEYS

JUMPING ON THE BED

TIME FOR BED

WALKING THROUGH THE JUNGLE

WHERE'S SPOT?

POP-UPS FOR TODDLERS

DAISY'S HIDE-AND-SEEK

FACE TO FACE SAFARI


FLAPDOODLE DINOSAURS

GALLOP! (has moving pictures)

MR. LITTLE'S NOISY BOAT

PEEK-A-CHOO-CHOO!

PEEK-A-MOO



PIZZA!

PLANES, TRUCKS, BIG MACHINES

SPOT GOES TO THE PARK

WHERE'S SPOT?

WHAT'S IN THE JUNGLE?

*WHAT'S IN THE PREHISTORIC
FOREST?*

FLANNEL STORIES FOR TODDLERS

These can be sung 

BLUEBIRD THROUGH MY WINDOW 
DOWN IN THE BARNYARD 
EENSY WEENSY SPIDER (glove and props) 
FISHIES (From Little Songs for Little Me) 
FIVE GREEN AND SPECKLED FROGS
(glove and props) 
FIVE LITTLE MONKEYS JUMPING ON THE
BED/SWINGING FROM THE TREE monkey mitt or
small flannel board with props 
FIVE LITTLE PIZZA PIECES 
THE GREEN GRASS GREW ALL AROUND 
HEY DIDDLE DIDDLE 
HUSH LITTLE BABY 
I GOT ME A CAT 
IF ALL OF THE RAINDROPS 
IF I COULD HAVE A WINDMILL 
JUNGLE WALK (pictures – See Animals Wild
enrichments, for more information) 
THE LITTLE SCARECROW 
LITTLE WHITE DUCK monkey mitt or small flannel
board with props 
LOTS OF CARS (From Plant a Little Seed) 
MAY THERE ALWAYS BE SUNSHINE flannel story for
use with Jim Gill CD 
SING A SONG OF SIXPENCE 
TEDDY WORE HIS RED SHIRT 
THIS LITTLE TRAIN 
WHEELS picture cards 
WHEN COWS GET UP IN THE MORNING

THESE ARE FOR TELLING

ALL KINDS OF SHOES
BALLOONS FOR A PARTY
BEAR'S FEAST
THE BLUE JAY
COLOR CATS
DOG'S COLORFUL DAY

EGGS FOR BREAKFAST
FIVE ENORMOUS DINOSAURS
FIVE LITTLE BEARS
FIVE LITTLE FISH
FIVE LITTLE PETS
FIVE LITTLE PUMPKINS monkey mitt or small
flannel board with props
FIVE LITTLE SEASHELLS
FROGGY GETS DRESSED
GIANT JIM
HERE'S A BALL FOR BABY
HOP LIKE A BUNNY
HOW DO I PUT IT ON?
HUMPTY DUMPTY
I HAD A LITTLE TURTLE
IN THE BOAT WITH ME
KITES
KITTY WORE HER RED SHIRT
LITTLE BOY BLUE
LITTLE EGG
LITTLE MISS MUFFET
LITTLE PUMPKINS puppets for monkey mitt
LITTLE ROCKET'S TRIP
LOU AT THE ZOO
MOUSE'S HALLOWEEN HOUSE
OWL BABIES – also contains 5 LITTLE OWLS
RUB A DUB DUB
RUDOLPH (Not the song – his nose is the wrong
color)
RUNAWAY COOKIES
TEN RED APPLES
THREE LITTLE KITTENS flannel story and monkey
mitt with props
UMBRELLAS flannel story
THE VALENTINE TREE
WHAT'S INSIDE THE POCKET?

Index to Fingerplays

- A Pizza Hut, **64**
ABC Song, **1**
Abracadabra, **53**
After a Bath, **13**
All by Myself, **50**
An Owl Sat Alone, **61**
April Trickery, **75**
At Night I see the Twinkling Stars, **58**
Autumn Leaves, **33**
Baby Kangaroo, **8**
Baby's Bath, **13**
Baby's Nap, **34**
Bear Went Over the Mountain, **14**
Bears Everywhere, **14**
Beehive, **18**
Bingo, **35**
Boom, Bang!, **69**
Building a Snowman, **74**
Bunnies, **4**
Can You Jump Like a Frog?, **4**
Che, Che Kule, **10**
Choo-Choo Train, **79**
Christmas Time, **22**
Christmas Tree, **22**
Cold Wind Doth Blow, **73**
Cows Get Up in the Morning, **35**
Crabs are Crawling, **70**
Creeping, **20**
Creepy Crawlies Little Mousie, **54**
Day at the Beach, **70**
Delicious Cake, **38**
Did You Ever See a Bunny?, **68**
Dinosaurs, **28**
Down by the Bay, **3**
Down by the Station, **79**
Duck with the Feather in his Back, **30**
Eensy Weensy Spider, **18**
Elephant, **8**
Elephant Goes Like This and That, **84**
Enormous Patosaurus, **28**
Farmer and His Seeds, **36**
Fee, Fie, Foe, Fum, **53**
Finger Family, **17**
Fishy Fingerplay, **70**
Five Little Babies, **12**
Five Little Ducks Went for a Swim, **30**
Five Little Easter Eggs, **32**
Five Little Farmers, **36**
Five little Monkeys Jumping on the Bed, **55**
Five Little Monkeys Swinging, **77**
Five Little Owls, **61**
Five Little Pigs, **63**
Five Little Pizza Pieces, **64**
Five Little Snowmen, **74**
Five Little Snowmen Fat, **73**
Five Little Speckled Frogs, **42**
Five Little Valentines, **81**
Four Gray Squirrels, **7**
Fuzzy Caterpillar, **18**
Gack Goon, **42**
Get Down, **26**
Great Big Happy Smile, **67**
Halloween Sounds, **45**
Halloween Witches, **45**
Hammers, **72**
Hats, Hats, Hats, **46**
Hello Toes, **37**
Here is the Chimney, **22**
Here's a Bunny, **68**
Here's a Little Egg, **21**
Hickory dickory dock, **54**
Houses, **48**
How Many Days Has My Baby to Play, **27**
How Many People Live at Your House?, **34**
How Many Valentines, **81**
I Am a Little Duck, **30**
I Am a Pizza, **64**
I Dig, Dig, Dig, **44**
I Had a little Turtle, **62**
I Have a Little Body, **71**
I Hear Thunder, **69**
I'm a Little Snowman, **74**
I Saw a Little Rabbit, **68**
I See Three, **25**
I Spy With My Little Eye, **1**
I'm Growing, **50**
If I Were a Bird, **48**
If Your First Name Starts with A, **1**
Jack in the Box, **6**
Japanese Rhyme, **10**
Jennie Jenkins, **24**
John Jacob Jingleheimer Smith, **59**
Johnny Whoops, **57**
Jungle Walk, **9**
Leaves Are Falling, **33**
Let's All Clap, **57**
Like Leaves in Windy Weather, **26**
Little Bunny Foo Foo, **43**
Little Engine, **82**
Little Frog, **42**
Little Leaves, **33**
Little Rabbit, **32**
Little Red Caboose, **79**
Little Turtle, **6**
Looby Loo, **26**
Look at Me, **23**
Make a Wish, **16**
Mitten Weather, **73**

Monkey See Monkey Do, **55, 66**
 Monster Stomp, **51**
 Moon Ride, **60, 82**
 Mr. Duck and Mr. Turkey, **78**
 Mr. Turkey, **78**
 Mr. Turkey and Mr. Duck, **41, 78**
 Music at Our House, **34**
 My Aunt Came Back, **11, 80**
 My Birthday Cake, **16**
 My Cat Stretches, **20**
 My Eyes, **71**
 My Hat, **46**
 My Kite, **65**
 My Little Kitty, **20**
 My Mommy, **56**
 Ocean Shell, **70**
 Off to the Moon, **60**
 Oh Where Has My Little Dog Gone, **29**
 Old MacDonald Had a Farm, **35**
 Once I Saw a Little Bird, **15**
 One, Two, Buckle my shoe, **25**
 Opposites, **59**
 Pat-a-Cake, **12**
 Pat-a-Cake Pizza, **64**
 Peanut Butter and Jelly, **39**
 Pretending, **8, 9**
 Pretty Nest, **75**
 Pumpkin Song, **45**
 Puppy and Kitty, **5**
 Puppy's Dog House, **29, 62**
 Rabbit and the Snowman, **74**
 Rain, **69**
 Reach for the Stars, **60**
 Saturday Night at the Dinosaur Stomp, **28**
 Shake My Sillies Out, **6**
 Shoo Fly, Don't Bother Me, **19**
 Silly Hat, **46**
 Skinnamarink, **81**
 Sleepy, **72**
 Slow, Fast, **59**
 Soft Kitty, **20, 62**
 Solar System in Motion, **60**
 Sometimes I Am Tall, **59**
 Sometimes I Feel Tall, **37**
 Sometimes I'm Tall, **49**
 Space Rocket, **60**
 Star Light, Star Bright, **58**
 Stegosaurus, **28**
 Stretch Up High, **31**
 Tall as a Tree, **54**
 Tall Giraffe, **84**
 Teddy Bear, Teddy Bear, **14**
 Ten Fat Peas, **44**
 Ten Fluffy Chickens, **21**
 Ten Little Candles, **16**
 Ten Little Kittens Good Night, **72**
 The Flea on My Toe, **19**
 The Fly on Peter Rabbit's Nose, **19**
 The Grand Old Duke of York, **2**
 Things I Can Do, **23**
 This is a Baby Ready for a Nap, **12**
 This is the Way We Plant, **44**
 This is the Way We Wash Our Hair, **13**
 This Is What My Dog Does, **29**
 This Little Piggy, **63**
 This Old Man, **65**
 Today is Monday, **27**
 Tommy Thumbs Up, **26**
 Touch Your Nose, **71**
 Two Little apples, **39**
 Two Little Blackbirds, **15, 57**
 Two Little Friends, **41**
 Two Little Monkeys Fighting on the Bed, **17**
 Two Little Monsters, **51**
 Two Mother Pigs, **56, 63**
 Use Your Eyes, **71**
 Walking in the Snow, **73**
 We're Going on a Bear Hunt, **2, 49**
 What Color Are You Wearing, **24**
 What Did You Put in Your Pocket?, **27**
 What Do You Suppose?, **3**
 Wheels on the Bus, **80**
 When Sammy Put the Paper on the Wall, **40, 48**
 When Thanksgiving Comes, **78**
 Where Are the Baby Mice?, **52**
 Where is Thumbkin?, **37, 52**
 Who Am I (Raccoon), **7**
 Who Am I? (Elephant), **67**
 Wild Animals, **84**
 Wind Came Out to Play, **83**
 Winds, **83**
 Wise Old Owl, **61**
 You Can Be a Snowman, **74**
 Zoo animals, **84**