



## **Falcon 2000S & Challenger 350 Analysis**

Aviation's Most Real World Operating Cost Application.

# Annual & Hourly Cost Detail

## Dassault Falcon 2000S

Min Crew / Max Passengers	2 / 10
Seats Full Range (NM / SM)	3350.00 / 3855.11
Normal Cruise Speed (KTS / MPH)	447.50 / 514.97
Average Pre-Owned Price	24,500,000.00
Cost Per NM	5.38

### PAYMENT SCHEDULE

Interest Rate	0.00%
Payment Period	Monthly
Term of Loan	120.00
Loan	0.00
Monthly Lease	0.00
Payment Per Period	0.00
Period Number	0.00
Principal Amount	0.00
Interest Amount	0.00

### ANNUAL FIXED COSTS

Crew Expense	307,125.00
Crew Training	62,000.00
Hangar	53,000.00
Insurance	27,700.00
Aircraft Misc.	28,500.00
Management / Marketing Fee	0.00
Payment / Capital Cost	0.00
Original Aircraft Cost	0.00
Annual Residual Depreciation(%)	0.00
Term of Ownership	0.00
Average Depreciation / Year	0.00
Total Fixed Cost	478,325.00

### ANNUAL VARIABLE COSTS

Fuel Gallons	104,400.00
Fuel Cost	443,700.00
Maintenance	169,200.00
Engine/APU Maintenance	209,600.00
Crew Misc.	140,000.00
Total Variable Cost	962,500.00

### GENERAL PARAMETERS

Annual Owner Hours	400
Fuel Cost Per Gallon	4.25

### OWNER HOURLY COST ANALYSIS

Fuel Usage (Gallons / Hour )	261.00
Fuel Cost Per Hour	1,109.25
Fuel Cost Per Gallon	4.25
Airframe Maintenance	423.00
Engine / APU Maintenance	524.00
Total Maintenance	947.00
Crew Misc.	350.00
Total Variable Cost Per Hour	2,406.25
Total Fixed Cost	1,195.81
Total Hourly Cost	3,602.06

### ANNUAL BUDGET

Annual Owner Hours	400
Annual Budget	1,440,825.00

### MONTHLY BUDGET

Monthly Hours	33
Monthly Budget	120,068.75

### BUDGET BY PERCENTAGES

Fuel Cost (%)	30.79
Airframe Maintenance (%)	11.74
Engine / APU Maintenance (%)	14.55
Crew Misc. (%)	9.72
Crew Expense (%)	21.32
Crew Training (%)	4.30
Hangar (%)	3.68
Insurance (%)	1.92
Aircraft Misc. (%)	1.98
Management / Marketing Fee (%)	0.00
Payment / Capital Cost (%)	0.00
Average Depreciation / Year (%)	0.00
Total Percentages	100.00

\*All costs are in USD.

# Trip Cost Calculator

## Dassault Falcon 2000S

Trip Distance (Nm)	1200
Block Speed (Kts)	447.50
Trip Time (Hours)	2.68
Variable Cost / Hour	2,406.25
Total Trip Cost	6,448.75
Total Hours Saved	0.00
Commercial Air & Overnight Costs	0.00
Value / Hour / Executive	0.00
Number of Executives	0.00
All- In Savings	0.00
Private Aircraft Expense	6,448.75
Total Costs Savings	6,448.75
Cost Savings Per Hour	0.00

\*All costs are in USD.

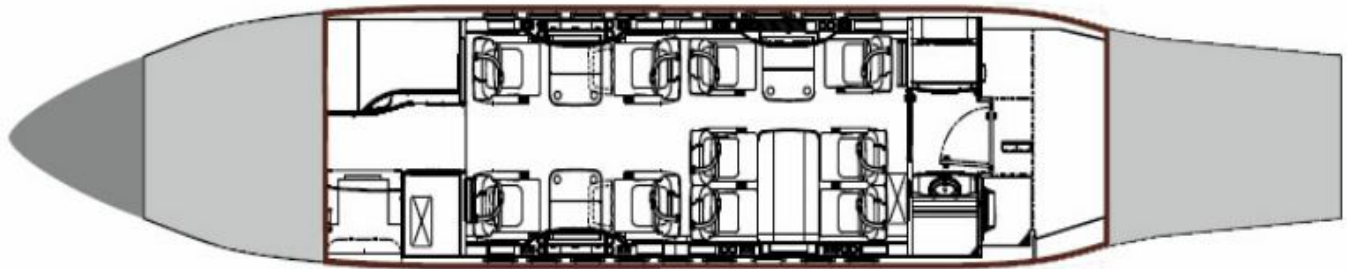
# Annual Operational Cost Summary

## Dassault Falcon 2000S

### ANNUAL OPERATIONAL COST SUMMARY

Fixed Cost	478,325.00
Variable Cost	962,500.00
Net Annual Cost	1,440,825.00
Owner Hours Flown	400.00
Owner Cost / Hour	3,602.06

\*All costs are in USD.

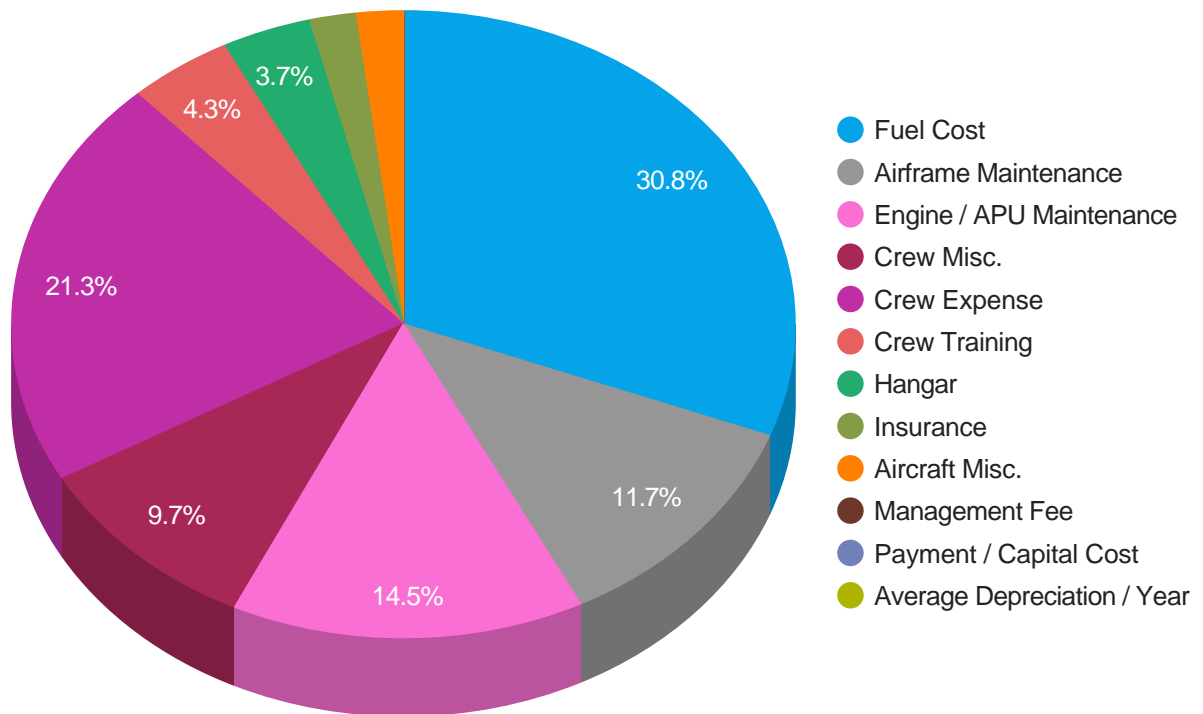


<b>BASIC VARIABLE COST DATA</b>		*All costs are in USD.
Airframe Maintenance Per Hour		423.00
Engine / APU Maintenance Per Hour		524.00
Fuel Cost based on Gallons Per Hour		1,109.25
Crew Misc.		350.00
<b>Total Variable Cost Per Hour</b>		<b>2,406.25</b>
Cost Per NM		5.38
<b>ADDITIONAL AIRCRAFT INFORMATION</b>		
Minimum Crew / Maximum Passengers		2 / 10
Baggage Capacity External / Internal (Cubic Feet)		0 / 131
Cabin Height (Feet)		6'2"
Cabin Width (Feet)		7'8"
Cabin Length (Feet)		26'4"
Cabin Volume (Cubic Feet)		1244.98
Years in Production		2013 - to present
Active Fleet (approximate)		40.00
Average Pre-Owned Asking Price		24,500,000.00
<b>BASIC AIRCRAFT PERFORMANCE DATA</b>		
Seats Full Range (NM / SM)		3350 / 3855
Ferry Range (No Payload) (NM / SM)		3588 / 4130
Balance Field Length* (Take-off Distance in Feet)		4,536
Landing Distance (Feet)		3,399
Average Block Speed (KTS / MPH)		447 / 514
Normal Cruise (KTS / MPH)		447 / 514
Long Range Cruise Speed (KTS / MPH)		430 / 495
Fuel Usage (Gallons Per Hour)		261.00
Service Ceiling (Feet)		47,000
Useful Payload With Full Fuel (Lbs)		1,804
Maximum Take Off Weight		41,000
Maximum Landing Weight		39,300
Basic Operating Weight		24,131
Total Usable Fuel Weight		14,235
<small>*Consideration must also be given to, but not limited to: passenger weights, baggage weight, winds, runway length, temperature and airport elevation. Data and dimensions shown may vary slightly and are subject to change.</small>		

# Interior/Exterior Floorplan/Cross Section

## Dassault Falcon 2000S





# Annual & Hourly Cost Detail

## Bombardier Challenger 350

Min Crew / Max Passengers	2 / 8
Seats Full Range (NM / SM)	3120.00 / 3590.43
Normal Cruise Speed (KTS / MPH)	447.53 / 515.01
Average Pre-Owned Price	18,200,000.00
Cost Per NM	5.07

### GENERAL PARAMETERS

Annual Owner Hours	400
Fuel Cost Per Gallon	4.25

### OWNER HOURLY COST ANALYSIS

Fuel Usage (Gallons / Hour )	261.00
Fuel Cost Per Hour	1,109.25
Fuel Cost Per Gallon	4.25
Airframe Maintenance	310.00
Engine / APU Maintenance	580.57
Total Maintenance	890.57
Crew Misc.	270.00
Total Variable Cost Per Hour	2,269.82
Total Fixed Cost	1,197.32
Total Hourly Cost	3,467.14

### PAYMENT SCHEDULE

Interest Rate	0.00%
Payment Period	Monthly
Term of Loan	120.00
Loan	0.00
Monthly Lease	0.00
Payment Per Period	0.00
Period Number	0.00
Principal Amount	0.00
Interest Amount	0.00

### ANNUAL BUDGET

Annual Owner Hours	400
Annual Budget	1,386,855.50

### ANNUAL FIXED COSTS

Crew Expense	307,125.00
Crew Training	66,885.00
Hangar	53,917.50
Insurance	26,000.00
Aircraft Misc.	25,000.00
Management / Marketing Fee	0.00
Payment / Capital Cost	0.00
Original Aircraft Cost	0.00
Annual Residual Depreciation(%)	0.00
Term of Ownership	0.00
Average Depreciation / Year	0.00
Total Fixed Cost	478,927.50

### MONTHLY BUDGET

Monthly Hours	33
Monthly Budget	115,571.29

### ANNUAL VARIABLE COSTS

Fuel Gallons	104,400.00
Fuel Cost	443,700.00
Maintenance	124,000.00
Engine/APU Maintenance	232,228.00
Crew Misc.	108,000.00
Total Variable Cost	907,928.00

### BUDGET BY PERCENTAGES

Fuel Cost (%)	31.99
Airframe Maintenance (%)	8.94
Engine / APU Maintenance (%)	16.74
Crew Misc. (%)	7.79
Crew Expense (%)	22.15
Crew Training (%)	4.82
Hangar (%)	3.89
Insurance (%)	1.87
Aircraft Misc. (%)	1.80
Management / Marketing Fee (%)	0.00
Payment / Capital Cost (%)	0.00
Average Depreciation / Year (%)	0.00
Total Percentages	100.00

\*All costs are in USD.



# Trip Cost Calculator

## Bombardier Challenger 350

Trip Distance (Nm)	1200
Block Speed (Kts)	448.00
Trip Time (Hours)	2.68
Variable Cost / Hour	2,269.82
Total Trip Cost	6,083.12
Total Hours Saved	0.00
Commercial Air & Overnight Costs	0.00
Value / Hour / Executive	0.00
Number of Executives	0.00
All- In Savings	0.00
Private Aircraft Expense	6,083.12
Total Costs Savings	6,083.12
Cost Savings Per Hour	0.00

\*All costs are in USD.

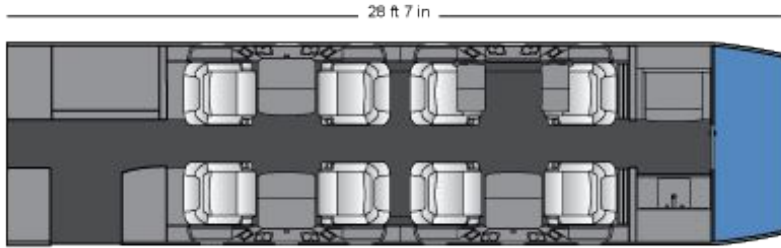
# Annual Operational Cost Summary

## Bombardier Challenger 350

### ANNUAL OPERATIONAL COST SUMMARY

Fixed Cost	478,927.50
Variable Cost	907,928.00
Net Annual Cost	1,386,855.50
Owner Hours Flown	400.00
Owner Cost / Hour	3,467.14

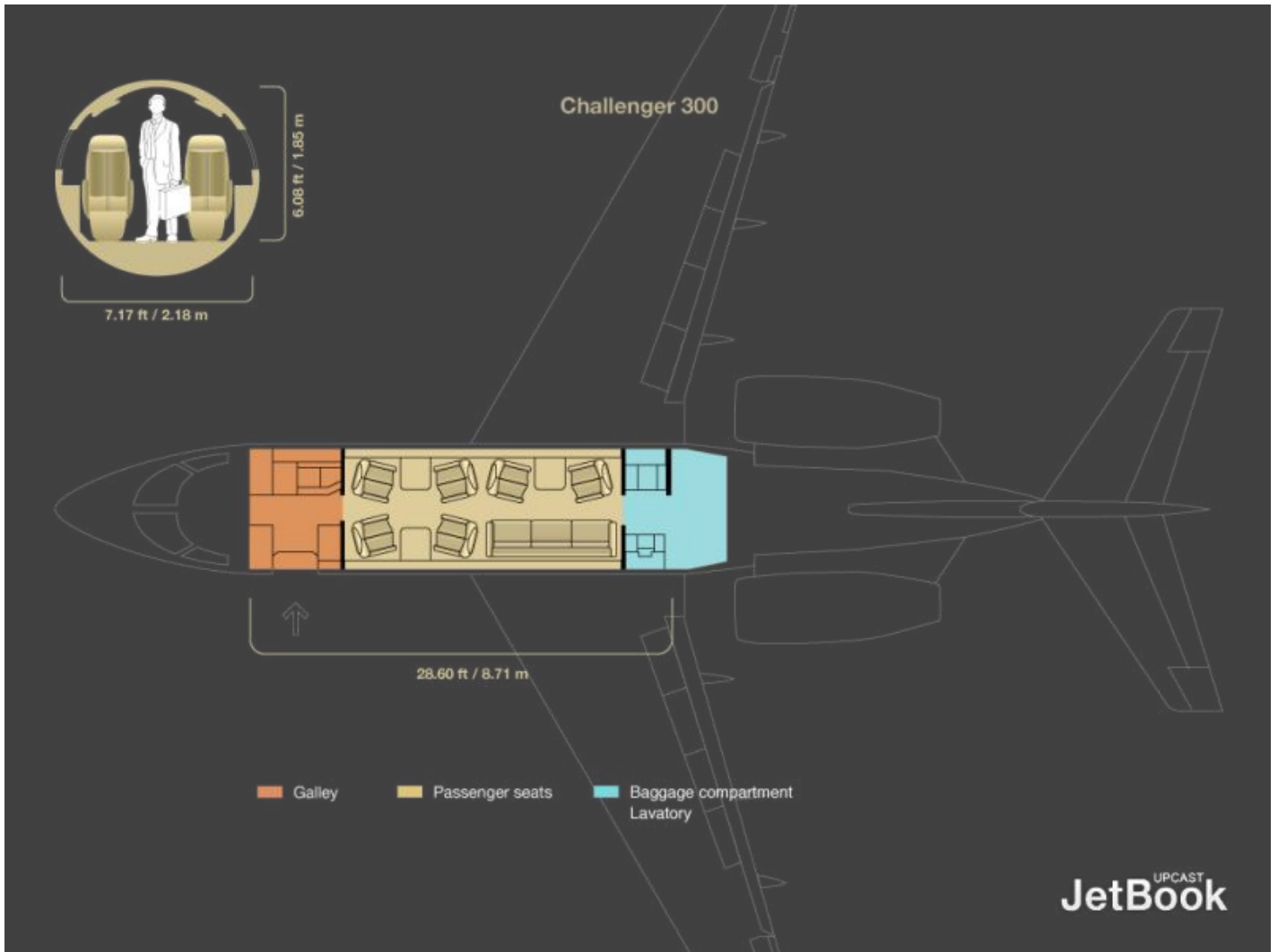
\*All costs are in USD.

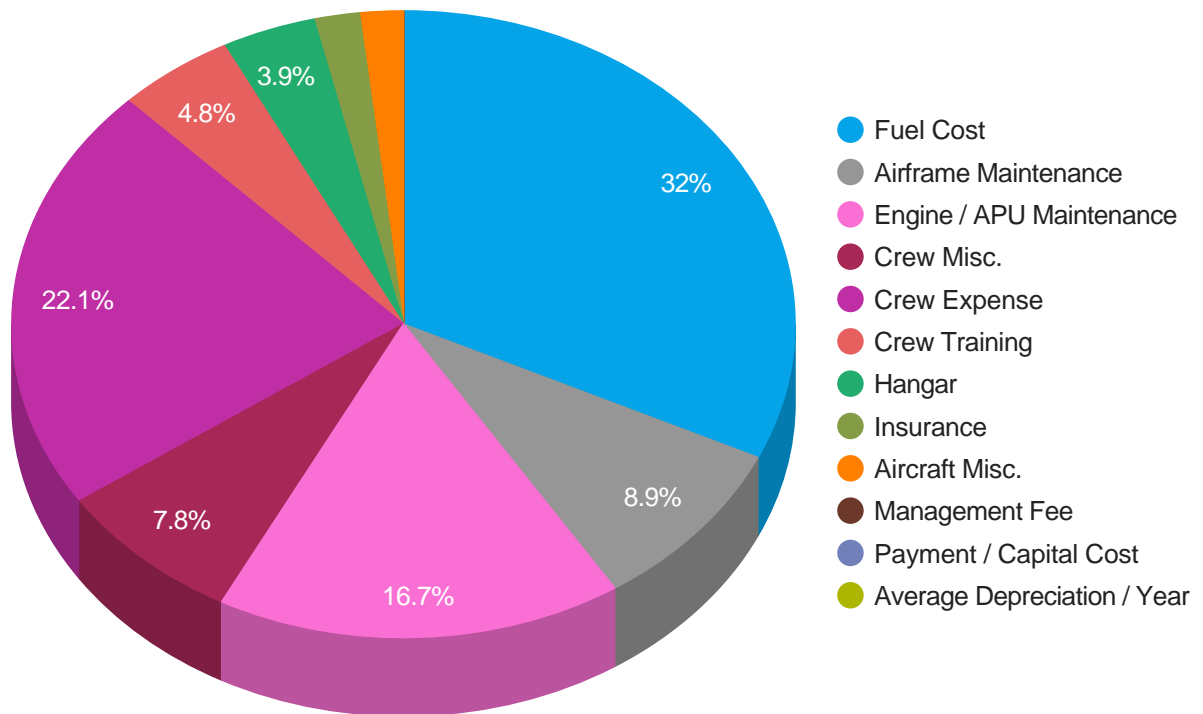


<b>BASIC VARIABLE COST DATA</b>		*All costs are in USD.
Airframe Maintenance Per Hour		310.00
Engine / APU Maintenance Per Hour		580.57
Fuel Cost based on Gallons Per Hour		1,109.25
Crew Misc.		270.00
<b>Total Variable Cost Per Hour</b>		<b>2,269.82</b>
Cost Per NM		5.07
<b>ADDITIONAL AIRCRAFT INFORMATION</b>		
Minimum Crew / Maximum Passengers		2 / 8
Baggage Capacity External / Internal (Cubic Feet)		0 / 106
Cabin Height (Feet)		6'1"
Cabin Width (Feet)		7'2"
Cabin Length (Feet)		28'7"
Cabin Volume (Cubic Feet)		1247.46
Years in Production		2014 - To Present
Active Fleet (approximate)		105.00
Average Pre-Owned Asking Price		18,200,000.00
<b>BASIC AIRCRAFT PERFORMANCE DATA</b>		
Seats Full Range (NM / SM)		3120 / 3590
Ferry Range (No Payload) (NM / SM)		3510 / 4039
Balance Field Length* (Take-off Distance in Feet)		4,732
Landing Distance (Feet)		2,941
Average Block Speed (KTS / MPH)		448 / 515
Normal Cruise (KTS / MPH)		447 / 515
Long Range Cruise Speed (KTS / MPH)		447 / 515
Fuel Usage (Gallons Per Hour)		261.00
Service Ceiling (Feet)		45,000
Useful Payload With Full Fuel (Lbs)		1,755
Maximum Take Off Weight		40,600
Maximum Landing Weight		34,150
Basic Operating Weight		24,180
Total Usable Fuel Weight		13,796
*Consideration must also be given to, but not limited to: passenger weights, baggage weight, winds, runway length, temperature and airport elevation. Data and dimensions shown may vary slightly and are subject to change.		

# Interior/Exterior Floorplan/Cross Section

## Bombardier Challenger 350





## Annual Operating Cost Summary Comparison Report

TYPE	Dassault Falcon 2000S	Bombardier Challenger 350
Owner Hours Per Year	400	400
Total Hours Per Year	400	400
Fuel Cost Per Gallon	4.25	4.25
Total Fuel Gallons	104,400.00	104,400.00
<b>ANNUAL OWNER VARIABLE COSTS</b>		
Fuel Cost	443,700.00	443,700.00
Airframe Maintenance	169,200.00	124,000.00
Engine & APU Maintenance	209,600.00	232,228.00
Crew Miscellaneous	140,000.00	108,000.00
Total Variable Cost	962,500.00	907,928.00
<b>ANNUAL FIXED COSTS</b>		
Crew Expense	307,125.00	307,125.00
Crew Training	62,000.00	66,885.00
Hangar	53,000.00	53,917.50
Insurance	27,700.00	26,000.00
Aircraft Misc.	28,500.00	25,000.00
Management Fee	0.00	0.00
Payment / Capital Cost	0.00	0.00
Average Market Depreciation / Year	0.00	0.00
Total Fixed Cost	478,325.00	478,927.50
<b>ANNUAL BUDGET</b>		
Annual Hours	400	400
Annual Budget	1,440,825.00	1,386,855.50
<b>MONTHLY BUDGET</b>		
Monthly Budget	120,068.75	115,571.29
<b>HOURLY COSTS</b>		
Owner Hourly Rate	3,602.06	3,467.14

\*All costs are in USD.

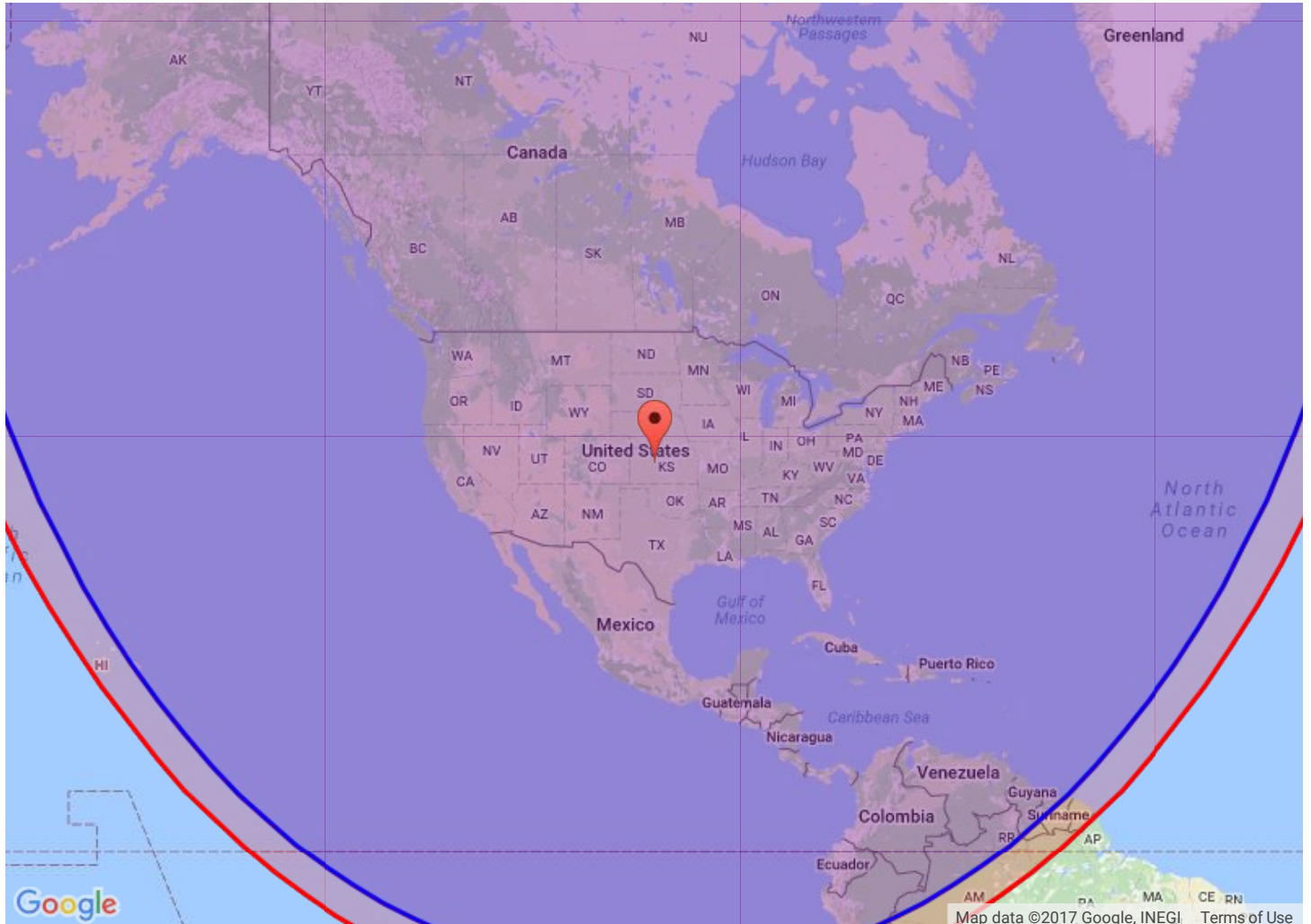
## Aircraft Specifications Comparison Report

TYPE	Dassault Falcon 2000S	Bombardier Challenger 350
<b>BASIC VARIABLE COST DATA</b>		
<b>Variable Cost Per Hour Components</b>		
Airframe Maintenance Per Hour	423.00	310.00
Engine / APU Maintenance Per Hour	524.00	580.57
Fuel Cost based on Gallons Per Hour	1,109.25	1,109.25
Crew Miscellaneous	350.00	270.00
<b>Total Variable Cost Per Hour</b>	<b>2,406.25</b>	<b>2,269.82</b>
Cost per NM	5.38	5.07
<b>ADDITIONAL AIRCRAFT INFORMATION</b>		
Minimum Crew / Maximum Passengers	2 / 10	2 / 8
Baggage Capacity External / Internal (Cubic Feet)	0 / 131	0 / 106
Cabin Height (Feet)	6'2"	6'1"
Cabin Width (Feet)	7'8"	7'2"
Cabin Length (Feet)	26'4"	28'7"
Cabin Volume (Cubic Feet)	1244.98	1247.46
Years in Production	2013 - to present	2014 - To Present
Active Fleet (approximate)	40.00	105.00
Average Pre-Owned Asking Price	24,500,000.00	18,200,000.00
<b>BASIC AIRCRAFT PERFORMANCE DATA</b>		
Seats Full Range (NM / SM)	3350 / 3855	3120 / 3590
Ferry Range (No Payload) (NM / SM)	3588 / 4130	3510 / 4039
Balance Field Length* (Take-off Distance in Feet)	4535.70	4731.68
Landing Distance (Feet)	3,399	2,941
Average Block Speed (KTS / MPH)	447 / 514	448 / 515
Normal Cruise Speed (NM / SM)	448 / 515	448 / 515
Long Range Cruise Speed (KTS / MPH)	430 / 495	447 / 515
Fuel Usage (GPH)	261.00	261.00
Service Ceiling (Feet)	47000.00	45000.00
Useful Payload With Full Fuel (Lbs)	1,804	1,755
Maximum Take Off Weight	41,000	40,600
Maximum Landing Weight	39,300	34,150
Basic Operating Weight	24,131	24,180
Total Usable Fuel Weight	14,235	13,796
<p>*Consideration must also be given to, but not limited to: passenger weights, baggage weight, winds, runway length, temperature and airport elevation. Data and dimensions shown may vary slightly and are subject to change.</p>		

\*All costs are in USD.

# Range Map Report

Model	Category	Radius
 Dassault Falcon 2000S	Large Jets	3350.00 Nm / 3855.11 Sm
 Bombardier Challenger 350	Super Mid Jets	3120.00 Nm / 3590.43 Sm



## Note:

For Jets & Turboprops "Seats Full Range" represents the maximum IFR range of the aircraft at Normal Cruise with all passenger seats occupied. ACC assumes NBAA IFR alternate fuel reserve calculation for a 200 nautical mile alternate. Does not include winds aloft or any other weather related obstacles.