

# 4-Step Sequencing Activities


This pack includes 6 four-step sequencing pictures.

Both colored and black & white (cut and paste) picture cards are included.

To start with, let your students talk about the picture.

Then ask them to sequence the pictures and model a story.

A reproducible writing page is also included.



# ORDER AND TELL

--

--	--	--	--

1

2

3

4

# ★ How to behave at the cafeteria



# ★ How to make a jelly toast





# How to carve a pumpkin



# How to fly a kite





# How to build a snowman



# How to wrap a gift



FIRST

1st

NEXT

2nd

THEN

3rd

LAST

4th

Name: \_\_\_\_\_

# Draw and Write



First,



Next,



Then,




Last,

Name: \_\_\_\_\_

# Sequence: Cut and Paste Activity

1





2



3



4







Name: \_\_\_\_\_

# Sequence: Cut and Paste Activity


1




2



3



4




© Little Academics, 2017



Name: \_\_\_\_\_

# Sequence: Cut and Paste Activity


1



2



3



4



Name: \_\_\_\_\_








# Sequence: Cut and Paste Activity

1

2

3


4




Name: \_\_\_\_\_

# Sequence: Cut and Paste Activity

1







2



3




4



Name: \_\_\_\_\_

# Sequence: Cut and Paste Activity


1



2



3



4



Name: \_\_\_\_\_

# Order & Write

## How to behave at the cafeteria

1

\_\_\_\_\_

\_\_\_\_\_

\_\_\_\_\_

2

\_\_\_\_\_

\_\_\_\_\_

\_\_\_\_\_

3

\_\_\_\_\_

\_\_\_\_\_

\_\_\_\_\_

4

\_\_\_\_\_

\_\_\_\_\_

\_\_\_\_\_



Name: \_\_\_\_\_

# Order & Write

## How to make a jelly toast

1

\_\_\_\_\_

\_\_\_\_\_

\_\_\_\_\_

\_\_\_\_\_

2

\_\_\_\_\_

\_\_\_\_\_

\_\_\_\_\_

\_\_\_\_\_

3

\_\_\_\_\_

\_\_\_\_\_

\_\_\_\_\_

\_\_\_\_\_

4

\_\_\_\_\_

\_\_\_\_\_

\_\_\_\_\_

\_\_\_\_\_



Name: \_\_\_\_\_

# How to carve a pumpkin

1

2

3

4

Four sets of handwriting practice lines, each corresponding to a step number. Each set consists of a solid top line, a dashed middle line, and a solid bottom line.





Name: \_\_\_\_\_

# Order & Write

## How to wrap a gift

1

\_\_\_\_\_

\_\_\_\_\_

\_\_\_\_\_

\_\_\_\_\_

2

\_\_\_\_\_

\_\_\_\_\_

\_\_\_\_\_

\_\_\_\_\_

3

\_\_\_\_\_

\_\_\_\_\_

\_\_\_\_\_

\_\_\_\_\_

4

\_\_\_\_\_

\_\_\_\_\_

\_\_\_\_\_

\_\_\_\_\_



Name: \_\_\_\_\_

# Order & Write

## How to fly a kite





1

2

3

4

Four sets of handwriting lines, each corresponding to a number. Each set consists of a solid top line, a dashed middle line, and a solid bottom line.



# Thank you!

Thank you for downloading this product ! I hope your students enjoy using this packet!

This purchase is for use in one classroom only. To share with your friends or colleagues, please purchase additional license.

[academicslittle@gmail.com](mailto:academicslittle@gmail.com)

## Graphics and Fonts From:

