

What do I need to do to return my vehicle?








BEFORE YOUR RETURN

- Examine possible excessive wear and use on your vehicle and make any necessary repairs.
- Your originating Dealer is required to accept your return vehicle however we recommend contacting your local Toyota dealer to schedule a turn-in appointment for your vehicle.
- Ensure all contracted payments and miscellaneous fees are paid to TFS.
- Schedule your complimentary inspection appointment 15 to 60 days before your maturity date. To schedule an inspection call AutoVIN at (855) 40-MY-TFS.
Let TFS know if you completed repairs after your inspection, we'll order another once you return.
- Call your local DMV to find out if your state requires license plates to be returned at lease-end.

DURING YOUR INSPECTION AND RETURN

Bring the following to your inspection and lease-return appointments:

-  Toolkit and spare tire, if applicable.
-  All sets of keys (masters/remotes/valet), if applicable.
-  Owner's Manuals.
-  Any original equipment on your vehicle at lease inception (radio, headrests, 3rd row seat, tonneau/cargo cover, etc.).
-  Ask the dealer to record the mileage, and don't forget to sign the Odometer Disclosure Statement and ask for a copy.

If you have any questions about the lease-end experience, contact TFS at 800-286-0652.