


2nd/3rd Grade



Sep 12, 2021

NEED TO KNOW



- Welcome kids into your room and connect with them while playing games! Here are some ground rules for how every Kids' Club room should feel
 - **Fun** is a language kids always understand, so have fun with everything you do.
 - **Respect** each other by treating others the way you want to be treated.
 - **Encourage kids** to listen when your leader is speaking, and follow their directions.
 - **Everyone belongs** here, so let's include every person and show respect to each other.
- Split kids into small groups of 10 or less. Encourage kids to do all the lesson activities within their small groups.
- All videos will be played on a Youtube playlist that can be watched on a projector screen, TV, computer, etc. Find the Youtube playlist here: [KC Site Lesson Playlist \(Kinder-3rd Grade\)](#)

ACTIVITY 1 | 10 minutes

Welcome kids to their group, review expectations, get to know kids, do an activity, and watch the first video. Today's lesson is about how God is perfect, and how he made us unique and special.

ACTIVITY 2 | 10 minutes

Play a game and watch the second video.

ACTIVITY 3 | 15+ minutes

Make a colorful self-portrait, watch the third video, and let kids do activity sheets until pickup.

ACTIVITY 1

ACTIVITY 2

ACTIVITY 3

SUPPLIES

- None needed

ACTIVITY | 10 minutes

As kids arrive, spend time getting to know them, then start the activity 10 minutes into the hour:

- Ask kids their name, and what the best or worst part of their week was.

HAVE YOU EVER...?

- **Say:** Let's play a little game to see how all of us are unique in different ways, and what we have in common! Everyone spread out in a circle and face the middle (you could have kids sit in their seats and do motions or raise their hand, instead of physically walking).
- **Say:** I'm going to yell out something. If you HAVE done it, or it applies to you, walk to the middle of the circle, and do the command I tell you. If you have NOT done it, stay where you are. Ready?
 - If you've ever climbed a tree, do 10 jumping jacks
 - If you have a brother, spin 3 times
 - If you're an only-child, spin 3 times
 - If you've ever gone skiing, roll across the floor 2 times
 - If you've ever broken a bone in your body, give a high five to 5 people in the group
 - If you like to play sports, act out your favorite sport to play
 - If you play an instrument, act out your favorite instrument to play
 - If you like to eat breakfast, do the *floss!* (it's a dance move; if kids don't know it, have them do the disco, the dab, the lawn mower move, etc.)
 - If you prefer salty over sweet foods, skip really fast around the outside of the circle
 - If you have a sister, hop on one foot for 10 seconds
 - If you prefer sweet over salty foods, act like a robot
 - If you have a pet, pretend to act like that pet

Talk About It

- If there's time before the video, ask kids why they think we are all different and unique. Why do you think God made us that way, instead of all the same?

VIDEO | 8 minutes



Play the following video in the Youtube playlist. Keep kids in their group (whether at a table, on the floor, etc) while they watch the video.

- ***Kids' Club Kinder-3rd Grade (Part 1)***

SUPPLIES

- Play dough (1 handful per kid)

ACTIVITY | 10 minutes



Start the 10-minute Countdown Timer on the youtube playlist.

Talk About the Video

- **Say:** In the video we just saw, we saw how God made us special, unique and good. But we also learned that we are imperfect.

Give each kid a handful of play-dough.

- Tell kids that we're going to have a play-dough building contest using these materials!
- Give kids 1-3 rounds. During each round, you'll tell them an object, and they have to create it out of their play dough in 3 minutes or less. (Depending on the age of your group and how many kids you have, you may want to stick to making only 1 creation. However, if your group needs more of a challenge, let them do multiple rounds!)
- Here are the three rounds (If you want to change it up and have kids make something different, go for it!)
 - Round 1: A snake
 - Round 2: A boat
 - Round 3: A self-portrait (A sculpture of themselves)
- Keep time on a phone during each round. After the time is up, give kids 1 minute to look at each others' sculptures and see how they made theirs differently or the same, etc.
- Make sure all the play-dough is packed away for the next service (Kids are NOT taking their creations home.)
- **Ask:**
 - How do you feel about something that YOU create? Do you like/love it? Why?
 - How does God feel about you?

VIDEO | 8 minutes



Play the next video in the Youtube playlist. Keep kids in their group (whether at a table, on the floor, etc) while they watch the video.

- ***Kids' Club Kinder-3rd Grade (Part 2)***

SUPPLIES

- Self portrait template (1/kid)
- Colored circle template (1/kid)
- Colored paper (3 colors/kid)
- Eye stickers (1 pair of eyes per kid)
- Markers/scissors/glue sticks
- Self portrait examples (3 per group, reused)

ACTIVITY | 10+ minutes

Say: Let's make something special, a self portrait (a picture of yourself) to show how each of us is unique!

- Set out **markers, scissors and glue sticks**. Set out **examples of colorful self portraits**.
- Give each kid the following materials (you can also set these materials around the table, and let kids choose what they want):
 - **1 self portrait template**
 - **1 colored circle template (kids can cut the circle shape out)**
 - **3 colored pieces of paper (any colors)**
 - **2 eye stickers**
- Create a self portrait using all the colorful materials (tell kids that this picture doesn't have to be the same colors as real life. You can make it as colorful and fun as you want):
 - Glue the circle onto the template to make the face: stick on two eyes and draw a nose, mouth, freckles, eyebrows, etc.
 - Cut out shapes from the colored paper to create hair, ears, a neck, a shirt, and anything else you want to add to your picture!

TALK ABOUT IT

- Why do you think God made us each different?
- Why are we extra special from other creations? (we are made in God's image. We're different than everything else He created)
- How would we treat people if we believed they were ALL made in God's image? Would you treat them differently, even if you didn't like them?

VIDEO/EXTRA TIME



Play the next video in the Youtube playlist. Keep kids in their group (whether at a table, on the floor, etc) while they watch the video.

- **[Everything Belongs to God](#)**
- **[Journey of a Lifetime](#)**
- **[Be Exalted](#)**

Let kids work on **activity sheets** until parent pickup.

2nd/3rd Grade

September 12, 2021



lesson NEEDS



CONNECT QUESTIONS

How are we different from God's other creations?
How are you special?

ACTIVITY 1

Item	Usage	Supplies Needed / Purchasing Information	Details	Provided by
No supplies required				

ACTIVITY 2

Item	Usage	Supplies Needed / Purchasing Information	Details	Provided by
Play dough	1 handful per kid	Play Dough- Site Provided Lesson Supplies		Site


ACTIVITY 3

Item	Usage	Supplies Needed / Purchasing Information	Details	Provided by
Activity sheets	Quantity determined by site	8.5"x11" paper	Print in black and white, page 6/7	Site
Markers	Quantity determined by site			Site
Scissors & Glue Sticks	Quantity determined by site			Site
Self Portrait template	1 per kid	8.5x11 cardstock	Print in color, Page 8	Site
Eye stickers	1 pair per kid (2 stickers)	Oriental Trading		Site Support
Colored circle	1 per kid	8x11 multicolored copy paper- Site Provided Lesson Supplies	Copy template (Page 9), cut in half	Site
Colored paper pieces	3 quarter sheets per kid (multiple colors)	8x11 multicolored copy paper- Site Provided Lesson Supplies	cut into quarter sheets	Site
Self portrait examples	3 per small group, reused	8.5x11 cardstock- Site Provided Lesson Supplies	Print in color, Page 10	Site

VIDEOS

Youtube Playlist Link: [KC Site Lesson Playlist \(Kinder-3rd Grade\)](#)


name _____



Tell me about Adam and Eve.
What is God's favorite creation?

Read more about prayer in Genesis 1-2!

name _____



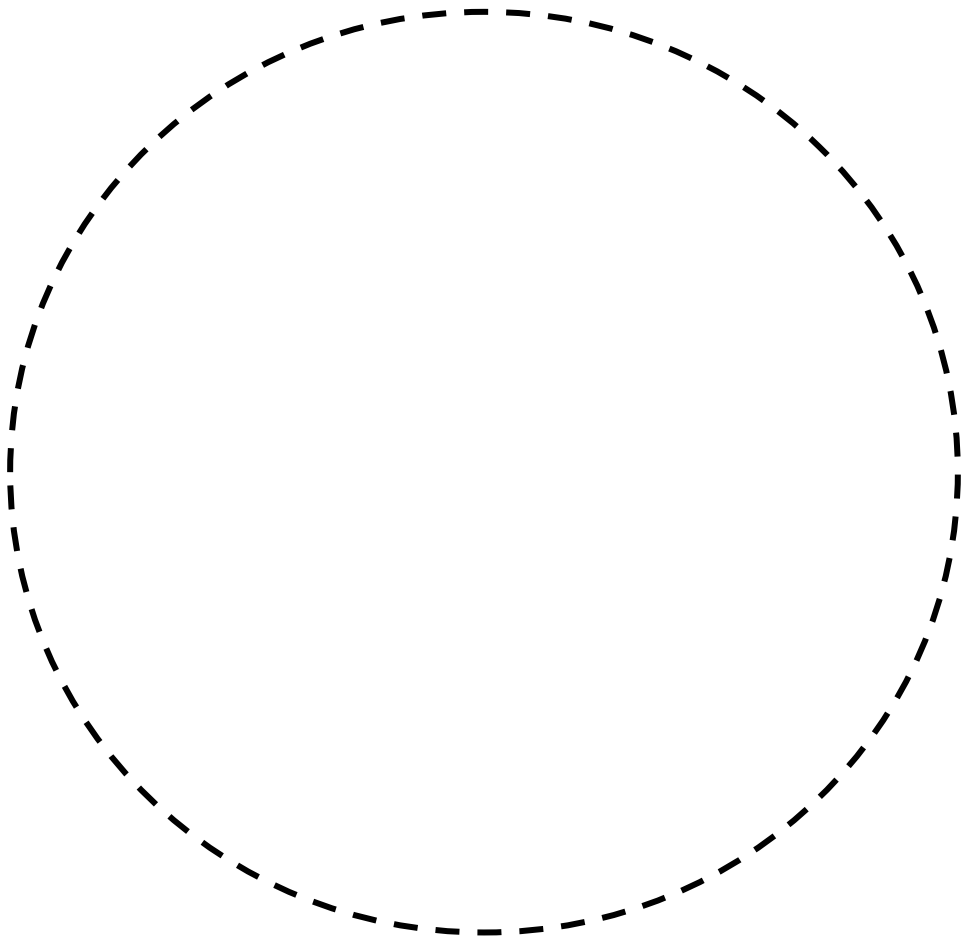
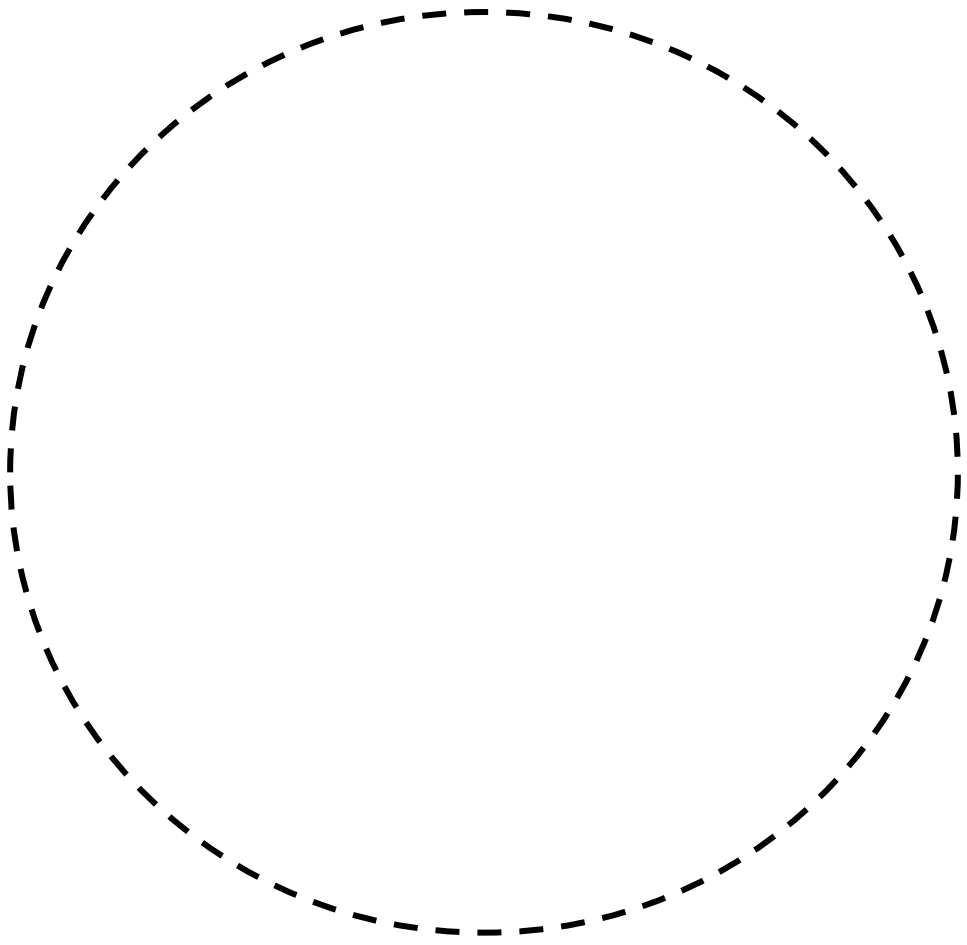
Tell me about Adam and Eve.
What is God's favorite creation?

Read more about prayer in Genesis 1-2!

God Made



Draw it here!





**How are we
different from
God's other
creations?**

**How are you
special?**