

Ocean Preschool Pack {Part 1}



Thanks so much for stopping by my site and downloading this file. I hope that you and your child have MUCH fun together using this free resource! You can find all of my files and links for this unit on this webpage:

<http://homeschoolcreations.com/oceanpreschoolpack.html>

This pack contains early learning printables to use with your toddler or preschooler when studying about the ocean. The vocabulary words were taken from the book [Under the Sea by Anna Milbourne](#). I would highly recommend printing the activities from this set onto cardstock so that they are sturdier for younger hands.


Carisa from 1+1+1=1 has created a fun [Under the {Girly} Sea Preschool Pack](#) that would be a great go-along too with this unit!

If you would like to share, please share a link to my blog or to the page that hosts these files. **Please do not link directly to just the PDF files** (the link you are at now). Please feel free to print this pdf file for your own personal use. They were created for private and non-profit use. Please do not sell or host these files anywhere else.

Created by Jolanthe @ <http://homeschoolcreations.com>


July 2011

Use the top section for your child to practice writing his/her name and add to the front of a lapbook or file folder if storing your child's work. Depending on the book that you use for your adventure, have your child summarize the book and record what they tell you. Add the mini 'book report' to the front of your folder.




what happened in the story?

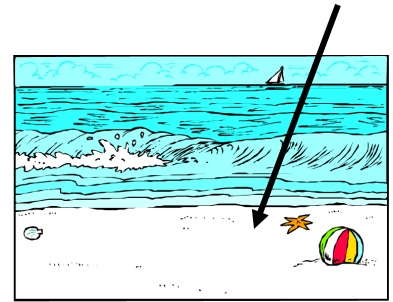
My favorite part of the book was...



waves




ocean




Shore




coral reef



submarine




blowhole




whale



fish



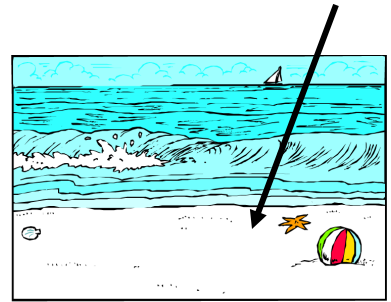
sea turtle



waves




ocean




Shore




coral reef



submarine




blowhole



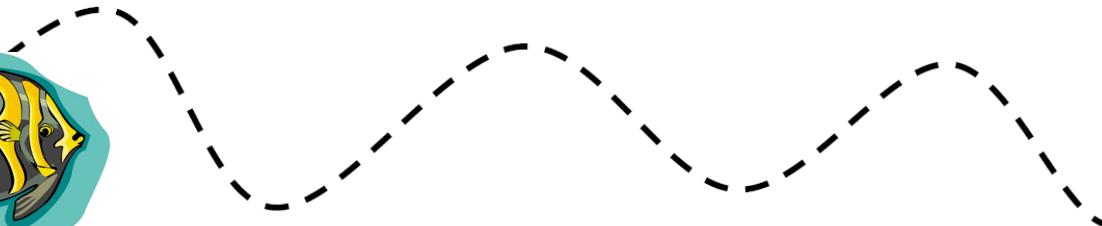
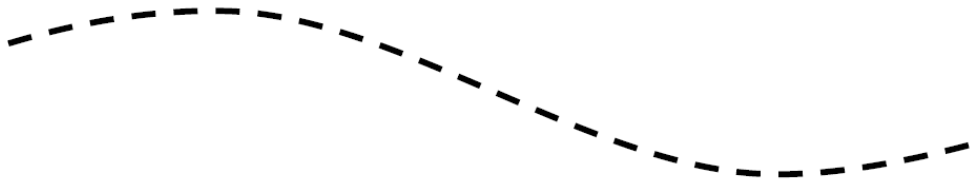
whale

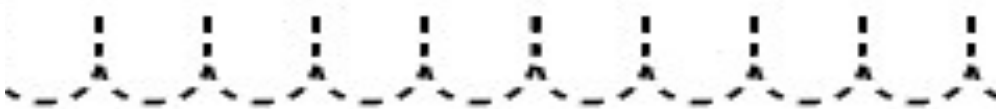



fish



sea turtle




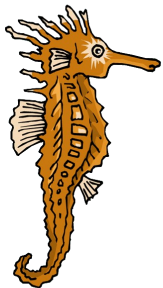




In the Ocean




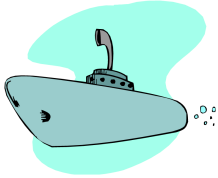

On Land

Cut out the creatures below and sort them by where they live.



Word Matching

Draw lines to match the correct words to the pictures.



ocean

whale

submarine

fish


coral reef

blowhole


sea turtle

waves

How many fish in the ocean?




1	2	3	4
5	6	7	8
9	10	11	12



W	V	S
---	---	---




S	C	O
---	---	---




P	O	S
---	---	---




C	R	O
---	---	---



R	U	S
---	---	---




B	P	R
---	---	---




Y	V	W
---	---	---



F	S	E
---	---	---




I	S	G
---	---	---



waves



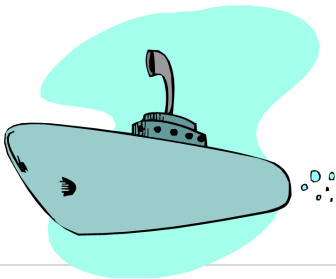
ocean



shore



coral reef




submarine



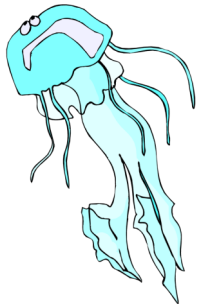
whale




fish




sea turtle




jellyfish




blowhole














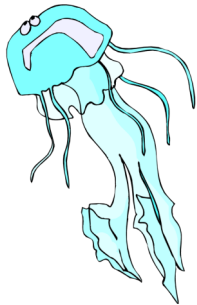
Handwriting practice lines consisting of a solid top line, a dashed middle line, and a solid bottom line.




Handwriting practice lines consisting of a solid top line, a dashed middle line, and a solid bottom line.



Handwriting practice lines consisting of a solid top line, a dashed middle line, and a solid bottom line.



Handwriting practice lines consisting of a solid top line, a dashed middle line, and a solid bottom line.



Handwriting practice lines consisting of a solid top line, a dashed middle line, and a solid bottom line.

Rhyming Word Match

Match the rhyming words by drawing a line between the two picture words that sound alike.

Slide into a sheet protector and use a dry erase marker if you would like to re-use it.

