

# CHICAGO BRIDE<sup>®</sup>

Since 1995



## *Lips Drag Queen Show Palace*

*Chicago's Premeire  
Bachelorette Party  
Destination!*



Lips is the Party Spot Before You Tie the Knot!

# Lips Drag Queen Show Palace Is Chicago's Premeire Bachelorette Party Destination!



**R**eferred as the Windy City's ultimate in drag dining, Lips Chicago is the perfect spot to celebrate your brides to be. Chicago has joined Lips' lineup of successful sister venues in New York City, San Diego, Fort Lauderdale and Atlanta. The unconventional dinner theater located at 2229 S. Michigan Avenue

features a leading cast of nationally recognized Chicago talent, serving up Las Vegas style-shows, delicious food and signature cocktails.

Nobody does Bachelorette Parties like LIPS! Give your bride-to-be an unforgettable night of fierce cocktails and a fabulous show to commemorate her last night as a single lady! The lucky

bride will get her moment on stage, a special celebration song, a bachelorette song, and a souvenir photo card with one of our glamorous drag queens. Lips can also bake specialty cakes in exciting shapes to make your experience that much sweeter!

"The art of drag entertainment is now more mainstream than ever. We

*Lips Drag Queen Show Palace, Restaurant & Bar*  
2229 S Michigan Ave, Chicago, IL 60616 | (312) 815-2662 | [www.lipschicago.com](http://www.lipschicago.com)





**Fierce cocktails, fabulous shows, and her own personal on stage moment with the Queens of Lips to commemorate her last night as a single lady!**



were ahead of the curve when we first opened Lips more than 25 years ago and today Lips is four locations strong with Chicago being the crown jewel for your celebration," said Yvonne Lamé', Lips founder.

Step into a fabulous world of rhinestones, jewels, and chandeliers at Lips Drag Queen Show Palace. Have your bride pose in front of the magnificent pink leopard tufted walls or perhaps on the glamorous onstage throne to capture that last shot of freedom. Unlike anything else Chicago has to offer, the ballroom is sure to bedazzle your special night.

Lips Chicago welcomes guests Wednesday through Saturday evenings and on Sundays for a show stopping Dragalicious Gospel Brunch. Let your tastebuds be as bewildered as you will be by the delicious

creations developed by Chef Tom Schmitt. Nothing says bachelorette like dinner and a show.

"At Lips, we pride ourselves on creating a party from the moment customers walk in the door," added Lamé. "Lips unique brand of world-class drag entertainment transports every guest to a fabulous world full of glitz, glamour and great fun."

Lips Chicago is now open at 2229 S. Michigan Avenue. With themed evening seatings Wednesday through Saturday plus the regularly sold-out Sunday Gospel Brunch, Lips Chicago serves something for everyone. For more information on reservations and themes, visit [www.lipsusa.com](http://www.lipsusa.com).

**About Lips**

Lips is the ultimate in drag dining with show palaces in Atlanta, Fort

Lauderdale, New York City, San Diego and now, Chicago. Its unique brand of entertainment pairs Las Vegas style drag shows with delicious food and signature cocktails in a whimsical, fairytale setting for a winning combination. Lips draws an eclectic crowd and has seen celebrity guests including Whoopi Goldberg, Drew Barrymore, Liza Minnelli, Toni Braxton, Jewel, Missy Elliot, Richard Dreyfuss, Bananarama, Big Ange, Tyra Banks, Anderson Cooper, Dennis Rodman and Cyndi Lauper. Additionally, Lips has enjoyed international media attention as the setting for a variety popular films and TV shows. Since the brand's inception in New York City in 1996, it has experienced steady growth for more than two decades.

.....  
*For more information, please visit [www.lipsusa.com](http://www.lipsusa.com).*





**“At Lips, we pride ourselves on creating a party from the moment customers walk in the door.”**







**Lips**®

Where the  
**BOYS** are **MEN**...  
and so are  
the **GIRLS!**

ENJOY the **VEGAS STYLE PERFORMANCES**  
by the **FEMALE IMPERSONATING WAITRESSES** of **LIPS**

**DINNER & SHOWS**  
**NIGHTLY**

**(312) 815-2662**

2229 S. Michigan Avenue • Chicago • [LipsUSA.com](http://LipsUSA.com)  
NEW YORK CITY • SAN DIEGO • FT. LAUDERDALE • ATLANTA • CHICAGO

**THE ULTIMATE IN DRAG DINING**

The **BEST PLACE** in town to  
**CELEBRATE** your **BACHELORETTE PARTY**



# TAKING IT TO THE NEXT LEVEL



2300 MANNHEIM ROAD • DES PLAINES, IL 60018  
(847) 298-3636 • FOUNTAINBLUE.COM



your style



*Grace Loves Lace*  
"Bonita"



# Feel The Love

Congratulations on your engagement! We are thrilled to be a part of your wedding planning process.

Here at Chicago Bride, we are dedicated to providing you with resources that will make your wedding preparation run as smoothly as possible. That's why we have plenty of amazing advice to ensure that the journey to your special day is as exciting and enjoyable as the day you got engaged!

In this issue, we start from the very beginning with a wedding planner checklist. You'll discover some unique and beautiful places for your wedding. You'll learn about the latest wedding trends for 2020 and advice from other couples on things you should register for that they did not and wish they had.

Learn what questions to ask when booking a photographer and how to get your dream hairstyle for your big day. We have also included some tips on how to pick a gown that flatters you and all your curves and grooming your groom.

You will get expert advice on packing for your honeymoon and be able to try out a new recipe by cooking it together in the Couples Cooking Corner.

Of course, we continue to feature your wonderful weddings in our Real Weddings section, and we are excited to showcase five beautiful brides that are sure to inspire you. Please continue to send in your Real Weddings submissions—you will find the guidelines on our website, [www.ChicagoBrideMagazine.com](http://www.ChicagoBrideMagazine.com).

Happy planning!



Credit: Lisa Diederich Photography // Bride and Groom: Jessica and Theo Kim



Credit: TWA Photographic Artists// Timothy Whaley & Associates



Follow us on Twitter  
[@ChicagoBrideMag](https://twitter.com/ChicagoBrideMag)



## CHICAGO BRIDE MAGAZINE SINCE 1995

ASSOCIATE PUBLISHER

Debra A. Maier

[Debbie@RENPublishing.com](mailto:Debbie@RENPublishing.com)

ADVERTISING ACCOUNT MANAGER

Margaret "Marge" Stack

[Margaret@ChicagoBrideMagazine.com](mailto:Margaret@ChicagoBrideMagazine.com)

BRIDAL SHOW COORDINATOR  
& PRODUCTION

Mark Schmidt

[Mark@RENPublishing.com](mailto:Mark@RENPublishing.com)

CONTRIBUTING EDITOR

Cathy Demetropoulos

[Editor@chicagobridemagazine.com](mailto:Editor@chicagobridemagazine.com)

GRAPHIC DESIGNER &

ART DIRECTOR

Michael Thomas

PUBLISHER

Steven N. Polydoris

[Steven@RENPublishing.com](mailto:Steven@RENPublishing.com)

Phone: 773-866-9900

Fax: 773-866-9881

ADVERTISING DEPARTMENT

[Advertising@ChicagoBrideMagazine.com](mailto:Advertising@ChicagoBrideMagazine.com)

BRIDAL SHOWS

[BridalShow@ChicagoBrideMagazine.com](mailto:BridalShow@ChicagoBrideMagazine.com)

EDITORIAL DEPARTMENT

[Editor@ChicagoBrideMagazine.com](mailto:Editor@ChicagoBrideMagazine.com)

CHICAGOBRIDEMAGAZINE.COM

## CHICAGO BRIDE MAGAZINE

Printed in the USA. Published by Real Estate News Corporation, Chicago, IL 60659. Steven N. Polydoris, President. Chicago Bride is distributed by Subscription as well as over-the-counter sales. No material appearing in Chicago Bride may be reprinted without written permission. Copyright Real Estate News Corporation, 2020.





DOUBLETREE

BY HILTON™

CHICAGO – NORTH SHORE  
CONFERENCE CENTER



# *weddings*

by the DoubleTree by Hilton

*Let us show you!*

Set up an appointment and receive a complimentary wedding planner book  
and we'll tell you how to earn a honeymoon on us!\*

Contact Dear Wungwattana, Director of Catering | [dear.wungwattana@hilton.com](mailto:dear.wungwattana@hilton.com)  
9599 Skokie Blvd. | Skokie, IL 60077 | [ChicagoNorthShore.DoubleTree.com](http://ChicagoNorthShore.DoubleTree.com)

\*Value: 100,000 Hilton Honors Points. New bookings only. Must mention at time of booking. Not to be combined with any other offer. Offer is based on availability; valid for all events secured prior to Dec. 31, 2019.



# chicago bride contents



10

22



12

42



## featured cover stories

- 12** [Adler Planetarium](#)  
Tie the Knot Under the Stars at Adler Planetarium
- 24** [The Haley Mansion](#)  
A Grand Alternative

## before your wedding

- 10** [Wedding Planner Checklist](#)  
Your ultimate wedding to-do list to get you ready and keep you organized for all the craziness that comes with planning a wedding!
- 11** [You are Stylishly Invited](#)  
What's new and sought after for wedding invitations.
- 22** [Items Couples Didn't Register for But Wish They Had](#)  
National Survey by Erie Insurance.
- 38** [10 Questions to Ask Your Photographer](#)  
Capture your picture perfect memories with the right photographer.
- 52** [Top Engagement Ring Trends for the New Year](#)  
Environmentally friendly engagement rings.
- 63** [The Four C's of Diamonds](#)

## your style

- 28** [Get Your Dream Hairstyle for Your Big Day](#)  
Deciding on your hair style doesn't have to be difficult.
- 32** [Grooming Your Groom](#)  
Tuxedo tips for your guy.
- 46** [Finding A Gown That Flatters You](#)  
Questions to ask the bridal salon.
- 36** [Unique Gifts for the Bride and Groom](#)





*Weddings  
at  
Cosley Zoo*

## *“I ZOO” at Cosley Zoo*

At Cosley Zoo, we want your wedding to be wild. That's why we reserve the entire zoo for you and up to 500 guests for an after-hours celebration. Say “I Zoo” on the front lawn or in our outdoor amphitheater.



Experience the first moments after your nuptials with a bit of nature. Use our air-conditioned Kiebler Room as a bridal or groom suite. Stroll the brick walking paths with a glass of wine and catch up with your guests. Add on animal visits. Preferred caterers are available.

Five acres of family, fun and forever. To get started, contact Tami Romejko at 630.510.5040 or [tromejko@wheatonparks.org](mailto:tromejko@wheatonparks.org)







32



60

## your wedding

- 18** [Wedding Trends for 2020](#)  
Plan the wedding of the decade.
- 30** [The Chateau Bu-Sche](#)  
Elegant dining and beautiful surroundings.
- 36** [Bay Pointe](#)  
Where Love Blossoms.
- 42** [Best. Ceremony. Ever.](#)  
How to Make the Serious Wedding Stuff Unique.
- 44** [Gordon Lodge](#)  
130 Acres Where Your Big Day, Can Be Even Bigger.
- 55** [Unique Gifts for the Bride and Groom](#)

## after your wedding

- 56** [At Last.....The Honeymoon](#)  
Tips to help you get packing.
- 60** [Couples Cooking Corner](#)  
Catch up on each others day by cooking together.

## in every issue

- 4** [From The Editor](#)  
Feel the Love
- 34** [Real Weddings](#)  
Diane Polydoris and Charlie Mueller
- 39** [Real Weddings](#)  
Jackie Schultz and Keenan White
- 40** [Real Weddings](#)  
Monica Figueroa and Conner Lohens
- 50** [Real Weddings](#)  
Mary Joyce Lagatao and Nicholas Ventocilla
- 53** [Real Weddings](#)  
Mallory Kendall Holstein and Andrew Dylan Jimenez
- 58** [Real Weddings](#)  
Elizabeth Olson and Antony Cincinelli
- 62** [Real Weddings](#)  
Courtney Kuhnen and Brian Schroeder



your style



*Madeline Gardner  
Morilee Collection*

*"Sheila"*

Style 2135  
Ivory



You want everything to be perfect. Use this checklist to make sure you've covered the necessities.



### 12 to 18 Months Ahead

- Announce engagement to friends and family
- Take engagement photo
- Place engagement announcement in paper
- Determine a wedding budget
- Figure out the style and size of wedding, level of formality, time of day
- Meet with clergy or wedding officiant
- Reserve church or ceremony site (keep in mind it may be a different time than what you want if you don't book early enough)
- Reserve reception site
- Select bridal party
- Reserve florist
- Hire a caterer if the reception site isn't catering the event
- Reserve photographer
- Reserve band, DJ, and/or any other type of musician you want
- Send out "Save the Date" letters or cards

### 9 to 11 Months Ahead

- Shop for wedding dress, headpiece, shoes and accessories; order them as soon as possible
- Make honeymoon plans and reservations
- Meet with bridesmaids to select their attire
- Compile tentative guest list
- Reserve rental equipment if needed

### 6 to 8 Months Ahead

- Arrange for wedding day transportation
- Begin registering for shower/wedding gifts
- Order bridesmaids' attire if you haven't already and begin selecting their accessories
- Select Mothers' dresses
- Discuss where the two of you will live after the wedding and begin looking for places together
- Order your wedding cake

### 3 to 5 Months Ahead

- Book site for rehearsal dinner
- Make a final guest list with names, addresses, and phone numbers and compile a response chart so you can keep track of your guests
- Start the dreaded wedding workout
- Select and order wedding invitations (don't forget to include maps with the invitations and purchase Thank You notes)
- Reserve rooms at hotels for out-of-town guests
- Select groom's attire
- Plan rehearsal dinner
- Make a food tasting appointment with caterer and baker
- Select ceremony readings and music and choose your readers
- Order wedding rings and engraving
- Get the undergarments necessary for your gown
- Meet with ceremony officiant again to discuss obligations to the church, religion, etc.
- Purchase bridal party gifts (and don't forget the parents)
- Purchase wedding favors
- Reserve room for wedding night

### Two Months Ahead

- Now is the time to be calling and reconfirming all those vendor contracts!
- Check requirements for medical tests and marriage license for wedding and honeymoon
- Mail invitations four to eight weeks ahead
- Plan luncheon/special party for bridesmaids
- Choose gifts for attendants and future husband
- Meet with musician(s) to discuss song list
- Meet with photographer to discuss the particular wedding photos you want taken
- Finalize the details for the flowers
- Make final fitting appointment
- Organize ceremony rehearsal arrangements
- Start practicing your makeup if you're doing it yourself
- Make appointment for bridal portrait
- Schedule a practice hair appointment (do any hair color changes and/or drastic cut changes now so it isn't a shock to you right before the wedding)
- Start working on those vows to one another (if you've decided to write your own)

### One Month Ahead

- Make appointment(s) for hair, make-up, manicure, pedicure, and/or massage for yourself and bridal party for the day of or day before your wedding (and don't forget about the Moms!)
- Send your wedding announcement to the paper
- Attend your final fitting
- Make arrangements to change your name
- Put together programs
- Go for a practice hair and makeup appointment. Don't forget to bring your veil or hairpiece!
- Attend your bridal portrait
- Have those vows done!
- Inform your bridal party of the rehearsal and dinner plans

### Two Weeks Ahead

- Pick up marriage license
- Prepare seating chart for reception and rehearsal dinner
- Make a wedding day flowchart of events, hour by hour, to give your bridal party and all key vendors
- Give caterer finalized guest count
- Confirm honeymoon reservations and buy travelers checks
- Break in the wedding shoes
- Between two and four weeks ahead, have a facial and start drinking eight glasses of water everyday

### One Week Ahead

- Pack for the honeymoon
- Give the ushers their instructions
- Confirm all transportation for the wedding day and honeymoon trip
- Gather attendants' gifts to give to them at the rehearsal dinner
- Confirm all vendors again
- Put together your emergency kit for the big day. (Take the whole week to do this so you don't leave out anything crucial!)

### The Day Before

- Attend rehearsal ceremony and dinner; set a specific time for everyone in the wedding party to meet on the wedding day and make sure everyone knows where to go for pictures
- Give gifts to the bridal party
- Lay out all clothes, jewelry and other accessories you'll need for the next day, including your emergency kit
- Discuss receiving-line procedures with parents and bridal party
- Leave gift for the groom to find tomorrow, or exchange gifts with one another today
- Relax and get some rest—tomorrow is a big day!



# You Are Stylishly Invited...

What's new and sought after for wedding invitations!



**W**hen guests receive their invitations to a wedding, it's usually the first glimpse they're getting into the wedding's theme and overall tone of the day. Save-the-date cards serve that purpose and run the gamut from formal to somewhere on the wild side, creating a sense of excitement, anticipation and just plain fun. Crane & Co., a leader in the paper and invitation industry, provided us with some helpful insight on what's new and sought-after for invitations.

## Multicultural/Bilingual Wedding Invitations

Modern weddings have seen an uptick in multicultural marrying, and guests traveling from around the globe to celebrate the momentous occasion. Here's how couples can incorporate their cultural diversity while celebrating their rich heritage when creating their wedding invitations.

- Whether for practical or sentimental reasons, dual and even triple language invitation requests are one of the hottest new trends to hit the industry and currently in high demand. Here's a few ways to incorporate the trend and maintain the elegance you desire:
- Splitting the text top/bottom or front/back

### Tradition:

Far and away, by orders of magnitude, brides continue to select white, ivory or ecru papers for their wedding invitations. The same margin holds true for ink colors – black and charcoal grey, although some subtle changes are appearing, with the use of Navy, Kona Brown and Taupe inks. These combinations are the Little Black Dress and Navy Blue Blazer of wedding invitations – timeless style, appreciated and understood by all.

### Color:

Color does have its place with invitations to less formal, less traditional weddings. And it plays a role in announcing a theme, whether it's green for a garden wedding, blue for a seaside service, or orange, brown or red for an autumn wedding. At Crane, we're seeing fewer of the brash colors, with couples opting for more subtle shades and earthy hues, especially with inks such as amethyst, peacock, celery and dandelion. These are soft yet elegant shades that look lively on ecru or ivory paper. Splashes of color and dimension are being added with ribbons, many times selected and supplied by the couple to reflect a color theme or a family tartan.

### Printing:

Engraving remains very popular, as does letterpress. Both create three-dimensional attributes to the wedding invitation. Letterpress creates an impression in the paper; engraving creates raised images and captures fine-line detail. Engraving allows for greater latitude with paper colors, as engraving inks are opaque, so the color of the paper doesn't bleed through and change the color of the ink.

### Shapes:

The shapes and sizes of wedding invitations remain pretty traditional, but two trends are emerging. We are seeing a return to larger sizes, such

as Royalty, and elongated vertical and horizontal shapes are finding increasing favor. Also continuing to find favor among today's brides are folders, pockets and wraps to hold all the important information together in one place.

### Personalization:

Monogramming is always in, both the traditional and the creative. Many couples will have their stationer create a duogram on their invites using both the bride's and groom's initials. Monogramming makes a perfect "brand" for the event and can be carried from save-the-dates to the wedding cake.

### The Environment:

Many couples are looking for ways to demonstrate their commitment to the future of the environment. Among the ways to demonstrate environmental responsibility are selecting tree-free cotton or recycled papers, vegetable-based inks, sending the invitation in a single envelope or by using a postcard for RSVPs.

### Emerging Trends: One old and one new.

Making a big comeback are "Within the Ribbon" cards. These cards are sent to the closest friends and family members, who will be seated in the front of the church or other venue. These rows are clearly marked by ribbons. The guest gives the Within the Ribbon card to an usher and is then escorted to the designated rows – sort of the "velvet rope" for wedding ceremonies.

And finally, with the increased popularity of wedding websites, many couples will include a card with their website URL, directing guests to activities, accommodations and other important information.

*Courtesy of Crane's ([www.crane.com](http://www.crane.com))*

family traditions by adding cultural references on the invites such as a special quote, images, fabrics, papers, etc. that are reflective of the couple's cultural heritage. For example, adding an Ohm or an image of Genish for an Indian wedding

*Tips from Melinda Morris of Lion in the Sun papery, [www.lioninthesunps.com](http://www.lioninthesunps.com)*




Under The Moon and Stars

# 5 Tips to Creating A Truly Chicago Wedding Experience (that's out of this world).

**C**ongratulations: You're engaged! Do you love your fiancé(e) to the Moon and back? Was your love written in the stars, or were you more star-crossed lovers? Whatever your story, you deserve to shine with the most important people in your Universe at an event that is out of this world. Here's how to get started:

## Choose an Instagrammable Location (with a picturesque view!)

With the best views of the iconic Chicago skyline anywhere in the city, the Adler Planetarium is situated on the beautiful shore of Lake Michigan. Your wedding can be set against this storybook backdrop from "We're gathered here today" to "Thank you for coming!" Ceremonies on the plaza and cocktails on the terrace offer an al fresco setting while receptions in the Daniel F. and Ada B. Rice Solarium treat guests to Chicago's glittering skyline through a wall of glass and panoramic views.



Ready to say, "I do" under the stars at the Adler Planetarium? Contact Megan Dempsey to arrange a tour.  
Email: [mdempsey@fftchicago.com](mailto:mdempsey@fftchicago.com) • phone: 847.745.5146 • or visit [adlerplanetarium.org/chicagobride](http://adlerplanetarium.org/chicagobride) for more information.





**Book a Venue Your Guests Won't Forget (like a Chicago icon!)**

From the moment your guests enter the 1930 building of the Adler Planetarium—a historical landmark!—they will be greeted by prismatic rainbows that the Sun creates in the aptly named Rainbow Lobby during the afternoon hours. Then, they'll be transported to another world while enjoying cocktails amid the futuristic architecture of the Clark Family Welcome Gallery followed by a reception in the Daniel F. and Ada B. Rice Solarium with the twinkling lights of the skyline punctuating every toast. Later, they can dance the night away in the Grainger Sky Theater on a floor lit by LED lights while the wonders of the Universe swirl on the dome overhead. These spaces are both visually stunning and customizable! You can select your choice of colorful lighting for the walls and ceiling and projections featuring your monogram, hashtag, or whatever you wish.

**Serve Exceptional Food (featuring local ingredients!)**

The Adler Planetarium's exclusive caterer, Food for Thought, provides the means behind some of Chicago's most treasured moments. Led by Executive Chef Jason White, Food for Thought crafts custom dining experiences designed with your vision and expectations of deliciousness in mind. With menus that incorporate local and organic ingredients, the team leaves no taste bud untapped.

**Enjoy Midwest Hospitality (that's unsurpassed anywhere!)**

The staff at the Adler Planetarium and Food for Thought take the utmost pride in serving every guest that walks through their doors. To them, a dish isn't finished until it's serving you and yours and every detail of your day is given their full attention. Their staff is friendly and attentive, and

the generous spirit of everyone on the team is evident; their hospitality shines above all.

**Give Your Guests the Moon (and the stars!)**

Dazzle your guests with the marvels of the Universe! From critically-acclaimed sky shows in the immersive and breathtaking Grainger Sky Theater to scientific demonstrations and interactive experiences, the Adler Planetarium offers several enhancements that will take your event to the stratosphere. Your guests can travel through the cosmos, see the Moon, planets, and stars with their own eyes through a telescope (subject to weather and staff), or participate in educator-facilitated activities that cast them in the role of scientist, engineer, astronaut, or creative problem solver.

But don't just take our word for it...





Credit: Kristin La Voie Photography



Credit: Gerber + Scarpelli



Credit: Caitlin Lisa Photography



Credit: Clary Pfeiffer // Floral & Decor by Yanni Design Studio



Credit: Kehoe Designs



Credit: Caitlin Lisa Photography



## Here are a dozen more reasons to choose the historic Adler Planetarium for your wedding:

- Best of Weddings, The Knot, 2019
- Most Popular Wedding Venue in Illinois, Cosmopolitan, 2019
- 15 of Chicago's Most Unique Wedding Venues, Here Comes The Guide, 2018
- Best Chicago Event Spaces, Crain's Chicago Business, 2018
- 5 Uniquely Chicago Wedding Experiences, TravelersQ.com, 2018
- Best Venues in America, BRIDES Magazine, 2017
- The Most Beautiful Wedding Venues in the U.S., Conde Nast, 2016
- Illinois' Most Gorgeous Wedding Venue, PureWow, 2016

### Julie S, 10/26/2018, The Knot

The Adler Planetarium was our dream venue. It was where we wanted the wedding. Period. So the fact that they were so accommodating and easy to work with was a total added bonus.

From day one, Anna Ditton was helpful, fun and always available to answer any question big and small. Food For Thought catering was delicious, just as we had heard from others. We were lucky enough to have our ceremony outside, as well as cocktails and then the reception in the Skyline Solarium which had our guests raving (they are STILL raving).

Then to top everything off, we finished the night with an amazing afterparty in the Sky Theater—or Rave Dome as my friends now call it—with lights like you have never seen. I tear up thinking about how absolutely perfect and easy everything was.

From start to finish, outside to inside the evening had a great flow and awesome energy. Adler and Anna made our dream come true.

### THANK YOU

"Adler is seriously the dream wedding venue for anyone getting married in Chicago! The view is just breathtaking and seeing our ceremony pictures come back with the skyline and lake in the backdrop...it's stunning.

Our guests were simply in awe and it was so fun to see probably half of them change their own Facebook profile pictures to ones from our wedding! Café Galileo was an easy room to transform and they didn't have a lot of the restrictions other venues in Chicago do, which was an added bonus.

Plus, you get to work with Anna Ditton (event coordinator) and Food For Thought Catering, who work tirelessly to make the night perfect (reviewed them separately under Food for Thought). This was by far the best decision we made for our wedding and I promise you won't be disappointed!"

Courtney B, 6/29/2016, The Knot

### Thank You

"I truly don't think words will do this review justice. I knew I wanted to get married here long before my now-husband proposed. The views are spectacular and I wanted to have as close to a beach wedding in Chicago as I could get. Elyssa at FFT coordinated everything so perfectly for us. I never had to worry about a single thing (except Chicago weather in May, which turned out so beautifully, much to my surprise!). I wish I could give so many more stars because the venue and the staff deserve it. It is so worth the price tag and all of our guests were so amazed. The added telescopes and signature drinks were so fun and it felt like an evening out of this world. I truly don't think you can get any better in Chicago."

Allie G. 07/06/2019, The Knot

"My husband and I had our September wedding reception at the Adler Planetarium. It could not have been a more perfect venue to show off the beautiful city of Chicago. Our guests from both out of town and from Chicago all raved about how fabulous the view and the event space are. Anna Ditton and Food for Thought provided the best food we have had at a wedding. Working with working with a good friend! No question is too silly to ask! We cannot recommend the Adler and FFT Catering/Anna enough for an event to remember."

Valerie B, 10/29/2018, The Knot



your style



*Galia Lahav*  
"Aretha"





# Weddings

& Events at the DoubleTree

**Weddings • Receptions  
Rehearsal Dinners • Showers  
Post Wedding Brunches  
Engagement Parties**

5000 West 127th St., Alsip, IL 60803  
708.272.4200 | [chias\\_ds@hilton.com](mailto:chias_ds@hilton.com)  
[ChicagoAlsip.DoubleTree.com](http://ChicagoAlsip.DoubleTree.com)



From intimate to elaborate,  
we will help you create  
your personal event that  
is unique to your style!

*Special Pricing  
Options for  
Fridays & Sundays*

*Mention this ad and receive a free gift  
when you book an event with us!*





Exquisite Cuisine in A Historic Setting

# The Haley Mansion

*The massive limestone structure took two years to complete. It stands three and a half stories high and boasts immense front and back balconies...*

**T**he Haley Mansion was built in 1891, named after its inceptor, the then Joliet mayor, who envisioned the "Castle on the Hill" to overlook the city. He commissioned nationally known architect and certified Egyptologist Frank Shaver Allen to design his dream and make it a reality.

The massive limestone structure took two years to complete. It stands three and a half stories high and boasts immense front and back balconies. The Mansion has since been updated to include important modern-day amenities necessary for events, such as central air, beautiful bathroom, handicap friendly and an in house sound system.

However, efforts were prioritized to maintain all of the original oak, cherry, and mahogany woodwork, stained-glass windows, intricate friezes, ornate adornments and six fireplaces throughout in addition to the authentic Victorian décor.

The Haley Mansion offers an array of cuisine options, ranging from tower room service, delicious hors



d' oeuvres, lobster martini appetizers, a wide variety of plated dinners, fabulous sweet tables, wedding cakes, late night snacks and let's not forget libations. An onsite event planner is available via appointment for private tours.

Event duration is 5 hours, and your guests will be able to enjoy full use of this historic mansion as well as the majestic ballroom, lush gardens, walkways, and a beautiful brick patio with wrought iron furniture overlooking the ponds and gardens.

The Haley Mansion | [thehaleymansion.com](http://thehaleymansion.com)

17 S Center St, Joliet, IL 60436 (P) 815-726-6800 | Photography compliments of Timothy Whaley & Associates (TWA)











# Plan the Wedding of the Decade

## Top Wedding Trends

*We've scoured the top expert sites to bring you the latest and hottest trends for the year.*

*By Cathy Demetropoulos*



Croatian Riviera

**W**edding trends are one of the things we look forward to every year – what's in, what's out, what's changing. As with any other industry, wedding trends dictate a new way of doing business to keep up with the changing times. Basically, "out with the old and in with the new".

We've scoured the top expert sites to bring you the latest and hottest trends for the year. Generally speaking, the overall trend for weddings is smaller, elaborate yet earth-conscious, with a general vibe of individuality, personalization and

interactive experiences. So, if you're planning a wedding this year, you'll want to keep this handy resource guide in your planner or work with your wedding coordinator to incorporate some of these desirable trends.

### **Exotic Destinations**

Before you do anything, you must decide on a location. Will this be local or destination? For those considering a unique destination wedding, there are always the tried and true standbys: Mexico, Hawaii and the Caribbean. However, couples are now choosing more exotic loca-

tions, making their event an experience; truly, once in a lifetime. Locations like the Croatian Riviera, Greek Islands, South Pacific or even Asia are trending. Part of the reason for this shift is that couples are getting married at an older age than in previous years. They are more secure in their finances and more secure in what they want...and they want experiences.

### **Less is More**

You may be wondering...how will I get hundreds of people to these exotic locations? This brings me to our next trend: micro weddings.

Couples are opting for exclusive yet more elaborate weddings versus large, traditional weddings. Think quality over quantity and an overall exclusive feel. Close family and friends are taking precedence over work colleagues and long-lost acquaintances or even distant relatives.

### Unique Venues

Your venue will set your vibe. Raw spaces, such as a loft, industrial warehouse, barn or art gallery are a great way to introduce a lot of your personal style and allow you to “shape” the look and feel of your wedding, overall. For these types of venues, couples can decide on the level and presentation of everything from food and drinks to setup and decor.

### Focus on Vibe

Of course, the vibe of your wedding is based on your tastes and personalities. Are you more classic and traditional or do you want something personalized and individualized? However, no matter your style, the below elements are being incorporated at a higher rate.

**Eco-Friendly Weddings:** It’s always a nice day for a green wedding. Couples are increasingly becoming more eco-conscious, choosing venues with a recycling program and caterers and florists with a composting initiative. It’s about zero-waste in all forms. Things like omitting plastic straws, using recycled paper and soy-based inks for the invitations, and, when applicable, opting for locally sourced, farm-to-table food providers. Elaborate centerpieces with cut flowers are being replaced with lush, potted plants that can also be taken home as party favors by guests and replanted. Couples are even opting for heirloom gems and rings!

**Unplugged Weddings:** You want to take in the emotional experience of a wedding as much as possible, and technology is a distraction for both guests and couples. A technology-free wedding allows everyone to be in the moment. We’ll see more couples request phone-free ceremonies and opt for honeymoon locations with limited Wi-Fi reception, where they too, can unplug and unwind.

**Spiritual Weddings.** Sticking with the unplugged feel, couples are tapping into creating an ethereal vibe by having “smudging” their ceremony altar with sage, hav-



ing rose quartz crystals as party favors or offering aura-reading photobooths for guests.

### Distinguished Decor

The biggest trend we will see in 2020 is the use of color. According to [theknot.com](http://theknot.com), the color of the year will be neo mint, which is replacing the long-standing millennial pink of the past. Following close behind will be cassis (a color between pink and purple), darker shades of blue such as denim, and yellow. Gone are the gold, silver and sparkly neutrals, as well as pastels, which would be better saved for bridal showers. We will see these bold color trends used throughout decor, linens, flowers and party favors and even in attire. (see below)

Of course, your choice of decor should flow with the type of vibe and feel you want to have for your wedding. Some trends you can think about incorporating are:

**Bold statements.** This is something unique that represents you as a couple. It could be a hanging floral ceiling (flower walls are on the way out) or a cascade of flowers and balloons in the photo op area. Make it something sure to get your guests talking.



**Textured Tabletops.** Various colored linen textures and patterns abound, while matching color schemes are out - think gold and rose gold-colored flatware and mismatched dinnerware and glassware.

**Lit Lighting.** Uplighting and flood lighting is a thing of the past. Couples are getting unique in this department as lighting is key in creating the ambiance you want to create. LED bars and dance floors, tube lighting, twinkling string lights, hanging installations and neon phrase or word signs make for some cool Insta photos. Of course, candlelight will always be classic for weddings, regardless of trends.

**Switched-up Seating.** Matching round tables are giving way to long, winding tables, U-shaped layouts or tables of mixed shapes (round, rectangular, square, long farm tables, etc.) Tables can also be pushed together to create different overall schematics.

**Funky Flowers.** How do you update flowers, you ask? 2020 is about individuality and making statements. Flowers and petals are being painted, spray painted or dip-dyed in everything from frost and metallics to themed pops of color. Dried flowers and herbs like lavender are also something we're seeing. Brides are weaving them into their hairstyles, choosing to use them as confetti, pressing them into invites and incorporating edible versions into their food and drink menus (see below).

### Food & Drink

How can food and drink be trendy, you ask? Consider these up-and-coming trends in the culinary and libation department:



**Spirited Sips**

**Inclusive/Customizable menus.** Next to the bride, the next thing guests will be talking about is the food, so couples are making sure it's all-inclusive and on point. We're seeing attention and sensitivity towards dietary needs of guests, such as providing nut-free, gluten-free and vegan options. Similarly, for those who cannot or will not consume alcohol, more attention is being given to offering non-alcoholic, or "mocktail" drink options.

**Spirited Sips.** Mixology is taking center stage at events - especially weddings.

Complex, molecular, artisan cocktails are getting more attention and the preference of gin over vodka is emerging. Instead of sugary mixers like juices, we're seeing more low-calorie, carbonated mixers, both alcoholic (prosecco, champagne, cava) as well as non-alcoholic (flavored sparkling waters). Mezcal, a smokier version of tequila, is also popular and being offered in various flavors and varieties.

**Self-Serve Refreshments.** Sure, you can have guests order from a mixologist or waiter, but it's more fun and

*Continued on Page 64*





Hilton

ROSEMONT / CHICAGO O'HARE

Edward Fox Photography

We share your vision for a perfect night.  
Let Hilton Rosemont make all of your dreams a reality.

- Elegant & spacious ballrooms
- Minutes from O'Hare International Airport with complimentary airport shuttle
- Exceptional service
- Innovative cuisine
- Luxurious accommodations

5550 N. River Road, Rosemont, IL | 1-847-678-4488 | [www.rosemont.hilton.com](http://www.rosemont.hilton.com)



@HiltonRosemont



Edward Fox Photography



Furla Studio Victoria Sprung Photography, LLC





Survey Reveals...

# Items Couples Didn't Register for but Wish They Had

Conducted by Erie Insurance

A national survey by Erie Insurance asked about items couples didn't register for but now wish they had, as well as gifts they are still glad they registered for versus ones they regret. The survey also asked respondents about their most unusual wedding gifts, their attitudes on various etiquette topics including registering for money, and their advice to other couples registering today.

Common registry items people didn't register for but now wish they had included a robotic vacuum cleaner, an air fryer and lawn equipment. Below is a ranked list of what people wish they had registered for.

When asked to name their favorite gift that they registered for and received, one person said an elephant ride; another said a trip to Paris; and another said his and hers matching bathrobes. Regarding items people most regretted registering for; write-in answers included a back scratcher, dog seat covers, and "too many casserole dishes."

Some of the more unusual gifts couples received were regifts. One person said they received a restaurant gift card for an odd amount, as if part of it had been used. Another received a registry book that had already been written in.



Respondents also weighed in on etiquette topics, including registering for money. While two-thirds of people (66%) think registering for money is fine, the other third (34%) think it's tacky/in poor taste. Registering for money is least socially acceptable in the Northeast, where 41% of respondents think it's in poor taste, while it's most accepted in the South, where fewer than a third (30%) think it's tacky.

Almost half of those surveyed (46%) said they registered for money. Of those, nearly half (45%) said it was for general use, while 31% said it was for a honeymoon. Ten percent said it was for

a down payment on a house, and the same percentage said the money was for a home improvement project.

People were of two minds when it came to offering advice to couples registering today. Several said they'd advise couples to register for expensive items they'd never buy for themselves (one said to register for "something special that will make you cry when you see it") while others encouraged registering only for practical items they would use often, with one saying "get the needs out of the way before the wants."





*Stand Mixer*



*Lawn Equipment*



*Luggage*



*Barbeque Grill*



*Robotic Vacuum Cleaner*



*Air Fryer*



*Bread Maker*



*Food Processor*



*Food Saver/vacuum seal system*



*Tools*



Exquisite Cuisine in A Historic Setting

# The Haley Mansion

*The massive limestone structure took two years to complete. It stands three and a half stories high and boasts immense front and back balconies...*

**T**he Haley Mansion was built in 1891, named after its inceptor, the then Joliet mayor, who envisioned the "Castle on the Hill" to overlook the city. He commissioned nationally known architect and certified Egyptologist Frank Shaver Allen to design his dream and make it a reality.

The massive limestone structure took two years to complete. It stands three and a half stories high and boasts immense front and back balconies. The Mansion has since been updated to include important modern-day amenities necessary for events, such as central air, beautiful bathroom, handicap friendly and an in house sound system.

However, efforts were prioritized to maintain all of the original oak, cherry, and mahogany woodwork, stained-glass windows, intricate friezes, ornate adornments and six fireplaces throughout in addition to the authentic Victorian décor.

The Haley Mansion offers an array of cuisine options, ranging from tower room service, delicious hors



d' oeuvres, lobster martini appetizers, a wide variety of plated dinners, fabulous sweet tables, wedding cakes, late night snacks and let's not forget libations. An onsite event planner is available via appointment for private tours.

Event duration is 5 hours, and your guests will be able to enjoy full use of this historic mansion as well as the majestic ballroom, lush gardens, walkways, and a beautiful brick patio with wrought iron furniture overlooking the ponds and gardens.

The Haley Mansion | [thehaleymansion.com](http://thehaleymansion.com)

17 S Center St, Joliet, IL 60436 (P) 815-726-6800 | Photography compliments of Timothy Whaley & Associates (TWA)







your style



*Madeline Gardner  
Morilee Collection*

*"Shania"*


Style 2140  
Ivory, Ivory Rose



# The Radiant Bride Detox

*What to Eat... And Not to Eat*

Dieting for your wedding day shouldn't leave you obsessing over grams of fat or counting calories. And it shouldn't make you grumpy or miserable. It also shouldn't have you crash dieting and obsessively weighing yourself. Instead, this Radiant Bride Detox + Diet is all about finding the foods that are causing you to feel bloated, your skin to look less than luminous, and your body to hold on to weight it doesn't need.



## PREP.

Before you start the twenty-one-day Radiant Bride Detox you need to prepare mentally, physically, and logistically. Before you get started, it's important to . . .

## THROW AWAY YOUR SCALE.

I know you want to lose weight, but trust me on this. When you're stressed out over the number on the scale, your body doesn't know the difference between the stress it feels from feeling fat and the stress your ancestors used to feel during a slow hunting season, when holding on to fat was evolutionarily adaptive for survival. As a result, your cortisol levels spike and your body goes into immediate fight or flight mode. When those cortisol levels spike, losing weight is all but impossible. Plus, the number on the scale tells you nothing about how hot you look, so let's start by throwing that sucker away and instead measuring our health, wellness, and beauty by how we feel.

## PREPARE YOURSELF MENTALLY.

What we're about to do is going to be challenging, but it's only for a very short period of time and, after that, you will know exactly how to eat for beauty and health. Twenty-one days is nothing to "pay" for that, right?

## BUY A JOURNAL.

The most important part about this detox is figuring out what works for you, and to do so, you're going to need to keep track. It's essential that you're able to keep this with you all the time, so make sure that it's small and handy. You can even use the "notes" on your phone, if that's easier for you—just be sure it's set to back up so you don't risk losing it.

## TELL FRIENDS AND FAMILY.

While this detox in no way needs to put your social life on hold, it does require you to take some extra steps to ensure you know what you're eating in order to accurately document how your body responds. Rather than having to explain at each social occasion why you're passing on the booze, fill in your nearest and dearest and ask for their help and support. Or, better yet, get them on board, too! You definitely don't need to be getting married to do this detox!

## ALTER PLANS, IF NEEDED.

Look at your calendar for the next three weeks. Planning a dinner with your best friends at your favorite Mexican restaurant? Ask them to come over for dinner instead so you know what you're eating (restaurants often add gluten or dairy unknowingly) or call the restaurant ahead of time to discuss the menu options that will be best for you.

## CLEAN OUT YOUR KITCHEN.

Having to rely on willpower sucks. Give yourself the greatest odds of success by doing a major clean out. If you live with your fiancé, family members, or roommates, you're going to have to get them on board, too (or just ask them to keep their special stash in hiding), so you're not tempted. While you're at it, check out any supplements you usually take to ensure they're gluten- and dairy-free as well.

## KNOW YOU MAY FEEL WORSE BEFORE YOU FEEL BETTER.

Many of us are walking around with pounds of toxins in our bodies (some experts say an average of five to twenty pounds!). It's completely normal to feel like crap as your body works to elimi-



nate them. It's also normal to gain weight as your body releases built-up toxins until you're able to eliminate them. This is a normal—and temporary!—part of the process.

### CLEAN OUT.

Spend time getting familiar with the chart and clean out your kitchen of everything labeled "Don't Eat" and load up on everything in the "Eat" list—having lots of delicious healthy options easily accessible will make sticking with this plan exponentially easier.

### DETOX.

For the next twenty-one days eat ANYTHING you want from the "Eat" list, without worrying about portion control (whatever that means!), fat, calories, or anything else you've worried about before. Be creative, try new recipes (pick up my first book, *The Recipe for Radiance*, for lots of beauty-boosting recipes!), and crowd out all the foods you own on your "Don't Eat" list with loads of delicious new ones. Experiment with herbs to deliciously and detox-friendly flavor foods. And remember, if you can't pronounce it or can't recognize it, skip it. Unlike other diets, this detox is about tapping into your body and your needs. Prefer to graze throughout the day? Go for it! Rather have three sit-down meals? Wonderful! Like to play it by ear based on how you're feeling? Even better, since hormonal fluctuations, activity levels, and stress all affect how much food we need.

### DRINK LOTS OF WATER.

It not only helps your skin to radiate, it also helps to support your body's detoxifying mechanisms. Aim to drink at least eight 8-ounce cups a day.

### PAY ATTENTION TO HOW YOU FEEL . . . AND WRITE IT DOWN!

Unlike food journals you've perhaps done in the past, this isn't about keeping track of what you eat in order to stay within a restricted calorie or point allotment so much as it is about keeping track of how you feel when you eat certain foods. The goal in embarking on an elimination diet is to see what works for you and what doesn't and the best way to spot patterns is to write it all down so you can go back later and evaluate what you've found. The key here is to write down both what you eat and how you

feel both immediately after eating anything as well as if how you feel changes later. Ask yourself these questions when you're journaling: How does my stomach feel? How are my energy levels? How is my skin? Have I been going to the bathroom regularly?

### LET YOUR BODY REST AND HEAL.

It takes your body eight hours to fully digest food. Give yourself a full twelve hours between dinner at night and breakfast the next morning to allow your body to fully process and release toxins.

### MAKE SURE YOU GO TO THE BATHROOM.

Going to the bathroom is an essential part of detoxing but any change in a diet plan can cause your bowels to either go into overdrive or stop altogether. This is largely based on how you've been eating before now. If you're constipated, make sure you're drinking enough water, eating enough fiber (leafy greens, dried fruit), and exercising (even just brisk walking). If you're still not going, pick up some Natural Calm at the health food store and use as directed.

### EAT CALMLY.

When you're constantly eating on the run or while judging your food choices, you're putting your body into stress mode and sending a message to it to hold on to every last bit of body mass. Sit down, enjoy it, and savor it. You'll reduce your body's stress response and allow your body to focus on digestion (and enjoyment!).

### CHEW.

Just like you can exfoliate your skin to break down dead and dull skin cells chemically (with fruit acids, for example) and manually (with anything granular), your food is also best digested when both manually and chemically broken down. When you swallow your food without chewing it thoroughly, you skip the mechanical breakdown and rely solely on the chemical processes that take place in your stomach, putting undue strain on your belly. The result: bloat, constipation, diarrhea, and more! The goal should be to chew your food until liquefied in your mouth (gross as it sounds) to help your body to more efficiently use the energy you need and eliminate the rest.

### TAKE A PROBIOTIC.

Talk with your doctor about adding a probiotic to your daily routine. For many of us (especially if you've taken antibiotics in the past, have eaten a lot of meat and dairy, or just have persistent stomach issues) our gut bacteria is out of balance and a single pill a day can help put everything back in balance.

### EASE INTO IT, IF NEEDED.

If your diet up until this point has been largely fast food and processed, packaged snacks, take an additional week before starting the cleanse to slowly cut back on processed foods and add in healthier foods.

### EASE OFF OF CAFFEINE.

If you're struggling with caffeine dependency and feeling the effects of stopping cold turkey, gradually switch from coffee to caffeinated tea or yerba mate to help ease the transition. Alternatively, try starting your morning with spicy warm water with lemon (just add a dash of cayenne to a mug full of hot water and lemon juice) or an energy-packed chocolate "milk" by stirring a tablespoon of raw cacao powder into a mug of hot almond milk.

### WHAT YOUR CRAVINGS ARE TELLING YOU.

If you're craving sweets: you probably need more sleep and emotional support. When all you want to do is dive into a bag of candy, it's usually your body looking for a quick energy boost or the food equivalent of a hug from sugar's immediate endorphin boost. Try getting more sleep and get a real hug from your significant other instead! No time to sleep or no one to hug right away? Fresh fruit and sweet vegetables (like sweet potatoes and carrots) can often satiate a sweet tooth, healthfully.

If you're craving chocolate: you may need more magnesium, which can be found in nuts, seeds, and legumes.

If you're craving carbs: you're probably not getting enough protein and/or are just feeling down. Next time you're craving a big bowl of pasta, get your serotonin and dopamine boost by getting a massage, taking a bath, or catching up with a girlfriend, all with a protein-packed snack.



# Get Your Dream Hairstyle for Your Big Day

Once you've determined your wedding theme and secured the perfect dress, deciding on your hairstyle doesn't have to be difficult.



## Before The Big Day

Test the waters! Schedule 1-2 hairstyle trials with your stylist. Create a look book or pin any images you are drawn to, including pictures that represent your wedding theme/style, and, of course, of your wedding dress. During your consultation, your stylist can determine your hair type, evaluate and treat any concerns, and discuss your vision for the big day.

## Your Trial Appointment(s)

Bring along any inspirational pictures of wedding looks and hair style ideas, jewelry, hair accessories, and/or your veil. If you're still deciding on your dream 'do, some salons, including DreamDry, offer a style menu and expert advice to guide your selection.

If you love the look and feel of your hair, make the investment and purchase the products used during your service. We highly recommend the purse size versions for your wedding day!

## Test your Style

Give your trial style a run through. Enjoy an evening out with your bridesmaids to test the longevity and to determine if the style needs to be tweaked.

## Take Photos with your Hairstyle

Taking photos from every angle will give you an idea how your style and accessories will look on your big day!

## Your Wedding Day

The night before, shampoo and treat your hair with the recommended products from your trial. Unless advised, refrain from putting product in your hair.

*Tips courtesy of Felicia Mani, DreamDry Chicago Salon*

# 8 Awesome Places to Plan a Brewery Wedding

*Celebrate your love in a brewery!*


**L**ast year, we shared 9 Breweries That Prove You Can't Beat a Brewery Wedding, so we wanted to create another collection for couples on the hunt for a brewery wedding venue that ups the fun quotient.

As Mary Mayo, Catawba Brewing's creative director, surmises, "Anybody who is even considering a brewery wedding is automatically a really fun person!" Unique design also typically comes built-in at many breweries, and the juxtaposition between beautiful flowers, centerpieces, and other decorations against historic brick warehouse walls, exposed pipes or aging barrels makes for striking photo backdrops.

And while not every brewery has stepped into the wedding market, those that have tend to give couples lots of freedom when it comes to planning their big day, since a laid-back attitude and atmosphere are what make breweries so fun to hang out in — wedding day or not! So get inspired by the creative brides and grooms who've held weddings at these eight unique brewery venues.

**Catawba Brewing | Charlotte, NC**  
**Barrel Room: 230 guests seated**

Catawba Brewing's success hosting



A couple walks down the aisle with beers during a wedding at SanTan Brewing. (Megan Robbins)

weddings at their Asheville brewery led them to invest in building out a 4,300-square-foot private barrel room in their Charlotte location. They specifically wanted to create a space that would be stunning for both ceremonies and receptions. "It actually saves them money and frustration," Mayo says, "and we love being such an important part of our customers' lives."

Mayo also notes that couples aren't limited to brewery bar stools and tables, and are welcome to utilize any furniture options

they want. She encourages wedding parties to look into all the fun shuttle options that exist in Charlotte — classic old cars, trolleys, carriages, party buses, or even being chauffeured by the Ghostbusters.

**SanTan Brewing | Chandler, AZ**  
**Indoor + outdoor space: 120 guests**

Looking for a brewery that also serves excellent food? SanTan Brewing has made a commitment to "changing the face of catering by embracing a niche of being one of the only breweries in

*About the Author: Shawndra Russell, is the owner of Shawndra Russell Communications, a full service communications firm based in Asheville, NC. Off-duty, she loves trying new craft beers, traveling, reading, doing something athletic like mud runs or volleyball, or checking out live music.*





A couple poses during a wedding at Brown's Brewing in NY. (Brown's Brewing/Hitlin Photography)

Arizona to focus on the importance of supplying great food alongside our own great craft beer," according to their Wedding.com profile. To fulfill this commitment, they offer a large menu with many dishes flavored with their brews, like their SunSpot Gold beer cheese, ale-soaked wings, and ale-battered fries. Their brewpub pizzas, funky burgers (one is topped with a mac and cheese cake!), fun tacos and handcrafted sandwiches will have your guests chowing down in between sips of their craft beer.

Besides a focus on offering great food, Special Events and Catering Director Kaitlin Godziela says she works with couples to make their day extra special. One such memorable reception? Godziela says that one couple arranged for Sparky the Sun Devil, Arizona State University's mascot, to hang out because they were both huge ASU fans. "I'm also a graduate of ASU, so it was fun to have Sparky in the house," she says.

**Brown's Brewing Co. | Troy, NY**

**Revolution Hall: up to 300 guests; Trojan Room: 30 guests**

For Brown's Brewing, transforming their 150-year-old warehouse into a taproom, barrelhouse and two special event spaces was something they wanted to do for their fans and New York community 25 years ago. Today, Brown's now hosts about 75 weddings per year, all focused on beer. "We allow couples a day with the brewers to make their own brew to be served at their wedding," explains Carrie Harkin, Brown's private events manager. Their rental space features eight taps and their catering menu also incorporates Brown's brews into their recipes — like their oatmeal stout cheese sauce, Cherry Razz Ale barbecue, and pale ale honey mustard. "We offer the option to customize your own menu, and for couples to take pictures right in our brewery and anywhere in our space ... with exposed brick and beautiful lighting," Harkin says.

Revolution Hall is a two-floor European beer hall — complete with a lofted landing overlooking the dance floor — with the bonus of being located right on Troy's striking waterfront. Seating options include 100-person amphitheater or table seating for up to 300. A slew of lighting, audio, visual and wireless options come together to create a wedding experience that will be distinctly you and distinctly amazing.

**Cahaba Brewing Company | Birmingham, AL**

**Brewhouse: 3,000+ guests; Private Barrel Room: 350+ guests; Public Taproom: 75 guests; combination of Taproom, Patio, and Barrel Room: 500+ guests**

A brewery wedding certainly has the benefit of being a place you can revisit again and again (annual anniversary trips, perhaps?) — and sometimes, a love story starts over a few craft beers. Christy Johnson, Cahaba Brewing's marketing director, shares that a recently married couple had their very first date at their brewery, got engaged at the brewery, AND got married



A wedding party poses at Alabama's Cahaba Brewing Co. (Cahaba Brewing Co.)

at the brewery. "It's incredible we get to play a small role in such memorable moments in people's lives...it simply does not get better than that," she says. Cahaba Brewing's huge space—the historic Continental Gin building located in Birmingham's hip Avondale—can be completely rented out for gatherings of over 3,000 people.

Yet most couples opt to book just the barrel room, a rustic space with exposed brick, concrete floors, and metal beams. Other configurations include incorporating the taproom and their patio. They've also hosted many engagement parties, rehearsal dinners, bridal showers and luncheons, and even post-wedding brunches. Johnson also notes that while they accommodate weddings seven days a week, year-round, Cahaba has noticed an uptick in more weekday and weeknight bookings.

**Fenton Winery & Brewery | Fenton, MI**  
**Banquet: 280 guests**

Fenton Winery and Brewery gives special attention to their events division as weddings and other gatherings make up a large part of their business. To make the process as easy as possible

on the future spouses, Fenton describes their space as a full-service venue with its own dedicated staff. These efforts have paid off as they've been dubbed by WeddingSpot.com a "Best Wedding Spot," perfect for couples looking for an outdoorsy occasion that moves guests from an outdoor ceremony, to an outdoor cocktail hour, to their all-cedar banquet hall for receptions. "We do all our own in-house catering, craft beer and wine, and setup/cleanup for the special day," explains co-owner Ginny Sherrow, who opened Fenton with her husband Matt in 2007.

Other spaces available to wedding parties when they book Fenton include their outdoor patio with a fireplace, private dressing suites for the wedding parties and their families, and a wine and beer garden. Guests can opt for fully indoor or fully outdoor events, or a combination of both, with many wedding parties utilizing a combination of the two. Couples also get to select which craft beverages will be on tap at the site's various eight-tap bars. At the end of the day, Sherrow says nothing beats hearing from happy couples who received positive feedback from their attendees. "It's heartwarming that we

could provide the experience for guests to rave about," she says.

**Bristol Brewery | Colorado Springs, CO**  
**Barrel-Aging Room: 50 guests**

For a unique setting with a twist for smaller weddings, receptions, or rehearsal dinners, couples should explore Colorado Springs' Ivywild School, an elementary school-turned-gathering and event complex that includes a marketplace, brewery, cocktail bar, coffee roaster, distillery and music venue. The 100-year-old building was renovated in 2013, and the variety of businesses located under the same roof helps couples keep their vendor list small. "Everything is literally down the hall," explains Jason Littman-Quinn, Bristol Brewery's brand, sales, and marketing manager.

An unexpected perk has been the ability to offer a space to people who used to go to school at Ivywild. "We've had former students get married in the gym," Littman-Quinn says, "and it makes us all feel happy when couples are walking around the building in their dresses and suits, knowing we helped contribute to their wedding."





A Ghostbuster-themed wedding shuttle arrives at Catawba Brewing's Charlotte location. (Rob + Kristen Photography)

**New Holland | Grand Rapids, MI**

**The Zeppelin Cocktail Lounge: 75 guests; Barrel Stave Loft: 200 guests; The Trees: 150 guests; Bridge Street Beer Garden: 250 guests**

New Holland made sure to create a welcoming space for events of all types, hosting around 10 weddings each year, but one of their most popular options among wedding parties is the Zeppelin Cocktail Lounge, which overlooks their distilling equipment. Bonus: New Holland also has an Artisanal Spirits line, brewing up whiskeys, liqueurs, gins and rums, so guests can enjoy a full bar here. "As a thank you for hosting their wedding reception here, we typically customize a bottle of our Beer Barrel Bourbon with the bride and groom's names and wedding date, paired with two of our rock glasses," Caitlin Gallagher, New Holland's catering events sales manager, says.

Gallagher says their venue typically attracts "laid-back" couples. "Our mentality when it comes to weddings, and events in general, is 'the art of possible,'" she says. "There is no idea too crazy or too

far-fetched to consider executing. You tell us what your dream wedding looks like — and we will try our hardest to make that happen for you." They even helped one panicked bride pull together her wedding in a month after their original venue became unavailable. Talk about rolling out the red carpet!

**Pelican Brewing Company | Pacific City, OR**  
**Haystack Room: 40 guests; Pelican Room: 90 guests; Barrel Room: 30 guests**

For couples that want to combine a gorgeous beach wedding with a brewery wedding, look no further than Pelican Brewing Company in Pacific City, Oregon. This breathtaking venue has floor-to-ceiling windows to show off Cape Kiwanda and Haystack Rock, and the Pelican Room connects to their outdoor patio and private beach, where many couples opt to hold their ceremonies before returning to the elegant indoor space for the reception. Plus, their Barrel Room also makes for a fun atmosphere for a rehearsal or cocktail reception for up to 30 guests, making Pelican a potential one-stop shop for all your wedding weekend activities at Oregon's

only beachfront brewery.

Pelican hosts about a wedding or so per month, and while Mariah Surat, Pelican's event and marketing manager, says they love receiving feedback about how much guests and wedding parties enjoy the venue's views, food, and brews, an unexpected reward comes with hosting weddings. "The best compliments are when previous wedding couples fall in love with our restaurant, people and town and move to Pacific City! We have about a handful of our couples that are currently residing in Pacific City now or have a vacation home in town."

With unique brewery wedding venues that run the gamut from beachfront locales to intimate barrel-room spaces, it's no wonder that more beer-loving couples than ever are turning to their favorite local craft breweries (or favorite craft brewery destinations) to make their wedding day extra special. Besides, isn't an event at a craft brewery almost a guaranteed good time? Your guests will certainly think so!

your style



*Madeline Gardner  
Morilee Collection  
"FW20 Morilee Look 7"*



Elegant Dining and Beautiful Surroundings

# Chateau Bu-Sché

*Located on 25 beautifully landscaped wooded acres, The Chateau Bu-Sché offers all the amenities required for today's special events.*

**S**tunning atriums. Crystal chandeliers. White marble floors. Baby grand pianos. A creek-side gazebo perfect for outdoor ceremonies or a picture perfect setting. Flower filled outdoor ceremony sites. You have stepped into the world of the Chateau Bu-Sché.

Located on 25 beautifully landscaped, wooded acres, Chateau Bu-Sché offers beautiful amenities for both indoor and outdoor ceremonies as well as reception packages designed for your enjoyment. Upon entering the foyer, guests are greeted by magnificent lighting, stunning ceramic flooring, a massive fireplace and impressive two and a-half story ceiling. Dining areas are complemented by panoramic windows overlooking the glistening white atriums.

Weddings at the Chateau Bu-Sché can accommodate up to 200 guests and offer a unique country club setting, outdoor ceremony sites, bridal rooms, superb menus, and flawless services and professional staff for your unforgettable day.



Reception packages include five and a half-hour room times, five full hours of open bar, four-course gourmet dinner, bridal table champagne toast, wine at each guest table, choice of colored linen napkins, crystal votive candles, cake cutting, serving and wrapping (cakes can also be ordered in-house offering a wide selection starting at only \$3.00 per person) and full set-up and skirting of bridal table, gift table, DJ table and cake table. Menu suggestions and options can be found online.

Situated conveniently off the 294 expressway in Alsip, IL, the Chateau Bu-Sché's location accommodates plentiful nearby lodging for parties and their guests.

Special savings are offered for the months of November through April as well as during the week. The on-site planner is available to answer all of your questions and handle your planning needs.

*The Chateau Bu-Sché, [www.chateaubusche.com](http://www.chateaubusche.com)  
11535 S. Cicero Avenue Alsip, Illinois 60803 (P) 708-371-6400*





## *A Truly Unique Location*

Located on 25 beautifully landscaped wooded acres, The Chateau Bu-Sché offers all the amenities required for today's special events. Lavish gardens, a creek side gazebo and glistening white atriums create the perfect setting for indoor or outdoor ceremonies, dining and dancing. Private bridal suites, exquisite cuisine and pleasant professional service promise an unforgettable experience.



# The Chateau Bu-Sché

11535 S. Cicero Ave., Alsip, IL 60803 708-371-6400 • [www.chateaubusche.com](http://www.chateaubusche.com)





## Tuxedo tips for your guy

# Grooming Your Groom

*Finding the right look for your groom and groomsmen isn't as daunting as it may seem. These few simple tips, courtesy of Men's Wearhouse, can help you dress your guy to the nines!*

**S**tart by choosing a theme. Are you thinking about a retro ceremony, nautical nuptials or a farmyard affair? The type of celebration you plan will determine what your guy should wear at the altar. The right tuxedo should suit and complement your wedding theme.

Then, select a tuxedo style. Classic tux or tails? One-button or two-button jackets? Bow tie or Euro tie? When choosing the style, keep in mind the season, time of day and your style as a couple. For example, the retro look may call for suspenders, pocket squares or even a pocket watch.

Finally, pick your color. Adding color is an easy and beautiful way to individualize and give your wedding a cohesive feel. When choosing the vests and ties, consider details like the color of the flowers and the bridesmaid dresses. A patterned vest lends a finished feel to a tux and looks great even when worn on its own at the reception. If color is not your thing, remember that black and silver, or simple black-and-white ensembles are always elegant choices, especially for more formal affairs.

## Dos and Don'ts of Formalwear

**Don't be afraid to invest in a classic tux.** Think you'll attend a couple of black-tie events in the next few years? Then consider purchasing your very own tuxedo. Unlike casual wear, formalwear styles stay relatively static from year to year and season to season. A classic tux with clean and simple lines is a worthwhile investment that pays off after just a few events.

### Don't procrastinate.

Whether you decide to rent or buy your tux, don't wait until the very last minute. You'll need at least a few days to get the style you want in the size you need. You should also leave enough time for a fitting to ensure that your tux is picture perfect.

### Don't go overboard.

Consider the tuxedo an elegant uniform. A formal event is not the time to make a wardrobe statement, so keep it sleek and sophisticated with a classic black tux and simple accessories. Do try to steer clear of ruffle-front shirts and powder-blue tuxedos.

### Do wear formal shoes.

Formal clothing requires formal dress shoes. The most versatile choice is a black patent-leather oxford that laces up. Traditional opera pumps, which slip on and feature a ribbed bow on top, are also

an acceptable choice. If you're in a pinch, a pair of highly polished black oxfords will suffice.

### Do pay attention to details.

When it comes to formalwear, the devil is in the details. For example, a sliver of cuff should show from under the tux jacket sleeve. Cummerbunds should be worn with the pleats facing upwards. Tuxedo shirts should always feature a French cuff. A vest's bottom button should be left undone.

### Still feel like you need more guidance?

Whether you need a tux for a wedding, prom, or gala, visit your local Men's Wearhouse to consult with one of their expert Formalwear Consultants. With over 1,000 locations nationwide and more than 2,000 combinations of color, style, and patterns, you're guaranteed to find the perfect tuxedo—to rent or own.

## Tie One On

**Yes, there are trends for grooms as well! Here, [www.thetiebar.com](http://www.thetiebar.com) gives us their predictions on the hot trends for 2011:**



**Vibrant Pastels:** Blues, greens and purples are expected to be the colors for spring and summer 2011. These vibrant and eye catching colors can complement the bridesmaid's dresses as well as enhance your wedding photos.

**Plaids:** Break the norm of wearing solid colored bow ties and neck ties, and make your wedding

party unique. Season after season, plaids continue to be stylish and can add a little flair to your groomsmen's look.

**Slim Bow Ties:** Slim bow ties are definitely a modern look for today's groomsmen, following suit (no pun intended) with the slimmer tuxedo and suit trends are many popular now. There styles and colors to choose from. "Slim bow ties have been very popular with weddings, and spring and summer 2011 should be no different," says lead designer of thetiebar.com, Greg Shugar.





## Deconstructing the Tuxedo

### Jacket

When choosing the jacket, focus on the lapel and button count. Notch lapels and peak lapels are always timeless options. Shawl lapels and banded collars are other options to consider for something different. One- and two-button jackets are considered most classic but there are also three, four and five-button options available. Tails can be a bit tricky as it is not a style that flatters every body type. In particular, short or stocky gentlemen are advised to steer clear of this look.

### Pants

Tuxedo pants traditionally have a satin stripe down the leg that matches the satin lapel on the jacket and complements the shine of the shoes. For a clean, modern look try flat-front pants instead of the customary pleated version.

### Cummerbund

This is a more traditional option to the vest. It's best paired with a bow tie. Don't forget to face those pleats up!

### Pocket silks or squares

These add a little bit of charm in classic white for the groom. The groomsmen can wear the color to coordinate with the bridesmaids. These can be tucked in for a more fluid appearance or folded just so for a straight, clean look.

### Shirt

The point collar is one of the most popular formal styles and traditionally paired with the Euro tie, while a wing collar looks great with a bow tie.

### Don't dismiss the accessories


Vests, bow ties and Euro (classic) ties - This is where you can let your individuality shine. For groomsmen, colors, patterns and different designs are very popular to coordinate with the rest of the bridal party. The groom's options should be of a different or neutral color to stand out from his groomsmen. Bow ties, either pre-tied or hand-tied, is a great alternative to the Euro tie and is always a great way to finish off a formal ensemble.

### Cuff Links

Always a chic touch, these should peek out a quarter to a half an inch past the jacket sleeve, just barely revealed.



# Diane Polydoris and Charlie Mueller



**CEREMONY AND RECEPTION LOCATION:** MICHIGAN SHORES CLUB, WILMETTE, ILLINOIS

**PHOTOGRAPHER:** IRON + HONEY PHOTOGRAPHY


**CATERER:** MICHIGAN SHORES

**FLORIST:** SYLVIA'S AMLING'S FLOWERS

**VIOLINIST:** MADELINE MUELLER

**DJ:** WOOLSON PRODUCTIONS







# Bay Pointe

Going Beyond Your Average Meeting Venue

Located on beautiful Gun Lake, Bay Pointe is West Michigan's premier corporate meeting and social event venue. Offering a unique destination that provides state-of-the-art facilities, a variety of inspirational meeting room layouts, and thought-provoking outdoor spaces, it's evident that Bay Pointe goes beyond your average meeting location!

Whether you choose to host your meeting in Bay Pointe's brand new Woods ballroom, their cozy Fire-

side Banquet Room, or inside their 5,000 square foot Gun Lake Estate known as The BoatHouse Villa, your colleagues are sure to be impressed.

Compliment your event with creative food and beverage options crafted by Bay Pointe's experienced culinary team. Great food makes an event extraordinary and Bay Pointe is renowned for using fresh high-quality ingredients in our banquet cuisine.

Ready to choose Bay Pointe and elevate your meeting to something unique and exquisite?

Our expert events team is ready to answer any questions you may have and provide a customized quote.

1-888-GUN-LAKE

Email: [events@baypointeinn.com](mailto:events@baypointeinn.com)

[www.baypointeinn.com/meetings](http://www.baypointeinn.com/meetings)

## Meetings Venues

- Over 13,000 sq. ft. of meeting space
- 6 unique meeting location options
- Functionality for 50 to 300 attendees
- Your own professional event team
- 22 miles south of Gerald R. Ford Intl. Airport
- Meet, Stay, and Play packages available



## Going Beyond Your Average Event Venue

As West Michigan's premier corporate and social event venue, Bay Pointe offers 13,840 square feet of world-class space options ideal for creation and collaboration.

Located on the south shore of Gun Lake, Bay Pointe provides versatile event spaces with optimum functionality for any size group from 50 to 300 participants.

With package options that include Bay Pointe's professional event team handling all the details for you, or an elegant blank slate for you to create your event your way, Bay Pointe goes beyond your average event venue.



# Bay Pointe

**BOOK TODAY!** • 1-888-GUN-LAKE  
11456 Marsh Road, Shelbyville, MI 49344  
[www.baypointeinn.com](http://www.baypointeinn.com)



# Where Love Blossoms

A distinctive lakefront celebration or blooming botanicals

## Bay Pointe

Bay Pointe is known as West Michigan's premier all-season event venue with 8 different event spaces. Whether you choose a vibrant spring wedding, lavish summer celebration, twilight autumn wedding or an indoor winter wedding where guests are warmed by a floor to ceiling fireplace, Bay Pointe is the resort where you say "I Do" with gorgeous views!

[www.baypointeweddings.com](http://www.baypointeweddings.com)



1-888-GUN-LAKE • Shelbyville, MI

[f](#) [t](#) [@](#) #baypointeweddings



Capture your picture perfect memories with the right photographer

# 10 Questions to Ask Before Hiring Your Wedding Photographer

*Some moments are simply too important to trust to a camera phone*

**Y**our wedding will be one of the most memorable times of your life, and no one can capture it better than a professional photographer. How do you find the right one? As you begin the interview process, here are 10 questions to help you determine if you've found the best photographer for your wedding.

## Does the photographer have a gallery of wedding images you can review?

Reviewing sample work allows you to see the photographer's strengths and weaknesses. You'll also be able to get an idea of the photographer's style. Think of three words that describe you, and share those with your photographer. Reviewing the photographer's gallery can help you determine whose style is right for you.

## What is the photographer's working style?

Some photographers are orderly and operate like wedding planners, while others sit back and let the events unfold. It's important to find someone who can understand and meet your expectations. Discuss this ahead of time, and ask away to find out how well the photographer's working style matches your own.

## Is the photographer available for an engagement session?

An engagement session is your first opportunity to work with your photographer and develop a relationship that will allow you to be completely at ease

on your big day. Use this session to confirm if the photographer is indeed the right person to capture your wedding.

## Will the photographer create a detailed shot list?

This list will ensure no important photo is missed during all the commotion and excitement. You should create that list together; add to the list leading up to the day; and have a copy of that list on hand on your wedding day. Fill your photographer in on situations he or she might need to be aware of in order to prevent awkward moments and to ensure that he or she gets the shots that matter most.

## What kind of lighting will be used?

Whether you have an indoor or outdoor wedding, you'll want to make sure your photographer has professional grade lighting equipment to deliver the images your wedding deserves.

## Does the photographer have backup equipment?

You've prepared contingency plans for every other aspect of your wedding; your photographer should as well. A true professional photographer will always bring one or two backup cameras, lenses, flashes, additional lighting equipment, extra memory cards, and batteries.

## Does the photographer have liability insurance?

Accidents happen at weddings and if

a guest trips over your photographer's light stand, it's good to know you both are protected. Your reception venue may ask the photographer to submit a certificate of liability ahead of time.

## Will there be one photographer or two?

A second shooter increases the probability that no shot will be missed. If there will be two photographers, ask to meet them both to get a feel for how well they might blend in on your big day.

## What will happen to the images after your wedding?

Will your images be backed up to a hard drive or the cloud once processed? How long will your photographer keep the images afterward? If you have any concerns about losing your photos, knowing what the photographer plans to do with your images after your wedding is important.

## When will you get your photos?

It's a good idea to get a general idea of the timeline ahead of time. You might even be able to agree on getting a couple of images ready for social media use very quickly, but obtaining your photos will likely take several weeks. To help with the wait, some photographers will send you a sneak peak with a few images.

You won't be able to see everything that happens during your wedding day. The right photographer will capture moments you never knew existed.

To learn how you can find the perfect photographer for your wedding, visit [www.PPA.com/SeetheDifference/Wedding](http://www.PPA.com/SeetheDifference/Wedding)

# 4 DIY Facial Masks

*Tried and true tips that really work!*

Once or twice a week, treat yourself to an at-home facial to target your skin's primary concerns. DIY it with an all-natural homemade facial recipe you can make with ingredients you likely already have in your kitchen.



**Y**ou can buy facial masks, too, but the active ingredients in food are actually more effective (and better for your skin) so if you can, whip up one of the following recipes. Really prefer not to DIY it? Look for masks with limited ingredients, targeted for your exact skincare needs.

## Gentle Chemical Peel

Let fruit acid in the strawberries and lactic acid in the yogurt help to gently break down the dull, dry skin cells fogging your complexion. Then, scrub it all away with sugar to reveal a brighter, dewier complexion (perfect for flawless makeup application).

*For dull, dry, clogged skin, not for very sensitive skin*

2 medium strawberries  
2 tbs full-fat Greek yogurt  
1 tablespoon white sugar

Puree the strawberries in a food processor until smooth. Mix the strawberry puree and yogurt until well combined.

Apply a thin layer to your face, neck, and décolleté. Let dry for twenty minutes before using the sugar to exfoliate the mask off. Rinse with warm water.

## Anti-Aging Hydrating Face Mask

The vitamin A-packed egg yolk helps to encourage cell rejuvenation and the red wine bathes your skin in free-radical-fighting antioxidants, while the honey helps to pull moisture deep within your skin. The result: soft, smooth, supple skin that looks and feels younger.

*For dry or aging skin*

1 egg yolk  
1 tablespoon red wine  
1 tablespoon raw honey

In a small bowl, beat the egg yolk. Slowly add the wine and honey, stirring constantly to mix. Apply to your face, neck, and décolleté with a pastry brush, avoiding your eyes and lips. Let dry for 15 to 20 minutes before washing off with your favorite facial cleanser.

## Blemish-Busting Facial Mask + Spot Treatment

Yogurt, with its probiotics to balance bacteria and lactic acid to break up clogged pores, is one of the best blemish fighters around. Combined with vitamin A-packed sweet potato to help encourage cell turnover and antibacterial honey, this mask quickly and painlessly reduces redness and inflammation without drying out your skin.

*For acne-prone skin*

2 teaspoons plain Greek yogurt (at least 2 percent milk fat)  
1 teaspoon sweet potato puree  
1/2 teaspoon raw honey

In a small bowl, combine all ingredients until smooth. Apply a thin layer to affected areas and let sit for 20 minutes before rinsing off with warm water. You can use this as a daily spot treatment, too.

## Calming Cucumber Latte Compresses

The caffeine in the coffee constricts your blood vessels to reduce redness, while the cucumber calms your skin, and the milk promotes healing.

*For red or irritated skin*

1-inch sliced cucumber, with skin  
2 tablespoons caffeinated coffee  
1 tablespoon whole milk

Combine all ingredients in a blender. Refrigerate to chill. Saturate cotton rounds in the mixture and apply to affected areas until no longer cool. Repeat for 10 minutes before rinsing your face with cool water.



# Jackie Schultz And Keenan White



**LOCATION OF CEREMONY & RECEPTION:** CHICAGO HISTORY MUSEUM

**PHOTOGRAPHER:** COLIN LYONS

**CATERER:** LIMELIGHT

**FLORIST:** FLOWERS FLOWERS

**CAKE:** SWEET MANDY B'S


**BAND:** VELOCITY - ARLEN MUSIC PRODUCTIONS

**HAIR:** TINA TOBAR - RENEE FELDMAN SALON

**MAKE-UP:** JULIA SIMONE

**DRESS:** BHLDN

# Monica Figueroa and Conner Lohens



**CEREMONY:** HOLY FAMILY CHURCH

**RECEPTION:** INTERCONTINENTAL CHICAGO

**PHOTOGRAPHY :** KRISTIN LA VOIE PHOTOGRAPHY

**HAIR/MAKE UP ARTIST:** TAMARA MAKEUP

**HAIR:** TRACY MALLET

**CAKE:** BITTERSWEET

**MUSICIAN/DJ:** A. BAND: GOLD COAST ALLSTARS

**INVITATION DESIGNER/PAPER GOODS:** MINTED

**FLORIST/CENTERPIECES:** REVEL DECOR



# Tips & Tricks for Wedding Budgeting

From personal expert – Kimmie Greene — from Intuit's Mint

## Know how much you can afford to spend

Being part of a bridal party comes with a lot of commitments (showers, bachelorette parties and lots of gifts!) – know how much you can afford to spend on a friend's wedding. If you've done this before, look back at how much you spent the last time, and if you haven't... surveys show that on average it costs around \$1,500 to be a bridesmaid. It's important to consider having a conversation with the bride upfront about how "big" you can go on certain events and be open about your finances.

## Destination bachelorette? Create a savings goal, early

Need to purchase a ticket to a bachelorette party in Nashville, Miami or Vegas? Plan for this one-time-only expense early by creating a savings goal in Mint, noting how much money you'll need, setting a date and linking your goal to a specific account to easily stick to your plan. Planning ahead and



seeing how much you can save by cutting back in other spending categories will ensure you won't have to miss out on a weekend of fun with your besties.

## That pricey bridesmaid dress you definitely won't wear again

Bridesmaids dresses can cost you up to or over \$400 for something you probably won't ever wear again. If the bride gives you

some flexibility in the design of the dress or the style is available online, consider a rental option such as Rent the Runway to take the sting out of the expense of your wedding weekend. Dresses that typically cost \$400 to even \$600 can be as little as \$50 to \$115 to rent, and you can even rent accessories including bags, jewelry and more.



### Using credit: Shoes, jewelry, gifts and more

You'll be tempted to, or may even have to, use a credit card to afford to be in your friend's wedding – but be careful! As the credit card charges add up from buying gifts, shoes, manis, pedis and more – use Mint to receive automated reminders and pay directly from the app so you don't miss a payment. You don't want being in all these weddings to impact your long-term debt or your credit score or cost you more money in late fees.

### Keep track of balances between friends

Consider all the online tools available to you when you're in a bridal party. Splitwise is a great way to keep track of expenses with your friends for decorations and giveaways for the bachelorette or gifts for showers and the big day. Splitwise will show you what

you owe others in the group and what you are owed, and allows you to pay friends using Paypal or Venmo directly from the app. With so many things to purchase, it's a great way to hold everyone accountable for expenses so one person isn't continually hunting others down for payments.

### Take the worry out of it

Lots of bridesmaids worry about the spending and high cost of being part of your best friends' big day. With Mint, you can use the budget tracking tool to set a plan for the wedding and stick to it. The app will stay on top of things for you, so you don't have to worry and alerts you whenever there's something you should know, such as if you're being charged fees, going over budget and more. Plus, you'll get a summary that shows you how you're doing week to week so you can enjoy the experience – not dread it.





*Elegant • Intimate • Charming*



A SPECIAL PLACE FOR YOUR SPECIAL DAY

FIRST PRESBYTERIAN CHURCH OF ITASCA

207 E. CENTER STREET • ITASCA, IL 60143 • (630) 773-9606 • [WWW.FPITASCA.ORG](http://WWW.FPITASCA.ORG)



## SECOND CITY TROLLEY

Heated & air-conditioned vehicles.  
Visit our website to view our wide  
selection of trolleys.



312.404.8182  
[secondcitytrolley.com](http://secondcitytrolley.com)

CHRISTINA G PHOTOGRAPHY

# How to Make the Serious Wedding Stuff Unique

## Best. Ceremony. Ever.

*Wedding officiant Christopher Shelley shares his unique approach to wedding ceremonies.*

In his book, *Best. Ceremony. Ever.* wedding officiant Christopher Shelley shares his unique approach to making a wedding ceremony joyful, unique, meaningful, and entertaining.

We've all been to a wedding ceremony we wished would end. Images of a stuffy church, a hot, humid field, or a bland catering hall come to mind. It's really no surprise that wedding ceremonies can garner such a bad rap. Thanks to Shelley and his tips, those thoughts won't even cross your guest's mind. Shelley approaches ceremonies with two ideas: that they can be both meaningful and entertaining. Thanks to his experience as a Certified Life-Cycle Celebrant™, he skillfully guides the reader through all the usual ceremony requirements, but also provides tips on how to create magical and unique opportunities that create an unforgettable guest experience.

Shelley divides the book into a series of acts, designed to guide the reader through the various stages of a wedding ceremony.



Highlights from each act include:

Act I: Setting the Atmosphere

Act II: Words of Welcome

Act III: Performing the Ceremony

Act IV: The Serious Stuff: Stating Intentions and Exchanging Vows

Act V: Wedding Zen

On top of this, Shelley also provides 2 planned sample ceremonies, questions for couples, and a wedding vow workshop. And, if there are still any residual questions, Shelley supplies the reader with a "Wedopedia," an A to Z glossary of buzzwords that

couples will encounter during the wedding planning experience.

Thanks to Shelley, you can take all the stress, conflict, and exhaustion out of planning your wedding, and instead plan a ceremony that will be not only joyful and fun, but also meaningful and unique. With Shelley's help, you'll have the best ceremony ever.





# 130 Acres Where Your Big Day, Can Be Even Bigger

*Waterfront Setting | Indoor & Outdoor Event Spaces | Space for 300 Guests  
Wedding Coordination Team*

**T**ranquility, beauty, and picture-perfect water views give you the best of Door County without ever leaving the property. Surround yourself with it all and up to 300 of your closest friends and family during your significant celebration.

Make your big day larger than life at Gordon Lodge. Located on North Bay in Door County, our property is surrounded by acres of wooded beauty and serene lakefront. If you're looking to say "I do" at a waterfront ceremony or host a grand ballroom event, we have the space and setting for which you're looking for – all in one location.

The property features a number of spaces big and small from which to choose for your wedding, rehearsal, and lodging needs. The bay makes for a picturesque backdrop for you and your wedding party, and our grand ballroom features floor-to-ceiling windows

overlooking the water so that you and your guests won't miss the spectacular sunsets. With plenty of space to say your vows, dine, and dance, you and your fiancé can celebrate with friends and family on a beautiful, historic property from start to finish.

These luxurious spaces are only half of what you can expect. Choose from exquisite dining options from the on-site catering served by our experienced wait staff. Customize your meal with the dishes your guests will crave, punctuated by hors d'oeuvres and desserts featuring Door County delicacies.

To help you plan it all, your wedding at Gordon Lodge is accompanied by our experienced wedding coordination team, aiding with everything from selecting additional vendors, customizing your ceremony and timeline, and day of assistance and execution.

The Gordon Lodge grounds feature 130 acres for you and your guests to enjoy on your special day.

Family and friends staying on the property can choose from twenty hotel rooms, nineteen cottages, eight suites, or a five-bedroom luxury home – many of which have waterfront views. Accommodations include the use of the private beach and wooded trails, complimentary breakfast, and use of Gordon Lodge's kayaks, bicycles, and sporting equipment. Guests can also partake in delicious nightly features and crafted cocktails at Top Deck restaurant, with views overlooking North Bay.

Make your wedding a dream come true at Door County's premier wedding destination.

**Book your perfect day, 2020 dates are still available.**

*GordonLodge.com | Event Professionals | 920.839.2331 // glodge@gordonlodge.com  
1420 Pine Drive, Baileys Harbor, WI 54202*

*2018 The Knot Best of Weddings | 2018 Wedding Wire Couple's Choice Awards® | 2019 Trip Advisor Certificate of Excellence*



# 130 ACRES

— WHERE YOUR BIG DAY, CAN BE —

# EVEN BIGGER



**Waterfront Setting • Indoor & Outdoor Event Spaces • Wedding Coordination Team**

From lakeside ceremonies to grand ballroom events, no matter your wedding style or party size, a wedding at Gordon Lodge offers an unforgettable experience for you and all of your guests. On-site catering, lodging and coordinators are all in one unimaginable location.

**Plan your perfect day at [GordonLodge.com](http://GordonLodge.com)**

**GordonLodge.com**

Event Professionals

920.839.2331 // [glodge@gordonlodge.com](mailto:glodge@gordonlodge.com)

1420 Pine Drive, Baileys Harbor, WI 54202

**GORDON LODGE**

— *on north bay* —

## Fashion &amp; Accessories

# Finding a Gown That Flatters You

*Buying a wedding dress is a big investment, not only monetarily, but time-wise and physically as well. Most dresses range from \$400 to \$2,000 dollars leaving a wide array of choices in between.*

**M**ore than likely, the dress you choose won't be the very first one you try on; it'll take plenty of Saturdays and possibly some reconfiguration of the wedding budget before you find that perfect gown. Chances are, it'll come down to two dresses that you just can't decide on, both at separate stores an hour apart. It happens.

Before you begin the journey for your perfect wedding dress it's not a bad idea to look through bridal magazines and cut out pictures of what you like, and even don't like, on certain gowns. Look at the different shades of white and ivory, the different styles and lengths, necklines and beading, embroidery and lace. There's a lot to think about and even though each dress will conform in a particular way once it's on you, it's important that it appeals to your eye just by looking at it as well. This will help you narrow down your choices a bit. Having an idea of what you want, even if it's not for certain, is an excellent start.

You'll want to set aside a few days to go shopping for your gown, and you'll need to do this absolutely no later than six months before your wedding day. Most wedding gown stores require appointments and Saturdays are the busiest so make sure to book your appointment



early. If you're going to two gown shops in one day, I suggest you allot between two and three hours for the first bridal salon alone. This is the first time you'll actually be trying on wedding gowns and getting a feel for what you like. Shopping for your wedding gown is meant to be an experience. Don't rush through it and regret doing so later.

Bring someone with you that can offer you a different opinion, but not someone who is in constant disagreement with you. Remember, this isn't supposed to be a frustrating experience and with the wrong people there it could be. When I went shopping for my gown I brought my mom along and only my mom because I knew she'd let me down easy if there hap-



pened to be a dress there that just wasn't right for me. At the same time, she also helped me choose the gown I wanted just by seeing the expression on her face.

When you're at a bridal salon (and this is the key to knowing you're at a good salon) you'll be surrounded by an overabundance of fluffy white fabric and smiling faces happy to help you make this decision, no matter how many of the same dresses you may have to keep trying on over and over again. Remember that the dress you choose will be one in which you spend an entire day wearing. And, because it's probably going to be one of the first items you take care of on your planning list, your wedding gown will set the tone for the entire event. Your bridesmaids' dresses and styles will most likely stem from your bridal gown's entourage. The invitations you pick out will reflect the simplicity or detail of your wedding dress. Your flowers may even accent your gown style and therefore you want to take the time to really choose a bridal gown that both reflects and flatters you.

With so many choices though, where do you begin? Different dress cuts are made for certain shapes and figures, some are made to enhance a particular shape or feature. Knowing what style and shape most closely matches up to the look you want to achieve on your wedding day will help you decide on the perfect bridal gown for you.

### Common Gown Styles

To begin, here are the more common gown styles that you're likely to see while shopping for your dress:

**Ball gown:** This silhouette has a full skirt and natural waist. A classic Cinderella gown that enhances a full-figured bride.

**A-line:** This popular style has a fitted bodice and gradually flares from bust to bottom. This is a great style for just about anyone.

**Empire:** A high waist (just below the bust), cropped bodice and slightly flared skirt describes an Empire style gown. A beautiful

look for many, however the more bustier bride may not like the emphasis on the bodice.

**Princess:** This style enhances the waistline with its slim fitting bodice. Most often, there are vertical seams that flow from the shoulders of this gown, down the dress. It's a very flattering look for a petite bride, but it's been seen on every body type.

**Basque waist:** The waistline of this gown begins slightly below the waist, forming a U or V shape. It's a very form-fitting look, emitting shapely curves. It's especially great for the bride with wide hips.

**Blouson:** Everything drapes on this dress, from shoulder to waist. It's a very loose-looking gown, gathered at the waist. Large-busted brides can be toned down if need be.

**Mermaid:** Very form-fitting, tapers downward to the mid-calf, then flares outward.

**Sheath:** A slip-like gown that is usually light in look and material. It has a very flowing style that will give height to a petite bride but looks great on anyone with a well-proportioned figure.

Necklines will also accent the look you may be going for. Keep in mind comfort and style when determining whether a particular neckline is right for you.

**Jewel:** This is a high neckline that surrounds the neck slightly below the collarbone. Accent this classy look with a short necklace or loose choker.

**Scoopneck:** This classic neckline scoops to right above the bust in a round shape—a very popular style.

**Sweetheart:** Formed in the shape of a heart—very curvy. This neckline was made for the full-busted bride.

**Boat:** A wide neckline that follows the collarbone from shoulder to shoulder. Accents the front area of the chest and upper back.

**Square:** This neckline is square in front, although not always in back.

**Halter:** This one fastens behind the neck to accent the shoulders and arms.

**V-neck:** A neckline that angles to a point, forming a V in front.

**Off-the-Shoulder:** Neckline falls below the shoulders and hangs above the bustline.

Sleeves are yet another feature to a gown that often get overlooked until you begin trying on wedding dresses. Many brides believe that sleeve lengths depend on the season. While this has some truth to it (whether you want to be boiling in the summer, or freezing in the winter) there really aren't many features to a gown that are seasonal. You can also go sleeveless, and strapless, an increasingly popular look.

**Cap:** This is a very short, fitted sleeve that rests just below the shoulder.

**Juliet:** A long sleeve, covering the whole arm with a poof at the shoulder and fitted around the lower arm and wrist.

**Leg-of-Mutton:** A full, rounded sleeve from the shoulder to the elbow, then tapered to the wrist.

**The Train.** Many brides know whether they want a train on their dress before anything else. However, some brides don't know that there's more to a train than just the traditional Cathedral, three-yard-long length. There are two other popular train styles that look just as beautiful, yet aren't as extreme.

**Chapel train:** This train drapes from the waist (called a sweeping train) and is much shorter than the Cathedral style - only about one to 1 1/2 yards long.

**Brush Train:** As it sounds, this train barely brushes the floor as it trails behind the dress.

Many dresses offer different styles of trains that can be bustled or removed for the reception. Many designers are also arranging the trains to hang from the shoulders (called a watteau train) flowing down and outward from the gown.

### Fabric Types

When choosing your gown, you must remember that you're going to be in it for about twelve hours. Comfort is key. Of course you want it to look beautiful, and it will, but if you try a gown on that looks great, but just doesn't feel good on you, move on to another dress, or ask the saleswoman if it comes in another material. The last thing you want to worry about is how itchy your gown feels while your standing up at the altar for at least twenty minutes.

**Here are some of the more common fabric types when it comes to bridal gowns:**

**Satin:** Don't overlook this one; it's not always as shiny as you may think. Satin can come in a variety of different shades, both dull and bright. Many dress designers use a bridal satin that is much more dull than traditional satin, and very inexpensive. It looks great and can save you money.

**Silk:** Also comes in many shades and blends and can get costly. Silk looks beautiful but some blends aren't as comfortable as others. If you're set on silk, try to find a blend that will move with you in your gown.

**Taffeta:** Very crisp and shiny, sometimes used for banding on a gown and common with bridesmaids' dresses.

**Chiffon:** This sheer fabric made of cotton, has a smooth finish.

**Organza:** Very popular with wedding gowns; it's almost transparent, very soft, but somewhat of a stiff finish. Most often used as a draping over crinoline (stiff fabric used for underskirts).

Though there are a lot of options here, even more so than what's written in this article, don't feel a bit confused or overwhelmed. Once you find that dress, you'll know it, and everything else will fall into place. There are many gowns out there, an assortment of styles, fabrics, colors and decoration. You'll find the right one and it will look beautiful on you. Just have a little patience and an open mind to what's out there.

## Questions to Ask The Bridal Salon



- How much do alterations cost?
- Do you perform alterations at the salon, or are they done somewhere else?
- How long will your dress be held for if you're not ready to pick it up once it's come in?
- Will the dress be steamed?
- Will it be hung up?
- Will there be anything in the sleeves to keep them straight?
- How much is the deposit?
- Is the deposit refundable?
- How long will it take for the gown to come in?
- How will the train be bustled?
- If it's left at the store, will the gown be taken out of its protective wrapping for any reason?
- What happens if the gown comes in damaged or something isn't right?





Where the  
**BOYS** are **MEN...**  
and so are  
the **GIRLS!**

ENJOY the **VEGAS STYLE PERFORMANCES**  
by the **FEMALE IMPERSONATING WAITRESSES** of **LIPS**

**DINNER & SHOWS**  
**NIGHTLY**

**(312) 815-2662**

2229 S. Michigan Avenue • Chicago • [LipsUSA.com](http://LipsUSA.com)  
NEW YORK CITY • SAN DIEGO • FT. LAUDERDALE • ATLANTA • CHICAGO

**THE ULTIMATE IN DRAG DINING**

The **BEST PLACE** in town to  
**CELEBRATE** your **BACHELORETTE PARTY**





# Mary Joyce Lagatao and Nicholas Ventocilla



**CEREMONY LOCATION:** ST. JOSEPHS (ICSJ)

**RECEPTION LOCATION:** HOTEL ALLEGRO

**PHOTOGRAPHER:** THIS IS FEELING

**FLORIST:** ABERDEEN'S WEDDING FLORIST

**COORDINATOR:** J & E EVENTS

**DJ:** TOAST & JAM

**CAKE:** VANILLE





  
**Arrowhead**  
GOLF CLUB

One couple each night | Spectacular golf course views  
Outdoor Ceremony Site | Cocktail Terrace  
Exquisite menus | Private balconies

Ask us about incentives and specials.  
Email our professional event staff  
at [events@arrowheadgolfclub.org](mailto:events@arrowheadgolfclub.org)

26W151 Butterfield Road | Wheaton, IL 60189 | [arrowheadgolfclub.org](http://arrowheadgolfclub.org)



Fashion & Accessories

# Top Engagement Ring Trends Of The New Year

*Environmentally friendly engagement rings.*

One of the top engagement ring trends of 2020 will be halo and three-stone engagement rings with unique twists. Anything from accents featured in varying carat weights to uniquely sized side stones are now the standard.

Below are several style picks from 1215 Diamonds and Diamond Nexus, which capture the essence of this upcoming trend.

**About 1215 Diamonds:** 1215 Diamonds offers premium guilt-free lab-grown diamond engagement rings. No blood diamonds. No mining of the

earth. No dredging of the ocean. 1215 Diamonds' user-friendly website features an online ring builder, allowing shoppers to customize their creation including diamond size, cut, setting metal, and more. In addition to offering the highest quality lab-grown diamonds on the market, 1215 Diamonds also offers the lowest prices, guaranteed. Fans of 1215 Diamonds include fashion influencers Lauren Chan and Lavenda's Closet, who both have engagement rings from the brand. Available at [1215diamonds.com](http://1215diamonds.com).

**About Diamond Nexus:** Diamond Nexus offers conflict-free

and eco-friendly fine jewelry and engagement rings hand-made in the USA featuring their patented Nexus Diamond Alternatives and stones. Heirloom quality, lab-grown Nexus Diamond Alternatives are flawless, D color, guaranteed to last a lifetime, and so similar to mined diamonds even a jeweler with a loop can't tell the difference. Diamond Nexus jewelry designs range from classic everyday wear to modern statement pieces and are offered in 14k white, yellow and rose gold. Available on [www.DiamondNexus.com](http://www.DiamondNexus.com) (an affiliate on ShareASale).





# Mallory Kendall Holstein and Andrew Dylan Jimenez



**VENUE:** THE KIMPTON GRAY HOTEL (CEREMONY + RECEPTION)

**PHOTOGRAPHER:** BONPHOTAGE (LYNZIE HAZAN)


**VENDORS:** CLEMENTINE CUSTOM EVENTS

**FLORIST:** VALE OF ENNA

**HAIR:** HANNAH AUBREY HAIR

**MAKEUP:** THE BEAUTY PAIGE

**DRESS:** ENZOANI



SPECIALIZING IN TRADITIONAL, NONTRADITIONAL  
AND ETHNIC WEDDINGS FOR OVER 35 YEARS!

Custom Wedding Cakes, Chandelier-Lit Ballrooms  
& Exquisite Five-Course Dinners

Contact our Wedding Specialist at 630-245-7600  
[instagram.com/weddings.doubletree.lisle](https://www.instagram.com/weddings.doubletree.lisle)



DOUBLETREE  
by Hilton™

LISLE NAPERVILLE

3003 Corporate West Drive, Lisle, Il 60532 | [lislenaperville.doubletreebyhilton.com](https://www.lislenaperville.doubletreebyhilton.com)



# Lisa Marie Maier and Christopher Lawrence Johnson




**CEREMONY & RECEPTION LOCATION:** THE COTTAGE

**BRIDE'S GOWN:** TADASHI SHOJI

**PHOTOGRAPHER:** AUSTIN D. OIE

**OFFICIANT:** TIM LALLY







# Unique Gifts For The Bride And Groom

Looking for a gift that is customized and unique for the bride and groom, or fun for the entire wedding party? We've got two memorable ideas that are sure to delight!

## The Night Sky

The Night Sky makes an incredible, memorable gift for the bride and groom, and will be treasured for years to come. With this service, it is simple to create an 18" x 24" star map of the night the happy couple tied the knot! The unique and personalized star map is printed on high-quality, Art Matte paper with over 190g weight. Choose from 8 different styles at any place or time in the world to memorialize the night that two hearts joined in matrimony. To learn more about The Night Sky, please visit <https://the-nightssky.com/>.

## Chocolate Pizza

Chocolate Pizza combines everything you love about pizza with everything you love about chocolate, for a delicious treat & gift that is sure to delight the bridal party, the wedding party



or guests! Imagine... gourmet milk or dark chocolate blended with English toffee that's made in-house from a 100-year-old recipe. This decadent concoction is poured into a real pizza pan and topped by hand with a mouth-watering array of sweet and salty goodies, from nuts to peanut butter cups. Choose from dozens of creations – like the Drumstick Chocolate Pizza that pairs salty pretzel bites with savory nuts

and gooey caramel or the Candy Avalanche Supreme that is piled high with sweet delights – or create a custom delight with a personal message and your favorite indulgences. Gift baskets and goodies are available, too. Sealed in cellophane and served up in a genuine pizza box, a Chocolate Pizza will be an incredible and edible centerpiece or in-room gift for guests! Learn more at [www.chocolatepizza.com](http://www.chocolatepizza.com).

# At Last...The Honeymoon!

*With airline baggage fees having taken root, it's never been more important for travelers to pack strategically to avoid paying excess baggage fees. Here are some tips to help you get packing!*



**Avoid overpacking** by reconsidering every item you're thinking of taking along by counting the days you're away. Ask yourself, "Do I really need this?" By scrutinizing whether each item is a must-take, you might just cut your packing in half.

**Ladies love their shoes.**

However, reduce the number of shoes you may need by contemplating the actual need for each footwear type. Wear your heaviest shoes en route, like your sneakers – which you may need on your trip if you're planning on hoofing it to attraction sites, hiking or exploring the local towns. It may be less convenient going through security, but worth it in space gained in your baggage.

**If you're leaving Chicago in winter and landing in 90 degree temps,**

the key to traveling is dressing in layers, layers, layers! They will keep you warm during departure and you'll be good to go once you land. Keep items lightweight to easily fit into your carry-ons. It's also a good idea to pack a pair of flip-flops in your carry-on to change into once you land on hot tarmacs!

**Pack lightweight thermal underwear when traveling during winter.**

It allows you to use the same slacks and blouses you would normally wear without the bulk of sweaters so you can look presentable while remaining warm. Lightweight thermal underwear is easy to take off in a rest room if it gets too warm and it folds into pocket size if silk weight.

**Traveling to foreign countries** or other touristy spots means you have to keep your belongings in check the entire time. You may be on cloud nine and on your honeymoon but to others, you may be a perfect target for theft. Invest in a lightweight money belt that can easily be hidden under clothes. These don't have to be the cheesy nylon pouches; there are some very fashionable designs available now. Bring jackets and slacks that have plenty of pockets and inner pockets so you can carry documents and money in separate places on you, thus reducing theft and loss risk, as well as inconvenience.

**Take items that can easily be washed**

and/or rinsed and dried in your hotel room so you can use again. Consider using hotel or resort's laundry facility.

**Consider where you're going.** The warmer it will be, the less you'll have to take, especially if you're planning on lounging on a beach all day. And one pair of jeans with a few multiple tops, a sundress and a pair of cute heeled-sandals takes care of your evening attire for several days!

**Use your drycleaner's plastic wraps**

or tissue paper around pressed garments you're packing to minimize wrinkling in case you are going somewhere remote and irons aren't available, but most large hotels and resorts provide irons and ironing boards.



EarthLust's eco-friendly, stainless steel water bottles are lightweight for easy packing and help keep adventurous honeymooners hydrated. ([www.earthlust.com](http://www.earthlust.com))



Spotlight on...

# Elena Victoria

Young fashion designer from Chicago's Northshore creates her dream wedding gown.

**F**inding the wedding gown of your dreams can be a stressful experience, so why not design your own? This is how the young Chicago fashion designer, Elena Victoria, began her custom bridal shopping experience. No matter your budget, your personal style or your timeline, Elena Victoria will create a beautiful, handmade gown that is fit to perfection just for YOU.

Elena is a young entrepreneur and fashion designer based out of the North Shore of Chicago. Since high school, Elena has been designing custom dresses for special occasions. After graduating from the Apparel Design and Technology program at Purdue University, Elena worked as a technical designer at Abercrombie & Fitch's headquarters in Columbus, Ohio. In May of 2015, Elena launched her very own clothing line, ELENA VICTORIA as well as her sewing academy, EV Sewing, where she teaches private sewing lessons to young girls and runs sewing camps and classes. In addition to having a client base in the North Shore, Elena is expanding across the Midwest and now also teaches in the suburbs of Detroit. In building her brand and business, her hopes are to inspire young girls to follow their dreams in fashion design and sewing.



In 2016, Elena chose to pursue one of her true passions -- custom bridal. Thus far, the highlight of her brand has been designing and sewing her own custom gown for her wedding this past August. She was even able to incorporate pieces of her mother's wedding gown for a sentimental touch -- by using the pearls to embellish the sleeves. Elena also has previous experience working at Vera Wang in Chicago, where she learned how to alter couture gowns and construct custom veils.

Elena's core belief behind her brand and designs is that every woman is unique inside and out. Her gowns are designed to flatter each bride's physique, but also take into account any special needs or vision the bride might have. All gowns are handmade with the finest craftsmanship, from carefully selected fabrics. A custom veil can also be made to compliment the gown, and Elena has experience working with a wide range of materials. One thing that Elena always keeps in mind is the bride's budget, since this was something that she dealt with first hand for her own wedding. One of Elena's greatest strengths is her ability to create a beautiful wedding gown while keeping the bride's budget in mind.

*If you are recently engaged and looking for the perfect gown, contact Elena Victoria at [info@elenavictoriadesigns.com](mailto:info@elenavictoriadesigns.com).*

your style



*Galia Lahav*  
"Priyanka"



# Elizabeth Olson and Anthony Cincinelli



**CEREMONY:** SAINT VINCENT DEPAUL

**RECEPTION:** CAFE BRAUER

**PHOTOGRAPHER:** LUIS HERMOSILLO

**WEDDING PLANNER/CONSULTANT:** KATIE GOGGIN (DESIGNER EVENTS CHICAGO)

**HAIR:** ERIN AHERN

**MAKE-UP:** ELISE BRILL

**MUSIC:** GOLD COAST ALL STARS  
MARIACHI LOS PUMAS

**FLORIST/DECOR:** REVEL

**CATERER:** LEVY GROUP



# Wedding Expenses To Splurge On!



**S**aving during a wedding is important, especially as expenses seem to pile up. However, there are certain expenses worth the splurge on the bride and groom's big day.

Director of Catering at InterContinental Chicago Magnificent Mile Chris Schmidt provides a first-hand look at what's worth the cost for those celebrating their picture perfect day at the iconic hotel. Plus, as a recent newlywed, Chris understands the budgeting problems that arise when planning the big day. Some tips from the wedding expert include:

## **The Food:**

Make sure there is good food - dinner, wine and bar packages are absolutely essential, and exceptional service is a must. By choosing a venue that already offers this, it alleviates some stress. The team at InterContinental Chicago caters to each wedding and works closely with the bride and groom to curate a menu perfect for their event.

## **To Sip:**

Upgrade the wine and champagne to one of your favorite selections. Toast with Veuve Clicquot and offer your favorite regional wine selection from one of your travels together as a couple.

## **Good lighting!:**

This will add the most dramatic look to the event space and allow beautiful architectural details to be highlighted that might not be seen in an evening setting.

## **Planning:**

Splurge on an experienced wedding planner to represent you (and only you!) on the wedding







Showers • Weddings • Celebrations



333 Plum Grove Road  
 Elk Grove Village, IL 60007  
 847 690-1426  
[foxrungolflinks.com](http://foxrungolflinks.com)

Overlooks the golf course  
 Features a fireplace, waterfall and outdoor patio  
 Hosts up to 120 guests



- Intimate Banquet Setting
- Private Garden Patio
- Outdoor Ceremony Site
- Exceptional Value
- Accommodates up to 200 guests

1000 Wellington Avenue  
 Elk Grove Village, IL  
 (847) 228-3524

Garden  
 Terrace  
 at the Pavilion  
[gardenterracebanquets.com](http://gardenterracebanquets.com)

# Couples Cooking Corner

*Catch up on each others day by cooking together.*

**W**hether you're a seasoned cook or just beginning; a great way for couples to bond is in the kitchen. By cooking together you gain a greater insight to each others likes and dislikes. It is also a relaxing time to unwind together away from the outside distraction, giving time to catch up on each other's day.

Start a tradition in your marriage by trying this simple recipe; and catch up on the days events.

## **Chicken Cacciatore**

8 pieces chicken

28 oz. can tomato sauce

2 cloves garlic (minced)

1 zucchini (unpeeled, sliced into 1/2" thick disks)

6.5 oz can sliced mushrooms (liquid drained)

14.5 oz can pitted black olives (liquid drained)

1 pkg. broad-width egg noodles (any style pasta can be used)

Salt and Pepper to taste



Place chicken pieces in roasting pan. Sprinkle with minced garlic. Add zucchini slices, mushrooms and black olives.

Sprinkle with a pinch of salt and pepper. Cover ingredients with tomato sauce.

Cover roasting pan with tinfoil and bake in 350 degree oven for 1 hour. Remove tinfoil cover and continue baking for an additional 15 minutes.

While chicken is baking start a pot of water to boil. Cook noodles according to directions.

Serve chicken mixture over noodles. This dish is great served with salad and garlic bread.

Sit down and enjoy the meal you prepared together!

An old family recipe from Joy Bertolini



# Custom Publishing

## Consumer & Trade Publications




Since 1927



Since 1883



Since 1995





Resource Guides

Quality print & digital magazines for the now & next

773/866-9900  
[custom@renpublishing.com](mailto:custom@renpublishing.com)

# Custom Academic Publishing

## Branded Educational Print & Digital Publications



High School & College Editions

## Honeymoon Getaways

# Swap the beach for a luxurious, all-inclusive winter wonderland

*Snow-loving newlyweds, head to Vista Verde Guest Ranch for a truly exotic honeymoon in the mountains.*

*By Kari Polydoris, Editor, Chicago Bride Magazine*



If you're looking for an authentic getaway filled with adventure, romance and layers of white fluffy snow, look no further than Vista Verde Guest Ranch.

Located just outside Steamboat Springs, Vista Verde sits on 600 secluded acres in the middle of Colorado's Routt National Forest. Hosting no more than forty folks at a time, you can fully enjoy the quiet, serene beauty that winter at the ranch has to offer.


For the honeymooners looking for adventure and relaxation in one, this unique all-inclusive dude ranch is the place for you. Vista Verde offers an array of activities during their adult-only weeks (early January through mid-February). The guides and staff go out of their way to modify each experience to your personality, ability and interest. Whether you are looking to be challenged or unwind, the ranch offers both.

The cross-country ski program includes tours through untouched

backcountry powder or on trails groomed to your convenience each day. In addition to the endless skiing available, there are other options such as snowshoeing, horseback riding, a romantic sleigh ride, horsemanship clinics, snow tubing, yoga, cooking classes, wine and beer tasting and more.

When it is time to relax and take in the day, head to your cozy log cabin with a private outdoor hot tub overlooking the breathtaking scenery.







## after your wedding



The cabins are rustic yet romantic. The eclectic mix of antique, western art and handmade log furniture makes your cabin feel like your own luxurious home away from home. Enjoy the fully stocked fridge and snacks while you snuggle in front of the fireplace.

While enjoying top of the line accommodations the ranch has to offer, the fresh cuisine is nothing short of divine. Start your day with coffee, assorted juices, fresh berries and homemade bread, or choose from made-to-order omelettes, eggs benedict or honey wheat pancakes with caramelized apples on top. The dinners at Vista Verde are particularly special. You may request a private table for two, but it's likely you will want to join the staff and other guests for casual, family style dinners. End your day with a multi-course meal with wine pairings, wonderful conversations and a satisfied belly.



What sets Vista Verde apart is the flexibility and personalization that goes into your stay. The staff is an absolute joy and genuinely cares about your time at the ranch. The attention to detail is mastered, too; if you want a mimosa in the morning to start your honeymoon, rest assured there will be a champagne bottle and freshly squeezed orange juice awaiting you the first morning!

With the stress of wedding planning in the past, slow down with your sweetheart alongside spectacular views and snowy adventures.

At Vista Verde, all activities, equipment, instruction, airport transfers from Yampa Valley Regional Airport (Hayden/Steamboat) and staff tips are included. To book your honeymoon visit [www.vistaverde.com](http://www.vistaverde.com) or email [reservations@vistaverde.com](mailto:reservations@vistaverde.com).





# Courtney Kuhnen and Brian Schroeder



**VENUE:** MORTON ARBORETUM

**CATERER:** GINKO CATERING

**OFFICIANT:** UNCLE MARK MROZ

**PHOTOGRAPHER:** BONPHOTAGE PHOTOGRAPHY

**FLORIST:** FLORAL EVENTS

**DJ:** TALENT CITY ARTISTS

# The Four C's of Diamonds



## A DIAMOND'S CUT:

Of the 4 C's, the diamond's cut is the most important factor in determining its brilliance and beauty. It refers to how well-proportioned the diamond has been transformed into its round, oval, pear, heart, marquise, emerald or princess shape. When speaking of a diamond's "cut grade," we are referring to its proportions, symmetry and polish. Ideally, the cut of the diamond is done in a way to best reflect the light that shines into it. This is what produces the sparkle and fire we see in a beautifully cut diamond.

## A DIAMOND'S COLOR:

Every diamond will range in color from clear to yellow. The most valuable diamonds will have very little color. Color in a diamond will act as a filter for the light passing through and degrade the spectrum of light emitted, making it show less sparkle. The grade of color is usually represented by the GIA's professional color scale which gives a letter scale from D for colorless diamonds to Z for diamonds that display a yellowish or brownish color. A diamond engagement ring with a color rating of D, E or F is recommended but most customers purchase a diamond with a color rating of G, H or I because of the almost undetectable color and the value associated with these ratings.

## A DIAMOND'S CLARITY:

Since diamonds are found in the earth, almost all of them contain natural flaws or imperfections called inclusions, caused by carbon deposits or small feather cracks while the diamond is formed. The clarity of a diamond represents the number, type and size of inclusion which are present in the diamond. Clarity of a diamond is indicated by a grading system where the best clarity grade is the Flawless with no internal or external imperfections visible using a 10X microscope. When choosing a diamond, you should select a clarity grade in which the inclusions are not visible without magnification.

## CARAT WEIGHT OF A DIAMOND:

A carat is a unit of measurement. One carat is equal to 200 milligrams or 0.2 grams. The value of a diamond comes partly due to the fact that larger diamonds are found far less often than smaller diamonds. This means that the price of a diamond will increase exponentially as the carat size of the diamond increases. When choosing the carat size of your diamond, remember to keep a good balance between size and quality. If you are looking for a larger diamond, you may have to lower the color or clarity.

Novori [www.novori.com](http://www.novori.com) is a leading online interactive retailer of diamond engagement rings and fine jewelry. Novori offers consumers unique online tools that allow them to explore, build and purchase their own custom-made diamond rings in a way not previously offered by traditional retailers. It offers thousands of independently certified diamonds, settings and fine jewelry at prices significantly below traditional retail.



*Continued from Page 20*

interactive (another huge trend) to have them do it themselves! Artfully displayed dispensers in the theme of your decor can be set up for anything from wines, to beer to bubbly options. Add a garnish bar (with a wide and unique selection from orange zest to bitters) and a mixer bar (juices, sparkling and bubbly) for a fun experience.

**Interactive Eats.** There's that word again. Creative culinary cuisine is increasingly being presented with flair. Molecular gastronomy puts on quite the show as does appetizers and desserts presented on cleverly decorated conveyor belts. One of the most popular culinary options we're seeing is charcuterie boards. These can be as expansive and elaborately creative as you'd like. These packed and stacked boards of delectables can be served during cocktail hour or as a late-night snack if you're anticipating your reception going into the wee hours.

**Edible Flowers.** We are seeing these everywhere: frozen into ice cubes for drinks, added to cakes and desserts, tossed into salads, and used as entrée garnishes. These flowers are meant to be eaten!

**Art Cakes.** Pastry chefs are upping their game when it comes to wedding cakes. The results are Instagram-worthy, can't-bear-to-eat-them works of art. Marbled designs, edible flowers, brush strokes, and 3-D textured cake masterpieces are taking center stage at receptions.

### Love Story Gowns

For the bride, let's talk wedding dress trends. Minimalist, sleek, understated modernism seems to be a thing of the past for wedding gowns. Brides are getting girly and frilly. Dresses are now dreamy, ethereal and ultra-romantic. Details like puffy shoulders and exaggerated sleeves, sparkles, tiered ruffles, full ball gowns, pleats, tulle puffs, wispy organza and TONS of floral details and appliques are what bridal runways are showing. We're also seeing a focus on color versus nudes, whites and creams. A beautiful trend to incorporate with this is the sheer illusion look, giving a nude appearance yet covered in artful applique designs. Different takes on the reception look have brides changing into comfortable yet dressy looks like jumpsuits and cape blazers for the reception.

**Let Your Hair Down.** Hairstyles are super relaxed, not the stuffy and stiff updos of years past. Perhaps Meghan



Markle had something to do with this? Undone buns, wispy chignons, loose tresses, fuss-free and tousled waves are what brides are requesting. Many brides are also choosing to play up what they have by way of adding extensions to add that extra wow factor. And no more tiaras, ladies. Now it's stunning and jeweled barrettes and hair combs or fresh flowers and dainty flower crowns. Veils, however, haven't gone anywhere. If this trend sounds too casual for you for the ceremony, try it for the reception!

**Fresh Makeup.** Based on the gown and hair trends for brides, makeup is falling right in line with this easy vibe. Overdone, colorful and cakey makeup is being replaced by dewy complexions and highlighted cheekbones. In general, brides are focusing more on the face itself rather than layering on makeup, so we're seeing a focus on skincare investments like Botox and facials, as well as lash extensions and lifts, even eyebrow tinting and microblading for the big day.

### Toss the Tuxedo

Grooms, your attire is also changing. The biggest trend we're seeing is a departure from the classic tuxedo and black suits to more blue, teal and cobalt suits. Furthermore, options like dressy sport coats and slacks or mismatching pants and jackets are giving grooms more of a relaxed look. If this is too casual for you, try changing into something more comfortable for the reception! Another area where grooms can let their personality shine? Shoes. Bold and/or casual shoe selections are popular as are statement socks, that can be matched by all of the groomsmen!

Even the bridal party, if you choose to have one, is seeing a shift towards individuality. Brides are letting their ladies choose what fits their bodies and comfort levels (within color or style parameters). We're seeing everything from varying styles of monochromatic jumpsuits to colorful floral dresses in a range of designs. And grooms are being more carefree about small details of their groomsmen's attire, such as colorful pocket squares, fun socks or funky shoes.

### It's All About the Extras

Let's break the trends down by category, shall we?

**Keeping it Friendly.** More races, cultures and religions are inter-marrying more than ever before. Choosing to have a close, personal friend officiate the wedding in a neutral space that incorporates elements of both sides (or none at all) is how we're seeing most of these couples choose to celebrate their day.

**Bridal Parties.** We are seeing more and more weddings significantly



Toss the Tuxedo

limit bridal parties or opt out of them altogether. Like the previous point, this could stem from wanting to avoid any sensitivities to their loved ones, so why not celebrate everyone that played a special part in your relationship as a whole?

**Cinematic Video.** Beautifully shot and edited cinematic-quality video is what's new. More videographers are using

drones, which makes for stunning overhead shots, sweeping scenes and gorgeous, insta-worthy remembrances of your wedding.

**Photography Sessions.** We talked about interactive - here is an option that is also memorable and personalized. Forget the photo booths with boomeranged images and mustache props. Things are getting classed up



even in this department. Couples are going all out with Insta-worthy photobooths and displays to create photo sessions for their guests. Elaborate backdrops and stunning furniture props create the scene as guests are positioned by styling experts into magazine cover-worthy pictures. Filters, airbrush and slimming options along with high-end, visually stunning backdrops provide artful, high-style portrait sessions. Guest receive the finished product weeks after the wedding, for a beautiful keepsake and addition to their home wall displays.

**Favors.** In lieu of favors that can clutter and get left behind or tossed, couples are opting to plant trees, donate to charitable donations or give to personal causes on behalf of their guests. Those who do choose favors are mindful of repurposeful options such as "green gifts" of potted plants. These gifts keep on giving!

**Interactive Experiences.** Fully immersive interactive experiences can be scheduled at any and all phases of the evening, from the cocktail hour to the dance floor to the lounges - your guests will never be bored! Think over-the-top musical numbers by performing artists, aerialists, magicians or tarot card readers. How about sensory stations like mixology lessons, a smoked craft cocktail station, wine or olive oil tastings or popcorn stations? The possibilities are endless.

**Bands.** Live bands are starting to make a comeback for receptions, as they are not only interactive but can get musically creative and add a level of entertainment that can't be had with a DJ or a Spotify playlist.



Interactive Experiences

**Registries.** The fact is that many couples are already living together, and do they really need more stuff? It's all about the experience for current-day couples. Registries are shifting to be used for more personal, practical reasons. Couples are using "registries" to collect funds for down payments for homes, cars, honeymoons and even IVF treatments.

Whatever your style, you'll want to incorporate some of the above trends for the wedding of the new decade! We hope we've made it easier. Happy planning!

*Compiled from the following sources: [theknot.com](http://theknot.com); [itgirlweddings.com](http://itgirlweddings.com); [brides.com](http://brides.com)*





TWA

TWA PHOTOGRAPHIC ARTISTS



## Unique Ways to Celebrate

# Bachelorette Party

## Alternative Trends

*One-of-a-kind ways to Personalize the Bachelorette Festivity*



With the phrase “bachelorette party,” a lot of repetitive stereotypes come to mind: little black dresses, loads of alcohol (not to mention crazy hangovers) and tons of money.

Many of today’s brides in Chicago are bucking tradition and opting to incorporate unique, personal elements into their wedding days — why not do the same with the bachelorette party?

Here are a few new and clever ways to celebrate the bride-to-be:

### **For the Sporty Bride**

If the soon-to-be Mrs. is a fitness fanatic, consider one of the dozens of workout classes that Chicago offers. From SoulCycle to Pure Barre and Corepower Yoga, Chicago has tons of options available to break a sweat and bond with the bridal party. Some even offer the option to host a private party for the whole group, with one-on-one instruction and training. Plus,

what’s a better way to get ready for those dresses — both the bride’s gown and the bridesmaid dresses — than sweating for the wedding together?

### **For the Nostalgic Bride**

Host an old-school sleepover! Not only are sleepovers reminiscent of the bride’s childhood, they’re also a fun alternative that won’t break the bank for the bridal party. Plus, who needs a better excuse to eat pizza and ice cream in your PJs? Surprise the group with customized pajama



sets, grab a stack of the bride's favorite childhood movies and fill the room with a plethora of junk food, desserts and refreshments. If you're in the mood to splurge a little, consider snagging a suite at one of the many fabulous Chicago hotels to host the soiree.

#### For the Creative Bride

Nothing gets the creative juices flowing like a little bit of wine, right? Luckily, art and wine studios have popped up throughout Chicago, providing a fun and creative outlet for the non-traditional bridal party. Whether you're looking to avoid the nightclub scene or just something to do to get the night started, paint and sip studios is a unique alternative. The best part is you don't need a single artistic bone in your body to have a blast! Led by trained instructors and artists, the bride and her maids can paint canvases,



wine glasses and more to create the ultimate memory of the celebration. Some paint and sip studios, like Bottle & Bottega in Lakeview, even offer live nude model painting for the bridal party that wants to get a little wild.

#### For the Not-So-Serious Bride

Was the bride voted "Class Clown" in high school? Is she always cracking jokes or making sure she records the

newest comedy special? Check out one of Chicago's comedy clubs, such as the Laugh Factory or Second City, for an alternative spot for a bachelorette party. Most comedy clubs even offer private event options, including group seating, catering menus, private rooms and more to take the fun to a new level. Chances are, the bride (and bridal party) will get plenty of attention — and plenty of laughs.





**Shine like the stars you are.**

**PRIVATE EVENTS  
AT THE ADLER PLANETARIUM**

Book your wedding or engagement at the Adler.  
Learn more at [adlerplanetarium.org/chicagobride](https://adlerplanetarium.org/chicagobride)

# CHICAGO BRIDE

SINCE 1995

## THE VENUE

ABOUT CHICAGO BRIDE

## OUR GUESTS

WHO READS  
CHICAGO BRIDE?

## WHAT'S YOUR BUDGET?

MEETING YOUR  
MARKETING NEEDS

## PARTY FAVORS

ADVERTISER PERKS

## RSVP

BECOME A CHICAGO  
BRIDE ADVERTISER TODAY





# SAY “I DO” TO CHICAGO BRIDE MAGAZINE



## THE VENUE

Chicago Bride has been serving the Chicagoland wedding industry since 1995.

We're a resource tool, for Chicago area brides looking for everything wedding.

We've managed to stay competitive in this multi-billion dollar industry by producing results and offering value to the advertiser. We're a streamlined resource tool; a local buying source for Chicago area brides who are ready to BUY. We give our brides what they need – YOUR PRODUCT – so they can make a targeted purchase from premier local wedding professionals like you.

## OUR GUESTS

Chicago Bride is the “TO DO” list for local brides on the who, what, and where of finding vendors in the Chicagoland area. With personalized content and top-notch planning tools, to-be-weds actively use ChicagoBrideMagazine.com from pre-engagement to their special day.

Our goal is to introduce local brides to local vendors to plan their perfect day. Our brides read Chicago Bride for the great fashion, and for the nuts and bolts of planning their wedding. We offer:

- Tips straight from professionals in all aspects of the wedding industry
- Seasonal trends on what's hot and what's not
- Questions to ask when booking vendors
- Websites and addresses to assist couples in obtaining their marriage license

***And much more!***

## PARTY FAVORS

Chicago Bride offers our advertising partners unparalleled opportunities to extend their brand messaging, enhance their image, grow their customer base and motivate buyers. So what do you get as a Chicago Bride advertiser?

- Distribution of our magazine containing your ad at bookstores and news stands
- Chicago Bride's exclusive advertiser-only, user-friendly website, where advertisers can track clicks to their website through ChicagoBrideMagazine.com
- A digitally enhanced online version of the magazine available to download via our website, complete with live links to your website and/or social-media pages

## WHAT'S YOUR BUDGET?

Chicago Bride offers competitive pricing and can work with your budget, offering incentives like multi-ad discounts, preferred customer renewal rates and special advertising rates. There are several programs available for us to work within your budget.

## THE NUMBERS:

- We publish four times a year (spring, summer, fall and winter)
- Includes distribution to bookstores, news stands, bridal shows, salons and the internet
- Last year we had over 125,000 advertiser clicks to our website

## RSVP

So you're invited....tie the knot with the one magazine that will get you results..... Chicago Bride Magazine. We welcome you to contact us for rate information at [advertising@ChicagoBrideMagazine.com](mailto:advertising@ChicagoBrideMagazine.com).





# TOP 5 REASONS TO ADVERTISE WITH

## CHICAGO BRIDE

### RESPECTED

Since 1995, Chicago Bride has been committed to discovering the world of bridal fashion, entertainment and lifestyle in Chicago.

### INFLUENTIAL

Chicago Bride reaches a highly desirable audience planning their perfect day.

### VALUABLE

Through our unique combination of print and digital media we can ensure that you reach the variety and quantity of brides for continued success.

### CREDIBLE

Chicago Bride can be found in 60 percent of the Metropolitan Chicago area, with guaranteed distribution.

### LOYAL

Readers look to Chicago Bride as the authority on What's Now and What's Next. Readers consider Chicago Bride an insider's guide to learn about trends, products, where to shop and how to plan.

**ChicagoBrideMagazine.com**

3525 W. Peterson Avenue, Chicago, IL 60659

Phone (773) 866-9900 x12 | Fax (773) 866-9881

advertising@chicagobridemagazine.com





**Lips**®

Where the  
**BOYS** are **MEN**...  
and so are  
the **GIRLS!**

ENJOY the **VEGAS STYLE PERFORMANCES**  
by the **FEMALE IMPERSONATING WAITRESSES** of **LIPS**

**DINNER & SHOWS**  
**NIGHTLY**

**(312) 815-2662**

2229 S. Michigan Avenue • Chicago • [LipsUSA.com](http://LipsUSA.com)  
NEW YORK CITY • SAN DIEGO • FT. LAUDERDALE • ATLANTA • CHICAGO

**THE ULTIMATE IN DRAG DINING**

The **BEST PLACE** in town to  
**CELEBRATE** your **BACHELORETTE PARTY**