



101 Picture Prompts to Spark Super Writing

Reproducible Photographs, Cartoons & Art Masterpieces to Intrigue, Amuse & Inspire Every Writer in Your Class!

By Karen Kellaher



SCHOLASTIC
PROFESSIONAL BOOKS

NEW YORK • TORONTO • LONDON • AUCKLAND • SYDNEY
MEXICO CITY • NEW DELHI • HONG KONG

Dedication

To Kristen, who has always known
that a picture paints a thousand
words.



Scholastic, Inc. grants teachers permission to photocopy the designated reproducible pages from this book for classroom use. No other part of this publication may be reproduced in whole or part, or stored in a retrieval system, or transmitted in any form or by any means, electronic, mechanical, photocopying, recording, or otherwise, without written permission of the publisher. For information regarding permission, write to Scholastic, Inc. 555 Broadway, New York, NY 10012.

Cover design by Norma Ortiz
Interior illustrations by Mike Moran
Interior design by Grafica, Inc.
Photo research by Deborah Kurosz

ISBN: 0-590-63229-9
Copyright © 1999 by Scholastic, Inc.
All rights reserved
Printed in the U.S.A.

Contents

Introduction 4
 How to Use This Book 6



CHAPTER ONE

Real-Life Photos 7
 Who "Nose" What This Is? 8
 What a Workout! 9
 A "Bear-y" Nice Car 10
 A Whale Tale 11
 Penguin Crossing 12
 Ready for Landing 13
 Monkey Business 14
 Happy Birthday, Rover! 15
 Top Job 16
 Head Over Heels 17
 Doctor, Doctor! 18
 Friends Forever 19
 Birdie and the Beast 20
 Going Buggy 21
 Save My Home 22
 Rise and Shine 23
 Create Your Own! 24



CHAPTER TWO

Political Cartoons 25
 Too Much Trash 26
 Be Ad Smart 27
 Are Sports Stars Paid Too Much? 28
 Time Out 29
 Super Special Effects 30

Kids and Collections 31
 Where Are Your Manners? 32
 Scary Snacks 33
 Reading Rules 34
 The Great Uniform Debate 35
 Cars of the Future 36
 Working Together 37
 Breakfast With a Message 38
 Crazy About Computers 39
 Alien Alert 40
 Is Winning Everything? 41
 Kids and Television 42
 Create Your Own 43



CHAPTER ONE

Masterpieces 45
 A Famous Smile 46
 Garden Time 47
 Good Neighbors 48
 On Top of the World 49
 A Space of My Own 50
 The Thinker 51
 Fly Away 52
 The Dream Tree 53
 Art Can Be Abstract 54
 Degas' Dancers 55
 Cat and Bird 56
 Rock Art 57
 A Starry Night 58
 Curiosity 59
 How Do You See Yourself? 60
 Create Your Own 61
 About the Art 62

Introduction

As a child, I loved to dig through the bottomless boxes of photographs my mother stored beneath the beds in our house (organizing them into albums is still on her “to do” list). Scrutinizing a faded black and white print of my grandparents, I would imagine the night they first met. Other snapshots reminded me of my family’s most treasured times: the births of my siblings, vacations on the New Jersey shore, my first day of school. These forays into the photo boxes kept me entertained for hours.



A few years ago, I rediscovered the power of pictures as a graduate student in a fiction-writing workshop. I was struggling with a major case of writer’s block, and the professor prescribed a remedy that had always worked for him: a worn copy of the children’s classic *The Snowman* by Raymond Briggs. “Just look at the illustrations,” the professor suggested, “and write whatever story comes to mind.”



It worked. That beautiful picture book cured my writer’s block. It also got me thinking that illustrations, photos, and other kinds of pictures would be a wonderful way to motivate young writers. That is the premise behind this book, the latest in Scholastic’s popular line of writing prompt collections. I wrote *101 Picture Prompts to Spark Super Writing* as a resource for busy teachers who value writing—and want to make it fun and engaging for their students.

Why Use Writing Prompts?

As teachers, we want all of our students to be able to express themselves creatively and cogently. Writing is not only necessary for communicating in daily life; it is also frequently the means through which we digest new information in all subject areas. Leading educators have been discussing the importance of writing skills for years. In fact, many state and national standardized tests now include segments that require students to write paragraphs and essays.

How can we make sure students get the practice and inspiration they need as emergent writers? One teacher-tested solution is to use exciting writing prompts like the ones in this book. These prompts cover a wide spectrum of kid-friendly topics, from special effects to sports bloopers. They are also connected to your curriculum. There is such a rich variety of topics, you are bound to find one to connect perfectly with a given day’s lesson.



Picture-Perfect Writing

The prompts in this collection have an added advantage: They are all based on visual images that stimulate the imagination. These images capture the full range of human experience and emotion and provide a window into the natural world. Some examples include:

- A political cartoon that asks students to think about the techniques the creators of television commercials use to persuade viewers to buy products.
- A photo of a giant whale parked on a city street—with a prompt suggesting that students act as news reporters on the scene.
- A reproduction of the *Mona Lisa* that gets kids thinking about whom they might honor with such a portrait today.


Because these images require interpretation and imagination, they encourage writing at its best—a transaction in which the student makes his or her own connections and constructs own meaning. You will find that even the most reluctant writer can feel successful with these prompts. At the same time, all of your students will develop a richer sense of visual literacy, the ability to make sense of the countless images we are surrounded with every day.



Don't Miss These Special Features:

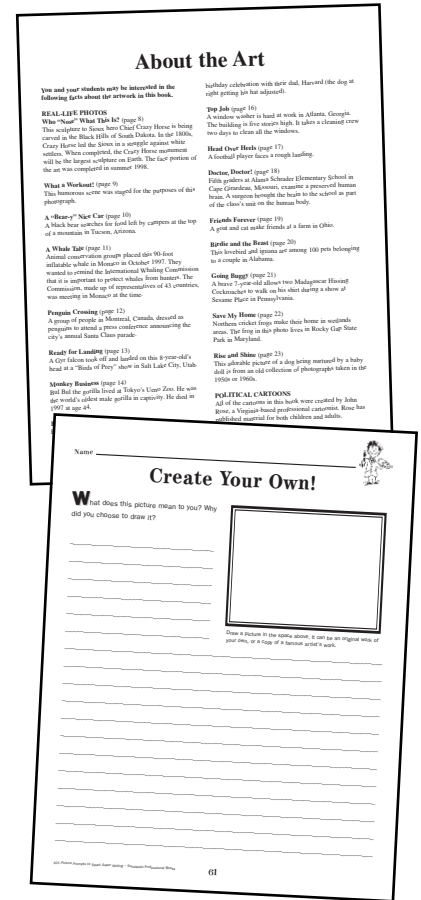
To make this book work for you, we have included the following special features:

- **Easy-to-use reproducibles:** Each picture is printed on its own reproducible page complete with lines for students' writing. That makes it easy for students to save their work in a folder or binder.
- **Variety of writing formats:** The prompts encourage all kinds of writing, from lists to letters, fairy tales to persuasive essays.
- **Cross-curricular prompts:** In addition to the main prompt for each picture, we have included a mini-prompt specifically tied to your science, social studies, language



arts, math, or art curriculum. That means writing can easily fit into your lessons, rather than take time away from them.

- **Opportunities for collaborative writing:** Some prompts are designed for students to tackle in small groups, adding flexibility to your writing program. In writing, as in all learning, interaction with others can produce great results!
- **Topical index:** Use the index in the back of the book to locate a prompt on a particular theme.
- **“Create Your Own” pages:** At the end of each chapter, you will find a reproducible prompt with blank space for students to fill with their own political cartoons, photos, or artwork.



How to Use This Book

Some Tips From the Author:

1. Make writing a daily event. Set aside time each day for responding to picture prompts. Choose a time when students are relaxed and responsive. You will need 15 minutes to a half hour for each prompt activity, depending on your students' level of comfort with writing and interest in the topic.
2. Choose a prompt by browsing through the book or scanning the index for a topic. You may choose to approach the prompts one genre at a time, setting up separate units on photographs, political cartoons, and fine art. Or, you can invite one student to choose a prompt each day.
3. Photocopy the prompt page and review the directions with students. For the mini-prompt at the bottom of each page, encourage students to write on another sheet of paper. Many teachers say these mini-prompts work well as homework or small group work.
4. Model, model, model! While students are writing, respond to the prompt on your own. It will make for a great class discussion.
5. Evaluate students' work. If you don't have time to read and evaluate each student's work every day, collect work from only five or six students at a time. Rotate the collection so that each student gets regular feedback. Invite students to help brainstorm the criteria on which the writing pieces will be evaluated (originality? organization? spelling and punctuation?).

Enjoy!

Real-Life Photos



We are surrounded by photographs in our daily lives—family snapshots, colorful advertisements, newspaper images of war and peace. Because children are often naturally drawn to photos, they make excellent writing prompts. The prompts in this section encourage students to:

- use higher-order thinking skills to interpret photographs critically and creatively.
- write imaginative fiction.
- apply and appreciate humor in writing.
- collaborate with peers in creative problem-solving.
- much, much more!



© AP Photo/Charles Bennett



© AP Photo/Amy Sancetta



© AP Photo/Sesame Place

Name _____



Who “Nose” What This Is?

What do you think this giant face is?
And why in the world are people climbing on
its nose? Write a funny story to explain
what is going on in this picture.



© AP Photo/Charles Bennett

Mini Prompts


Collaborative Writing: This giant face is really a sculpture of a Native American hero who lived long ago. The sculpture is carved into a mountain. Whom would you honor with a sculpture? Why? What would the sculpture look like?

Name _____



What a Workout!

Invent a new way for pets to get exercise. Weights for cats and dogs to lift? A treadmill for pet snakes? Describe your invention and tell how it would work. Be as outrageous as you'd like!



© Globe Photos

101 Picture Prompts to Spark Super Writing © Karen Kellaher, Scholastic Teaching Resources

Mini Prompts

Collaborative Writing: What do you suppose the cat in the photograph might be thinking? List your group's five funniest responses.

Name _____



A "Bear-y" Nice Car

What is this black bear up to? Is he buying a new car? Or getting ready for a Sunday drive? Make up a funny story to go with the picture.



© AP Photo/David Sanders/Arizona Daily Star

Mini Prompts **Science:** Now write some facts about black bears. Use an encyclopedia or other reference material to find out more about these creatures. Describe the most interesting things you learn about black bears.

Name _____



A Whale Tale

What's a whale doing in the middle of town? Pretend you are a news reporter on the scene, and you have to write an article to tell what is happening. You can choose one of the following news headlines to help you get started. Use your imagination!

- Whale Invades Main Street, Takes Over City Hall
- New School Is Shaped Like a Whale
- Whale Gets Lost in City



© AP Photo/Lionel Cironneau

Mini Prompts **Language Arts:** List at least five adjectives to describe the whale in this photograph.



Penguin Crossing

Get ready for an adventure! Pretend you are one of the “penguins” in this photograph and write a diary entry for one day. Why did you and your pals stop traffic on a busy street? What did you do in the big city?



© AP Photo/Montreal Gazette-Pierre Obendrauf

101 Picture Prompts to Spark Super Writing © Karen Kellaher, Scholastic Teaching Resources


Mini Prompts **Language Arts:** “Penguin Crossing” is one title for this photo. Can you think of others? List as many titles as you can think of, then choose a favorite.

Name _____



Ready for Landing

Finish this story starter: "One day, I was walking to school when I heard a loud screech from above. I looked up and saw a huge falcon about to land on my head! Then the falcon spoke. It said it would take me anywhere in the world I wanted to go..."



© AP Photo/The Salt Lake Tribune, Trent Nelson

Language Arts: Have you ever had an interesting experience with an animal (it might be a pet or a backyard creature)? Tell what happened to you. If not, choose one animal you would most like to see, and tell why.

Mini Prompts


101 Picture Prompts to Spark Super Writing © Karen Kellaher, Scholastic Teaching Resources

Name _____



Monkey Business

This gorilla sure looks angry! But can animals really think and feel? Give your own opinion.



© AP Photo/Ueno Zoo

Science: Crossed arms are an example of what people call “body language” or nonverbal communication. Another example is when we smile to show someone we are glad to see them. Can you describe another example of body language?



Happy Birthday, Rover!

These people and puppies are wearing party hats for a reason. They are celebrating the dogs' birthdays! Do you or anyone you know celebrate a pet's birthday? If so, how do you celebrate? Some people buy their pets cards and gifts and even serve birthday cake. Do you think that is a great idea—or a waste of money? Explain.



© AP Photo/Morning News of Northwest Arkansas, Flip Putthoff

Mini Prompts **Math:** Plan a birthday bash for a favorite pet. (If you don't have a pet, plan a party for a friend's pet.) First, list the people and animals you would invite. Then describe the menu. Tell how much of each treat you would need to buy to feed everyone.

Name _____



Top Job

What is happening in this picture? Is it a thief about to break into the 30th floor of an office building? A brave window washer tackling a day’s work? Write a story to tell what is going on in the picture. Use at least 10 action words, such as tackle or break.



© AP Photo/The Albany Herald, Frank L. Flanigan


Social Studies: Pretend you are the owner of a tall building and you need a window washer.
Mini Prompts Create a "Help Wanted" ad for the local newspaper that describes the job. What qualities would someone need to get the job?

Name _____



Head Over Heels

Does this football player think he is a gymnast? Or is he just checking out the new turf on the field? Write a funny story to go with this photo.



© 1998 Mickey Pfeiffer

Mini Prompts

Language Arts: Tell about an embarrassing thing that happened to you while you were playing sports.

Name _____



Friends Forever

Have you ever known two animals that seemed to be friends? What do you think makes a good “friendship” for an animal? What makes a good friendship for human beings?



© AP Photo/Amy Sancetta

Mini Prompts **Language Arts:** Write a letter to a friend to thank him or her for being a good friend to you.

Name _____



Birdie and the Beast

Imagine the bird and lizard in the picture are a prince and princess under a spell. Write a fairy tale about them. How did they fall under the spell? How will the spell get broken? And what adventures did the prince and princess have? Be sure to include these details in your tale!



© AP Photo/The Birmingham News, Philip Barr

Horizontal lines for writing the story.

Language Arts: These animals are really pets. They belong to a family with more than 100 different animals. What animals do you think make the best pets? Everyday creatures like dogs and cats? Or unusual animals, like this iguana? Explain.

Mini Prompts



Going Buggy

What do you think is happening to the boy in this picture? Is he being attacked by bugs? Is he performing a magic trick? Or is he just making new friends? Write a funny story to explain what is going on.



© AP Photo/Sesame Place

Mini Prompts

Language Arts: Rewrite your story. This time, tell the story from the point of view of one of the cockroaches!

101 Picture Prompts to Spark Super Writing © Karen Kellaher, Scholastic Teaching Resources



Save My Home

This is a northern cricket frog. It lives in wet, swampy areas called wetlands. Many of these frogs have lost their homes because people have dried up wetlands in order to build homes, farms, and businesses. Write a paragraph about this situation from the frog's point of view. If you'd like, write your paragraph in the form of a letter to the editor of a newspaper.



© AP Photo/Cumberland Times-News, Mark Simons

Mini Prompts **Science:** What is the weirdest animal that you have ever held or touched? Tell about your experience.

Name _____



Rise and Shine

Imagine that this is the first scene of a movie in which this doll and dog are the main characters. What are their names? Where do they live? What other characters are in the movie? Write a synopsis (a summary) of the movie describing their adventures.



© Globe Photos

Mini Prompts

Language Arts: Write a description of either a toy or pet that was important to you when you were little. Include lots of details about what it looked like, how you got it, and why it was important to you.

Name _____



Create Your Own!

I magine it is the day the photograph was taken, and you are there. Write a story about what happens next. Use your imagination!

Bring a favorite snapshot from home and paste it here (get permission first!). It can be a photo of family, friends, pets, or anything you'd like.

Name _____



Too Much Trash

What message do you think the cartoonist is trying to get across? (Check one.)

- Sea shells can sometimes be hard to find, but they are fun to paint.
- People have ruined the beach by polluting it with garbage.
- Many kids enjoy digging and playing ball on the beach.

Have you ever noticed trash or pollution? Where was it? Describe your experience. What would you say to get people to cut down on the amount of trash they make?



101 Picture Prompts to Spark Super Writing © Karen Kellaher, Scholastic Teaching Resources

Mini Prompts Science: Describe one thing children your age could do to help the environment.

Name _____



Be Ad Smart

What do you think the boy is watching in the first half of the cartoon? Why does he click it off? Do you usually pay attention to the commercials when you watch a TV program? What kinds of things do commercials say to get you to buy something?



Mini Prompts

Social Studies: Have you ever bought a toy or food after seeing a commercial for it on TV? Was the item as good as it seemed in the commercial?

Name _____



Are Sports Stars Paid Too Much?

This cartoonist seems to think that sports stars and fans spend too much time thinking about high salaries. Do you agree? Do you think sports stars earn too much money? Explain.



101 Picture Prompts to Spark Super Writing © Karen Kellaher, Scholastic Teaching Resources

Mini Prompts **Collaborative Writing:** Work with two partners on this writing project. Choose one person to be a sports team owner, one to be a fan, and one to be a star player. How do you think each person feels about high sports salaries?

Name _____



Time Out

You can guess that this cartoonist thinks... (Check one.)

- ___ kids do not have enough to do these days.
- ___ kids should spend more time exercising.
- ___ kids are too busy.

Do you agree with the cartoonist's message? Explain.



Mini Prompts **Language Arts:** Write a letter to someone you have not had time to see in a while. It can be a friend, relative, or whomever you choose. Tell him or her what you have been busy doing.

101 Picture Prompts to Spark Super Writing © Karen Kellaher, Scholastic Teaching Resources



Super Special Effects

Have you ever seen a movie or television show with great special effects? Describe one or two of your favorite scenes. What made the special effects so terrific?



101 Picture Prompts to Spark Super Writing © Karen Kellaher, Scholastic Teaching Resources

Mini Prompts **Science:** If you were creating a movie about dinosaurs, what kinds of special effects would you include? What would you need to learn about dinosaurs in order to create your special effects?

Name _____



Kids and Collections

Which of these messages do you think the cartoonist is trying to get across? (Put a check by your answer.)

- It is fun to collect sports cards.
- It is better to collect stuffed animals than toy cars.
- Kids' collections can get out of control.

Do you have a collection? If so, what do you like about it? If not, what might you like to collect? Why?




101 Picture Prompts to Spark Super Writing © Karen Kellaher, Scholastic Teaching Resources

Mini Prompts **Math:** Do you think kids who collect things are wasting their money or investing in the future? Explain.



Where Are Your Manners?

According to the cartoonist, why are the manatee, spotted owl, whooping crane, and people with good manners alike? Do you agree with the cartoonist’s message? Why or why not? Describe a time when you either used good manners and were happy, or when you forgot to use manners and were embarrassed.




Mini Prompts Collaborative Writing: Describe the rules of courtesy (good manners) you think people in your classroom should follow. Include at least five rules, and tell why these rules are important to you.



Reading Rules

You probably have heard the term “lap top” before. A lap top is a kind of computer. Do you agree with the cartoonist that books are still more popular than computers? What would you rather do: curl up with a great book or play with the computer for a while? Why?



101 Picture Prompts to Spark Super Writing © Karen Kellaher, Scholastic Teaching Resources

Mini Prompts **Language Arts:** Make a list of five or more great books that you would recommend to other kids your age. Include a brief summary of each book.



The Great Uniform Debate

This cartoon is funny mainly because... (Check one.)
 the two boys already look the same.
 school uniforms are expensive.
 school uniforms are against the law.

How would you feel about wearing a uniform to school? Does this cartoon change the way you feel about uniforms? Why or why not? Describe a uniform you would not mind wearing to school every day.



101 Picture Prompts to Spark Super Writing © Karen Kellaher, Scholastic Teaching Resources

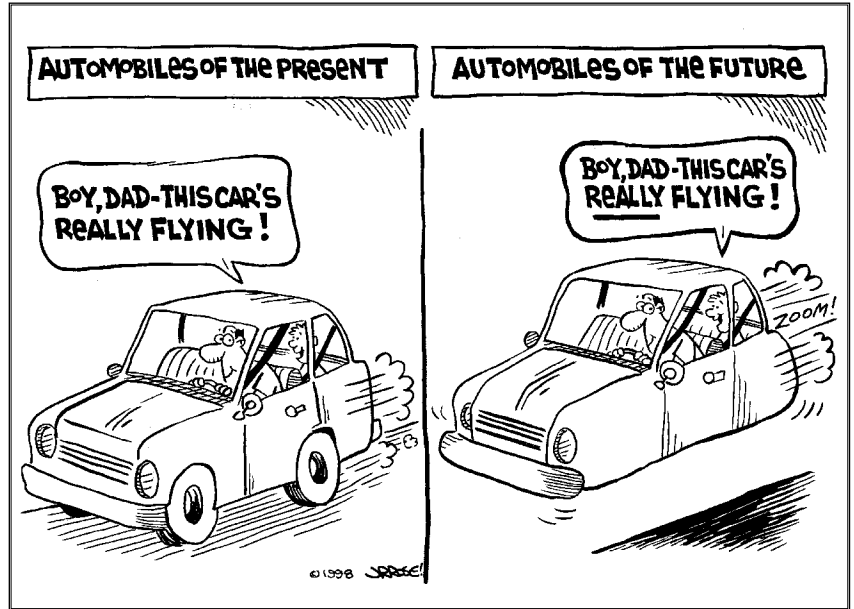
Mini Prompts **Social Studies:** List three reasons school uniforms might be a good idea. Then list three reasons school uniforms might be a bad idea.

Name _____



Cars of the Future

In the cartoon, how is the car of the future different from the car of today? What do you think cars will be like in 10 years? In 100 years? Describe your future dream car. On a separate sheet of paper, sketch your dream car.



Mini Prompts **Science:** Name at least three ways you think life will change in the next 100 years—besides getting flying cars.

101 Picture Prompts to Spark Super Writing © Karen Kellaher, Scholastic Teaching Resources




Working Together

What message do you think the cartoonist is trying to get across? (Check one.)

- ____ Cookies should be stored on low shelves so kids can reach them easily.
- ____ By cooperating, or working together, kids can do more than they can alone.
- ____ Sharing a snack is better than eating one by yourself.

Can you think of a time when you and someone else worked together to solve a problem? Tell what happened.




Mini Prompts

Collaborative Writing: Write a story as a team. Have one person begin by jotting down the first sentence. Then each person in the group adds a sentence or two until the story is complete.



Breakfast With a Message

Why do you think the mother is smiling in the bottom half of this cartoon? Would your parents like a cereal that reminded you to do your chores? What else would your parents want the cereal to say?




Mini Prompts

Language Arts: Make a list of the top 10 things grown-ups “nag” kids about. Why do you think grown-ups want to remind kids of these things?



Crazy About Computers

In the cartoon, two girls are sending e-mail messages to one another. What makes the cartoon so funny? Do you think computers have changed people's lives? Explain.




Mini Prompts **Social Studies:** Do you think the computer is one of the greatest inventions of all time? If so, tell why. If not, describe an invention you do think is important.



Alien Alert

Describe at least two clues in the cartoon that tell you the mother and son are from another planet. Make up a name for their planet, and write a story about what life is like there.



Mini Prompts

Science: Do you think there are life forms on other planets? If so, how do you think they are similar to human beings? How do you think they are different from humans?



Is Winning Everything?

Which of these messages do you think the cartoonist is trying to get across? (Check one.)

____ Sometimes kids feel a lot of pressure to win at sports.

____ It is not that hard to hit a home run if you really try.

____ Girls are better than boys at playing baseball.

Have you ever felt pressure to win at sports—or at any other activity? How did the pressure make you feel? Some people say kids are pressured too often by parents and coaches to be the best. Do you agree or disagree? Explain.



101 Picture Prompts to Spark Super Writing © Karen Kellaher, Scholastic Teaching Resources

Mini Prompts


Social Studies: How would you reply to someone who said that the only reason to play sports is to win?

Name _____



Kids and Television

How do you think the boy in the cartoon spends most of his free time? What clues in the cartoon gave you that idea? Which activity do you enjoy more: playing outside or watching TV? Why?



101 Picture Prompts to Spark Super Writing © Karen Kellaher, Scholastic Teaching Resources

Mini Prompts Science: List your five favorite outdoor games or activities. Tell why you like each one.

Name _____



Create Your Own!

What is your political cartoon about?
What message do you think the cartoonist
is trying to get across? Do you agree or
disagree? Why?

Clip a political cartoon from your local newspaper and paste it here.


101 Picture Prompts to Spark Super Writing © Karen Kellaher, Scholastic Teaching Resources

Masterpieces



Fine art has captured the human imagination for centuries. The pieces highlighted in this section represent some of the greatest masters as well as some talented unknown artists (including two young winners from Scholastic's annual Art and Writing Awards). In responding to the prompts in this section, your students will:

- experience and respond thoughtfully to some of the world's greatest works of art.
- compare and contrast artistic styles.
- think about how particular works of art connect to students' own lives.
- imagine themselves in the role of artist, deciding what to create and how to create it.
- much, much more!



© The Grand Design, Leeds England/SuperStock




© Musee d'Orsay, Paris/Lauros-Giraudon, Paris/SuperStock



© Musee National D'art De Moderne, Paris Centre National D'art De Culture Georges Pompidou/SuperStock



© Musee du Louvre, Paris Giraudon, Paris/SuperStock




© Private Collection/Christian Pierre/SuperStock



Name _____

Garden Time

This masterpiece is called *Gardeners*. It was painted in 1995 by British painter Judy Byford. Like many people, Byford enjoyed gardening. How does this painting make you feel? If you were going to paint something that makes you feel happy and relaxed, what would it be? Why?



© The Grand Design, Leeds England/SuperStock

101 Picture Prompts to Spark Super Writing © Karen Kellaher, Scholastic Teaching Resources


Mini Prompts **Math:** This painting is full of geometric shapes. How many can you find? Make a list.

Name _____



Good Neighbors

This painting is *Good Neighbors* by Jane Wooster Scott. It was created in 1991. Why do you think the artist chose this title for her painting? Can you find some examples of “good neighbors” in the art? What is your neighborhood like? What do you consider a “good neighbor”? Explain.



© Jane Wooster Scott/SuperStock

Social Studies: Does this picture look like most communities in our country today? Explain.
Mini Prompts Believe it or not, some people today still choose to live a simple life without TV or cars. They wear hand-sewn clothes and grow their own food. Do you think you might like to live this way? Explain.



Name _____

On Top of the World

A French artist named Christian Pierre painted this work of art in 1992. It is called *Global Seat*. What message do you think the painter was trying to get across? What does the picture mean to you? Have you ever heard the saying, “sitting on top of the world”? What does it mean? Have you ever felt that way?



© Private Collection/Christian Pierre/SuperStock

Lined writing area for student responses.

Mini Prompts **Social Studies:** Some people say this painting is a symbol. A symbol is a picture that stands for something. For example, a flag is a symbol of our nation. A dove is a symbol of peace. What other symbols can you think of?

101 Picture Prompts to Spark Super Writing © Karen Kellaher, Scholastic Teaching Resources

Name _____



A Space of My Own

This painting is *Van Gogh's Bedroom at Arles* by Vincent van Gogh. It was painted in 1889. The picture shows the artist's bedroom in his house out in the country. That house and that bedroom were among van Gogh's favorite places, and he painted a lot while he was there. Do you have a place that is all yours? If you were going to paint any room in your home, which one would you choose? Close your eyes and imagine the room. Then describe the room.



© Musee d'Orsay, Paris/Giraudon, Paris/SuperStock


Mini Prompts **Collaborative Writing:** Rooms can tell a lot about the people who use them. This room tells us that van Gogh kept his room neat and liked to have paintings all around him. If a stranger saw a picture of your classroom, what would he or she learn about your class?



Name _____

The Thinker

A sculpture is a work of art carved or shaped from clay, stone, or other material. This famous sculpture is *The Thinker* by Auguste Rodin. It was created in 1888. How do you think the sculpture got its name? Do you think it is a good name for this piece of art? Explain. What other names might you give this sculpture?



© Galay/SuperStock


Mini Prompts **Language Arts:** Which style of art do you like better: paintings or sculptures? Why? How are these two styles the same? How are they different?

Name _____



Fly Away

An American artist named Peter Sickles painted this piece in 1995 and called it *People Flying*. What do you think of the painting? Do you ever wish you could fly? If you could fly, where would you go? How would your life be different?



© Peter Sickles/SuperStock

Mini Prompts

Language Arts: Choose one of the people in this painting and pretend you are he or she. Write a story about your flying experience. How did you get the power to fly? Where are you?

Name _____



The Dream Tree

Daniel Nevins, a modern-day American artist, created this work of art in 1993. It is called *The Dream Tree*. Do you have a special place where you go to daydream? What makes it special? Do you think daydreaming is important—or a waste of time? Explain.



© Private Collection/Daniel Nevins/SuperStock


Mini Prompts **Language Arts:** When you have something on your mind (for example, a big game coming up or an argument with a brother or sister), do you like to be by yourself or around other people? Why?

Name _____



Art Can Be Abstract

This is *Yellow, Red, and Blue*, a painting by Russian artist Wassily Kandinsky. Kandinsky painted this work in 1925. This painting is an example of abstract art. In abstract art, there is not a specific subject that you can recognize. Instead, the artist uses lines, colors, and shapes to share an idea. What idea do you think Kandinsky is trying to share? Why do you think some artists would rather paint abstract art? Do you like it? Why or why not?



© Musée National D'art De Moderne, Paris Centre National D'art De Culture Georges Pompidou/SuperStock

Mini Prompts **Social Studies:** Imagine you are a magazine writer and you have been asked to write an article about Kandinsky's work. If you could travel back in time, what five questions would you ask the artist?

Name _____



Degas' Dancers

French artist Edgar Degas is famous for his paintings of ballet dancers. This one is called *Dancer With Bouquet Curtsyng*. Degas painted it in 1877. Why do you think Degas decided to paint dancers? If you were going to paint the same thing over and over again, what might it be? Horses? Football games? Use your imagination! Tell why you chose this subject.



© Musée d'Orsay, Paris/Lauros-Giraudon, Paris/SuperStock

Mini Prompts **Math:** Today, a painting by Degas costs millions of dollars. What do you think the same painting will cost in 100 years? Why do you think people are willing to pay so much for a piece of art? Would you ever spend that much on a painting?

Name _____



Cat and Bird

This painting is *Cat Gripping a Bird* by Pablo Picasso. Picasso painted it in 1939 in France, where he was living. At that time, Germany was getting ready to attack Poland and France vowed to protect Poland. This conflict was the start of World War II. Picasso painted *Cat Gripping a Bird* to show how he felt about the coming war. Can you tell from the picture what Picasso was thinking? If you were going to draw or paint something going on in the world today, what event would you choose? Why?



© Musée de Picasso, Idem/SuperStock

Mini Prompts

Language Arts: What are some other ways (besides painting) that people express their feelings about war and other problems?



Name _____

Rock Art

This carving is a petroglyph. The first Americans carved and etched many petroglyphs on the walls of caves and canyons. The petroglyphs show us what life was like for Native Americans hundreds of years ago. What do you think this petroglyph shows? What does it tell us about life long ago?



© Rainbow Park, Utah/David Muench/SuperStock

101 Picture Prompts to Spark Super Writing © Karen Kellaher, Scholastic Teaching Resources

Social Studies: Would you like to be an archaeologist? That's someone who studies petroglyphs, fossils, and other things people left behind from long ago. Tell why you would or would not like this job.

Mini Prompts



Name _____

A Starry Night

You may have seen this famous painting before. It is *The Starry Night Over the Rhone* by Dutch artist Vincent van Gogh. Van Gogh created this painting in 1888. Like many other artists, van Gogh often painted what he saw in nature: stars over a river, bright sunflowers, whatever caught his attention. Why do you think so many artists paint things in nature? What part of nature would you like to paint? Why?



© Musée d'Orsay, Paris, Lauros-Giraudon, Paris/SuperStock

Mini Prompts

Science: Create a greeting card that celebrates nature. Use scrap paper for your card (you may have to glue two sheets together to get two clean sides). On one side, color or paint a scene in nature. On the other side, write a message to a friend. Tell why it is important to help the Earth.

Name _____



Curiosity

This picture was created in 1996 by a young artist named Carlee Freeman. Carlee was in high school when she drew this picture. She called it *Curiosity*. Do you think *Curiosity* is a good name for this drawing? Explain. How do you know that the girl in the drawing is curious?



101 Picture Prompts to Spark Super Writing © Karen Kellaher, Scholastic Teaching Resources

Mini Prompts

Language Arts: What do you think the girl is curious about? Write a story based on the picture. Use this story starter if you'd like: "Andrea paused when she heard voices in the kitchen. She thought she was the first one up. It was early for a Saturday, but after all, it was her birthday..."

Name _____



How Do You See Yourself?

A self-portrait is a drawing or painting an artist creates of himself or herself. This self-portrait is by a young American artist named Emilee Netten. Emilee was just 17 years old when she created this work in 1996. What do you think Emilee is like, based on this picture? If you were going to do a self-portrait, how would you draw yourself? What would you wear in the picture? What would you show in the background? What would you want people to think when they looked at the picture?



Collaborative Writing: Create a mini-book about yourself. Write about some important events in your life. Be sure to include some self-portraits of you at different times in your life. You can look at pictures to refresh your memory.

Mini Prompts

About the Art

You and your students may be interested in the following facts about the artwork in this book.

REAL-LIFE PHOTOS

Who “Nose” What This Is? (page 8)

This sculpture to Sioux hero Chief Crazy Horse is being carved in the Black Hills of South Dakota. In the 1800s, Crazy Horse led the Sioux in a struggle against white settlers. When completed, the Crazy Horse monument will be the largest sculpture on Earth. The face portion of the art was completed in summer 1998.

What a Workout! (page 9)

This humorous scene was staged for the purposes of this photograph.

A “Bear-y” Nice Car (page 10)

A black bear searches for food left by campers at the top of a mountain in Tucson, Arizona.

A Whale Tale (page 11)

Animal conservation groups placed this 90-foot inflatable whale in Monaco in October 1997. They wanted to remind the International Whaling Commission that it is important to protect whales from hunters. The Commission, made up of representatives of 43 countries, was meeting in Monaco at the time.

Penguin Crossing (page 12)

A group of people in Montreal, Canada, dressed as penguins to attend a press conference announcing the city’s annual Santa Claus parade.

Ready for Landing (page 13)

A Gyr falcon took off and landed on this 8-year-old’s head at a “Birds of Prey” show in Salt Lake City, Utah.

Monkey Business (page 14)

Bul Bul the gorilla lived at Tokyo’s Ueno Zoo. He was the world’s oldest male gorilla in captivity. He died in 1997 at age 44.

Happy Birthday, Rover! (page 15)

Eleven Labrador retriever puppies have a one-year

birthday celebration with their dad, Harvard (the dog at right getting his hat adjusted).

Top Job (page 16)

A window washer is hard at work in Atlanta, Georgia. The building is five stories high. It takes a cleaning crew two days to clean all the windows.

Head Over Heels (page 17)

A football player faces a rough landing.

Doctor, Doctor! (page 18)

Fifth graders at Alama Schrader Elementary School in Cape Girardeau, Missouri, examine a preserved human brain. A surgeon brought the brain to the school as part of the class’s unit on the human body.

Friends Forever (page 19)

A goat and cat make friends at a farm in Ohio.

Birdie and the Beast (page 20)

This lovebird and iguana are among 100 pets belonging to a couple in Alabama.

Going Buggy (page 21)

A brave 7-year-old allows two Madagascar Hissing Cockroaches to walk on his shirt during a show at Sesame Place in Pennsylvania.

Save My Home (page 22)

Northern cricket frogs make their home in wetlands areas. The frog in this photo lives in Rocky Gap State Park in Maryland.

Rise and Shine (page 23)

This adorable picture of a dog being nurtured by a baby doll is from an old collection of photographs taken in the 1950s or 1960s.

POLITICAL CARTOONS

All of the cartoons in this book were created by John Rose, a Virginia-based professional cartoonist. Rose has published material for both children and adults.

MASTERPIECES

Mona Lisa (page 46)

Leonardo da Vinci's famous *Mona Lisa* is housed in the Louvre in Paris. The woman in the painting is believed to be the wife of a Florentine merchant, Francesco di Bartolommeo del Giocondo.

Gardeners (page 47)

Judy Byford is a contemporary British folk artist.

Good Neighbors (page 48)

Jane Wooster Scott is among the leading painters of American folk art. Many of her paintings, including *Good Neighbors*, show the country at the very beginning of the 20th century. Scott lives in Idaho's Rocky Mountains.

Global Seat (page 49)

Contemporary artist Christianne Pierre is well known in her home state, Florida. Pierre's work is noted for its sense of optimism, strong use of color, and realism.

Van Gogh's Bedroom at Arles (page 50)

Dutch artist Vincent van Gogh moved to Arles, in the south of France, in 1888. He hoped to establish an artists' colony there. Van Gogh loved the bright colors of this Mediterranean region. He completed many works during his year-long stay. But he eventually grew very depressed, leading to the infamous episode in which van Gogh mutilated his ear.

The Thinker (page 51)

The idea for this sculpture came from a decorated door that French sculptor Auguste Rodin was creating for an art museum. Although Rodin never finished the door, he was inspired to sculpt a series of marble and bronze human figures that reflect a wide range of emotions.

People Flying (page 52)

Peter Sickles is a contemporary American artist. He lives and works in New Jersey.

The Dream Tree (page 53)

Daniel Nevins is known for painting on wood rather than canvas, allowing the natural grains to show through.

Yellow, Red, and Blue (page 54)

Russian painter Wassily Kandinsky lived from 1866 to 1944. This work is an example of the abstract style for which the artist is best known.

Dancer With Bouquet Curtsyng (page 55)

Edgar Degas was first introduced to the world of dance and theater by a friend who played the bassoon in the French opera. By the mid 1870s, dancers had become a favorite theme in Degas' work.

Cat Gripping a Bird (page 56)

French artist Pablo Picasso completed this work in April 1939, a few months before the start of World War II. (The war began when Germany invaded Poland and France and England responded by declaring war on Germany.) This piece of art expresses Picasso's anxiety about the escalating violence.

Native American petroglyph (page 57)

A petroglyph is a carving or inscription in rock. Early Native Americans, particularly those living in what is now the American southwest, frequently drew figures on rocks to represent important deities and things in nature.

The Starry Night Over the Rhone (page 58)

Like *Van Gogh's Bedroom at Arles*, this painting was completed at Van Gogh's home in the south of France. It should be noted that Van Gogh created another work with a similar name, *The Starry Night*, one year later, while a patient at a French asylum.

Curiosity (page 59)

Carlee Freeman received an award for this work in the 1996 Scholastic Art and Writing Awards. At the time, Freeman was a high school student in Asheville, North Carolina.

Self Portrait (page 60)

This piece by Emily Netten won a silver award for computer graphics in the 1996 Scholastic Art and Writing Awards. Netten was a student in Storm Lake, Iowa.

Notes