

School Report Card

General Roxas Elementary School
Brgy. Roxas District, QC



General Roxas
Elementary School



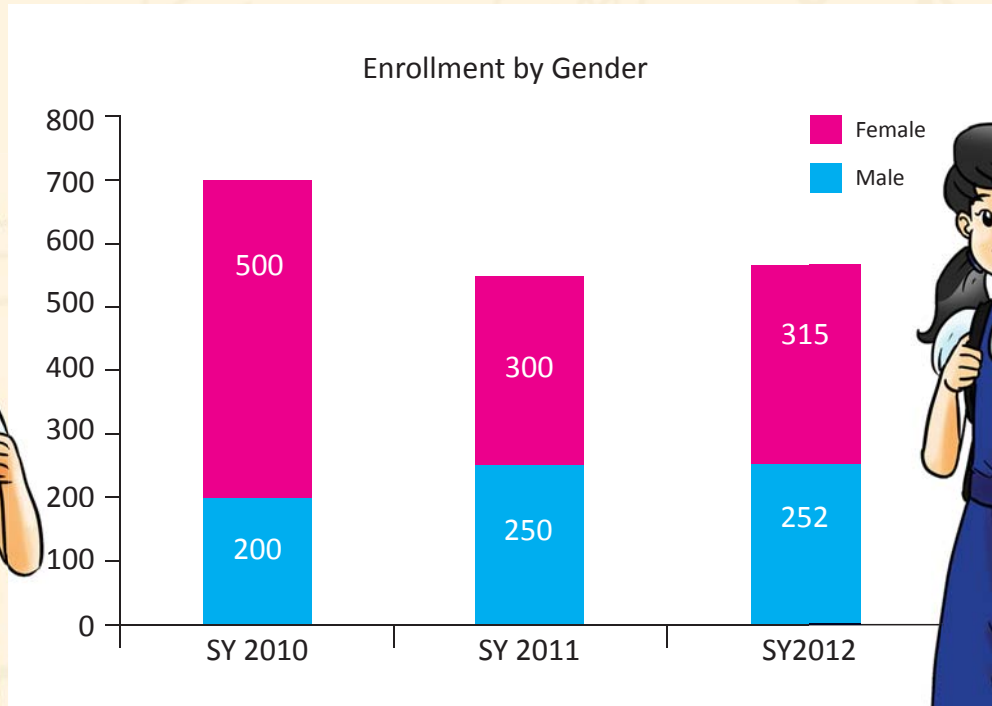
ID No.: 136579



Jonan Timothy D.
MONGCAL

School Profile

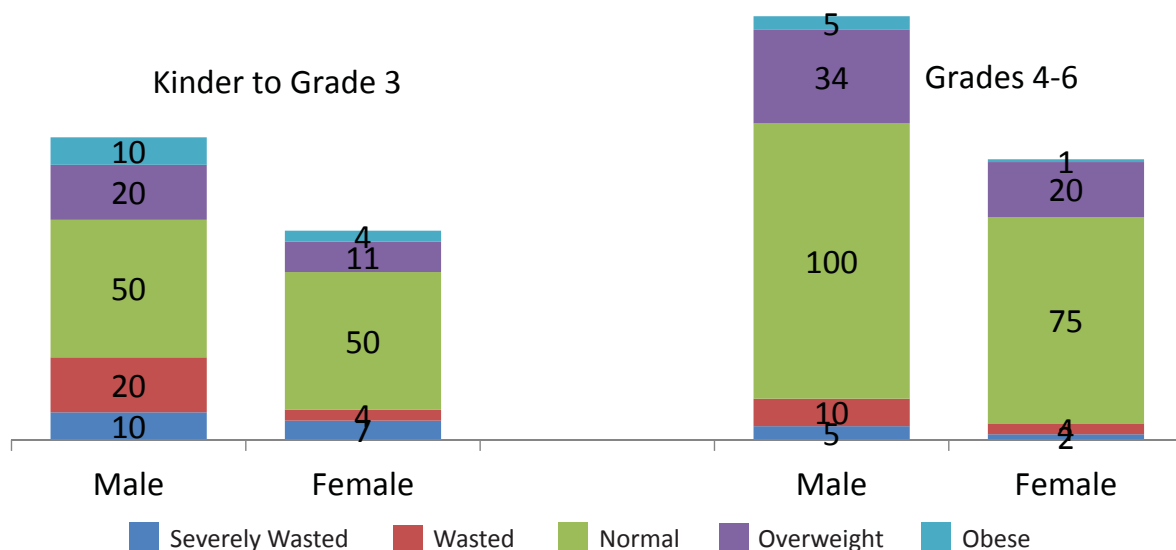
1. Enrollment



From 2010, the number of male enrollees have significantly increased, while the number of female enrollees have decreased. This can be attributed to

2. Health and nutritional status

Number of learners by health status, SY 2013



In the primary grades, 46% (86 out of 186) of the learners fall outside the normal health status. On the other hand, only 32% of Grades 4-6 students fall outside the normal health status.

3. Learners' materials

| | Subject | Excess | Shortage |
|-----------------|---------------|--------|----------|
| Textbook | English 3 | | |
| | Mathematics 5 | | |
| | Science 6 | | |
| | | | |
| | | | |

| | | Number |
|--------------------|-----------|--------|
| Library | Books | |
| | Tables | |
| | Chairs | |
| Computer | Computers | |
| Science Equipment* | | |

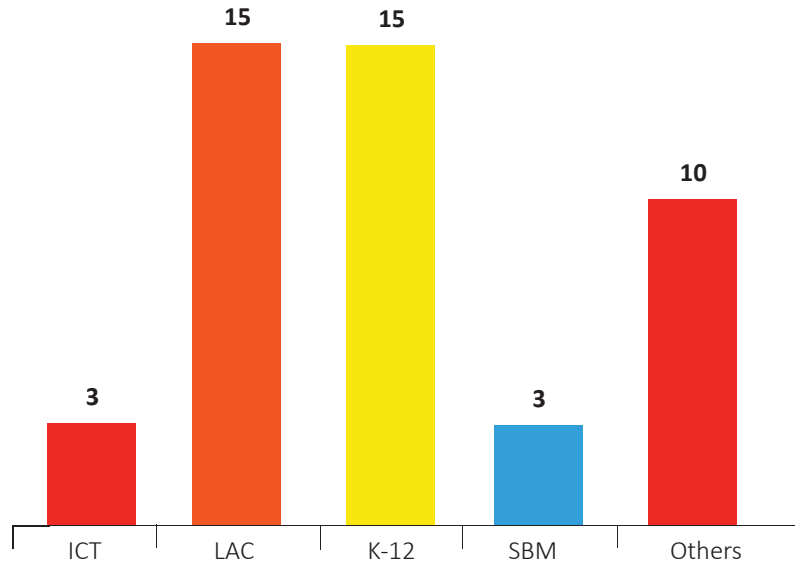
At the end of the school year, there was an excess of x number of textbooks in these subject areas: English and Mathematics.

4. Teachers' professional development



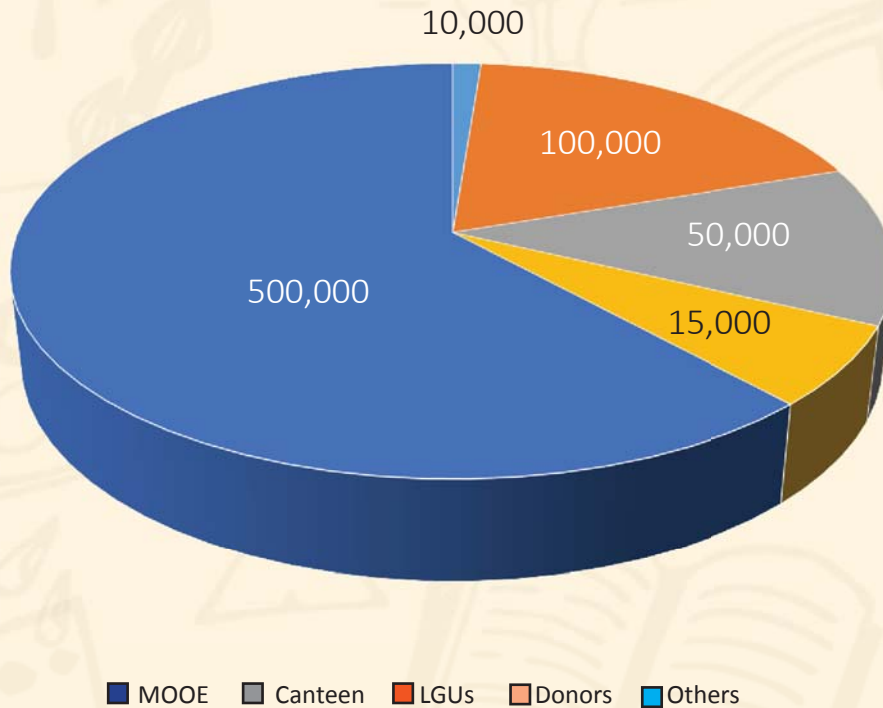
In the last year, majority of the trainings attended by our teachers were about K to 12 and LACs.

Trainings attended by Teachers, SY 2013



5. Funding sources

Sources of School Funding, SY 2013



The biggest source of school funding come from the MOOE. Other sources are canteen fund, LGUs, and donors.

6. School awards and recognition

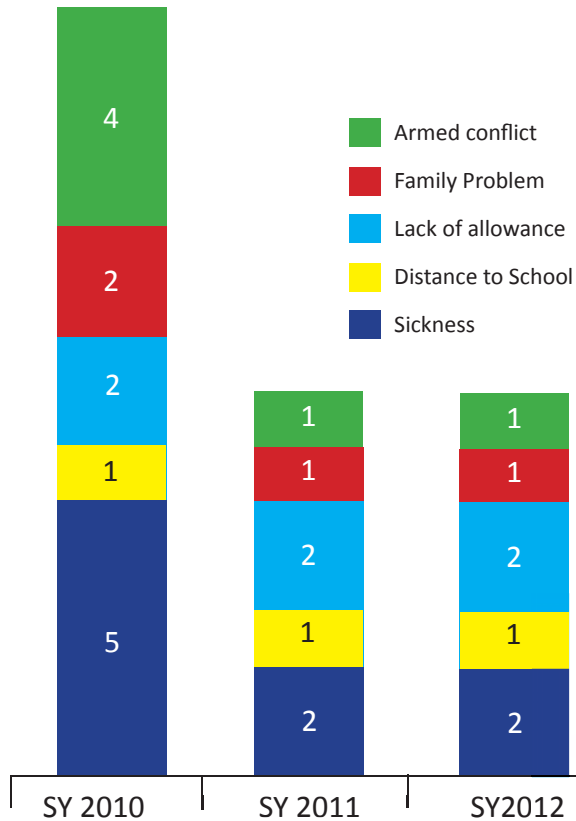
| Title of Award | Award Giving Body | Level (International, National, Region, Division or School level) | Category of Awardee (Student, Teacher, School Head, School) |
|---------------------------------------|-------------------------------|---|---|
| Best Performing School | Division Office of Ilocos Sur | Division | School |
| Over-all Champion in Sports Contest | Vigan City LGU | Division | Student |
| Hall of Famer Brigada Eskwela Awardee | DepEd Central Office | National | School |



Performance Indicators: Access

7. Number and rate of dropouts by cause

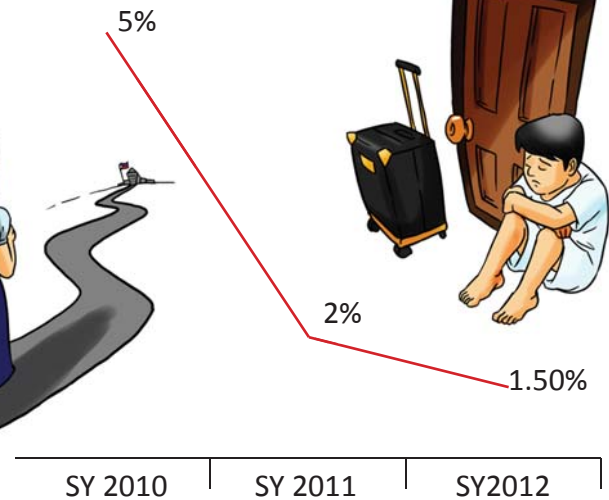
Number of drop out by cause



The dropout rate of the school decreased by 3.5% in just 2 years. The main cause of the dropout of the students remain to be sickness




Drop out Rate



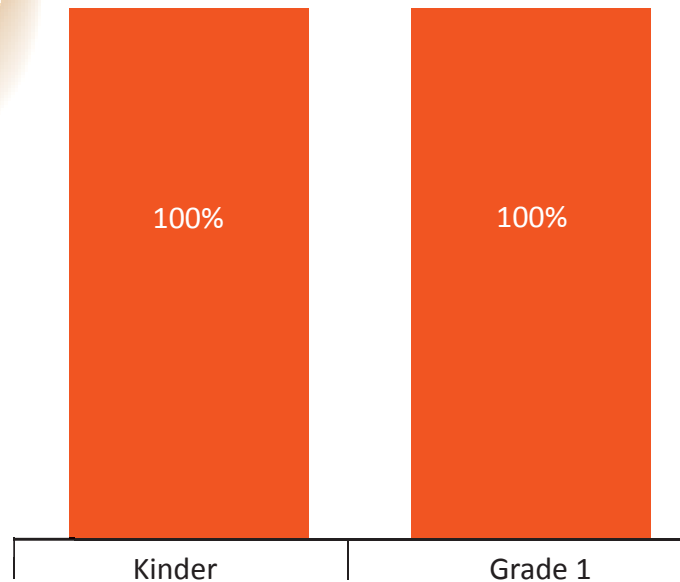
Performance Indicators: Quality

8. Percentage of learners who completed the School Year (Promotion Rate)

The promotion rate was successfully maintained at 100%.

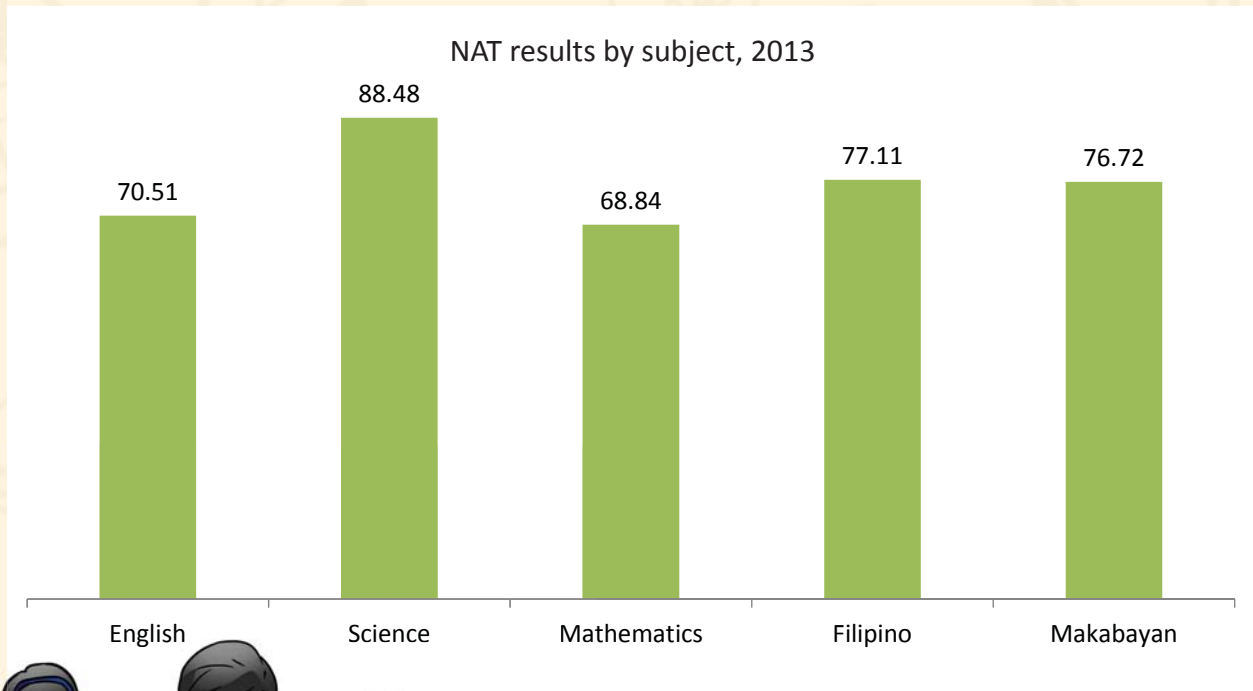


Promotion Rate, SY 2013



Performance Indicators: Quality

9. National Achievement Test (NAT) – by Mean Percentage Score (MPS)



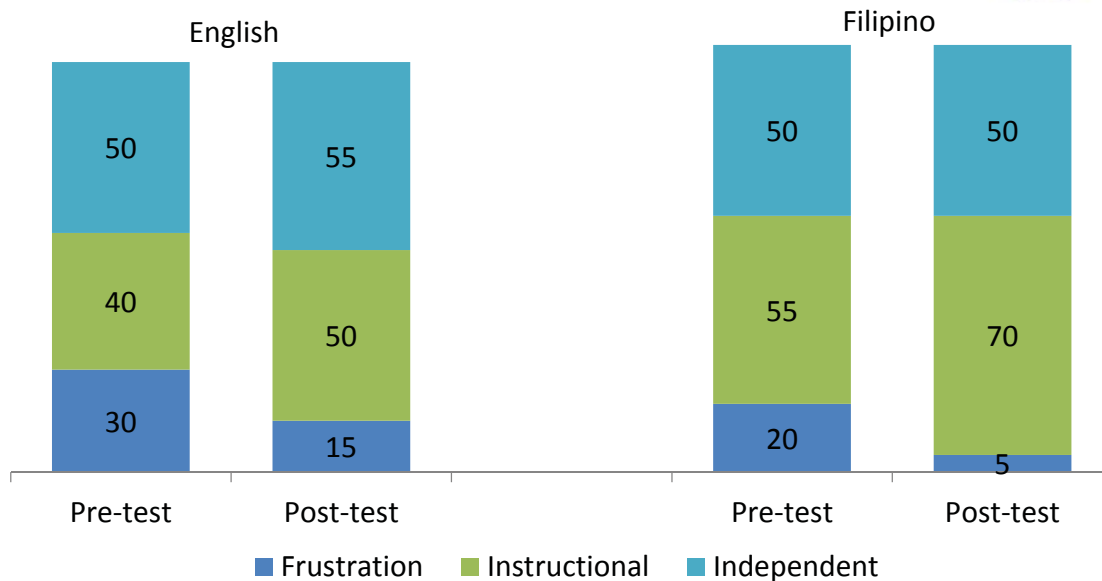
In the recent NAT, students performed well in Science, Filipino, and Makabayan. Interventions maybe needed to help the students in the areas of English and Mathematics.

10. Literacy level

PHIL-IRI results show an improvement in the students' literacy. More students have moved from frustration level to instructional level in both English and Filipino.



Number of learners by literacy level, SY 2013



Performance Indicators: Governance

11. School-Based Management Assessment Level

SBM Level

1

Qualitative Interpretation:

Developing

12. Child-Friendly School Survey result

CFSS Points:

33

Qualitative Interpretation:

Outstanding

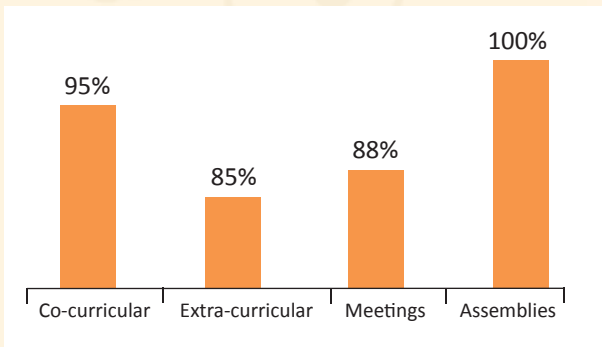


The school got a score of 33 points in the Child-friendly school survey, making us and Outstanding Child-Friendly School.

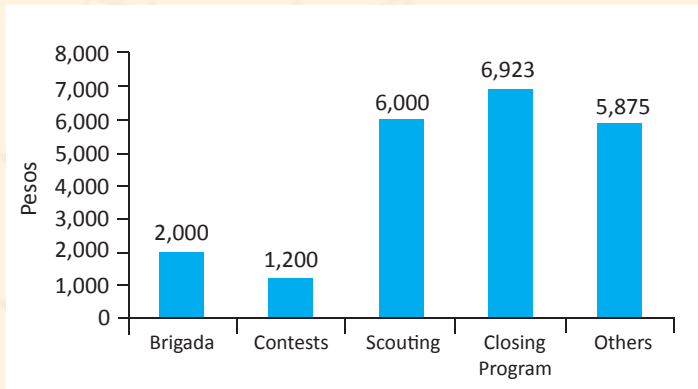
13. Stakeholders' participation

Stakeholders have shown notable participation in the numerous undertakings of the school.

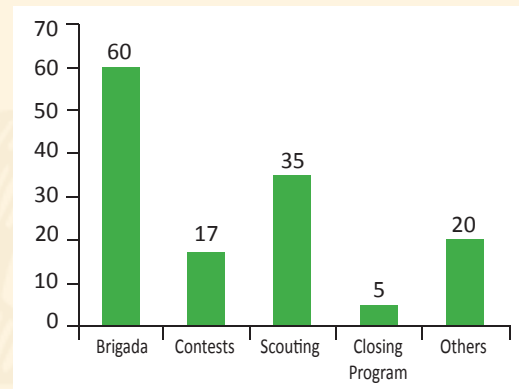
Stakeholders' Attendance to School Activities, SY 2013



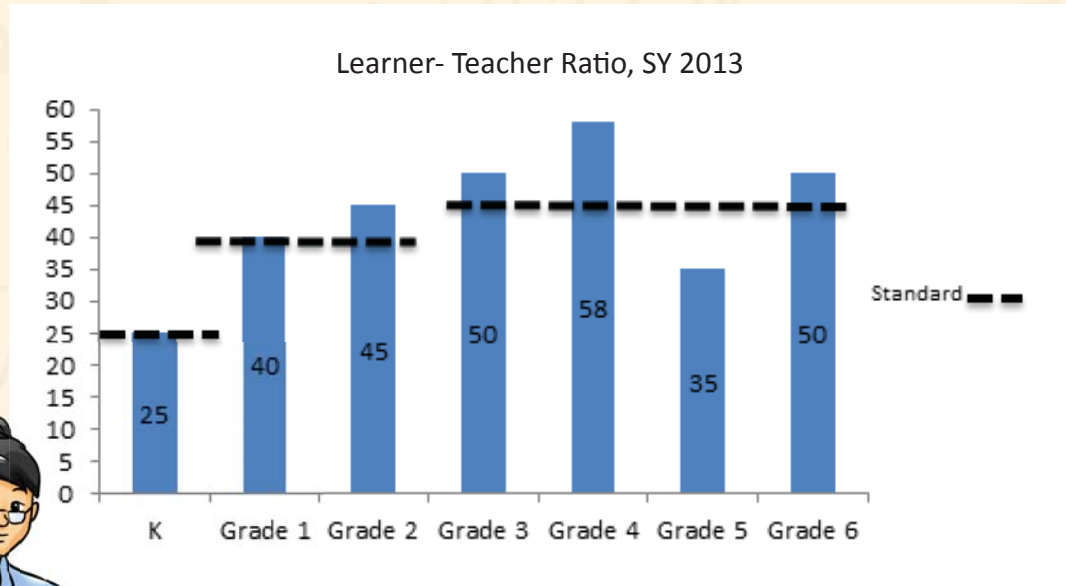
Stakeholders Contribution, SY 2013
Cash/Inkind



Number of volunteer hours



14. Learner-Teacher ratio



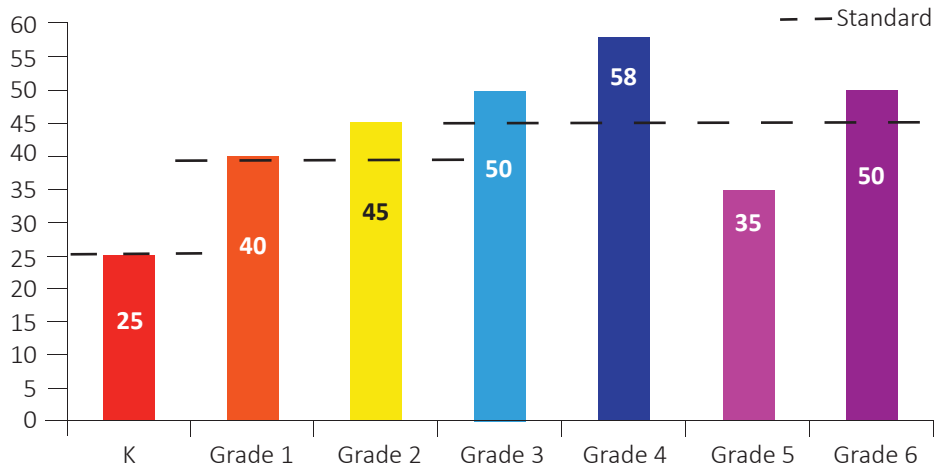
Except for Grades 1 & 5, all levels have a general class size bigger than the recommended pupil-teacher ratio.

15. Learner-Classroom ratio




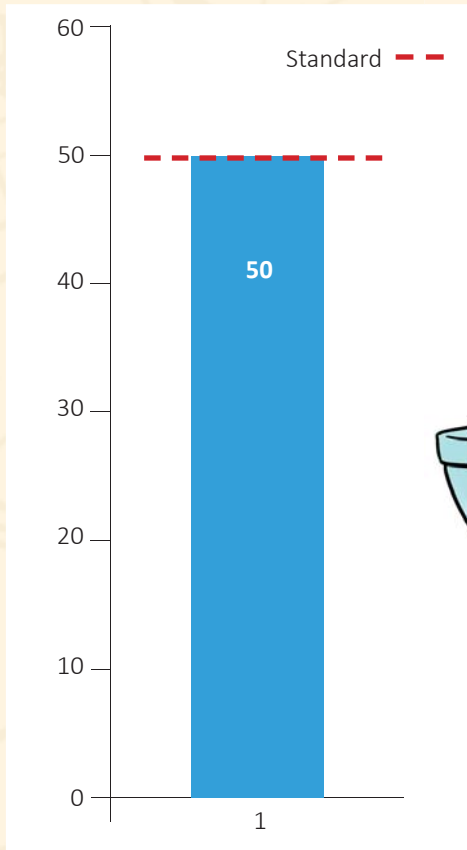
Except for Kinder, Grade 1, and Grade 5, all levels have a general class size bigger than the recommended pupil-classroom ratio. This means that a lot of classrooms are still overcrowded.

Learner- Classroom Ratio, SY 2013



16. Learner-Toilet ratio

Learner-Toilet Ratio, SY 2013


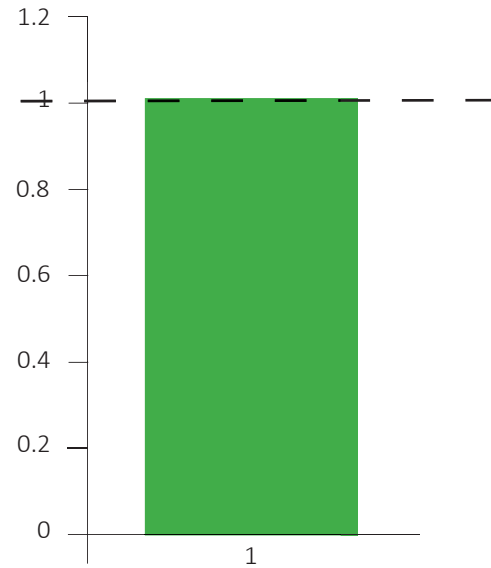


There are enough toilets to accommodate all students while maintaining an acceptable cleanliness level of the bathrooms.

17. Learner-Seat ratio

There are currently enough seats for all our students.

Learner-Seat Ratio, SY 2013



Projects

18. Status of Continuous Improvement (CI) projects

The GPTA held a successful school wide clean up drive last February. It was attended by 125 parents and 150 students.

19. Other stakeholders' accomplishments

A current reading intervention program is being implemented to help 15 non-readers in Grade 2 to reach their ideal reading level.



def

