

Vanguard® Target Retirement 2065 Fund - Investor Shares

Release Date
03-31-21

Category
Target-Date 2060+

Investment Objective & Strategy

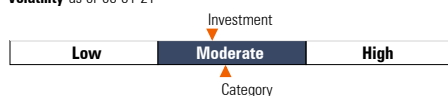
From the investment's prospectus

The investment seeks to provide capital appreciation and current income consistent with its current asset allocation.

The fund invests in other Vanguard mutual funds according to an asset allocation strategy designed for investors planning to retire and leave the workforce in or within a few years of 2065 (the target year). The fund's asset allocation will become more conservative over time, meaning that the percentage of assets allocated to stocks will decrease while the percentage of assets allocated to bonds and other fixed income investments will increase.

Volatility and Risk

Volatility as of 03-31-21



Risk Measures as of 03-31-21	Port Avg	Rel S&P 500	Rel Cat
3 Yr Std Dev	16.61	0.90	0.98
3 Yr Beta	1.46	—	0.98

Principal Risks

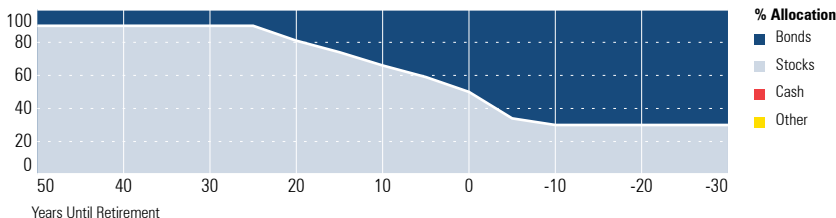
Hedging Strategies, Credit and Counterparty, Prepayment (Call), Currency, Loss of Money, Not FDIC Insured, Country or Region, Income, Interest Rate, Market/Market Volatility, Equity Securities, Fixed-Income Securities, Management, Target Date

Important Information

Morningstar Investment Profiles must be accompanied by Morningstar Disclosure and Glossary.

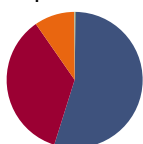
Funds or their affiliates may pay compensation to Voya® affiliates offering a fund. Such compensation may be paid out of distribution, service and/or 12b-1 fees that are deducted from the fund's assets, and/or may be paid directly by the fund's affiliates. Any fees deducted from fund assets are discussed in the fund's prospectus and disclosed in the fund fact sheet. Because these fees are paid on an on-going basis, over time these fees will increase the cost of your investment and may cost you more than paying other types of sales charges. If offered through a retirement program, additional fees and expenses may be charged under that program. NOT A DEPOSIT. NOT FDIC INSURED. NOT INSURED BY ANY FEDERAL GOVERNMENT AGENCY. NOT GUARANTEED BY THE INSTITUTION. MAY GO DOWN IN VALUE.

Allocation of Stocks and Bonds



Portfolio Analysis

Composition as of 03-31-21



Asset Class	% Assets
U.S. Stocks	54.6
Non-U.S. Stocks	35.5
Bonds	9.6
Cash	0.2
Other	0.1

Morningstar Style Box™ as of 03-31-21(EQ) ; 02-28-21(F-I)



Top 5 Holdings as of 03-31-21

Holder	% Assets
Vanguard Total Stock Mkt Idx Inv	55.01
Vanguard Total Intl Stock Index Inv	35.36
Vanguard Total Bond Market II Idx Inv	7.12
Vanguard Total Intl Bd Idx Investor	2.54
Vanguard Total Intl Bd II Idx Investor	0.00

Credit Analysis: % Bonds as of 02-28-21

Rating	Count	Rating	Count
AAA	53	BB	0
AA	9	B	0
A	17	Below B	0
BBB	17	Not Rated	3

Morningstar Super Sectors as of 03-31-21

Sector	% Fund
Cyclical	35.84
Sensitive	43.02
Defensive	21.15

Morningstar F-I Sectors as of 03-31-21

Sector	% Fund
Government	54.06
Corporate	24.95
Securitized	18.37
Municipal	0.54
Cash/Cash Equivalents	2.09
Other	0.00

Operations

Gross Prosp Exp Ratio	0.15% of fund assets
Net Prosp Exp Ratio	0.15% of fund assets
Management Fee	0.00%
12b-1 Fee	—
Other Fee	—
Miscellaneous Fee(s)	0.15%
Fund Inception Date	07-12-17
Total Fund Assets (\$mil)	1,249.4
Annual Turnover Ratio %	6.00
Fund Family Name	Vanguard

Waiver Data	Type	Exp. Date	%
—	—	—	—

Portfolio Manager(s)

William Coleman, CFA. Since 2017.
Walter Nejman. Since 2017.

Advisor	Vanguard Group Inc
Subadvisor	—

Notes