



Preprinted and Custom-printed Marker Cards

Bulletin Number 1492



Allen-Bradley

by ROCKWELL AUTOMATION

Selection Guide



Original Instructions

What's Inside

Topic	Page
What's New	2
1492 Marker Cards	3
1492 Custom and Preprinted Markers	6
Catalog Number Explanation	7

What's New

New snap-in individual markers for Bulletin 931S Signal Conditioners and 1694 Electronic Circuit Protectors.



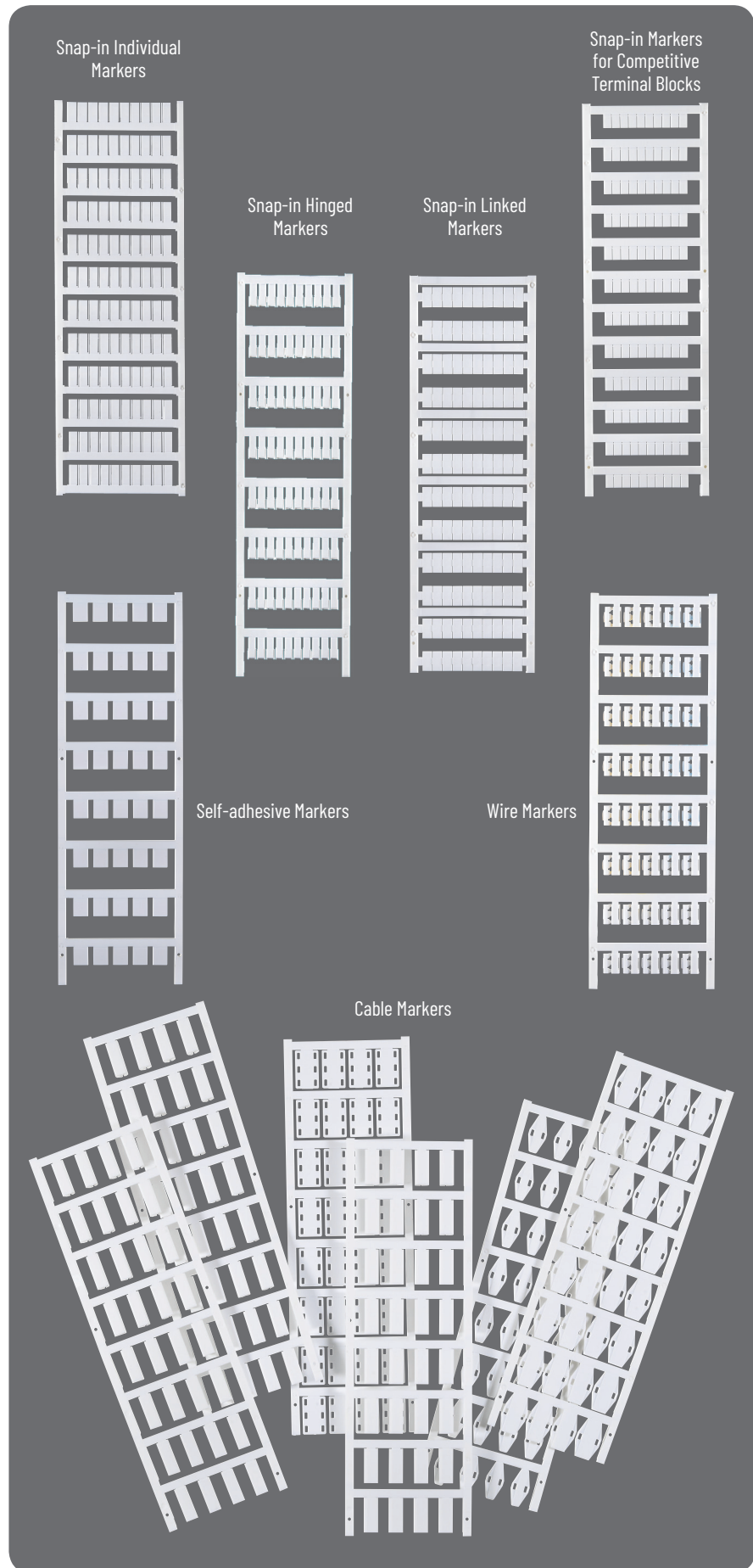
1492 Marker Cards

The Bulletin 1492 Marker Cards offer a convenient method for providing a standard-size frame around an array of markers. This broad assortment includes labels for terminal blocks (both Allen-Bradley and competitors), wire and cables, and a variety of industrial equipment.

- Project description area on every marker card
- One standard-size frame for all markers
- Markers are easily removable from the frame
- Compatible with many Allen-Bradley products, including the following:
 - IEC Terminal Blocks
 - Fuse Holder
 - IEC Contactors
 - NEMA Terminal Blocks
 - General-purpose and Industrial Relays
 - Motor Protectors
 - PanelConnect™ Modules
 - Electric Overloads
 - IEC Push Buttons





Offering

- Blank marker tags
- Preprinted markers
- Custom printed markers



	Catalog No.	PCS/ PKG	Used With	Markers Per Card	Size
Snap-in Individual Markers 1492-M 	1492-M3X5	5	1492-L	100	3 mm x 5 mm
	1492-M3X12	5	1492-L	120	3 mm x 12 mm
	1492-M5X5	5	1492-J, L	200	5 mm x 5 mm
	1492-M5X8	5	1492-J, L	144	5 mm x 8 mm
	1492-M5X10	5	1492-J, L	144	5 mm x 10 mm
	1492-M5X12	5	1492-J, L	144	5 mm x 12 mm
	1492-M5X15	5	1492-J, L	96	5 mm x 15 mm
	1492-GM5X30	4	1492-EAJ35 and 1492-ERL35 End Anchors	12	5 mm x 30mm ⁽¹⁾
	1492-M6X5	5	1492-J, L	200	6 mm x 5 mm
	1492-M6X10	5	1492-J, L	120	6 mm x 10 mm
	1492-M6X12	5	1492-J, L and 1738 ArmorPOINT® Modules	120	5 mm x 30 mm
	1492-M7X12	5	1492-J, L	108	7 mm x 12 mm
	1492-M8X5	5	1492-J, L	160	8 mm x 5 mm
	1492-SM5X10	5	1492-J, L	144	5 mm x 10 mm
	1492-MN81	5	NEMA Terminal Blocks (1492-HM1, -HM2, -HM3), Circuit Breakers	120	6 mm x 10 mm
	1492-MN83	5	NEMA Terminal Blocks (1492-HM3), Circuit Breakers (1492-CB)	40	10 mm x 10 mm
	1492-MS8X9	5	1492-W, -R, 700-H Relays	56	8 mm x 9 mm
	1492-MS8X12	5	1492-W, -R, 700-H Relays	56	8 mm x 12 mm
	1492-MS8X17	5	700-HN204, -HN205 Relay Sockets	40	8 mm x 17 mm
	1492-MS9X20	5	1667 PanelConnect™ Modules	40	9 mm x 20 mm
1492-MS10X17	5	100-C, D Contactors, 700-CF Relays, 140 Motor Protectors, 193-E1, -E3	40	10 mm x 17 mm	
1492-MD6X9	5	1732 I/O	80	6 mm x 9 mm	
1492-MD8X14	5	931S_ Signal Conditioners	24	8 mm x 14 mm	
1492-MD12X5	5	1694_ Electronic Circuit Protectors	50	12 mm x 5 mm	
Snap-in Linked Markers 1492-MR 	1492-MR3X10	5	1492-L2, -P2, -PS2	192	3 mm x 10 mm
	1492-MR5X8	5	1492-J, L	120	5 mm x 8 mm
	1492-MR6X8	5	1492-J, L	120	6 mm x 8 mm
	1492-MR5X12	5	1492-J, L	120	5 mm x 12 mm
	1492-MR6X12	5	1492-J, L	120	6 mm x 12 mm
	1492-MR8X10	5	1492-J6, -L6, -P6	84	8 mm x 10 mm
	1492-MR8X12	5	1492-J, L	84	8 mm x 12 mm
	1492-MS5X5	5	1492-WM3, -WMD1	80	5 mm x 5 mm
	1492-MS5X9	5	1492-W, 700-HA, 800F Contact Block	80	5 mm x 9 mm
	1492-MS5X12	5	1492-W, 700-H Relays	80	5 mm x 12 mm
	1492-MS6X9	5	1492-W, -R, 700-H Relays	80	6 mm x 9 mm
	1492-MS6X12	5	1492-W, 700-H Relays	80	6 mm x 12 mm
	1492-MR5X10	5	1492-J, L	120	5 mm x 10 mm
Snap-in Hinged Markers 1492-MH 	1492-MH5X10	5	1492-L	96	5 mm x 10 mm
	1492-MH5X15	5	1492-L	96	5 mm x 15 mm
	1492-MH6X12	5	1492-L	80	6 mm x 12 mm

(1) Requires 1492-PL0TPTB

	Catalog	PCS/ PKG	Used With	Markers Per Card	Size
Cable Markers 1492-MW 	1492-MW9X24	5	External Diameter in. (mm) from 0.276 in (from 7.0 mm)	32	9 mm x 24 mm ⁽¹⁾
	1492-MW10X23	5	External Diameter in. (mm) from 0.276 in (from 7.0 mm)	32	5 mm x 23 mm ⁽¹⁾
	1492-MW14X23	5	External Diameter in. (mm) from 0.276 in (from 7.0 mm)	32	8 mm x 23 mm ⁽¹⁾
	1492-MW11X60	5	External Diameter in. (mm) from 0.276 in (from 7.0 mm)	12	11 mm x 44 mm ⁽¹⁾
	1492-MW5-21	5	External Diameter in. (mm) 0.162...0.193 in (4.1...4.9 mm)	32	5 mm x 21 mm ⁽²⁾
	1492-MW6-21	5	External Diameter in. (mm) 0.185...0.229 (0.268) in (4.7...5.8 (6.8) mm)	32	6 mm x 21 mm ⁽²⁾
	1492-MW7-21	5	External Diameter in. (mm) 0.229...0.276 (0.335) in (5.8...7.0 (8.5) mm)	32	7 mm x 21 mm ⁽²⁾
Snap-in Individual Markers for Rockwell Automation product and Competitive Terminal Blocks 1492-MC 	1492-MCW4X9	5	Wago products	100	4 mm x 9 mm
	1492-MC5X8	5	Phoenix, Entrelec, Telemecanique, Legrand	120	5 mm x 8 mm
	1492-MCW5X9	5	Wago	100	5 mm x 9 mm
	1492-MC5X10	5	Phoenix, Wieland, Entrelec, Telemecanique, Legrand	120	5 mm x 10 mm
	1492-MC5X12	5	Wieland and Telemecanique	120	5 mm x 12 mm
	1492-MCW5X9F	5	Wago	100	5 mm x 9 mm
	1492-MCW5X5	5	Wago	100	5 mm x 5 mm
	1492-MCW6X9	5	Wago	100	6 mm x 9 mm
	1492-MC4X5	5	Phoenix	100	4 mm x 5 mm
	1492-MC5X5	5	Bul. 1492-FB Fuse Holder and Pheonix	100	5 mm x 5 mm
	1492-MC6X5	5	Bul. 1492-FB Fuse Holder and Pheonix	100	6 mm x 5 mm
	1492-MC6X10	5	700-HL Relays, Phoenix, Wieland, Entrelec, Telemecanique, Legrand	120	6 mm x 10 mm
	1492-MC8X10	5	Entrelec, Phoenix	100	8 mm x 10 mm
	1492-MC7X5	5	Phoenix	100	7 mm x 5 mm
	1492-MC5x4	5	Phoenix	100	5 mm x 4 mm
	1492-MCS5X10	5	Siemens	80	5 mm x 10 mm
	1492-MCS6X10	5	Siemens	64	6 mm x 10 mm
1492-MCS6X8	5	Siemens	64	6 mm x 8 mm	
Self-adhesive Markers 1492-MAS 	1492-MAS9X17	5	Self-adhesive for any equipment	40	9 mm x 17 mm
	1492-MAS6X15	5	Bul. 700 Relays	40	6 mm x 15 mm
	1492-MAS9X11	5	Self-adhesive for any equipment	40	9 mm x 11 mm
Wire Markers 1492-MWC 	1492-MWC1-21	5	Insulation Diameter: 0.059...0.098 in (1.5...2.5 mm) / Color: White	40	4.25 mm x 21 mm
	1492-MWC3-21	5	Insulation Diameter: 0.078...0.138 in (2.0...3.5 mm) /Color: White	40	4.25 mm x 21 mm
	1492-MWC4-21	5	Insulation Diameter: 0.098...0.197 in (2.5...5.0 mm) /Color: White	24	6 mm x 21 mm
	1492-MWC1-12	5	Insulation Diameter: 0.059...0.098 in (1.5...2.5 mm) / Color: White	40	4.25 mm x 12 mm
	1492-MWC4-12	5	Insulation Diameter: 0.098...0.197 in (2.5...5.0 mm) / Color: White	24	6 mm x 12 mm

(1) Requires Cable Ties

(2) Requires 1492-PL0TPLTA

1492 Custom and Preprinted Markers

Rockwell Automation introduces the new line of Bulletin 1492 Preprinted Markers in a wide variety of standardized layouts to meet your circuit identification needs.

Print Information

Preprinted Markers are printed on the ClearMark™ printer which uses advanced ink jet technology.

- Preprinted: The typical font used is Arial 9 point except when using smaller markers.
- Custom-printed: Create a customized ClearTools™ file that can be printed by Rockwell Automation.

Orientation Examples

- Made-to-order custom marked cards
- Large assortment available
- Excellent print quality
- Defined by catalog numbers
- Compatible with the following Allen-Bradley products:
 - IEC Terminal Blocks
 - IEC Contactors
 - General-purpose and Industrial Relays
 - Motor Protection Circuit Breakers
 - PanelConnect™ Modules
 - Circuit Breakers
- Helps eliminate the burden of printing standardized markers



Vertical



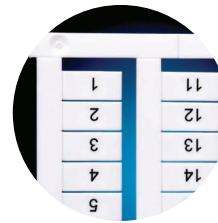
Vertical, Reversed Data




Vertical
1492-M6x12V1-END



Vertical Upside-down
1492-M6x12VU1-END



Vertical Upside-down,
Reversed data
1492-M6x12VUR1-END



Vertical, Reversed data
1492-M6x12VR1-END



Horizontal
1492-M6x12H1-END



Horizontal Upside-down
1492-M6x12HU1-END



Horizontal Upside-down,
Reversed data
1492-M6x12HUR1-END



Horizontal, Reversed data
1492-M6x12V1HR1-END

Catalog Number Explanation

Examples that are given in this section are not intended to be used for product selection.

1492 - **M5X10** **H** **1-100** **s**
 a a b c d

a		
Marker Selection		
M3X5	MS5X5	MCS6X8
M3X12	MS5X9	MC6X10
M5X5	MS5X12	MWC1-12
M5X8	MS6X9	MWC4-12
M5X10	MS6X12	MAS9X17
M5X12	MS8X9	MAS6X15
M5X15	MS8X12	MAS9X11
M6X5	MS9X20	MW9X24
M6X10	MS8X17	MW10X23
M6X12	MS10X17	MW14X23
M7X12	MC5X8	MW11X60
M8X5	MC5X10	MW5-21
MR3X10	MC5X12	MW6-21
MR5X8	MCW4X9	MW7-21
MR6X8	MCW5X9	MWC1-21
MR5X10	MCW5X9F	MWC3-21
MR5X12	MCW5X5	MWC4-21
MR6X12	MCW6X9	MD6X9
MR8X10	MC4X5	GM5X30
MR8X12	MC5X5	MD8X14
SM5X10	MC6X5	MD12X5
MH5X10	MC8X10	
MH5X15	MC7X5	
MH6X12	MC5X4	

b	
Text Direction	
Code	Description
H	Horizontal Print
V	Vertical Print
HU	Horizontal Upside-down Print
VU	Vertical Upside-down Print
HR	Horizontal Print, Reversed data for each column
VR	Vertical Print, Reversed data for each column
HUR	Horizontal Upside-down Print, Reversed data for each column
VUR	Vertical Up-side-down Print, Reversed data for each column
C	Custom ⁽¹⁾

(1) See custom label ordering instructions on this page.

c	
Printing Selection	
Code	Description
Straight Fill Printing	
Option 1-End will start at 1 and continue printing sequential numbers until the end of the card is reached.	
1-End	Sequential printing to end of card
L	Continuous printing "L" on card
L1	Continuous printing "L1" on card
L2	Continuous printing "L2" on card
L3	Continuous printing "L3" on card
U	Continuous printing "U" on card
V	Continuous printing "V" on card
W	Continuous printing "W" on card
Repeat Sequence Printing	
All options in this section will print the defined sequence in a repeating fashion until all tags are filled. (Example - Option 1-100 with a marker selection of M5x10 will print 1...100 and 1...44.)	
1-10 -or- 11-20 -or- 21-30 -or- ... -or- 491-500	Block of 10 sequential numbering. Blocks of 10 within a range from 1...500.
1-20 -or- 21-40 -or- 41-60 -or- ... -or- 481-500	Block of 20 sequential numbering. Blocks of 20 within a range from 1...500.
1-50 -or- 51-100 -or- 101-150 -or- ... -or- 451-500	Block of 50 sequential numbering. Blocks of 50 within a range from 1...500.
1-100 -or- 101-200 -or- ... -or- 401-500	Block of 100 sequential numbering. Blocks of 100 within a range from 1...500.

d	
Single Sequence Printing	
All options in this section will print the defined sequence 1 time only and will leave the rest of the marker tags blank. (Example - Option 1-100S with a marker selection of M5x10 will print 1-100 and leave 44 blank markers).*	
1-10S -or- 11-20S -or- 21-30S -or- ... -or- 491-500S	Block of 10 sequential numbering. Blocks of 10 within a range from 1...500.
1-20S -or- 21-40S -or- ... -or- 481-500S	Block of 20 sequential numbering. Blocks of 20 within a range from 1...500.
1-50S -or- 51-100S -or- ... -or- 451-500S	Block of 50 sequential numbering. Blocks of 50 within a range from 1...500.

Custom Label Ordering

To order custom-printed marker cards, follow these steps:

1. Download the Cleartools™ software from the Rockwell Automation Product and Compatibility Download Center home page.
2. Create your custom marker card using the printer software and save the file to your computer.
3. Place an order for the custom markers on SAP by adding the letter "C" to the end of the marker cat. no. (Example: If the custom marker that was created in Step 2 is Cat. No. 1492-M6X12, an order will be placed in SAP with the new Cat. No. 1492-M6X12C).
4. Include the following with the order.
 - Quantity (the number of needed copies of the file)
 - Company information (with a contact name and phone number)
 - Cleartools .mpc data file

Notes:

Additional Resources

These documents contain additional information concerning related products from Rockwell Automation.

Resource	Description
ClearMultiprint Marking Systems Quick Start publication 1492-OS003	Provides installation, configuration and maintenance information.
EtherNet/IP Network Devices User Manual, ENET-UM006	Describes how to configure and use EtherNet/IP devices to communicate on the EtherNet/IP network.
Ethernet Reference Manual, ENET-RM002	Describes basic Ethernet concepts, infrastructure components, and infrastructure features.
System Security Design Guidelines Reference Manual, SECURE-RM001	Provides guidance on how to conduct security assessments, implement Rockwell Automation products in a secure system, harden the control system, manage user access, and dispose of equipment.
Industrial Components Preventive Maintenance, Enclosures, and Contact Ratings Specifications, publication IC-TD002	Provides a quick reference tool for Allen-Bradley industrial automation controls and assemblies.
Safety Guidelines for the Application, Installation, and Maintenance of Solid-state Control, publication SGI-1.1	Designed to harmonize with NEMA Standards Publication No. ICS 1.1-1987 and provides general guidelines for the application, installation, and maintenance of solid-state control in the form of individual devices or packaged assemblies incorporating solid-state components.
Industrial Automation Wiring and Grounding Guidelines, publication 1770-4.1	Provides general guidelines for installing a Rockwell Automation industrial system.
Product Certifications website, rok.auto/certifications .	Provides declarations of conformity, certificates, and other certification details.

You can view or download publications at [rok.auto/literature](#).

Rockwell Automation Support

Use these resources to access support information.

Technical Support Center	Find help with how-to videos, FAQs, chat, user forums, and product notification updates.	rok.auto/support
Knowledgebase	Access Knowledgebase articles.	rok.auto/knowledgebase
Local Technical Support Phone Numbers	Locate the telephone number for your country.	rok.auto/phonesupport
Literature Library	Find installation instructions, manuals, brochures, and technical data publications.	rok.auto/literature
Product Compatibility and Download Center (PCDC)	Download firmware, associated files (such as AOP, EDS, and DTM), and access product release notes.	rok.auto/pcdc

Documentation Feedback

Your comments help us serve your documentation needs better. If you have any suggestions on how to improve our content, complete the form at rok.auto/docfeedback.





Allen-Bradley, ClearTools, expanding human possibility, FactoryTalk, and Rockwell Automation are trademarks of Rockwell Automation, Inc.

EtherNet/IP is a trademark of ODVA, Inc.

Trademarks not belonging to Rockwell Automation are property of their respective companies.

Rockwell Automation maintains current product environmental compliance information on its website at rok.auto/pec.

Rockwell Otomasyon Ticaret A.Ş. Kar Plaza İş Merkezi E Blok Kat:6 34752, İçerenköy, İstanbul, Tel: +90 (216) 5698400 EEE Yönetmeliğine Uygundur

Connect with us.    

rockwellautomation.com ————— expanding **human possibility**[™]

AMERICAS: Rockwell Automation, 1201 South Second Street, Milwaukee, WI 53204-2496 USA, Tel: (1) 414.382.2000, Fax: (1) 414.382.4444

EUROPE/MIDDLE EAST/AFRICA: Rockwell Automation NV, Pegasus Park, De Kleetlaan 12a, 1831 Diegem, Belgium, Tel: (32) 2 663 0600, Fax: (32) 2 663 0640

ASIA PACIFIC: Rockwell Automation, Level 14, Core F, Cyberport 3, 100 Cyberport Road, Hong Kong, Tel: (852) 2887 4788, Fax: (852) 2508 1846

Publication 1492-SG009C-EN-P - January 2021

Supersedes Publication 1492-SG009B-EN-P - February 2018

Copyright © 2021 Rockwell Automation, Inc. All rights reserved. Printed in the U.S.A.