



# COLORADO STATE

## FOOTBALL

15 CONFERENCE CHAMPIONSHIPS | 17 BOWL GAME APPEARANCES | 45 WEEKS IN THE POLLS SINCE 1994 | 29 ALL-AMERICANS  
257 FIRST-TEAM ALL-CONFERENCE SELECTIONS | 3 COLLEGE FOOTBALL HALL OF FAME SELECTIONS | 1 JIM THORPE AWARD WINNER

**Primary Contact:** Kyle Neaves, Associate Athletic Director for Communications • Kyle.Neaves@colostate.edu • (228) 424-6921 • @KyleNeavesCSU  
**Secondary Contact:** Mike Brohard, Assistant Director for Athletics Communications and Content Development • Mike.Brohard@colostate.edu • (970) 290-0650 • @MBrohard

## GAME 8

### at Fresno State

5:30 p.m. MT | Oct. 26, 2019 | Bulldog Stadium (39,224)

**ON TV:** **Play-by-Play:** Clay Matvik  
**Analyst:** Ryan Leaf

**RADIO:** **Play-by-Play:** Brian Roth  
**Analyst:** Mark Driscoll  
**Reporters:** Marty Cesario


**Colorado State Sports Network:** KARS 102.9 FM  
**Internet Radio:** SiriusXM Ch. 972 and TuneIn app

### COLORADO STATE RAMS (2-5, 1-2 MW)

DATE	OPPONENT	TIME (MT)	TV/RESULT
<b>AUGUST/SEPTEMBER</b>			
30	vs. Colorado (Denver)	8 p.m.	L, 31-52
7	Western Illinois	2 p.m.	W, 38-13
14	at Arkansas	2 p.m.	L, 34-55
21	Toledo	8:15	L, 35-41
28	at Utah State*	5:30 p.m.	L, 24-34
<b>OCTOBER</b>			
5	San Diego State*	8 p.m.	L, 10-24
11	at New Mexico	6 p.m.	W, 35-21
26	at Fresno State*	5:30 p.m.	ESPNU
<b>NOVEMBER</b>			
2	UNLV*	1:30 p.m.	AT&T SportsNet
16	Air Force*	TBD	ESPN Networks
22	at Wyoming*	7:30 p.m.	ESPN2
29	Boise State*	1:30 p.m.	CBS SN

### FRESNO STATE BULLDOGS (3-3, 1-1 MW)

DATE	OPPONENT	TIME (PT)	TV/RESULT
<b>AUGUST/SEPTEMBER</b>			
31	at USC	7:30 p.m.	L, 23-31
7	Minnesota	7:30 p.m.	L, 35-38
21	Sacramento State	7 p.m.	W, 34-20
28	at New Mexico State	5 p.m.	W, 30-17
<b>OCTOBER</b>			
12	at Air Force*	4 p.m.	L, 24-43
18	UNLV*	7 p.m.	W, 56-27
26	Colorado State*	4:30 p.m.	ESPNU
<b>NOVEMBER</b>			
2	at Hawaii*	9 p.m.	Facebook
9	Utah State*	4 p.m.	CBS Sports Network
15	at San Diego State*	6:30 p.m.	ESPN2
23	Nevada*	TBA	ESPN Networks
30	at San Jose State*	TBA	ESPN Networks



<b>COLORADO STATE AT FRESNO STATE</b> .....	9-5
Mike Bobo vs. Fresno State .....	2-0
Jeff Tedford vs. CSU .....	2-1
in Fresno .....	4-2

### NOTING THE RAMS

- Colorado State University is celebrating its 150th anniversary, its sesquicentennial celebration, this year. As part of that celebration, the team will wear a white helmet which features the current Rams-head logo on the side, a 150th celebration sticker on the back and an EDGE sticker on the front during the 2019 Homecoming game vs. San Diego State.
- The Rams enter year five under head coach Mike Bobo, a former quarterback and offensive coordinator at Georgia. Bobo became the 22nd head coach in program history when he was hired on Dec. 23, 2014.
- Bobo became the first CSU coach to win seven regular season games in his first season as the program's head coach as well as the first to lead CSU to a bowl game in each of his first three seasons.
- The Rams continued a trend of playing talent, regardless of class, under Mike Bobo in the season opener vs. Colorado. Five true freshmen appeared in the game including two as starters, WR Dante Wright and OL Nouredin Nouili. The pair became the 15th and 16th true freshmen to start in a game under Bobo's leadership (since 2015). **More on Page 11**
- After returning from a pair of ACL tears that hampered him in the 2016 season and before spring 2018, quarterback Collin Hill was off to a blazing fast start in 2019. However, Hill suffered a third ACL tear in his left knee when he was hit low at Arkansas.
- In his place, quarterback Patrick O'Brien started his first career game against Toledo. The offense didn't miss a beat as they tallied a school-record 694 yards including 405 passing yards, against Toledo.
- The Rams return two starters on the offensive line, Jeff Taylor and Barry Wesley, accounting for 25 starts in their career heading into the 2019 campaign. Wesley, who came to the program as a walk-on, started all 12 games as a redshirt freshman and played all five positions. **Offensive Line Starts by Position on Page 18**
- True freshman Nouredin Nouili became CSU's first true freshman to start on the offensive line in a season opener in at least the last 30 years. **More on Page 12**

### NOTING THE GAME

- CSU hits the road this week for their longest road trip of the season at Fresno State. At 1,200 miles away, Fresno, Ca. eclipses Fayetteville, Ark., by nearly 400 additional miles. It also marks the final flight of the season for the Rams who finish the regular season with 3 of 4 at home and a road trip to Wyoming.
- The Bulldogs are the second of three consecutive MW foes who Mike Bobo has never lost a game to: New Mexico: 5-0, Fresno State 2-0, and UNLV 2-0.
- Colorado State is coming off a bye week in which the team practiced on a normal schedule, but it also afford the Rams and opportunity to get healthy as numerous key players were injured. Following a bye week, head coach Mike Bobo's Rams are 3-2.
- It will be a homecoming of sorts for a number of Rams who hail from the state of California. CSU features 13 players from the state and as many as 12 of those players are expected to travel and participate. Of those 12, as many as 5 are anticipated starters: Brooks, Hicks, Jackson, O'Brien, Stonehouse. Fullback Adam Prentice, who plays a major role as a non-starter, hails from Fresno.

### WHERE TO FIND IT

#### GENERAL

Media Information .....	2
Weekly Schedule .....	2
Mike Bobo .....	8
Bobo Record Book .....	9
This Week in CSU .....	10
Rule Changes .....	12
MW Standings .....	13
CSU Rosters .....	15-16
What Returns .....	16

#### ON THE GAME

Game Center .....	3
Depth Chart .....	7
Assistant Coaches .....	7
Record Breakdown .....	11

#### NOTEBOOK

Offensive Notes .....	4
Defensive Notes .....	5
Special Teams Notes .....	6
Schedule Notes .....	6
2019 Notebook .....	11-14
Start Chart .....	13
Games Played Chart .....	14
Game Notables .....	19
The Last Time .....	21-22
Game Recaps .....	24-29

#### STATISTICS

Opening Drives .....	17
Position/Game Starts .....	18
Explosive Plays .....	19
Turnovers/Big Plays .....	20
Drive Summaries .....	23
Season Statistics .....	30

### NUMBERS TO WATCH

# 3

Under Mike Bobo, the Rams are 3-2 (3-1 since 2016) coming out of a bye week as well as 3-0 in the state of California.

# 5

With 5 true freshmen starters (Wright, Nouili, Bailey, Kamara, Camper), CSU is starting the most true freshmen of any team in the Mountain West.

# 400

In two of his four career starts at CSU, quarterback Patrick O'Brien has passed for more than 400 yards in the game.



## Media INFORMATION

**WORKING CREDENTIALS:** To request credentials, contact the Communications office. All requests should be made as early as possible and should be limited to working press only. Working space in the Canvas Stadium press box is limited and a photo work room is available on the ground level for credentialed photographers.

**MEDIA WILL-CALL:** If not received by mail, credentials may be picked up at the Staff/Media Entrance inside Canvas Stadium. Please be mindful that parking passes cannot be picked up at will-call and must be received prior to gameday.

**PHOTOGRAPHERS:** Credentials for photographers will be issued on the basis of circulation, with priority granted to agencies covering the participating schools on a regular basis. Per NCAA rules, images or likeness of current student-athletes may not be sold, distributed or used for commercial purposes.

**SIDELINE ACCESS:** Excluding select portions of the game, media sideline access is reserved for photographers/videographers. Credentialed photographers/videographers who arrive on the sideline without proper equipment will be removed from the sideline. Credentials must be worn at all times on the sideline. When on the sideline, media must remain outside the bench area. This includes during pre-game activities.

**RECRUITS:** Per NCAA rule, media are not permitted to have contact with a prospect or family members of a prospect during their visit (official or unofficial) to campus, including prospects in attendance at practice or games. Contact includes in-person conversations, phone calls, text messages, e-mails, etc. Media are also asked to make every effort to keep distance from prospects on campus, including at practice, during pre-game activities on the sidelines and in the stands.

**GAMEDAY SERVICES:** Members of the media covering CSU will be provided with pregame notes for both teams, a game program and a flipcard. Approximately 30 minutes following the completion of the game, a final statistical book, including complete team and individual stats, running play-by-play and postgame quotes from players and coaches, will be available.

**POSTGAME INTERVIEWS:** For home games, head coach Mike Bobo and select student-athletes will hold a postgame news conference with the media in the press conference room on the field level of Canvas Stadium. Media members covering the press conference can take the press box elevator down to the Field Level (FL) and proceed to the room straight ahead.

**PRACTICES:** CSU football practices are open to media Tuesday and Wednesday for periods 1 through 4. Video is permitted for individual drills only during the open periods, although media may be alerted of other portions that are not available for video. Requests for players and assistants should be made by 11 a.m. on the day of practice.

### COLORADO STATE ATHLETIC COMMUNICATIONS

<b>Kyle Neaves</b>	<b>Associate A.D./Communications</b>
Kyle.Neaves@colostate.edu	Cell: (228) 424-6921
Primary Football Contact	
<b>Mike Brohard</b>	<b>Assistant Communications Dir.</b>
Mike.Brohard@colostate.edu	Cell: (970) 290-0650
Secondary Football Contact	
<b>John Martin</b>	<b>Assistant Communications Dir.</b>
John.A.Martin@colostate.edu	
<b>Jeff Schmidt</b>	<b>Communications Coordinator</b>
Jeff.Schmidt@colostate.edu	
<b>Austin Hannon</b>	<b>Communications Coordinator</b>
Austin.Hannon@colostate.edu	
<b>John Hirn</b>	<b>Historian</b>
football@coloradoaggies.com	

#### Mailing Address:

CSU Athletic Communications  
Campus Delivery 0120  
Fort Collins, CO 80523

### WEEKLY PRESS CONFERENCE

Coach Mike Bobo will hold his weekly press conference each Monday during a game week at Noon in the press conference room on the field level of Canvas Stadium.

#### Weekly Press Conference Dates:

September 2	October 21
September 9	October 28
September 16	November 11
September 23	November 18
September 30	November 25
October 7	

### COLLEGEPRESSBOX.COM

Now in its 15th season, collegepressbox.com is the official media website of Division I football. Access is provided to approved members of the media as well as a variety of working professionals in the college football industry, including coaches, scouts, analysts and more. In order to be provided with the full range of content, you must register and be approved for access, a process that takes just a few minutes.

## WEEK 8 SCHEDULE

**20**  
SUNDAY

No availability

**21**  
MONDAY

**Press Conference**

Noon  
Canvas Stadium  
Media Room

Mike Bobo available

**22**  
TUESDAY

**Practice**

3:50-5:50 p.m.

Mike Bobo and  
Offensive Players  
available

**23**  
WEDNESDAY

**Practice**

3:50-5:30 p.m.

Mike Bobo and  
Defensive Players  
available

**24**  
THURSDAY

No availability

**25**  
FRIDAY

No availability

**26**  
SATURDAY

**Game #8**

at Fresno State  
5:30 p.m. MT  
ESPNU

**Post Game**

Coach Bobo and  
select players  
available.



## LAST MEETING

Nov. 5, 2016 • Hughes Stadium • Fort Collins, Colo • 23,187



<b>Fresno State</b>	<b>0</b>
<b>Colorado State</b>	<b>37</b>

### Quarter Breakdown

	1	2	3	4	Total
Fresno State	0	0	0	0	0
Colorado State	10	13	14	0	37

### Scoring Summary

#### First Quarter

4:20 CSU Bryan 33 FG  
 1:06 CSU Kinsey Jr. 5 run (Bryan kick)

#### Second Quarter

12:29 CSU Gallup 18 pass from Stevens (Bryon kick)  
 1:25 CSU Matthews 1 run (Bryan kick)

#### Third Quarter

11:10 CSU Hawkins 14 pass from Stevens (Davis kick)  
 7:27 CSU Matthews 1 run (Davis kick)  
 0:00 CSU Bryan 26 FG

	Fresno St.	CSU
FIRST DOWNS	12	28
RUSHES-YARDS (NET)	34-77	47-254
PASSING YDS (NET)	155	240
Passes Att-Comp-Int	12-25-1	19-26-0
TOTAL OFFENSE PLAYS-YARDS	59-232	73-494
Fumble Returns-Yards	0-0	0-0
Punt Returns-Yards	1-10	1-0
Kickoff Returns-Yards	1-19	1-23
Interception Returns-Yards	0-0	1-13
Punts (Number-Avg)	7-36.1	3-43.3
Fumbles-Lost	0-0	0-0
Penalties-Yards	4-35	7-80
Possession Time	27:36	32:24
Third-Down Conversions	7 of 17	6 of 11
Fourth-Down Conversions	0 of 3	0 of 1
Red-Zone Scores-Chances	0-0	1-1

### Fresno State

Rushing	No	Yds	TD	Lg	Avg
Oglesby, Bryson	9	43	0	21	4.3
Kline, Zach	17	26	0	11	1.5
Virgil, Chason	1	0	0	0	0.0
Rice, Justin	3	-3	0	0	-1.0

Passing	Cmp	Att	Int	Yds	TD	Lg
Kline, Zach	11	24	1	147	0	48
Virgil, Chason	1	1	0	8	0	8

Receiving	No	Yds	TD	Lg
Jordan, Jamire	3	64	0	48
Martens, Michael	2	36	0	19
Johnson, KeeSean	2	23	0	25
Peck, Aaron	2	13	0	8
Rice, Justin	1	11	0	7
Riddering, Kyle	2	8	0	6

Tackles	UA-A	Total	Sacks
Brown, Stratton	5-4	9	0.0
Camilli, Jeff	2-6	8	0.0
Bailey, James	1-6	7	0.0

### Colorado State

Rushing	No	Yds	TD	Lg	Avg
Kinsey Jr., Marvin	10	83	1	28	8.3
Matthews, Izzy	10	55	2	13	5.5
Dawkins, Dalyn	10	35	0	8	3.5
Peters, Bryce	5	17	0	13	3.4
Ruiz, Robert	1	15	0	15	15.0
Stevens, Nick	1	5	0	5	5.0
Bauta, Faton	1	2	0	2	2.0
Robles, J.C.	1	0	0	0	0.0

Passing	Cmp	Att	Int	Yds	TD	Lg
Stevens, Nick	19	24	0	240	2	44
Bauta, Faton	0	2	0	0	0	0

Receiving	No	Yds	TD	Lg
Gallup, Michael	9	126	1	30
Ruiz, Robert	2	60	0	44
Hawkins, Anthony	1	14	1	14
Nwosu, Danny	1	13	0	13
Johnson, Olabisi	2	11	0	7
Dawkins, Dalyn	2	8	0	7
Peralta, Nolan	1	5	0	5
Clark, Detrich	1	3	0	3

Tackles	UA-A	Total	Sacks
Elsenblast, Patrick	4-2	6	0.0
Hicks, Jamal	2-3	5	0.0
Vaden, Jordan	3-1	4	0.0

## QUICK FACTS

	CSU	Fresno State
Location	Fort Collins, Colo.	Fresno, Calif.
Founded	1870	1911
Enrollment	33,769	25,000
Nickname	Rams	Bulldogs
Colors	Green and Gold	Red and Blue
Home Stadium	Canvas Stadium	Bulldog Stadium
Stadium Capacity	41,000	40,727
Conference Affiliation	Mountain West	Mountain West
2019 Record	2-5	3-3
2019 Conference Record	1-2	1-1
2018 Conference Finish	5th, Mountain	1st, West

## TEAM COMPARISON

### 2019 STATS

	CSU	Fresno State
Scoring Offense	29.6	33.7
Scoring Defense	34.3	29.3
Rushing Yards	151.0	161.0
Rushing Defense	220.7	155.8
Passing Yards	319.1	242.5
Passing Defense	177.0	214.5
Total Offense	470.1	403.5
Total Defense	397.7	370.3
Interceptions Lost/Gained	6/3	4/8
Fumbles Lost/Gained	12/6	5/8
Penalties/Yards	7.1/69.3	6.0/40.2
Time of Possession	30:59	30:02
Third Down Off./Def.	38.0%/32.0%	38.9%/36.7%
Fourth Down Off./Def.	45.0%/70.0%	80.0%/71.4%
Sacks For/Allowed	15/16	9/12
Touchdowns For/Allowed	26/30	25/23
Field Goal Attempts	8-15	9-16
Red Zone Touchdowns Off./Def.	56.0%/60.0%	57.6%/69.2%

## NCAA RANKING COMPARISON

### 2019 RANKINGS

	CSU	FSU
Scoring Offense	65	39
Scoring Defense	114	82
Rushing Offense	86	71
Rushing Defense	121	66
Passing Offense	11	60
Passing Defense	13	56
Total Offense	21	73
Total Defense	71	55
First Downs Offense	54	112
First Downs Defense	55	34
Penalty Yards	107	7
Turnover Margin	123	8
Sacks For	69	108
Sacks Against	89	64
Third Down Offense	74	70
Third Down Defense	22	53
Red Zone Offense	101	113
Red Zone Defense	74	80

## SERIES BREAKDOWN

SERIES			
CSU leads 9-5			
SCORE	W/L	DATE	HOST
37-0	W	11-5-16	CSU
34-31	W	11-28-15	FSU
7-28	L	10-6-12	CSU
40-35	W	12-20-08	ALB.
35-23	W	9-20-06	FSU
34-10	W	10-04-03	CSU
30-32	L	10-04-02	FSU
22-25 OT L	L	10-13-01	CSU
13-44	L	10-09-99	FSU
41-3	W	11-08-97	CSU
42-20	W	11-09-96	FSU
44-42	W	11-19-94	FSU
34-32	W	10-09-93	CSU
21-52	L	9-19-92	CSU

# OFFENSIVE NOTES

## QB



**#12 Patrick O'Brien**  
6-5, 244, r-Jr, San Juan Capistrano, Calif.

- Made his first career start vs. Toledo
- Threw for a career-best 420 yards and three touchdowns vs. New Mexico
- First two appearances in a CSU uniform came in relief in 2018
- Threw a touchdown pass on the first drive he led as a starter



**#2 Justice McCoy**  
6-1, 207, r-So., New Orleans, La.

- Made his first career appearance vs. Western Illinois
- Has two rushes for CSU, gaining 3 yards
- Rated the No. 24 dual-threat QB coming out of high school

## RB



**#5 Marvin Kinsey Jr.**  
6-0, 211, Sr. Atlanta, Ga.

- Set career-bests in rushing in back-to-back weeks vs. Arkansas and Toledo
- Established career bests with 23 carries, 246 yards vs. Toledo
- Three consecutive games of at least one scoring play of 74 yards or longer
- One of five players in the nation with two runs of 70 yards or longer on the season



**#32 Marcus McElroy**  
5-11, 228, Jr., Denver, Colo.

- Made first 2019 appearance in a start vs. Western Illinois
- Logged a career-best 14 carries and 61 yards vs. Colorado in 2018
- Set career best with 34-yard run vs. Arkansas in 2019

## TE



**#16 Cam Butler**  
6-1, 247, Jr., Columbia, S.C.

- One of two CSU tight ends on the preseason Mackey Award Watch list (T. McBride)
- Has appeared in all 27 possible games during his CSU career along with 18 starts
- Had two catches for 17 yards, including a 13-yard TD vs. CUr
- Caught a touchdown in his first career game as a true freshman vs. Oregon State



**#85 Trey McBride**  
6-4, 258, So., Fort Morgan, Colo.

- Played in all 12 games as a true freshman, starting five
- Scored his first touchdown of the year on a 42-yard play vs. New Mexico
- Finished the Florida (2018) game with a career-best 60 yards

## WR



**#9 Warren Jackson**  
6-6, 218, Jr., Mission Hills, Calif.

- Mountain West offensive player of the week after a career-best 214 receiving yards vs. New Mexico
- He has four two-TD performances, the latest vs. New Mexico
- His 87-yard scoring catch is the longest play from scrimmage in the Mountain West in 2019
- First eight of his career TD receptions were on the road or neutral site



**#4 Nate Craig-Myers**  
6-2, 202, Jr., Dade City, Fla.

- A transfer from Auburn, sat out the first three games of the season
- Saw first action against Toledo
- Played in 28 games with Auburn, with 22 catches for 394 yards

## WR



**#22 Dante Wright**  
5-8, 168, Fr., Navarre, Fla.

- First career catch was a 39-yard TD pass vs. CU
- Has 75-yard scoring receptions in back-to-back games (WIU/Arkansas)
- His 75-yard score vs. WIU came on the first play of the game
- Had his first career 100-yard game (111) vs. WIU; his second came against New Mexico



**#23 Brenden Fulton**  
5-9, 190, r-Sr., Greeley, Colo.


- Made appearances in 20 career games
- Joined the team as a walk-on, put on scholarship prior to 2018 season
- Two-time academic All-Mountain West selection

## WR



**#3 E.J. Scott**  
6-1, 194, r-So., Powder Springs, Ga.

- Started the first five games of the season
- Career-best four catches for 63 yards vs. WIU
- Scored his first career TD vs. WIU
- Career-long reception of 40 yards came vs. WIU



**#80 Nikko Hall**  
6-0, 181, So., Calabasas, Calif.

- Played in eight games as a true freshman in 2018
- Notched a career-best three catches for 33 yards vs. Illinois State
- Opened the 2019 season with two catches vs. CU

## LT



**#72 T.J. Storment**  
6-7, 325, r-Jr., Statesville, N.C.

- Has started every game at LT
- Transferred to Colorado State from Fullerton College
- Earned first-team all-conference recognition at Fullerton College
- CSU is his third school; went to Old Dominion out of high school (2016-17)



**#76 John Blasco, Jr.**  
6-6, 324, r-So., Tacoma, Wash.

- Made his first career appearance vs. WIU
- Redshirted in 2017
- Ranked as Washington's sixth-best tackle coming out of high school

## LG



**#73 Nouredin Nouili**  
6-3, 295, Fr., Frankfurt, Germany.

- Became first true freshman lineman to start a game since Blaine Saipaia in 1996
- Came to the United States as an exchange student from Germany
- Played at Norris High School in Nebraska
- Helped Norris reach the Class B state championship game



**#70 Joctavis Phillips**  
6-4, 329, r-So., West Monroe, La.


- Made his first career start at guard vs. WIU
- Made a reserve appearance in the opener vs. CU
- Appeared in 11 games in 2018, mostly on special teams

## C



**#64 Scott Brooks**  
6-2, 303, Jr., Moorpark, Calif.

- Made his first career start vs. CU
- Played in the final eight games of 2018 as a reserve
- Earned the starting job coming out of spring camp
- Earned Academic All-Mountain West honors



**#60 Florian McCann**  
6-3, 303, r-Fr., Denver, Colo.

- Redshirted in 2018
- Earned all-state honors at Mullen in 2017
- One of four Mullen players on roster

## RG



**#71 Jeff Taylor**  
6-0, 307, Sr., Jonesboro, Ga.

- The Rams' most experienced lineman with 39 games played and 19 starts
- Started at guard vs. CU, but also played some at center
- Started 11 of 12 games for CSU in 2018
- Started three games as a sophomore in 2017



**#56 Ches Jackson**  
6-4, 294, r-Fr., Tifton, Ga.

- Played in one game in 2018, allowing him to still claim a redshirt season
- Was ranked 14th best player in Georgia out of high school
- Played in International Bowl IX Team vs. Canada

## RT



**#69 Barry Wesley**  
6-6, 305, r-So., Morrison, Colo.

- Has started every game of his CSU career
- Came to CSU as a walk-on; was put on scholarship prior to 2018 season
- Played all five positions along the line for the Rams in 2017
- Started all 12 games in 2018, the first seven at left tackle



**#77 Keith Williams**  
6-7, 310, r-Jr., Baltimore, Md.

- Appeared in two games in 2018 as a backup lineman
- Transferred from Independence Community College (2016-17)
- Three-time all-division selection as a prep

Year	GP/GS	Cmp.	Att.	Pct.	Yds.	TD/INT
2019	6/4	98	157	62.4	1,394	6/2
<b>Career</b>	10/4	116	187	62.0	1,586	6/2
<b>Car. Highs:</b>		32	52	70.0	420	3/1

Year	GP/GS	Cmp	Att.	Pct.	Yds	TD/INT
2019	2/0	0	2	0.0	0	0/2/1
<b>Car. Highs:</b>		0	2	0.0	0	0/2

Year	GP/GS	Rush	Yds.	Avg.	TD	Long
2019	7/4	121	703	5.8	6	79
<b>Career</b>	41/4	293	1,529	5.4	17	79
<b>Car. Highs:</b>		23	246	12.7	2	79

Year	GP/GS	Rush	Yds.	Avg.	TD	Long
2019	6/2	33	123	3.7	0	34
<b>Car. Highs:</b>		14	45	7.5	0	34

Year	GP/GS	Rec	Yds.	Avg.	TD	Long
2019	7/3	8	72	9.0	1	20
<b>Career</b>	32/20	49	555	11.3	4	54
<b>Car. Highs:</b>		5	107	26.8	1	54

Year	GP/GS	Rec.	Yds.	Avg.	TD	Long
2019	7/6	20	207	10.4	1	42
<b>Car. Highs:</b>		4	60	20.0	1	48

Year	GP/GS	Rec	Yds.	Avg.	TD	Long
2019	5/5	40	541	13.5	5	87
<b>Career</b>	28/8	87	1,211	13.9	11	87
<b>Car. Highs:</b>		12	214	23.8	2	87

Year	GP/GS	Rec.	Yds.	Avg.	TD	Long
2019	4/3	13	264	20.3	1	65
<b>Car. Highs:</b>		5	88	32.3	1	65

Year	GP/GS	Rec	Yds.	Avg.	TD	Long
2019	7/7	38	595	15.7	3	75
<b>Career</b>	7/7	38	595	15.7	3	75
<b>Car. Highs:</b>		7	111	18.0	1	75

Year	GP/GS	Rec.	Yds.	Avg.	TD	Long
2019	5/0	0	0	0.0	0	0
<b>Car. Highs:</b>		2	30	17.0	1	20

Year	GP/GS	Rec	Yds.	Avg.	TD	Long
2019	5/5	10	152	15.2	1	40
<b>Career</b>	16/6	17	202	11.9	1	40
<b>Car. Highs:</b>		4	63	15.6	1	40

Year	GP/GS	Rec.	Yds.	Avg.	TD	Long
2019	2/0	4	42	10.5	0	19
<b>Car. Highs:</b>		3	33	11.0	1	19

Year	GP/GS
2019	7/7
<b>Career</b>	7/7

Year	GP/GS
2019	1/0
<b>Career:</b>	1/0

Year	GP/GS
2019	6/6
<b>Career</b>	6/6

Year	GP/GS
2019	5/1
<b>Career:</b>	17/1

Year	GP/GS
2019	7/7
2018	8/0
<b>Career</b>	15/7

Year	GP/GS
2019	0/0
<b>Career:</b>	0/0

Year	GP/GS
2019	7/7
2018	12/11
<b>Career</b>	40/20

Year	GP/GS
2019	4/0
<b>Career:</b>	6/0

Year	GP/GS
2019	7/7
2018	12/12
<b>Career</b>	19/19

Year	GP/GS
2019	7/0
<b>Career:</b>	8/0





# Defensive NOTES

**DE**



**#33 Manny Jones**  
6-3, 269, Jr., Cartersville, Ga.

- Established career-bests with 12 tackles and eight solo stops vs. Utah State
- His 12 tackles vs. USU were the most by a CSU DL since 2012
- His 8 solo stops vs. USU were the most by a CSU DL since 2000
- Grabbed first career interception in win over Arkansas in 2018

**#99 Damion Dickens**  
6-1, 264, Sr., Lexington, Miss.

- Dickens recorded a career-best five assisted tackles vs. Utah State
- Had a season-high five tackles in his lone start at Air Force on Thanksgiving last season
- Matched career-best with five tackles vs. SDSU and recorded his first sack

**DT**



**#98 Ellison Hubbard**  
6-0, 286, Jr., Loganville, Ga.

- Has played in all 30 career games
- Started all 12 games in 2018
- Had a career-best seven tackles vs. Colorado in 2018
- Career-best 2.0 sacks and 2.5 TFL vs. WIU

**#92 Livingston Paogofie**  
6-1, 269, Jr., Arlington, Texas

- Rejoined the starting lineup vs. WIU
- Posted a career-high three tackles three times (last vs. WIU)
- His lone sack came vs. Nevada in 2017

**DT**



**#97 Toby McBride**  
6-2, 277, r-Jr., Fort Morgan, Colo.

- Had a career-best 2.0 sacks in win over WIU
- Played in all 13 games as a true freshman in 2016, starting one
- Led team in 2016 with four sacks
- His career-best six tackles came against Colorado in 2019

**#94 Devin Phillips**  
6-1, 311, So., Monroe, La.

- Started all 10 games he played in as a true freshman
- Had a career-best six tackles vs. New Mexico
- His career sacks came on back-to-back plays vs. New Mexico

**DE**



**#1 Jalen Bates**  
6-4, 254, r-Sr., Kaplan, La.

- Started first game in a CSU uniform, vs. CU
- Had a CSU career-best five solo stops vs. New Mexico
- Graduate transfer from Arizona State
- Posted a career-best 10 tackles vs. Utah State

**#91 Jan-Phillip Bombek**  
6-2, 253, Sr., Hamburg, Germany

- One of two German-born players on the team
- Career-best 1.5 sacks vs. WIU, which he matched vs. SDSU
- Ranks second in the MW in sacks, sixth in tackles for loss

**LB**



**#24 Tron Folsom**  
6-1, 211, Sr., Alma, Ga. .

- Graduate transfer from Troy, has started every game
- Was second-team All-Sun Belt in 2018 with 80 tackles
- Notched 184 career tackles at Troy
- Posted two sacks in final year at Troy

**#42 Mohamed Kamara**  
6-1, 215, Fr., Newark, N.J

- Made first career start vs. SDSU, finishign with five tackles
- Main action has come on special teams
- Has one quarterback hurry on the season

**LB**



**#12 Cam'Ron Carter**  
6-0, 221, So., Tucker, Ga.

- Made his second career start in the opener vs. CU
- Played in 11 games as a true freshman in 2018
- Matched a career-best seven tackles vs. WIU
- Had five solo tackles vs. WIU

**#43 Troy Golden**  
6-1, 214, r-Fr., Orlando, Fla.

- Blocked punt vs. CSU, the first for the program since 2014
- Appeared in three games in 2018, allowing him to redshirt
- Playing a key role on special teams this season

**LB**



**#5 Dequan Jackson**  
6-1, 228, So., Jacksonville, Fla.

- Established career best 10 assisted tackles and 13 total tackles vs. Toledo
- Started the first game of his career in 2019
- Earned Academic All-Mountain West recognition in 2018
- Played in 10 games as a true freshman in 2018

**#44 Max McDonald**  
6-0, 239, r-Jr., Fort Collins, Colo.

- Returned to the starting lineup vs. CU
- Played in four games last year as a junior, allowing him to claim it as a redshirt season
- Has played in 24 career games, starting eight

**CB**



**#14 Rashad Ajayi**  
5-11, 183, So., Fairburn, Ga.

- In 2018, became first true freshman to start every game at CSU since Rashad Higgins in 2013
- Turned his first interception into a 55-yard pick-six vs. San Jose State, 2018
- Recorded a season-high five tackles vs. Wyoming, 2018
- Named an accountability team leader

**#26 Marshaun Cameron**  
5-8, 181, Sr., Los Angeles, Calif.

- Transfer from Northern Colorado State University
- Sat out 2018 season with an injury
- Led the Bears with 11 passes defended in 2017

**S**



**#7 Jamal Hicks**  
6-0, 203, Sr., Gardena, Calif.

- Matched career-best with 15 stops vs. SDSU with career-high eight solo tackles
- Ranked third on the team in 2018 with 93 tackles
- Had a career-best 15 stops vs. Air Force in 2018
- Intercepted two passes vs. Abilene Christian in 2017

**#8 Quinn Brinnon**  
5-11, 205, So., Pleasanton, Calif.

- Appeared in all 12 games as a true freshman in 2018
- Posted a career-best 10 tackles vs. Air Force
- First collegiate start came vs. Air Force

**S**



**#37 Logan Stewart**  
6-0, 214, r-Jr., Loveland, Colo.

- Made first career start at CSU in opener vs. CU
- Career-best six assists and 11 total tackles vs. New Mexico
- Joined the team as a walk-on from Iowa Central Community College
- Put on scholarship this summer after a strong spring camp

**#10 Tywan Francis**  
5-10, 194, So., New Orleans, La.

- Played in 11 games as a true freshman in 2018
- Had his first career start vs. Utah State
- Recorded a career-best six tackles vs. the Aggies

**CB**



**#14 Anthony Hawkins**  
5-10, 201, Sr., Arlington, Texas

- Has played in 40 career games, starting 18
- Four of his starts came at wideout as a true freshman
- Posted a career-best seven stops vs. Colorado in 2017
- Intercepted three passes in 2017

**#11 Andre Neal**  
6-0, 196, Sr., Baltimore, Md.

- Intercepted first pass of season for CSU vs. USU, turning it into a 44-yard pick-six
- Made his first start for CSU vs. WIU
- Leads team with two interceptions

Year	GP/GS	UT	AT	TT	Sack	TFL
2019	6/6	17	12	29	1.0	1.5
<b>Career</b>	<b>26/13</b>	<b>49</b>	<b>49</b>	<b>98</b>	<b>5.0</b>	<b>15.0</b>
<b>Car. Highs:</b>	<b>8</b>	<b>5</b>	<b>12</b>	<b>2.0</b>	<b>2.0</b>	

Year	GP/GS	UT	AT	TT	Sack	TFL
2019	7/0	6	9	15	1.0	1.0
<b>Car. Highs:</b>	<b>4</b>	<b>5</b>	<b>5</b>	<b>1.0</b>	<b>1.0</b>	

Year	GP/GS	UT	AT	TT	Sack	TFL
2019	7/6	12	7	19	3.5	4.5
<b>Career</b>	<b>32/18</b>	<b>34</b>	<b>42</b>	<b>76</b>	<b>8.0</b>	<b>12.5</b>
<b>Car. Highs:</b>	<b>4</b>	<b>4</b>	<b>7</b>	<b>3.5</b>	<b>3.5</b>	

Year	GP/GS	UT	AT	TT	Sack	TFL
2019	7/2	3	3	6	1.0	1.0
<b>Car. Highs:</b>	<b>3</b>	<b>3</b>	<b>3</b>	<b>1.0</b>	<b>1.0</b>	

Year	GP/GS	UT	AT	TT	Sack	TFL
2019	2/0	5	5	10	2.0	3.0
<b>Career</b>	<b>19/1</b>	<b>24</b>	<b>23</b>	<b>47</b>	<b>7.0</b>	<b>13.5</b>
<b>Car. Highs:</b>	<b>4</b>	<b>3</b>	<b>6</b>	<b>2.0</b>	<b>3.0</b>	

Year	GP/GS	UT	AT	TT	Sack	TFL
2019	7/7	5	10	15	1.0	2.0
<b>Car. Highs:</b>	<b>3</b>	<b>5</b>	<b>6</b>	<b>1.5</b>	<b>1.5</b>	

Year	GP/GS	UT	AT	TT	Sack	TFL
2019	7/7	15	19	34	0.0	1.5
<b>Career</b>	<b>24/16</b>	<b>32</b>	<b>33</b>	<b>65</b>	<b>1.0</b>	<b>6.5</b>
<b>Car. Highs:</b>	<b>5</b>	<b>6</b>	<b>10</b>	<b>0.5</b>	<b>1.0</b>	

Year	GP/GS	UT	AT	TT	Sack	TFL
2019	7/1	10	12	22	5.0	6.0
<b>Car. Highs:</b>	<b>5</b>	<b>4</b>	<b>6</b>	<b>3.0</b>	<b>1.5</b>	

Year	GP/GS	UT	AT	TT	Sack	TFL
2019	7/6	16	16	32	0.0	1.0
<b>Career</b>	<b>45/30</b>	<b>122</b>	<b>95</b>	<b>217</b>	<b>3.0</b>	<b>18.5</b>
<b>Car. Highs:</b>	<b>11</b>	<b>9</b>	<b>16</b>	<b>1.0</b>	<b>2.0</b>	

Year	GP/GS	UT	AT	TT	Sack	TFL
2019	4/1	5	3	8	0.0	1.5
<b>Car. Highs:</b>	<b>4</b>	<b>2</b>	<b>6</b>	<b>0.0</b>	<b>1.5</b>	

Year	GP/GS	UT	AT	TT	Sack	TFL
2019	7/3	17	17	34	0.5	4.0
<b>Career</b>	<b>17/4</b>	<b>27</b>	<b>36</b>	<b>63</b>	<b>0.5</b>	<b>6.0</b>
<b>Car. Highs:</b>	<b>5</b>	<b>7</b>	<b>7</b>	<b>0.0</b>	<b>2.0</b>	

Year	GP/GS	UT	AT	TT	Sack	TFL
2019	7/0	3	2	5	0.0	0
<b>Car. Highs:</b>	<b>2</b>	<b>1</b>	<b>3</b>	<b>0.0</b>	<b>0</b>	

Year	GP/GS	UT	AT	TT	Sack	TFL
2019	7/5	20	26	46	0.0	1.0
<b>Career</b>	<b>17/5</b>	<b>25</b>	<b>32</b>	<b>57</b>	<b>0.0</b>	<b>1.5</b>
<b>Car. Highs:</b>	<b>4</b>	<b>10</b>	<b>13</b>	<b>1.0</b>	<b>0.5</b>	

Year	GP/GS	UT	AT	TT	Sack	TFL
2019	7/1	5	8	13	0.0	1.0
<b>Car. Highs:</b>	<b>4</b>	<b>6</b>	<b>9</b>	<b>1.0</b>	<b>2.0</b>	

Year	GP/GS	UT	AT	TT	TFL	INT/PD
2019	7/6	7	1	8	0	0/3
<b>Career</b>	<b>19/18</b>	<b>28</b>	<b>13</b>	<b>40</b>	<b>2.0</b>	<b>1/9</b>
<b>Car. Highs:</b>	<b>4</b>	<b>3</b>	<b>5</b>	<b>1.0</b>	<b>1/3</b>	

Year	GP/GS	UT	AT	TT	TFL	INT/PD
2019	7/1	7	11	18	1.0	0/2
<b>Car. Highs:</b>	<b>5</b>	<b>6</b>	<b>10</b>	<b>0.5</b>	<b>1/3</b>	

Year	GP/GS	UT	AT	TT	TFL	INT/PD
2019	7/7	34	28	62	1.5	0/2
<b>Career</b>	<b>34/22</b>	<b>121</b>	<b>93</b>	<b>214</b>	<b>5.5</b>	<b>3/6</b>
<b>Car. Highs:</b>	<b>8</b>	<b>9</b>	<b>15</b>	<b>1.5</b>	<b>2/2</b>	

Year	GP/GS	UT	AT	TT	TFL	INT/PD
2019	6/0	4	3	7	0	0/0
<b>Car. Highs:</b>	<b>6</b>	<b>4</b>	<b>10</b>	<b>1.0</b>	<b>0/0</b>	










Year	GP/GS	UT	AT	TT	TFL	INT/PD
2019	7/7	28	20	48	0.5	0/1
<b>Career</b>	<b>7/7</b>	<b>28</b>	<b>20</b>	<b>48</b>	<b>0.5</b>	<b>0/1</b>
<b>Car. Highs:</b>	<b>7</b>	<b>6</b>	<b>11</b>	<b>0</b>	<b>0/1</b>	

Year	GP/GS	UT	AT	TT	TFL	INT/PBU
2019	7/0	8	6	14	0.0	0/1
<b>Car. Highs:</b>	<b>3</b>	<b>4</b>	<b>4</b>	<b>0.0</b>	<b>0/1</b>	












Year	GP/GS	UT	AT	TT	TFL	INT/PD
2019	7/3	2	1	3	0	0/3
<b>Career</b>	<b>45/20</b>	<b>40</b>	<b>11</b>	<b>51</b>	<b>2.5</b>	<b>3/13</b>
<b>Car. Highs:</b>	<b>7</b>	<b>3</b>	<b>7</b>	<b>1.0</b>	<b>1/2</b>	

Year	GP/GS	UT	AT	TT	TFL	INT/PBU
2019	7/5	7	7	14	1.0	2/2
<b>Car. Highs:</b>	<b>3</b>	<b>4</b>	<b>7</b>	<b>1.0</b>	<b>2/2</b>	

# Special Teams NOTES

K		<b>#83 Braxton Davis</b> 5-11, 180, r-Sr., Fort Collins, Colo. <b>OR</b>	<ul style="list-style-type: none"> <li>Has appeared in 44 career games</li> <li>Saw action in four games in 2018, allowing him to redshirt</li> <li>Made his first career FG against WIU (41 yards)</li> <li>His 240 kickoff attempts have resulted in 121 touchbacks</li> </ul>	<table border="1"> <thead> <tr> <th>Year</th> <th>GP/GS</th> <th>FG</th> <th>FGA</th> <th>Lg.</th> <th>PAT</th> <th>Pts.</th> </tr> </thead> <tbody> <tr> <td>2019</td> <td>4/-</td> <td>1</td> <td>2</td> <td>41</td> <td>1-1</td> <td>4</td> </tr> <tr> <td><b>Career</b></td> <td><b>45/-</b></td> <td><b>1</b></td> <td><b>4</b></td> <td><b>41</b></td> <td><b>4-4</b></td> <td><b>7</b></td> </tr> <tr> <td><b>Car. Highs:</b></td> <td></td> <td><b>1</b></td> <td><b>2</b></td> <td><b>--</b></td> <td><b>3-3</b></td> <td><b>4</b></td> </tr> </tbody> </table>	Year	GP/GS	FG	FGA	Lg.	PAT	Pts.	2019	4/-	1	2	41	1-1	4	<b>Career</b>	<b>45/-</b>	<b>1</b>	<b>4</b>	<b>41</b>	<b>4-4</b>	<b>7</b>	<b>Car. Highs:</b>		<b>1</b>	<b>2</b>	<b>--</b>	<b>3-3</b>	<b>4</b>
	Year	GP/GS	FG	FGA	Lg.	PAT	Pts.																									
	2019	4/-	1	2	41	1-1	4																									
<b>Career</b>	<b>45/-</b>	<b>1</b>	<b>4</b>	<b>41</b>	<b>4-4</b>	<b>7</b>																										
<b>Car. Highs:</b>		<b>1</b>	<b>2</b>	<b>--</b>	<b>3-3</b>	<b>4</b>																										
	<b>#90 Max Poduska</b> 6-0, 185, r-Fr., Fort Collins, Colo. <b>OR</b>	<ul style="list-style-type: none"> <li>Made good on his only FG attempt (42) and all three PAT attempts</li> <li>Transferred to CSU from Kanas State, where he redshirted in 2018</li> <li>A local product, he graduated from Rocky Mountain High School</li> <li>Was 8-of-13 on field goals as a prep</li> </ul>	<table border="1"> <thead> <tr> <th>Year</th> <th>GP/GS</th> <th>FG</th> <th>FGA</th> <th>Lg.</th> <th>PAT</th> <th>Pts.</th> </tr> </thead> <tbody> <tr> <td>2019</td> <td>2/-</td> <td>1</td> <td>3</td> <td>42</td> <td>8-8</td> <td>11</td> </tr> <tr> <td><b>Career</b></td> <td><b>2/-</b></td> <td><b>1</b></td> <td><b>3</b></td> <td><b>42</b></td> <td><b>8-8</b></td> <td><b>6</b></td> </tr> <tr> <td><b>Car. Highs:</b></td> <td></td> <td><b>1</b></td> <td><b>1</b></td> <td><b>42</b></td> <td><b>4-4</b></td> <td><b>6</b></td> </tr> </tbody> </table>	Year	GP/GS	FG	FGA	Lg.	PAT	Pts.	2019	2/-	1	3	42	8-8	11	<b>Career</b>	<b>2/-</b>	<b>1</b>	<b>3</b>	<b>42</b>	<b>8-8</b>	<b>6</b>	<b>Car. Highs:</b>		<b>1</b>	<b>1</b>	<b>42</b>	<b>4-4</b>	<b>6</b>	
Year	GP/GS	FG	FGA	Lg.	PAT	Pts.																										
2019	2/-	1	3	42	8-8	11																										
<b>Career</b>	<b>2/-</b>	<b>1</b>	<b>3</b>	<b>42</b>	<b>8-8</b>	<b>6</b>																										
<b>Car. Highs:</b>		<b>1</b>	<b>1</b>	<b>42</b>	<b>4-4</b>	<b>6</b>																										
		<b>#95 Cayden Camper</b> 6-5, 205, Fr., Pueblo, Colo.	<ul style="list-style-type: none"> <li>Saw his first action vs. Arkansas, hitting 2-of-3 attempts, including a 46 yarder</li> <li>First CSU kicker in 2019 to make two field goals in one game</li> <li>An in-state player, prepped at Pueblo County HS</li> </ul>	<table border="1"> <thead> <tr> <th>Year</th> <th>GP/GS</th> <th>FG</th> <th>FGA</th> <th>Lg.</th> <th>PAT</th> <th>Pts.</th> </tr> </thead> <tbody> <tr> <td>2019</td> <td>4/0</td> <td>6</td> <td>10</td> <td>46</td> <td>16-16</td> <td>34</td> </tr> <tr> <td><b>Car. Highs:</b></td> <td></td> <td><b>2</b></td> <td><b>3</b></td> <td><b>46</b></td> <td><b>4-4</b></td> <td><b>10</b></td> </tr> </tbody> </table>	Year	GP/GS	FG	FGA	Lg.	PAT	Pts.	2019	4/0	6	10	46	16-16	34	<b>Car. Highs:</b>		<b>2</b>	<b>3</b>	<b>46</b>	<b>4-4</b>	<b>10</b>							
Year	GP/GS	FG	FGA	Lg.	PAT	Pts.																										
2019	4/0	6	10	46	16-16	34																										
<b>Car. Highs:</b>		<b>2</b>	<b>3</b>	<b>46</b>	<b>4-4</b>	<b>10</b>																										
P		<b>#41 Ryan Stonehouse</b> 5-9, 171, Jr., La Verne, Calif.	<ul style="list-style-type: none"> <li>Rams' career leader in punting average at 47.3 yards and a second team All-American in 2018</li> <li>Has one pass attempt, a completion good for 11 yards, against Utah State in 2018</li> <li>Father, Paul, punted for Stanford (1989-92), and uncle, John, punted for USC (1992-94)</li> <li>CSU's lone representative on the 2019 preseason all-Mountain West team</li> </ul>	<table border="1"> <thead> <tr> <th>Year</th> <th>GP/GS</th> <th>Punt</th> <th>Yds.</th> <th>Avg.</th> <th>I-20</th> <th>LG</th> </tr> </thead> <tbody> <tr> <td>2019</td> <td>7/-</td> <td>32</td> <td>1,513</td> <td>47.3</td> <td>6</td> <td>64</td> </tr> <tr> <td><b>Career</b></td> <td><b>32/-</b></td> <td><b>143</b></td> <td><b>6,764</b></td> <td><b>47.3</b></td> <td><b>48</b></td> <td><b>70</b></td> </tr> <tr> <td><b>Car. Highs:</b></td> <td></td> <td><b>9</b></td> <td><b>439</b></td> <td><b>56.8</b></td> <td><b>--</b></td> <td><b>70</b></td> </tr> </tbody> </table>	Year	GP/GS	Punt	Yds.	Avg.	I-20	LG	2019	7/-	32	1,513	47.3	6	64	<b>Career</b>	<b>32/-</b>	<b>143</b>	<b>6,764</b>	<b>47.3</b>	<b>48</b>	<b>70</b>	<b>Car. Highs:</b>		<b>9</b>	<b>439</b>	<b>56.8</b>	<b>--</b>	<b>70</b>
	Year	GP/GS	Punt	Yds.	Avg.	I-20	LG																									
2019	7/-	32	1,513	47.3	6	64																										
<b>Career</b>	<b>32/-</b>	<b>143</b>	<b>6,764</b>	<b>47.3</b>	<b>48</b>	<b>70</b>																										
<b>Car. Highs:</b>		<b>9</b>	<b>439</b>	<b>56.8</b>	<b>--</b>	<b>70</b>																										
		<b>#86 Ross Reiter</b> 5-11, 231, So., Phoenix, Ariz.	<ul style="list-style-type: none"> <li>Served as Rams' longsnapper as a true freshman</li> <li>Posted four special teams tackles</li> <li>Earned Academic All-Mountain West honors</li> <li>No. 2 rated longsnapper out of high school</li> </ul>	<table border="1"> <thead> <tr> <th>Year</th> <th>GP/GS</th> </tr> </thead> <tbody> <tr> <td>2019</td> <td>7/-</td> </tr> <tr> <td>2018</td> <td>12/-</td> </tr> <tr> <td><b>Career</b></td> <td><b>19/-</b></td> </tr> </tbody> </table>	Year	GP/GS	2019	7/-	2018	12/-	<b>Career</b>	<b>19/-</b>																				
Year	GP/GS																															
2019	7/-																															
2018	12/-																															
<b>Career</b>	<b>19/-</b>																															
LS		<b>#23 Dante Wright</b> 5-8, 168, Fr., Navarre, Fla.	<ul style="list-style-type: none"> <li>The Rams' primary punt returner this season</li> <li>Averaging 143.7 all-purpose yards</li> <li>Best return of young career came against WIU</li> <li>An offensive starter at receiver</li> </ul>	<table border="1"> <thead> <tr> <th>Year</th> <th>PR/Yds.</th> <th>Lg.</th> <th>KR/Yds.</th> <th>Lg.</th> <th>TD</th> </tr> </thead> <tbody> <tr> <td>2019</td> <td>12/56</td> <td>20</td> <td>-/-</td> <td>-</td> <td>0</td> </tr> <tr> <td><b>Career</b></td> <td><b>12/56</b></td> <td><b>20</b></td> <td><b>-/-</b></td> <td><b>-</b></td> <td><b>0</b></td> </tr> <tr> <td><b>Car. Highs:</b></td> <td><b>4/35</b></td> <td><b>20</b></td> <td><b>-/-</b></td> <td><b>14</b></td> <td><b>0</b></td> </tr> </tbody> </table>	Year	PR/Yds.	Lg.	KR/Yds.	Lg.	TD	2019	12/56	20	-/-	-	0	<b>Career</b>	<b>12/56</b>	<b>20</b>	<b>-/-</b>	<b>-</b>	<b>0</b>	<b>Car. Highs:</b>	<b>4/35</b>	<b>20</b>	<b>-/-</b>	<b>14</b>	<b>0</b>				
	Year	PR/Yds.	Lg.	KR/Yds.	Lg.	TD																										
2019	12/56	20	-/-	-	0																											
<b>Career</b>	<b>12/56</b>	<b>20</b>	<b>-/-</b>	<b>-</b>	<b>0</b>																											
<b>Car. Highs:</b>	<b>4/35</b>	<b>20</b>	<b>-/-</b>	<b>14</b>	<b>0</b>																											
		<b>#10 Tywan Francis</b> 5-10, 194, So., New Orleans, La.	<ul style="list-style-type: none"> <li>Played in 11 games as a true freshman in 2018</li> <li>Had his first career start vs. Utah State</li> <li>Recorded a career-best six tackles vs. the Aggies</li> </ul>	<table border="1"> <thead> <tr> <th>Year</th> <th>PR/Yds.</th> <th>Lg.</th> <th>KR/Yds.</th> <th>Lg.</th> <th>TD</th> </tr> </thead> <tbody> <tr> <td>2019</td> <td>--</td> <td>--</td> <td>--</td> <td>--</td> <td>--</td> </tr> <tr> <td><b>Car. Highs:</b></td> <td><b>--</b></td> <td><b>--</b></td> <td><b>--</b></td> <td><b>--</b></td> <td><b>--</b></td> </tr> </tbody> </table>	Year	PR/Yds.	Lg.	KR/Yds.	Lg.	TD	2019	--	--	--	--	--	<b>Car. Highs:</b>	<b>--</b>	<b>--</b>	<b>--</b>	<b>--</b>	<b>--</b>										
Year	PR/Yds.	Lg.	KR/Yds.	Lg.	TD																											
2019	--	--	--	--	--																											
<b>Car. Highs:</b>	<b>--</b>	<b>--</b>	<b>--</b>	<b>--</b>	<b>--</b>																											
KR		<b>#14 Anthony Hawkins</b> 5-10, 201, Sr., Arlington, Texas	<ul style="list-style-type: none"> <li>Returned to kick returning duties after leading the team in 2018</li> <li>Started opener at cornerback</li> <li>Only Ram to return a kickoff this season</li> <li>Best return of the season came at Arkansas</li> </ul>	<table border="1"> <thead> <tr> <th>Year</th> <th>PR/Yds.</th> <th>Lg.</th> <th>KR/Yds.</th> <th>Lg.</th> <th>TD</th> </tr> </thead> <tbody> <tr> <td>2019</td> <td>-/-</td> <td>-</td> <td>10/233</td> <td>32</td> <td>0</td> </tr> <tr> <td><b>Career</b></td> <td><b>-/-</b></td> <td><b>-</b></td> <td><b>29/646</b></td> <td><b>51</b></td> <td><b>0</b></td> </tr> <tr> <td><b>Car. Highs:</b></td> <td><b>-/-</b></td> <td><b>-</b></td> <td><b>3/89</b></td> <td><b>51</b></td> <td><b>0s</b></td> </tr> </tbody> </table>	Year	PR/Yds.	Lg.	KR/Yds.	Lg.	TD	2019	-/-	-	10/233	32	0	<b>Career</b>	<b>-/-</b>	<b>-</b>	<b>29/646</b>	<b>51</b>	<b>0</b>	<b>Car. Highs:</b>	<b>-/-</b>	<b>-</b>	<b>3/89</b>	<b>51</b>	<b>0s</b>				
	Year	PR/Yds.	Lg.	KR/Yds.	Lg.	TD																										
2019	-/-	-	10/233	32	0																											
<b>Career</b>	<b>-/-</b>	<b>-</b>	<b>29/646</b>	<b>51</b>	<b>0</b>																											
<b>Car. Highs:</b>	<b>-/-</b>	<b>-</b>	<b>3/89</b>	<b>51</b>	<b>0s</b>																											
		<b>#25 Keevan Bailey</b> 5-11, 164, Fr., Conyers, Ga.	<ul style="list-style-type: none"> <li>Plays a key role on special teams</li> <li>Earned his first start at cornerback vs. San Diego State</li> <li>Collected his first interception vs. Utah State</li> </ul>	<table border="1"> <thead> <tr> <th>Year</th> <th>PR/Yds.</th> <th>Lg.</th> <th>KR/Yds.</th> <th>Lg.</th> <th>TD</th> </tr> </thead> <tbody> <tr> <td>2019</td> <td>--</td> <td>--</td> <td>1/19</td> <td>19</td> <td>0-</td> </tr> <tr> <td><b>Car. Highs:</b></td> <td><b>--</b></td> <td><b>--</b></td> <td><b>1/19</b></td> <td><b>19</b></td> <td><b>0-</b></td> </tr> </tbody> </table>	Year	PR/Yds.	Lg.	KR/Yds.	Lg.	TD	2019	--	--	1/19	19	0-	<b>Car. Highs:</b>	<b>--</b>	<b>--</b>	<b>1/19</b>	<b>19</b>	<b>0-</b>										
Year	PR/Yds.	Lg.	KR/Yds.	Lg.	TD																											
2019	--	--	1/19	19	0-																											
<b>Car. Highs:</b>	<b>--</b>	<b>--</b>	<b>1/19</b>	<b>19</b>	<b>0-</b>																											

## 2019 SCHEDULE NOTES AND RESULTS

DATE	OPPONENT (RECORD)	LOCATION	BROADCAST	TIME (MT)	RESULT/SERIES	NOTES
Aug. 30	 <b>vs. COLORADO (3-4)</b> Buffaloes	Denver, Co. Broncos Stadium at Mile High	ESPN	8 p.m.	L, 31-52 CU 67-22-2	Last Rocky Mountain Showdown played in Denver
Sept. 7	 <b>WESTERN ILLINOIS (0-7)</b> Leathernecks	Fort Collins Canvas Stadium	AT&T Sports Net	2 p.m.	W, 38-13 CSU 1-0	CSU opens game with 75-yard TD pass, Hill to Wright
Sept. 14	 <b>at ARKANSAS (2-5)</b> Razorbacks	Fayetteville, Ark. Reynolds Stadium	SEC Network	2 p.m.	L, 34-55 Arkansas 4-1	Razorbacks scored 21 unanswered in the fourth quarter
Sept. 21	 <b>TOLEDO (4-3)</b> Rockets	Fort Collins Canvas Stadium	ESPN2	8:15 p.m.	L, 35-41 Toledo 2-1	Rams amass 694 yards of total offense in loss
Sept. 28	 <b>at UTAH STATE (4-2)</b> Aggies	Logan, Utah Maverik Stadium	CBS Sports Net.	5:30 p.m.	L, 24-34 CSU 39-35-2	Defense forces four turnovers as Rams drop MW opener
Oct. 5	 <b>SAN DIEGO STATE (6-1)</b> Aztecs	Fort Collins Canvas Stadium	ESPN2	8 p.m.	L, 24-10 SDSU, 21-14	Defense limits Aztec to 238 yards of total offense
Oct. 11	 <b>at NEW MEXICO (2-5)</b> Lobos	Albuquerque, N.M. Dreamstyle Stadium	CBS Sports Net	6 p.m.	Colorado State leads 41-25	CSU playing on a short week for first time in 2019 (six days)
Oct. 26	 <b>at FRESNO STATE (3-3)</b> Bulldogs	Fresno, Calif. Bulldog Stadium	ESPNU	5:30 p.m.	Colorado State leads 9-5	Rams face the defending MW champions for 1st time since 2016
Nov. 2	 <b>UNLV (2-5)</b> Rebels	Fort Collins Canvas Stadium	AT&T Sports Net	1:30 p.m.	Colorado State leads 15-6-1	CSU currently riding a three-game winning streak over UNLV
Nov. 16	 <b>AIR FORCE (5-2)</b> Falcons	Fort Collins Canvas Stadium	ESPN TBD	TBD	Air Force leads 35-21-1	Rams looking to snap a three-game losing streak vs. AFA
Nov. 22	 <b>at WYOMING (5-2)</b> Cowboys	Laramie, Wyo. War Memorial Stadium	ESPN2	7:30 p.m.	Colorado State leads 57-46-5	Latest Border War matchup since 2011 when teams played Dec. 3
Nov. 29	 <b>BOISE STATE (6-1)</b> Broncos	Fort Collins Canvas Stadium	CBS Sports Net.	1:30 p.m.	Boise State leads 8-0	Rams looking to get first victory over Boise State on Senior Day



# Depth CHART

## OFFENSE

<b>QB</b>	12	Patrick O'Brien	6-4	240	r-Jr.
	2	Justice McCoy	6-1	207	r-So.
	13	Judd Erickson	6-3	221	r-So.
<b>RB</b>	5	Marvin Kinsey, Jr.	6-0	211	Sr.
	32	Marcus McElroy	5-11	228	Jr.
<b>or</b>	28	Christian Hunter	5-10	198	Fr.
<b>or</b>	27	Jaylen Thomas	5-10	214	Fr.
<b>FB</b>	46	Adam Prentice	6-0	243	r-Jr.
	82	Isiah Pannunzio	6-1	236	r-Jr.
<b>TE</b>	16	Cameron Butler	6-1	247	Jr.
<b>or</b>	85	Trey McBride	6-4	258	So.
	88	Griffin Hammer	6-4	235	r-So.
<b>WR</b>	9	Warren Jackson	6-6	218	Jr.
	4	Nate Craig-Myers	6-2	202	Jr.
	1	Jadon Walker	6-0	190	r-So.
	19	Jaylen Hearst	6-0	194	Fr.
<b>WR</b>	22	Dante Wright	5-8	168	Fr.
	23	Brenden Fulton	5-9	190	r-Sr.
	39	Thomas Pannunzio	5-8	163	So.
<b>WR</b>	3	E.J. Scott	6-1	194	r-So.
	81	Ty McCullouch	5-11	173	Fr.
<b>LT</b>	72	T.J. Storment	6-7	325	r-Jr.
	76	John Blasco, Jr.	6-6	324	r-So.
<b>LG</b>	73	Nouredin Nouili	6-3	295	Fr.
	70	Joctavis Phillips	6-4	329	r-So.
<b>C</b>	64	Scott Brooks	6-2	303	Jr.
	60	Florian McCann	6-3	303	r-Fr.
<b>RG</b>	71	Jeff Taylor	6-0	307	Sr.
	56	Ches Jackson	6-4	294	r-Fr.
<b>RT</b>	69	Barry Wesley	6-6	305	r-So.
	77	Keith Williams	6-7	310	r-Jr.

## DEFENSE

<b>DE</b>	33	Manny Jones	6-3	269	Jr.
	99	Damion Dickens	6-1	264	Sr.
	56	Rushton Roberts	6-4	239	r-Fr.
<b>DT</b>	98	Ellison Hubbard	6-0	286	Jr.
	92	Livingston Paogofie	6-1	269	Jr.
<b>DT</b>	94	Devin Phillips	6-1	311	So.
<b>or</b>	97	Toby McBride	6-2	277	r-Jr.
<b>DE</b>	1	Jalen Bates	6-4	254	r-Sr.
	91	Jan-Phillip Bombek	6-2	253	Sr.
<b>LB</b>	24	Tron Folsom	6-1	211	Sr.
	42	Mohamed Kamara	6-2	236	Fr.
<b>LB</b>	12	Cam'Ron Carter	6-0	221	So.
	43	Troy Golden	6-1	214	r-Fr.
<b>LB</b>	5	Dequan Jackson	6-1	228	So.
	44	Max McDonald	6-0	239	r-Jr.
<b>CB</b>	4	Rashad Ajayi	5-11	183	So.
	26	Marshaun Cameron	5-8	181	Sr.
	25	Keevan Bailey	5-11	172	Fr.
<b>or</b>	2	Dajon Owens	6-0	185	Jr.
<b>S</b>	7	Jamal Hicks	6-0	203	Sr.
	8	Quinn Brinnon	5-11	205	So.
	17	Christian Cumber	5-11	191	r-So.
<b>S</b>	37	Logan Stewart	6-0	214	r-Jr.
	10	Tywan Francis	5-10	194	So.
	6	Malcolm Magee	6-0	193	r-Fr.
<b>or</b>	3	Caleb Blake	5-10	187	Fr.
<b>CB</b>	14	Anthony Hawkins	5-10	201	Sr.
	11	Andre Neal	6-0	196	Sr.
	38	Adonis Rufraan	5-8	173	r-So.
<b>or</b>	18	Brandon Crossley	5-10	173	Fr.

## SPECIAL TEAMS

<b>K</b>	83	Braxton Davis	5-11	180	r-Sr.
<b>or</b>	95	Cayden Camper	6-5	205	Fr.
<b>or</b>	90	Max Poduska	6-0	185	r-Fr.
<b>P</b>	41	Ryan Stonehouse	5-9	171	Jr.
	67	Joe DeLine	5-11	202	r-Jr.
<b>H</b>	35	Joe DeLine	5-11	202	r-Jr.
<b>LS</b>	86	Ross Reiter	5-11	231	So.
	97	Huck Vollmar	6-2	209	r-Fr.
<b>PR</b>	22	Dante Wright	5-8	168	Fr.
	23	Brenden Fulton	5-9	190	r-Sr.
	10	Tywan Francis	5-10	194	So.
<b>KR</b>	14	Anthony Hawkins	5-10	201	Sr.
<b>or</b>	5	Marvin Kinsey, Jr.	6-0	211	Sr.
<b>or</b>	25	Keevan Bailey	5-11	172	Fr.

## PRONUNCIATION GUIDE

<b>1</b>	<b>JADON</b> Walker	JAY-den
<b>2</b>	<b>DAJON</b> Owens	DAY-zhon
<b>4</b>	Rashad <b>AJAYI</b>	uh-Jye
<b>5</b>	<b>DEQUAN</b> Jackson	duh-KWON
<b>10</b>	<b>TYWAN</b> Francis	TY-WON
<b>20</b>	<b>A'Jon</b> Vivens	AY-jon
<b>32</b>	Marcus <b>MCELROY</b>	mick-ELL-roy
<b>38</b>	Adonis <b>RUFRAAN</b>	ROOF-run
<b>40</b>	<b>CORTE TAPIA</b>	KORT TAP-ee-uh
<b>47</b>	David <b>AGGREY</b>	AH-grey
<b>55</b>	<b>TAVIAN</b> Brown	Tay-ve-an
<b>56</b>	<b>CHES</b> Jackson	Chess
<b>63</b>	Alex <b>AZUSENIS</b>	Ah-ZEUS-enis
<b>65</b>	<b>LUIS LEBRON</b>	LOO-ee luh-BRON
<b>73</b>	<b>NOUREDIN NOUILI</b>	NURR-uh-din new-WHEEL-ee
<b>86</b>	Ross <b>REITER</b>	right-ER
<b>90</b>	Maxwell <b>PODUSKA</b>	Puh-DOO-skuh
<b>91</b>	<b>JAN-PHILLIP BOMBKE</b>	YON-FIL-ip BOMB-beck
<b>92</b>	Livingston <b>PAOGOFIE</b>	puh-GO-fee
<b>96</b>	<b>CIAN QUIROGA</b>	SIGH-ann CURE-row-guh

## Assistant COACHES

### ON GAMEDAY

Ronnie Letson - Asst. Head Coach/Quarterbacks	Press Box
Dave Johnson - Offensive Coordinator/OL	Sideline
John Jancek - Defensive Coordinator	Sideline
Chase Gibson - Co-STC/Linebackers	Sideline
Nick Jones - Co-STC/Tight Ends	Sideline
Bryan Applewhite - Running Backs	Press Box
Joe Cox - Wide Receivers	Sideline
Keith Gilmore - Defensive Line	Sideline
George Helow - Safeties	Sideline
Anthony Perkins - Cornerbacks	Press Box



**RONNIE LETSON**  
PRESS BOX



**DAVE JOHNSON**  
SIDELINE



**NICK JONES**  
PRESS BOX



**BRYAN APPLEWHITE**  
SIDELINE



**JOE COX**  
SIDELINE



**JOHN JANCEK**  
SIDELINE



**CHASE GIBSON**  
SIDELINE



**KEITH GILMORE**  
SIDELINE



**GEORGE HELOW**  
SIDELINE



**ANTHONY PERKINS**  
PRESS BOX



# Head Coach MIKE BOBO

2-5 // FIFTH YEAR

26-32 Overall/Fifth Year

Mike Bobo is in his fifth season as head coach at Colorado State in 2019, having been appointed by CSU President Dr. Tony Frank on Dec. 23, 2014, as the 22nd head coach in program history. In his four seasons at the helm Bobo has guided the Rams to three bowl appearances and led some of the most prolific offenses in Colorado State history. His teams have re-written the school's record books and produced a number of NFL talents, including 2018 Dallas Cowboys third-round draft choice Michael Gallup.

The former Georgia Bulldog came to Fort Collins from his alma mater, where he had been a record-breaking starting quarterback and spent 16 seasons coaching, including the last eight (2007-14) as offensive coordinator.

Bobo is the only head coach in Colorado State history to lead his teams to bowl games in each of his first three seasons, and joins Sonny Lubick as the only two to coach the Rams in multiple bowl games in their careers. The Rams' offense has been explosive throughout Bobo's time as head coach, with his teams ranking in the Top 10 in school history for yards-per-game in each season, including the school record of 492.5 in 2017.

Bobo's Rams have posted three of the top seven scoring seasons in CSU history and four of the top six figures for passing touchdowns in a season. In 2018 the Rams' 26 touchdowns passes—from two different quarterbacks—ranked fourth in the record books, and CSU ranked 13th among all FBS programs in passing offense (304.9). Despite scoring offense being down and the running game dropping off after the departures of seniors on the offensive line and at running back, Bobo's Rams still managed the 10th-best offensive season in CSU history in 2018, averaging 410.5 yards per game.

Wide receiver Preston Williams and punter Ryan Stonehouse earned second-team All-America honors from Sporting News in 2018.

The 2017 Rams finished the season with a 7-6 record and ranked 11th in all of FBS in total offense (492.5). CSU also ranked second in third-down conversions (50.3%) and eighth in first downs (25.1), also both school records.

Five Rams earned All-Mountain West honors in 2017, including first-team selections Jake Bennett (C), Michael Gallup (WR), Zack Golditch (T) and Nick Stevens (QB), and second-team selection Dalyn Dawkins (RB). Gallup was a consensus All-American (just the

fourth in CSU history) and was a finalist for the Biletnikoff Award.

In 2016, Bobo became the first head coach in CSU history to lead the Rams to a bowl game in each of his first two seasons.

In 2015 Bobo became the only head coach in program history to win seven regular season games in his first season at the helm. Bobo's Rams won four games in a row, and five out of six, to close the 2015 regular season, securing CSU's third consecutive bowl invitation en route to a 7-6 record. CSU's four wins in the season's final month marked the first undefeated November by a Rams team since 1948, and included three road wins—at Wyoming in his first "Border War," at New Mexico and at Fresno State.

Five Rams earned All-MW in 2015, including Hunt, who was one of three finalists for the Ray Guy Award. CSU ranked fourth in the FBS in net punting average (42.0) and 17th in kickoff return average (25.1). Bobo's Rams were one of only two FBS schools to have three running backs each record at least one game with 140 or more rushing yards (Dawkins, Izzy Matthews and Jasen Oden, Jr.) and quarterback Stevens set passing records for a CSU sophomore with 2,679 yards through the air and 21 touchdowns (fifth-most in school history).

Bobo's 14-year stint at Georgia, where he had starred at quarterback in the late 1990s, began in January 2001 when head coach Mark Richt hired him as quarterbacks coach, for his second stint with the school. He was promoted by Richt to offensive coordinator in 2007. During his time at UGA, Bobo helped lead the Bulldogs to 135 victories, including two Southeastern Conference championships, five SEC Eastern Division titles and eight bowl victories. The 2012 Broyles Award finalist held the offensive coordinator spot for 92 games with the Bulldogs, scoring 30-plus points 57 times, 40-plus points 29 times and more than 50 points 13 times.

In 2014 Bobo led a Bulldogs offense that averaged 41.3 points per game, which ranked eighth nationally, and racked up 457.8 yards of total offense per game. Against teams ranked in the Top 25, UGA compiled a 3-2 record while scoring 34.4 points per game. The 537 points scored in 2014 established a Georgia single-season record. The previous single-season record was set in 2012 while Bobo was offensive coordinator.

Bobo guided several talented

quarterbacks at Georgia, including Aaron Murray, who played from 2010-13. Murray, who was chosen in the fifth round of the 2014 NFL Draft by the Kansas City Chiefs, set more than 25 UGA records and four SEC marks. He became the first player in SEC history to have at least 3,000 passing yards in four consecutive seasons. The NFL's No. 1 draft choice in 2009, Matthew Stafford, also blossomed under Bobo's tutelage. The Detroit Lions' starting quarterback was second-team All-SEC and earned All-America recognition in 2008 for Georgia and was MVP of the 2009 Capital One Bowl.

In Bobo's time at Georgia he also mentored quarterback David Greene (2001-04), who was the winningest quarterback in NCAA Division I history at the time (42), wide receiver A.J. Green, running back Todd Gurley and many others. In all, Bobo helped mold four first-round NFL draft choices at Georgia: Stafford (No. 1 in 2009), running back Knowshon Moreno (No. 12 in 2009), Green (No. 4 in 2011) and Gurley (No. 10 in 2015).

Prior to joining Richt's staff at Georgia, Bobo served one year as an assistant coach at Jacksonville State, after working as an administrative assistant and graduate assistant from 1998-99 at UGA.

Bobo was a quarterback for the Bulldogs from 1994-97, earning four letters, and led the team in passing in 1996 and '97. Among all UGA quarterbacks, Bobo ranks first in single-season completion percentage (65% in '97), single-season passing efficiency rating (155.8 in '97), second in career touchdown passes (38) and third in career pass completions (445), season passing yards (2,751 in '97), career passing yards (6,334) and single-season touchdown passes (19). In his career Bobo threw for 6,334 yards, which is third-most all-time by a Georgia quarterback.

Bobo, a native of Thomasville, Ga., was inducted into the Thomasville-Thomas County Sports Hall of Fame on Nov. 10, 2016. He joined his father, George, a long-time successful high school coach in Georgia, who was inducted in 2013.

Bobo and his wife, Lainie, have five children, a son Drew (14); triplets Olivia, Jake and Ava Grace (12); and Kate (11).

Complete biography available on CSURams.com



## The Bobo FILE

**Born:** April 9, 1974  
**Hometown:** Thomasville, Ga.  
**College:** Georgia, '98  
**Wife:** Lainie  
**Children:** Drew, Olivia, Jake, Ava Grace, Kate  
 |-----Triplets-----|

## Coaching CAREER

**1998:** Georgia Administration  
**1999:** Georgia Graduate Assistant  
**2000:** Jacksonville St. Quarterbacks  
**2001-06:** Georgia Quarterbacks  
**2007-14:** Georgia Offensive Coord./QBs  
**2015-Pres.:** Colorado State Head Coach

## Bowl EXPERIENCE

**1995:** Peach Georgia, Player  
**1997:** Outback Georgia, Player  
**1998:** Peach Georgia, Staff  
**1999:** Outback Georgia, Coach  
**2001:** Music City Georgia, Coach  
**2002:** Sugar Georgia, Coach  
**2003:** Capital One Georgia, Coach  
**2004:** Outback Georgia, Coach  
**2005:** Sugar Georgia, Coach  
**2006:** Chick-Fil-A Georgia, Coach  
**2007:** Sugar Georgia, Coach  
**2008:** Capital One Georgia, Coach  
**2009:** Independence Georgia, Coach  
**2010:** Liberty Georgia, Coach  
**2011:** Outback Georgia, Coach  
**2012:** Capital One Georgia, Coach  
**2013:** Gator Georgia, Coach  
**2014:** Belk Georgia, Coach  
**2015:** Arizona Colorado State, Head Coach  
**2016:** Idaho Potato Colorado State, Head Coach  
**2017:** New Mexico Colorado State, Head Coach





# Bobo RECORD BOOK

## PASSING

Passing Yards	Opp.	Date.	Yards
1. K.J. Carta Samuels	Hawaii	8/25/18	537
2. Nick Stevens	vs. Idaho	12/22/17	445
3. <b>Patrick O'Brien</b>	<b>at New Mexico</b>	<b>10/11/19</b>	<b>420</b>
4. <b>Patrick O'Brien</b>	<b>Toledo</b>	<b>9/21/19</b>	<b>405</b>
5. K.J. Carta Samuels	Arkansas	9/8/18	389

Touchdown Passes	Opp.	Date.	TDs
1. K.J. Carta Samuels	Hawaii	8/25/18	5
Nick Stevens	Savannah State	9/5/15	5
Nick Stevens	vs. Idaho	12/22/17	5
4. <b>Six others with.....</b>	<b>.....</b>	<b>.....</b>	<b>4</b>

Pass Attempts	Opp.	Date.	Atts.
1. Collin Hill	Wyoming	10/26/18	54
2. <b>Patrick O'Brien</b>	<b>Toledo</b>	<b>9/21/19</b>	<b>52</b>
Nick Stevens	vs. Marshall	12/16/17	52
4. K.J. Carta Samuels	Hawaii	8/25/18	50
5. <b>Collin Hill</b>	<b>vs. Colorado</b>	<b>8/31/19</b>	<b>47</b>
K.J. Carta Samuels	Arkansas	9/8/18	47
Nick Stevens	vs. Colorado	9/1/17	47

Pass Completions	Opp.	Date.	Cmps.
1. K.J. Carta Samuels	Hawaii	8/25/18	34
Collin Hill	Wyoming	10/26/18	34
3. <b>Patrick O'Brien</b>	<b>Toledo</b>	<b>9/21/19</b>	<b>32</b>
K.J. Carta Samuels	Arkansas	9/8/18	32
5. <b>Collin Hill</b>	<b>vs. Colorado</b>	<b>8/31/19</b>	<b>31</b>

## RUSHING

Rushing Yards	Opp.	Date.	Yards
1. <b>Marvin Kinsey, Jr.</b>	<b>Toledo</b>	<b>9/21/19</b>	<b>246</b>
2. Dalyn Dawkins	Nevada	10/14/17	191
3. <b>Marvin Kinsey, Jr.</b>	<b>at Arkansas</b>	<b>9/14/19</b>	<b>180</b>
4. Dalyn Dawkins	Boise State	11/11/17	161
5. Dalyn Dawkins	at Wyoming	11/4/17	154

Rushing Touchdowns	Opp.	Date.	TDs
1. 17 players tied with.....	.....	.....	2
<b>Last time...Marvin Kinsey Jr.</b>	<b>at UNM</b>	<b>10/11/19</b>	

Rush Attempts	Opp.	Date.	Atts.
1. Dalyn Dawkins	Boise State	11/11/17	32
2. Jasen Oden	at UTSA	9/26/15	30
3. Dalyn Dawkins	at Wyoming	11/4/17	29
4. Izzy Matthews	New Mexico	10/13/18	26
5. <b>Marvin Kinsey, Jr.</b>	<b>at New Mexico</b>	<b>10/11/19</b>	<b>25</b>
Dalyn Dawkins	at Wyoming	11/7/15	25
Jasen Oden	vs. Colorado	9/19/15	25

## RECEIVING

Receiving Yards	Opp.	Date.	Yards
1. Olabisi Johnson	vs. Idaho	12/22/16	265
2. Michael Gallup	Nevada	10/14/17	263
3. Preston Williams	at Air Force	11/22/18	248
4. <b>Warren Jackson</b>	<b>at New Mexico</b>	<b>10/11/19</b>	<b>214</b>
5. Michael Gallup	at Air Force	11/12/16	213

Receiving Touchdowns	Opp.	Date.	TDs
1. Preston Williams	at Air Force	11/22/18	3
Michael Gallup	Nevada	10/14/17	3
Michael Gallup	vs. Idaho	12/22/16	3
Michael Gallup	at San Diego State	11/26/16	3
Rashard Higgins	UNLV	11/14/15	3

Receptions	Opp.	Date.	Recs.
1. Michael Gallup	Nevada	10/14/17	13
Michael Gallup	at Air Force	11/12/16	13
3. <b>Warren Jackson</b>	<b>Toledo</b>	<b>9/21/19</b>	<b>12</b>
Preston Williams	at Air Force	11/22/18	12
Preston Williams	Arkansas	9/8/18	12

## TEAM

Total Yards	Yards
1. <b>Toledo (9/21/19)</b>	<b>694</b>
2. Hawaii (8/25/18)	653
3. Abilene Christian (9/9/17)	615
4. at Hawaii (9/30/17)	610
5. Nevada (10/14/17)	608

Total Plays	Plays
1. Boise State (11/11/17)	95
2. <b>Toledo (9/21/19)</b>	<b>90</b>
3. vs. Colorado (9/19/15)	88
4. vs. Nevada (12/29/15)	84
5. at Utah State (10/17/17)	83
New Mexico (10/13/18)	83
vs. Marshall (12/16/17)	83

Total Points	Points
1. Savannah State (9/5/15)	65
2. at San Diego State (11/26/16)	63
3. Oregon State (8/26/17)	58
4. Boise State (11/11/17)	52
5. at Hawaii (9/30/17)	51

Total First Downs	First Downs
1. <b>Toledo (9/21/19)</b>	<b>36</b>
2. Savannah State (9/5/15)	33
Boise State (11/11/17)	33
4. Oregon State (8/26/17)	31
5. vs. Nevada (12/29/15)	30
Abilene Christian (9/9/17)	30

Highest Yards Per Play	YPP
1. New Mexico (11/19/16)	11.1
2. at Hawaii (9/30/17)	10.3
3. vs. Idaho (12/22/16)	9.1
4. at Air Force (11/12/16)	8.7
Savannah State (9/5/15)	8.7
Hawaii (8/25/18)	8.7

## YEAR-BY-YEAR RECORD

Year	----League Games----				----Overall----		
	W-L	PF	PA	Finish	W-L	PF	PA
2015	5-3	220	232	t3	7-6	385	354
2016	5-3	308	224	5	7-6	459	395
2017	5-3	284	235	5	7-6	431	361
2018	2-6	198	286	t9	3-9	274	441
2019	1-2	69	79	-	2-5	207	240

## This Week in COLORADO STATE FOOTBALL HISTORY

### 40 Years Ago! Rams beat up Aztecs thanks to Lewis, Sheesley and Faucett's Great Efforts

*by John Hirn, Volunteer CSU Historian*

**October 20, 1979** – The 1979 CSU football season had not started off as well as Ram fans had hoped heading into the San Diego State game at Hughes Stadium. With a 2-4 record, coach Sark Arslanian had hopes to turn the season around following road wins against Wyoming and UTEP. Homecoming brought out a stellar crowd, and with starting quarterback Keith Lee still out due to surgery on his non-throwing shoulder from an injury earlier in the year, sophomore quarterback Steve Driscoll had the start for the second week in a row. Driscoll, brother of former quarterback Mark Driscoll and at the time Rams quarterback coach, had taken over as starter after Lee's injury against Utah.

The Rams defense stepped up their game against San Diego State by forcing six turnovers. The first came on SDSU's first possession when Aztec flanker Bobby Taylor coughed up the pigskin on a Kevin Sheesley hit that gave the Rams the ball at the San Diego State 32-yard line. Mickey Barilla kicked a 32-yard field goal, and the Rams were on the board early.

Later in the first quarter, Rams defensive tackle Mike Carew forced a fumble at the Aztec 21-yard-line, and five plays later CSU running back Alvin Lewis punched it in from the 1 for a touchdown. San Diego State answered the score in the second quarter on a long sustained drive that ended in a 31-yard field goal -- the only points the Aztecs would score all day.

The CSU offense answered the Aztecs' field goal by controlling the clock on a drive that lasted nearly six minutes toward the end of the first half as Mickey Barilla kicked a 47-yarder into a stiff wind to increase their lead to 13-3. San Diego State tried to score before the half ended and drove in to CSU territory to the 46-yard line. With less than a minute to play, San Diego State quarterback Mark Halda dropped back to throw a flair pass and was intercepted by Sheesley, who ran the ball 55-yards for a touchdown.

CSU was in control of the game with a 20-3 lead at halftime and the second half remained all theirs. Halda coughed up the ball again as CSU linebacker Scott Waterson pounced on it to halt the last sustained SDSU drive of the day.

In the fourth quarter, CSU scored two more touchdowns, one by the day's leading rusher Mike Faucett – son of Aggie legend Frank Faucett – and the other by fullback Arthur Smith. As the final cannon fired the Rams came away with a 37-3 homecoming victory.

Unfortunately the 1979 season would not end well for the Rams as they only won one more game, lost three and tied against UNLV to end the season 4-7-1. Lee would be plagued by his surgery recovery the rest of the season with Driscoll platooning with him the rest of the year. By the end of 1979 Sark Arslanian's record stood at 39-37-3, the second-most wins of a CSU head coach behind Harry Hughes and Bob Davis to that date.





## RECORD BREAKDOWN

	In 2019	Under Bobo
Record	2-5	26-32
Mountain West	1-2	18-17
Non-Conference	1-3	8-15
Home	1-2	15-12
Away	1-2	11-12
Neutral	0-1	0-8
Artificial Turf	2-3	25-24
Natural Grass	0-2	1-8
Day Games	1-1	14-10
Night Games	1-4	12-22
In August	0-1	1-3
In September	1-4	8-12
In October	1-1	9-9
In November	0-0	8-6
In December	0-0	0-3
When Scoring First	2-3	22-11
When Opponent Scores First	0-2	4-21
When Leading after 1st Quarter	2-0	18-9
When Trailing after 1st Quarter	0-1	6-14
When Tied after 1st Quarter	0-4	2-9
When Leading at Half	2-0	22-4
When Trailing at Half	0-5	4-28
When Tied at Half	0-0	0-0
When Leading after 3rd Quarter	2-0	21-2
When Trailing after 3rd Quarter	0-4	4-28
When Tied after 3rd Quarter	0-1	1-2
In Overtime Games	0-0	0-3
vs. Top 25	0-0	0-3
Scoring < 20 points	0-1	0-13
Scoring 20+ points	2-4	26-19
Scoring 30+ points	2-3	20-7
Scoring 40+ points	0-0	11-3
Opponent scoring < 20 points	1-0	9-2
Opponent scoring 20+ points	1-5	17-30
Opponent scoring 30+ points	0-4	7-23
Opponent scoring 40+ points	0-3	1-16
Rushing for < 100 yards	0-2	1-8
Rushing for 100+ yards	2-3	25-24
Rushing for 200+ yards	0-2	18-6
Rushing for 300+ yards	0-0	3-0
Passing for < 100 yards	0-0	1-1
Passing for 100+ yards	2-5	25-31
Passing for 200+ yards	2-5	21-25
Passing for 300+ yards	2-2	11-14
Passing for 400+ yards	1-1	1-3
Opponent rushes for < 100 yards	1-1	6-1
Opponent rushes for 100+ yards	1-4	20-31
Opponent passes for 200+ yards	1-3	9-18
Opponent passes for 300+ yards	0-0	4-8
Total Offense < 300 Yards	0-2	0-6
Total Offense 300+ Yards	2-3	26-26
Opponent has < 300 yards total off.	1-1	11-3
Opponent has 300+ yards total off.	1-4	15-29
Having a 100-yard rusher	0-2	14-10
Opp. has a 100-yard rusher	1-3	8-21
3rd Down % <25	0-0	1-1
3rd Down % 25-49	0-5	11-22
3rd Down % 50+	2-0	14-9
Opponent 3rd Down % <25	0-2	4-5
Opponent 3rd Down % 25-49	2-2	17-16
Opponent 3rd Down % 50+	0-1	5-11
Commit No Turnovers	0-0	11-3
Win Turnover Battle	1-1	15-5
Equal Turnovers as Opponent	0-0	6-4
Lose Turnover Battle	1-4	5-23
Lead Time of Possession	2-4	15-15
Trail Time of Possession	0-1	11-17
Commit <6 Penalties	0-2	7-13
Commit 6+ Penalties	2-3	19-19
More Plays than Opponent	2-3	17-20
Same Number of Plays as Opponent	0-0	0-1
Fewer Plays than Opponent	0-2	9-10

## THE EDGE PROGRAM

EDGE is the program head coach Mike Bobo wants to serve as the foundation for the Colorado State football team.

It stands for **Effort, Discipline, Gratitude and Excuse-Free**. It was put into place at the beginning of the off-season program with the intent of holding players and staff accountable for every aspect of their lives. How it works:

### Captains were chosen to lead 10 accountability teams:

TE Cameron Butler	DE Emmanuel Jones
CB Rashad Ajayi	S Josh Griffin
QB Collin Hill	K Joe DeLine
LB Dequan Jackson	FB Adam Prentice
WR Warren Jackson	OL Barry Wesley

They are graded in performance, on and off the field, including the classroom, meetings and all team functions. Points can be added or deducted through player's actions. The discipline for being late to a meeting on the first or second offense is the entire team does 25 up-downs, the accountability team they are on does 50 up-downs and the individual does 100 up-downs. The discipline increases for continued misses.

If a player loses focus, does a drill incorrectly or does not act appropriately, three up-downs are done by the team on the coach's command.

Awards are given up weekly for academics, performance, in-season and each semester. The accountability team with the lowest total will have a task assigned by the coach, such as helping do team laundry. Winning teams have been awarded meals with Bobo or other activities.

## TRUE FRESHMEN IN STARTING ROLES

Under head coach Mike Bobo, talented players see the field regardless of their classification. Two true freshman started the 2019 opener on offense (Dante Wright; Nouredin Nouili), marking the 15th and 16th times true freshmen have started under Mike Bobo. Mohamed Kamara started vs. San Diego State to become the 17th.

### TRUE FRESHMAN STARTERS UNDER MIKE BOBO

2019	Starts	2017	Starts
Dante Wright, WR	7	Cameron Butler, TE	6
Nouredin Nouili, OL	6	Manny Jones, LB	1
Keevan Bailey, CB	1		
Mohamed Kamara, LB	1	2016	Starts
		Jamal Hicks, DB	5
		Collin Hill, QB	4
		Anthony Hawkins, WR	4
		Arjay Jean, DL	1
		Toby McBride, DL	1
		2015	Starts
		Olabisi Johnson, WR	1

In addition, redshirt freshman Barry Wesley started every game of the 2018 season on the offensive line (seven at LT, five at LG). Wesley was one of 13 freshmen (true or redshirt) offensive linemen in FBS to start every game in 2018.

## CALL HIM MR. GRIFFIN

CSU's Joshua Griffin has bounced between running back and safety in fall camp while also leading one of the 10 EDGE accountability groups. Griffin is uniquely qualified for the role after serving in the special forces for most of his adult life.

Born in October 1986, Griffin is the oldest player in the FBS this season.

Age	Name, School	Pos.	Class	Birth Month	Hometown
33	Joshua Griffin, CSU	DB	Jr.	October 1986	Houston, Texas
32	James Stefanou, CU	K	Jr.	April 1987	Melbourne, Australia
31	Wade Lees, UCLA	P	Gr.	April 1988	Melbourne, Australia
30	Dane Roy, Houston	P	Sr.	January 1989	Bunyip, Australia
29	Tom Hutton, Okla. St.	P	Fr.	March 1990	Newborough, VI, Australia
29	Morgan James, Cincinnati	OL	Sr.	March 1990	Highland, Mich. (Pro Hockey)
29	Jesse Beal, West Virginia	TE	So.	July 1990	Washington, D.C. (Minor League Baseball)
27	Ben Griffiths, USC	P	r-Fr.	September 1991	Melbourne, Australia



# 2019 NOTEBOOK

## BOBO GUIDING OFFENSE TO NEW HEIGHTS

CSU's offense has flourished during head coach Mike Bobo's four seasons in Fort Collins. In each of his first three seasons, the Rams posted numbers that ranked in the top 10 in most total yards, yards per game, yards per play, first downs, rushing yards, passing yards, total points and points per game. In his four years, Bobo's offenses have produced 3 of the top 4 seasons for passing TDs and 4 of the top 6, and have recorded 4 of the top 10 seasons for offensive yards per game.

### MOST TOTAL YARDS, SEASON

Yards	Year
2. 6,402	2017
4. 6,012	2016
6. 5,536	2015

### MOST YARDS PER GAME, SEASON

Yards	Year
1. 492.5	2017
4. 462.5	2016
7. 425.8	2015
10. 410.5	2018

### YARDS PER PLAY, SEASON

Yards	Year
2. 6.68	2016 (6012/900)
5. 6.55	2017 (6402/977)
8. 5.98	2015 (5536/926)

### MOST PASS TDS, SEASON

TDs	Year
2. 29	2017
29	2016
4. 26	2018
6. 24	2015

### MOST NET RUSH YARDS, SEASON

Yards	Year
5. 2,831	2016
7. 2,777	2015
8. 2,603	2017

### MOST POINTS, SEASON

Points	Year
3. 459	2016
5. 434	2017
8. 385	2015

## THE WRIGHT STUFF

True freshman receiver Dante Wright burst onto the college football scene with his play in the Rocky Mountain Showdown vs. Colorado.

Wright was one of just 8 players to tally both a receiving and rushing touchdown in the same game through Week 0 and Week 1 and of those 8, only two were freshmen (Temple's Re'mahn Davis). He became the first true freshman to score twice in a game for the Rams since Warren Jackson did against Alabama in 2017, and the first to score in a season opener since Joe Hansley in 2012.

Wright is one of nine players nationally to have multiple games scoring a rushing and receiving touchdown. He was also the first Ram since Gartrell Johnson to score a rushing and receiving touchdown in consecutive games.

Wright leads the nation's freshmen in receiving yards (No. 18 overall) and receptions (No. 24 overall) and ranks 3rd among freshmen in touchdowns.

## NOULI MAKES HISTORY

True freshman Nouredin Nouili started the 2019 season opener at left guard, becoming the first true freshman OL to start for CSU in the opener in at least the last 30 years and first true freshman OL to start at any point since Blaine Saipaia did in week 4 in 1996 (UNLV).

Nouili was also one of only 8 true freshmen to start in all of the FBS in his season opener as well as the only one from a group of 5 school.

## COLORADO STATE FOOTBALL -- A FAMILY AFFAIR

While teams across the country talk about their locker rooms being all about family, at Colorado State, the Rams are walking that walk as well.

CSU features three sets of brothers on the team along with a father-son duo in the defensive coaching room in defensive coordinator John Jancek and his son, former Tennessee quarterback Zac Jancek.

### Brothers on Colorado State's Roster:

OL Joctavis Phillip and DL Devin Phillips  
 FB Isiah Pannunzio and WR Thomas Pannunzio  
 TE Trey McBride and DL Toby McBride

## NOTE EXPANDED

### TEAMS WITH 3 OR MORE SETS OF BROTHERS

The Rams are one of just 13 teams in the country to have three or more sets of brothers on the team.

The others are:

- 5 - Clemson, Nebraska, Michigan State
- 4 - Georgia Tech
- 3 - Ohio, Temple, NC State, Iowa State, BYU, Iowa, UAB, Colorado State, Oregon

## 2019 RULE CHANGES

### Targeting Foul Changes

Under the new rule, a player who is ejected for a **third or more targeting foul** anytime during the season also will be ineligible for the entire next game.

It does not matter when this additional foul happens: whether it is in the first quarter or the fourth quarter, he will be ineligible for the whole next game. Also, it does not matter when the next game is played. It is the player's next scheduled game---whenever that is.

The role of **instant replay** in administering the targeting foul is also being changed. Every targeting foul goes for instant replay review, as in the past. However, starting in 2019 the replay official will look at all aspects of the play and make one of two rulings: either the call on the field is confirmed or it is overturned. A ruling of "stands" will no longer be possible for a targeting review.

### Wedge Blocking on Kickoffs

The three-man wedge has been illegal on kickoffs (when three players on the receiving team align shoulder-to-shoulder within two yards of each other to block for the ball carrier). In 2019, this rule is even more restrictive: the **two-man wedge** will be illegal and will carry a 15-yard penalty. As in the past, the wedge is not illegal during an onside kick or when the play results in a touchback. The only change is that the two-man wedge is outlawed.

### Blindside Blocks

A player delivers a blindside block when the opponent cannot see the block coming in time to defend himself. It will now be illegal to deliver a blindside block by attacking an opponent with forcible contact, no matter where the contact is made.

The words **attacking** and **forcible** will be key for the officials on the field in calling this foul. If the contact is to the head or neck area, it is still a targeting foul. However, it will now be a personal foul even if by rule it is not a targeting foul---that is, even if the block is not to the head or neck area. The blindside block foul will carry a 15-yard penalty.

### Overtime

Beginning in 2019, starting with the **fifth overtime**, each team will have only one play: a two-point conversion attempt from the three-yard line. Beginning with the third overtime a team that scores a touchdown must still attempt a two-point conversion, but when the fifth overtime begins, the new one-play-per-team rule will take effect.



# 2019 NOTEBOOK

## START CHART

### OFFENSE

Player	2019	Streak	Career
Scott Brooks, OL	7	7	7
Cameron Butler, TE	3	-	20
Nate Craig-Myers, WR	3	3	20
Collin Hill, QB	3	-	11
Warren Jackson, WR	5	1	8
Marvin Kinsey, Jr., RB	4	1	4
Trey McBride, TE	6	6	11
Marcus McElroy, RB	2	-	2
Noureddin Nouili, OL	6	5	6
Patrick O'Brien, QB	4	4	4
Isiah Pannunzio, FB	-	-	1
Joctavis Phillips, OL	1	-	1
Adam Prentice, FB	1	-	13
E.J. Scott, WR	4	-	5
T.J. Stormont, OL	7	7	7
Jeff Taylor, OL	7	14	20
<b>Barry Wesley, OL</b>	<b>7</b>	<b>19</b>	<b>19</b>
<b>Dante Wright, WR</b>	<b>7</b>	<b>7</b>	<b>7</b>

### DEFENSE

Player	2019	Streak	Career
Rashad Ajayi, CB	6	-	18
Keevan Bailey, CB	1	1	1
Jalen Bates, DE	7	7	17
Jan-Phillip Bombek, DE	1	1	3
Quinn Brannon, S	-	-	1
Marshaun Cameron, DB	2	1	2
Cam'Ron Carter, LB	2	-	3
Damion Dickens, DL	-	-	1
Tron Folsom, LB	6	1	29
Tywan Francis, S	-	-	1
Anthony Hawkins, DB	3	-	20
Jamal Hicks, S	7	16	25
Ellison Hubbard, DL	6	5	18
Dequan Jackson, LB	6	6	6
Manny Jones, DL	6	-	15
Mohamed Kamara, LB	1	-	1
Toby McBride, DL	-	-	1
Max McDonald, LB	1	-	9
Andre Neal, CB	7	7	7
Dajon Owens, DB	-	-	2
Livingston Paogofie, DL	1	-	3
Devin Phillips, DL	7	7	17
Logan Stewart, DB	7	7	7
Trey Sutton, LB	-	-	3

Indicates player has started in every possible game of his career at CSU.

## 100/300 YARD GAMES UNDER BOBO

### 100-YARD RUSHING GAMES

#	Yds	Player (Career #)	Opponent	Date
1	118	Dalyn Dawkins	Colorado	9/19/15
2	143	Jasen Oden, Jr. (1)	UTSA	9/26/15
3	140	Dalyn Dawkins	Wyoming	11/7/15
4	151	Dalyn Dawkins	UNLV	11/14/15
5	140	Izzy Matthews	Fresno St.	11/28/15
6	125	Dalyn Dawkins	Utah St.	10/8/16
7	102	Dalyn Dawkins	AFA	11/12/16
8	127	Marvin Kinsey, Jr. (1)	UNM	11/19/16
9	107	Izzy Matthews	UNM	11/19/16
10	102	Dalyn Dawkins	UNM	11/19/16
11	104	Izzy Matthews	SDSU	11/26/16
12	103	Dalyn Dawkins	SDSU	11/26/16
13	118	Dalyn Dawkins	Idaho	12/22/16
14	130	Dalyn Dawkins	Hawai'i	9/30/17
15	121	Dalyn Dawkins	Utah St.	10/7/17
16	191	Dalyn Dawkins	Nevada	10/14/17
17	116	Izzy Matthews	UNM	10/20/17
18	143	Dalyn Dawkins	Air Force	10/28/17
19	154	Dalyn Dawkins	Wyoming	11/4/17
20	161	Dalyn Dawkins	Boise St.	11/11/17
21	138	Dalyn Dawkins (15)	San José St.	11/18/17
22	125	Izzy Matthews	San José St.	10/6/18
23	109	Izzy Matthews	Boise State	10/19/18
24	100	Izzy Matthews (7)	Utah State	11/17/18
<b>25</b>	<b>180</b>	<b>Marvin Kinsey (2)</b>	<b>Arkansas</b>	<b>9/14/19</b>
<b>26.</b>	<b>246</b>	<b>Marvin Kinsey (3)</b>	<b>Toledo</b>	<b>9/21/19</b>

### 100-YARD RECEIVING GAMES

#	Yds	Player	Opponent	Date
1	125	Rashard Higgins	Colorado	9/19/15
2	103	Rashard Higgins	UTSA	9/26/15
3	115	Rashard Higgins	Utah St.	10/3/15
4	102	Rashard Higgins	UNLV	11/14/15
5	140	Rashard Higgins	UNM	11/21/15
6	128	Rashard Higgins (6)	Nevada	12/29/15
7	140	Michael Gallup	Utah St.	10/8/16
8	126	Michael Gallup	Fresno St.	11/5/16
9	213	Michael Gallup	Air Force	11/12/16
10	116	Michael Gallup	UNM	11/19/16
11	139	Michael Gallup	SDSU	11/26/16
12	265	Olabisi Johnson	Idaho	12/22/16
13	108	Michael Gallup	Idaho	12/22/16
14	134	Michael Gallup	Oregon St.	8/26/17
15	103	Michael Gallup	ACU	9/9/17
16	212	Michael Gallup	Hawai'i	9/30/17
17	263	Michael Gallup	Nevada	10/14/17
18	161	Michael Gallup	Air Force	10/28/17
19	102	Michael Gallup (12)	Boise St.	11/11/2017
20	119	Olabisi Johnson	Marshall	12/16/17
21	188	Preston Williams	Hawai'i	8/25/18
22	157	Olabisi Johnson	Hawai'i	8/25/18
23	154	Preston Williams	Arkansas	9/8/18
24	107	Cameron Butler (1)	Arkansas	9/8/18
25	106	Preston Williams	Florida	9/15/18
26	107	Olabisi Johnson	Illinois State	9/22/18
27	154	Preston Williams	Boise State	10/19/18
28	105	Warren Jackson (1)	Boise State	10/19/18
29	126	Preston Williams	Wyoming	10/26/18
30	107	Olabisi Johnson (5)	Utah State	11/17/18
31	248	Preston Williams (6)	Air Force	11/22/18
<b>32</b>	<b>111</b>	<b>Dante Wright (1)</b>	<b>W. Illinois</b>	<b>9/7/19</b>
<b>33.</b>	<b>132</b>	<b>Warren Jackson (2)</b>	<b>Toledo</b>	<b>9/21/19</b>
<b>34.</b>	<b>214</b>	<b>Warren Jackson (3)</b>	<b>UNM</b>	<b>10/11/19</b>
<b>35.</b>	<b>105</b>	<b>Dante Wright (2)</b>	<b>UNM</b>	<b>10/11/19</b>

### 300-YARD PASSING GAMES

#	Yds	Player	Opponent	Date
1	310	Nick Stevens	Nevada	12/29/15
2	315	Collin Hill	UNC	9/17/16
3	370	Collin Hill	Wyoming	10/1/16
4	374	Nick Stevens	Air Force	11/12/16
5	445	Nick Stevens	Idaho	12/22/16
6	334	Nick Stevens	Oregon St.	8/26/17
7	309	Nick Stevens	Colorado	9/1/17
8	337	Nick Stevens	ACU	9/9/17
9	351	Nick Stevens	Hawai'i	9/30/17
10	384	Nick Stevens	Nevada	10/14/17
11	309	Nick Stevens	Boise St.	11/11/17
12	305	Nick Stevens	San José St.	11/18/17
13	320	Nick Stevens (11)	Marshall	12/17/17
14	537	K.J. Carta-Samuels	Hawai'i	8/25/18
15	389	K.J. Carta-Samuels	Arkansas	9/8/18
16	311	K.J. Carta-Samuels (3)	New Mexico	10/13/18
17	333	Collin Hill (3)	Wyoming	10/26/18
<b>18</b>	<b>374</b>	<b>Collin Hill (4)</b>	<b>Colorado</b>	<b>8/30/19</b>
<b>19</b>	<b>367</b>	<b>Collin Hill (5)</b>	<b>W. Illinois</b>	<b>9/7/19</b>
<b>20.</b>	<b>405</b>	<b>Patrick O'Brien (1)</b>	<b>Toledo</b>	<b>9/21/19</b>
<b>21.</b>	<b>420</b>	<b>Patrick O'Brien (2)</b>	<b>UNM</b>	<b>10/11/19</b>

### ACTIVE PLAYERS WITH 300/100 YARD GAMES

Type	Player	#
<b>Rush</b>	Marvin Kinsey	3
<b>Rec.</b>	Cameron Butler	1
<b>Rec.</b>	Warren Jackson	3
<b>Rec.</b>	Dante Wright	2
<b>Pass</b>	Collin Hill	5
<b>Pass</b>	Patrick O'Brien	2

## NOTE EXPANDED

### ECLIPSING 500 YARDS

Since 2015, Mike Bobo's first season as CSU's head coach, the Rams have tallied 500+ yards of total offense in 22 games.

That mark is good for 10th most nationally and is the most by any Mountain West Conference school.

## 2019 MOUNTAIN WEST STANDINGS

### MOUNTAIN

	Overall	MW
Boise State	6-0	3-0
Utah State	4-2	3-0
Air Force	5-2	3-1
Wyoming	5-1	2-0
<b>Colorado State</b>	<b>2-5</b>	<b>1-2</b>
New Mexico	2-5	0-3

### WEST

	Overall	MW
San Diego State	6-1	3-1
Fresno State	3-3	1-1
Hawai'i	4-3	1-2
Nevada	4-3	1-2
San Jose State	3-4	1-3
UNLV	2-5	0-3

# 2019 NOTEBOOK

## CANVAS STADIUM

Canvas Stadium is the new name for Colorado State University's 41,000-capacity multipurpose stadium that opened on the school's Fort Collins campus in 2017. The newly re-branded Canvas Credit Union received naming rights to the facility through a \$37.7 million partnership agreement announced in April 2018. The agreement, which stands as one of the largest collegiate athletic venue naming agreements in history, was part of an ambitious re-branding initiative being undertaken by the previously branded Public Service Credit Union, under the direction of company President and CEO Todd Marksberry.

Canvas Credit Union is a not-for-profit, state-chartered, member-owned financial cooperative that has been in business since 1938. Today, the credit union has more than \$2.3 billion in assets and more than 238,000 members – and a mission to help individuals and families make better decisions and grow stronger financially. Learfield's Rams Sports Properties and their Campus+ business brokered the agreement as part of its ongoing support for Colorado State University athletics.

The \$220 million, 727,000-square-foot stadium proved immensely popular and attractive to fans in its inaugural season of 2017, and drew rave reviews from local and national media, as well national television networks that broadcast Colorado State's games to large audiences. The Rams set an all-time attendance record with a total of 192,369 fans and a per-game average of 32,062, representing a 16-percent attendance increase from 2016—eighth-highest in all of college football. Season ticket sales also reached an all-time high of 15,477, a 40-percent increase from the 2016 total of 11,054.

The return of CSU football games to campus from Hughes Stadium in 2017 brought the pageantry and celebration of Rams game days back to the heart of the university for the first time in 50 years, providing countless new engagement opportunities for the entire university. The stadium's design embraces Colorado's natural beauty, topography and visual connections to the Rocky Mountains from campus and ensures functionality for both game-day and non-game day usage.

The agreement with Canvas Credit Union combined with \$20 million given in 2016 to name Sonny Lubick Field brings the total naming rights revenues at Colorado State to \$57 million for the stadium. This compares favorably with the recently announced \$69 million United Airlines Memorial Coliseum at University of Southern California and the \$41 million Alaska Airlines Field at Husky Stadium at the University of Washington. The Colorado State agreement with Canvas Credit Union is for 15 years and includes annual escalator clauses for inflation, as well as a signing bonus, in recognition of the visibility and success of the stadium.



## MOUNTAIN WEST SCHOOLS BY ELEVATION

UNIVERSITY	STADIUM	CITY	ELEVATION
1. Wyoming	War Memorial Stadium	Laramie, Wyo.	7,220 ft.
2. Air Force	Falcon Stadium	U.S. Air Force Academy, Co.	7,163 ft.
3. New Mexico	Dreamstyle Stadium	Albuquerque, N.M.	5,312 ft.
<b>4. Colorado State</b>	<b>Canvas Stadium</b>	<b>Fort Collins, Co.</b>	<b>5,004 ft.</b>
5. Utah State	Maverik Stadium	Logan, Utah	4,778 ft.
6. Nevada	Mackay Stadium	Reno, Nev.	4,505 ft.
7. Boise State	Albertson Stadium	Boise, Idaho	2,842 ft.
8. UNLV	Sam Boyd Stadium	Las Vegas, Nev.	2,030 ft.
9. Fresno State	Bulldog Stadium	Fresno, Calif.	352 ft.
10. San Jose State	CEFCU Stadium	San Jose, Calif.	82 ft.
11. San Diego State	SDCCU Stadium	San Diego, Calif.	46 ft.
12. Hawai'i	Aloha Stadium	Honolulu, Hawaii	18 ft.

## GAMES PLAYED CHART

### OFFENSE

Player	2019	Streak	Career
John Blasco, Jr., OL	1	-	1
Scott Brooks, OL	7	15	16
<b>Cameron Butler, TE</b>	<b>7</b>	<b>32</b>	<b>32</b>
Nate Craig-Myers, WR	4	4	31
Brenden Fulton, WR	5	3	23
Nikko Hall, WR	3	2	12
Griffin Hammer, TE	2	2	8
Kyle Helbig, TE	2	-	2
Collin Hill, QB	3	-	18
Christian Hunter, RB	6	3	6
Ches Jackson, OL	5	3	7
Warren Jackson, WR	5	1	28
Marvin Kinsey, Jr., RB	7	7	41
Ryan Lynch, WR	1	1	1
<b>Trey McBride, TE</b>	<b>7</b>	<b>19</b>	<b>19</b>
Justice McCoy, QB	2	-	2
Ty McCullough, WR	5	2	5
Marcus McElroy, RB	6	6	24
Nouredin Nouil, OL	6	5	6
Patrick O'Brien, QB	6	6	9
Isiah Pannunzio, FB	3	-	15
Thomas Pannunzio, WR	4	-	13
Jocstavis Phillips, OL	7	7	19
<b>Adam Prentice, FB</b>	<b>7</b>	<b>32</b>	<b>32</b>
E.J. Scott, WR	5	-	15
T.J. Stormont, OL	7	7	7
Jeff Taylor, OL	7	21	40
Jaylen Thomas, RB	5	-	5
AJon Vivens, WR	-	-	4
Jadon Walker, WR	3	-	18
<b>Barry Wesley, OL</b>	<b>7</b>	<b>19</b>	<b>19</b>
Keith Williams, OL	7	7	9
<b>Dante Wright, WR</b>	<b>7</b>	<b>7</b>	<b>7</b>

### DEFENSE

Player	2019	Streak	Career
<b>Rashad Ajayi, CB</b>	<b>7</b>	<b>19</b>	<b>19</b>
Keevan Bailey, CB	6	6	6
Jalen Bates, DE	7	7	26
Jan-Phillip Bombek, DE	7	18	18
Quinn Brinnon, S	6	1	18
Tavian Brown, LB	2	-	2
Marshaun Cameron, DB	7	7	7
Cam'Ron Carter, LB	7	13	18
<b>Brandon Crossley, DB</b>	<b>7</b>	<b>7</b>	<b>7</b>
Christian Cumber, DB	6	-	7
Brandon Derrow, DL	2	-	6
Damion Dickens, DL	7	19	19
Tron Folsom, LB	7	7	45
Jamori Fox, DL	-	-	1
Tywan Francis, S	7	7	18
Troy Golden, LB	7	7	10
Jack Grauberger, LB	3	3	11
<b>Anthony Hawkins, DB</b>	<b>7</b>	<b>45</b>	<b>45</b>
Jamal Hicks, S	7	19	36
<b>Ellison Hubbard, DL</b>	<b>7</b>	<b>32</b>	<b>32</b>
Dequan Jackson, LB	7	10	17
Manny Jones, DL	6	-	28
Mohamed Kamara, LB	4	3	4
Malcolm Magee, S	4	-	7
Toby McBride, DL	2	-	19
Max McDonald, LB	7	7	30
Patrick Moody, LB	-	-	9
Andre Neal, DB	7	7	7
Dajon Owens, DB	7	10	17
Livingston Paogofie, DL	7	30	30
Devin Phillips, DL	7	7	18
Cian Quiroga, DL	3	2	3
Rushton Roberts, DL	2	-	2
Adonis Ruffran, DB	7	10	11
Logan Stewart, DB	7	7	7
Trey Sutton, LB	-	-	16

### SPECIAL TEAMS

Player	2019	Streak	Career
Cayden Camper, K	5	5	5
Braxton Davis, K	7	7	48
Joe DeLine, P	7	7	8
Maxwell Poduska, K	2	-	2
<b>Ross Reiter, LS</b>	<b>7</b>	<b>19</b>	<b>19</b>
<b>Ryan Stonehouse, P</b>	<b>7</b>	<b>32</b>	<b>32</b>





## 2019 HONOR ROLL

## OFFENSE

Collin Hill

**Warren Jackson, WR**

PFF MWC Team of the Week (4)  
 PFF National Team of the Week (7)  
 PFF MWC Team of the Week (7)  
 MWC Offensive Player of the Week (7)

**Marvin Kinsey, Jr., RB**

PFF National Team of the Week (4)  
 PFF MWC Team of the Week (4)  
 PFF MWC Team of the Week (7)

**Trey McBride, TE**

PFF MWC Team of the Week (7)

**Patrick O'Brien, QB**

PFF MWC Team of the Week (7)  
 Davey O'Brien Great 8 (7)  
 Manning Award Star of the Week (7)

**T.J. Storment, OL**

PFF MWC Team of the Week (1)  
 PFF MWC Team of the Week (6)

**Dante Wright, WR**

Paul Hornung Award Honor Roll (1)  
 Paul Hornung Award Honor Roll (2)

## DEFENSE

**Jan-Phillip Bombek, DL**

PFF MWC Team of the Week (6)

**Tron Folsom, LB**

PFF MWC Team of the Week (4)

**Ellison Hubbard, DL**

PFF National Team of the Week (2)  
 PFF MWC Team of the Week (2)

**Manny Jones, DL**

PFF MWC Team of the Week (2)  
 PFF MWC Team of the Week (4)

**Toby McBride, DL**

PFF MWC Team of the Week (1)  
 PFF MWC Team of the Week (2)

**Andre Neal, DB**

PFF MWC Team of the Week (5)  
 PFF MWC Team of the Week (7)

## SPECIAL TEAMS

**Ryan Stonhouse**

Ray Guy Award Ray's 8 (3)  
 Ray Guy Award Ray's 8 (7)

## #NEXTLEVELRAMS

Colorado State currently has 14 former players on professional football rosters in the National Football League, Canadian Football League, or the upcoming XFL.

NAME, Pos. (Years Lettered)	TEAM	LEAGUE
Shaquill Barrett, DL (2011-13)	Tampa Bay Buccaneers	NFL
Jake Bennett, OL (2014-17)	Saskatchewan Roughriders*	CFL
Nick Callender, OL (2014-16)	Houston Roughnecks	XFL
Dalyn Dawkins, RB (2015-17)	Tennessee Titans	NFL
Michael Gallup, WR (2016-17)	Dallas Cowboys	NFL
Zack Golditch, OL (2015-17)	Tampa Bay Vipers	XFL
Rashard Higgins, WR (2013-15)	Cleveland Browns	NFL
Olabisi Johnson, WR (2015-18)	Minnesota Vikings	NFL
Trae Moxley, OL (2014-17)	DC Defenders	XFL
Weston Richburg, OL (2010-13)	San Francisco 49ers	NFL
Ty Sambrailo, OL (2011-14)	Atlanta Falcons	NFL
Trent Sieg, LS (2014-17)	Oakland Raiders	NFL
Josh Watson, LB (2015-18)	Denver Broncos*	NFL
Preston Williams, WR (2018)	Miami Dolphins	NFL

\* indicates player is either on the injured reserve or practice squad



# 2019 RAMS

NUMERICAL ROSTER		No.	NAME	POS.	HT	WT	CL	HOMETOWN/LAST SCHOOL
		47	David Aggrey	RB	5-9	200	r-Fr.-RS	Aurora, Colo. (Rangeview HS)
		4	Rashad Ajayi	CB	5-11	183	So.-1L	Fairburn, Ga. (Langston Hughes HS)
		63	Alex Azusenis	OL	6-4	304	Fr.-HS	Powell, Ohio (Olentangy Liberty HS)
1	Jalen Bates	25	Keevan Bailey	CB	5-11	172	Fr.-HS	Conyers, Ga. (Salem HS)
1	Jadon Walker	1	Jalen Bates	DE	6-4	254	r-Sr.-TR	Kaplan, La. (Arizona State)
2	Justice McCoy	58	Blake Beecher	LB	5-9	192	Fr.	Norco, Calif. (Norco HS)
2	Dajon Owens	3	Caleb Blake	S	5-10	187	Fr.-HS	Winter Haven, Fla. (Bishop Moore HS)
3	Caleb Blake	76	John Blasco, Jr.	OL	6-6	324	r-So.-SQ	Tacoma, Wash. (Stadium HS)
3	E.J. Scott	91	Jan-Phillip Bombek	DL	6-2	253	Sr.-1L	Hamburg, Germany (Hamburg HS)
4	Rashad Ajayi	8	Quinn Brinnon	S	5-11	205	So.-1L	Pleasanton, Calif. (Bishop O'Dowd HS)
4	Nate Craig-Myers	64	Scott Brooks	OL	6-2	303	Jr.-1L	Moorpark, Calif. (Moorpark HS)
5	Dequan Jackson	55	Tavian Brown	LB	6-0	225	Fr.-HS	Demopolis, Ala. (Demopolis HS)
5	Marvin Kinsey, Jr.	16	Cameron Butler	TE	6-1	247	Jr.-2L	Columbia, S.C. (Ridge View HS)
6	Malcolm Magee	26	Marshaun Cameron	CB	5-8	181	Sr.-TR	Los Angeles, Calif. (Northern Colo.)
7	Jamal Hicks	95	Cayden Camper	K	6-5	205	Fr.-HS	Pueblo, Colo. (Pueblo County HS)
8	Quinn Brinnon	12	Cam'ron Carter	LB	6-0	221	So.-1L	Tucker, Ga. (Tucker HS)
9	Warren Jackson	4	Nate Craig-Myers	WR	6-2	202	Jr.-TR	Dade City, Fla. (Auburn)
10	Tywan Francis	18	Brandon Crossley	CB	5-10	173	Fr.-HS	Dallas, Texas. (Bowie HS)
10	Aaron Syverson	52	Aidan Cullen	DE	6-4	244	Fr.-HS	Monument, Colo. (Palmer Ridge HS)
11	Andre Neal	17	Christian Cumber	CB	5-11	191	r-So.-SQ	Denver, Colo. (J.K. Mullen HS)
12	Cam'ron Carter	83	Braxton Davis	K	5-11	180	r-Sr.-3L	Fort Collins, Colo. (Poudre HS)
12	Patrick O'Brien	35	Joe DeLine	K	5-11	202r	r-Jr.-SQ	Steamboat Springs, Colo. (Steam.Sp. HS)
13	Judd Erickson	54	Brandon Darrow	DE	6-3	259	r-Fr.-RS	Columbus, Ohio (St. Francis De Sales HS)
13	Jeremiah Pruitte	99	Damion Dickens	DE	6-1	264	Sr.-1L	Lexington, Miss. (Copiah-Lincoln CCC)
13	Trey Sutton	27	Dylan Emery	S	6-0	198	Fr.-HS	The Colony, Texas. (Valor Christian HS)
14	Anthony Hawkins	13	Judd Erickson	QB	6-3	221	r-So.-SQ	Highlands Ranch, Colo. (Mountain Vista HS)
15	Collin Hill	66	Kieran Firment	OL	6-3	312	r-So.-SQ	Oakdale, Pa. (West Allegheny HS)
16	Cameron Butler	24	Tron Folsom	LB	6-1	211	Fr.-TR	Alma, Ga. (Troy)
17	Christian Cumber	90	Jamori Fox	DL	6-0	289	r-Jr.-TR	Marietta, Ga. (Ellsworth CC)
18	Brandon Crossley	10	Tywan Francis	S	5-10	194	So.-1L	New Orleans, La. (Landry-Walker HS)
19	Xavier Goldsmith	23	Brenden Fulton	WR	5-9	190	r-Sr.-2L	Greeley, Colo. (Northridge HS)
19	Jaylen Hearst	34	Anthony Giusti	LB	6-0	221	r-Sr.-1L	Novato, Calif. (City College of San Francisco)
20	A'Jon Vivens	43	Troy Golden	LB	6-1	214	r-Fr.-RS	Orlando, Fla. (Olympia HS)
22	Dante Wright	19	Xavier Goldsmith	CB	5-7	159	Fr.-HS	Detroit, Mich. (Harrison HS)
23	Brenden Fulton	37	Anthony Grassi	WR	5-7	189	r-So.-RS	Colorado Springs, Colo. (Palmer HS)
23	Mikell Harvey	30	Jack Grauberger	LB	6-0	205	r-Jr.-1L	Fort Collins, Colo. (Fort Collins HS)
24	Tron Folsom	35	Joshua Griffin	RB	5-10	194	Jr.-SQ	Houston, Texas. (Ross Shaw Sterling HS)
25	Keevan Bailey	80	Nikko Hall	WR	6-0	181	So.-1L	Calabasas, Calif. (Calabasas HS)
26	Marshaun Cameron	88	Griffin Hammer	TE	6-4	235	r-So.-SQ	South Elgin, Ill. (St. Charles North)
26	Logan Ludwig	23	Mikell Harvey	CB	5-8	160	r-Fr.-RS	Slidell, La. (Northshore HS)
27	Dylan Emery	14	Anthony Hawkins	CB	5-10	201	Sr.-3L	Arlington, Texas. (Bowie HS)
27	Jaylen Thomas	19	Jaylen Hearst	WR	6-0	194	Fr.-HS	Fort Worth, Texas. (Fossil Ridge HS)
28	Christian Hunter	89	Kyle Helbig	TE	6-3	253	Fr.-HS	Broomfield, Colo. (Holy Family HS)
29	Tyreese Jackson	7	Jamal Hicks	S	6-0	203	Sr.-3L	Gardena, Calif. (Narbonne HS)
30	Jack Grauberger	15	Collin Hill	QB	6-4	227	r-Jr.-2L	Moore, S.C. (Dorman HS)
31	Ryan Lynch	62	Blake Householder	OL	5-11	272	r-Fr.-RS	Missouri City, Texas. (Dulles HS)
32	Marcus McElroy	98	Ellison Hubbard	DL	6-0	286	Jr.-2L	Loganville, Ga. (Grayson HS)
33	Manny Jones	28	Christian Hunter	RB	5-10	198	Fr.-HS	Fontana, Calif. (Kaiser HS)
34	Anthony Giusti	5	Dequan Jackson	LB	6-1	228	So.-1L	Jacksonville, Fla. (Robert E. Lee HS)
34	Hunter Williams	56	Ches Jackson	OL	6-4	294	r-Fr.-RS	Tifton, Ga. (Tift County HS)
35	Joe DeLine	29	Tyreese Jackson	RB	6-0	207	Fr.-HS	Jeanerette, La. (Westgate HS)
35	Joshua Griffin	9	Warren Jackson	WR	6-6	218	Jr.-2L	Mission Hills, Calif. (Bishop Alemany HS)
36	Payton Polson	71	Jeff Taylor	OL	6-0	307	Sr.-3L	Jonesboro, Ga. (Jonesboro HS)
37	Logan Stewart	33	Manny Jones	DE	6-3	269	Jr.-2L	Cartersville, Ga. (Woodland HS)
38	Adonis Rufran	42	Mohamed Kamara	LB	6-2	236	Fr.-HS	Newark, N.J. (Central HS)
39	Thomas Pannunzio	5	Marvin Kinsey, Jr.	RB	6-0	211	Sr.-3L	Atlanta, Ga. (Riverwood HS)
40	Alex Schreiner	65	Luis Lebron	OL	6-3	322	r-So.-SQ	Jacksonville, Fla. (Sandalwood HS)
40	Corte Tapia	26	Logan Ludwig	WR	5-10	187	r-Fr.-RS	Littleton, Colo. (ThunderRidge HS)
41	Dane Olson	31	Ryan Lynch	WR	6-1	187	r-Fr.-RS	Louisville, Colo. (Legacy HS)
41	Ryan Stonehouse	6	Malcolm Magee	S	6-0	193	r-Fr.-RS	Collins, Miss. (Ocean Springs HS)
		97	Toby McBride	DL	6-2	277	r-Jr.-1L	Fort Morgan, Colo. (Fort Morgan HS)
		85	Trey McBride	TE	6-4	258	So.-1L	Fort Morgan, Colo. (Fort Morgan HS)
		60	Florian McCann	OL	6-3	303	r-Fr.-RS	Denver, Colo. (Mullen HS)
		2	Justice McCoy	QB	6-1	207	r-So.-SQ	New Orleans, La. (Saint Augustine HS)
		81	Ty McCullouch	WR	5-11	173	Fr.-HS	Moreno Valley, Calif. (Rancho Verde HS)
		44	Max McDonald	LB	6-0	239	r-Jr.-1L	Fort Collins, Colo. (Rocky Mountain HS)

# 2019 RAMS

83	Chris McEahern	WR	5-10	184	Fr.-HS	Arvada, Colo. (Arvada West HS)
32	Marcus McElroy	RB	5-11	228	Jr.-1L	Denver, Colo. (J.K. Mullen HS)
51	Patrick Moody	LB	6-1	224	r-So.-RS	Vero Beach, Fla. (Vero Beach Senior HS)
11	Andre Neal	CB	6-0	196	Sr.-TR	Baltimore, Md. (College of San Mateo)
73	Nouredin Nouili	OL	6-3	295	Fr.-HS	Frankfurt, Germany. (Norris HS)
12	Patrick O'Brien	QB	6-4	240	r-Jr.-SQ	San Juan Capistrano, Calif. (Nebraska)
41	Dane Olson	S	5-10	162	Fr.	San Marcos, Calif. San Marcos HS)
2	Dajon Owens	CB	6-0	185	Jr.-1L	Los Angeles, Calif. (Long Beach City College)
82	Isiah Pannunzio	FB	6-1	236	r-Jr.-2L	Pueblo, Colo. (Pueblo South HS)
39	Thomas Pannunzio	WR	5-8	163	So.-1L	Aurora, Colo. (Pueblo South HS)
92	Livingston Paogofie	DL	6-1	269	Jr.-2L	Arlington, Texas (Bowie HS)
74	Cade Perram	OL	6-3	285	Fr.-HS	Crestwood, Ky. (Saint Xavier HS)
94	Devin Phillips	DL	6-1	311	So.-1L	Monroe, La. (Neville HS)
70	Joctavis Phillips	OL	6-4	329	r-So.-RS	West Monroe, La. (Neville HS)
53	Cade Plath	LB	5-11	220	Fr.-HS	Chanhassen, Minn. (Chanhassen HS)
90	Maxwell Poduska	K	6-0	185	r-Fr.-TR	Fort Collins, Colo. (Kansas State)
36	Payton Polson	LB	5-11	197	Fr.	Highlands Ranch, Colo. (Valor Christian HS)
46	Adam Prentice	FB	6-0	243	r-Jr.-2L	Fresno, Calif. (Clovis HS)
13	Jeremiah Pruitte	WR	6-5	206	Fr.-HS	Marietta, Ga. (Wheeler HS)
96	Cian Quiroga	DE	6-1	240	Fr.-HS	Denver, Colo. (Valor Christian HS)
86	Ross Reiter	LS	5-11	231	So.-1L	Phoenix, Ariz. (Brophy College Prep)
56	Rushton Roberts	DE	6-4	239	r-Fr.-RS	Jacksonville, Fla. (The Bolles School)
38	Adonis Ruffran	CB	5-8	173	r-So.-SQ	Colorado Springs, Colo. (Palmer HS)
87	Ryan Sayre	WR	6-1	204	r-So.-TR	Castle Rock, Colo. (Chadron State)
40	Alex Schreiner	RB	5-8	163	Fr.	Lincoln, Neb. (Lincoln Christian HS)
3	E.J. Scott	WR	6-1	194	r-So.-RS	Powder Springs, Ga. (McEachern HS)
86	Maxx Shapiro	TE	6-0	227	r-So.-RS	Claremont, Calif. (Claremont HS)
57	Kavesz Sherard	OL	6-4	303	r-Fr.-RS	Anderson, S.C. (T.L. Hanna HS)
78	Stevie Sifuentes	OL	6-1	283	Fr.-HS	Abilene, Texas (Abilene HS)
45	Jacob Stanton	LB	6-0	224	r-Fr.-RS	Thornton, Colo. (Chaparral HS)
37	Logan Stewart	S	6-0	214	r-Jr.-RS	Loveland, Colo. (Mountain View HS)
41	Ryan Stonehouse	P	5-9	171	Jr.-2L	La Verne, Calif. (Mater Dei HS)
72	T.J. Storment	OL	6-7	325	r-Jr.-TR	Statesville, N.C. (Fullerton College)
13	Trey Sutton	LB	5-11	237	r-Jr.-1L	Miami, Fla. (Westminster Christian HS)
10	Aaron Syverson	QB	5-11	188	Fr.-HS	Minnetonka, Minn. (Minnetonka HS)
40	Corte Tapia	FB	6-1	237	r-So.-SQ	Windsor, Colo. (Windsor HS)
27	Jaylen Thomas	RB	5-10	214	Fr.-HS	Colorado Springs, Colo. (Vista Ridge HS)
20	A'Jon Vivens	WR	5-11	198	So.-SQ	Denver, Colo. (Mullen HS)
97	Huck Vollmar	LS	6-2	209	r-Fr.-RS	Colorado Springs, Colo. (Air Academy HS)
1	Jadon Walker	WR	6-0	190	r-So.-SQ	Lithia Springs, Ga. (Chapel Hills HS)
69	Barry Wesley	OL	6-6	305	r-So.-1L	Morrison, Colo. (Bear Creek HS)
77	Keith Williams	OL	6-7	310	r-Jr.-SQ	Baltimore, Md. (Independence CC)
34	Hunter Williams	RB	5-7	184	r-Fr.-RS	Frisco, Texas. (Frisco Centennial HS)
84	Gary Williams	TE	6-1	235	r-Fr.-RS	Charlotte, N.C. (Zebulon B. Vance S)
22	Dante Wright	WR	5-8	168	Fr.-HS	Navarre, Fla. (Navarre HS)

## NUMERICAL ROSTER

42	Mohamed Kamara	LB
43	Troy Golden	LB
44	Max McDonald	LB
45	Jacob Stanton	LB
46	Adam Prentice	FB
47	David Aggrey	RB
51	Patrick Moody	LB
52	Aidan Cullen	DE
53	Cade Plath	LB
54	Brandon Derrow	DE
55	Tavian Brown	LB
56	Ches Jackson	OL
56	Rushton Roberts	DE
57	Kavesz Sherard	OL
58	Blake Beecher	LB
60	Florian McCann	OL
62	Blake Householder	OL
63	Alex Azusenis	OL
64	Scott Brooks	OL
65	Luis Lebron	OL
66	Kieran Firmont	OL
69	Barry Wesley	OL
70	Joctavis Phillips	OL
71	Jeff Taylor	OL
72	T.J. Storment	OL
73	Nouredin Nouili	OL
74	Cade Perram	OL
76	John Blasco, Jr.	OL
77	Keith Williams	OL
78	Stevie Sifuentes	OL
80	Nikko Hall	WR
81	Ty McCullouch	WR
82	Isiah Pannunzio	FB
83	Braxton Davis	K
83	Chris McEahern	WR
84	Gary Williams	TE
85	Trey McBride	TE
86	Ross Reiter	LS
86	Maxx Shapiro	TE
87	Ryan Sayre	WR
88	Griffin Hammer	TE
89	Kyle Helbig	TE
90	Jamori Fox	DL
90	Maxwell Poduska	K
91	Jan-Phillip Bombek	DL
92	Livingston Paogofie	DL
94	Devin Phillips	DL
95	Cayden Camper	K
96	Cian Quiroga	DE
97	Toby McBride	DL
97	Huck Vollmar	LS
98	Ellison Hubbard	DL
99	Damion Dickens	DE

### WHAT RETURNS...

<b>Offense</b>	
<b>Rushing Yards</b> .....	45.8%
<b>Passing Yards</b> .....	38.2%
<b>Receiving Yards</b> .....	36.5%
<b>Scoring</b> .....	24.8%
<b>Defense</b>	
<b>Tackles</b> .....	56.5%
<b>Tackles for Loss</b> .....	58.2%
<b>Sacks</b> .....	60.0%
<b>Interceptions</b> .....	28.6%
<b>Fumbles Forced</b> ..	80.0%
<b>Special Teams</b>	
<b>Field Goals</b> .....	0.0%
<b>Extra Points</b> .....	0.0%
<b>Punting Yards</b> .....	100%
<b>PR Yards</b> .....	10.9%
<b>KOR Yards</b> .....	70.9%

### Offensive Starts Returning

TE Cameron Butler	17
OL Jeff Taylor	13
OL Barry Wesley	12
FB Adam Prentice	12
QB Collin Hill	8
TE Trey McBride	5
WR Warren Jackson	3
FB Isiah Pannunzio	1
WR E.J. Scott	1

### Defensive Starts Returning

S Jamal Hicks	18
CB Anthony Hawkins	17
CB Rashad Ajayi	12
DL Ellison Hubbard	12
DL Devin Phillips	10
DL Manny Jones	9
LB Max McDonald	8
LB Trey Sutton	3
CB Dajon Owens	2
DL Livingston Paogofie	2
DL Jan-Phillip Bombek	2
DL Toby McBride	1
LB Cam/Ron Carter	1
DL Damion Dickens	1
S Tywan Francis	1
S Quinn Brannon	1

### Specialist Starts Returning

P Ryan Stonehouse	25
LS Ross Reiter	12





# Experience BREAKDOWN

## OFFENSE RETURNING LETTERMEN (16)

### Quarterbacks (1)

Collin Hill

### Backs (3)

Marvin Kinsey, Jr.  
 Marcus McElroy  
 Adam Prentice

### Tight Ends (3)

Cameron Butler  
 Trey McBride  
 Isiah Pannunzio

### Wide Receivers (5)

Brenden Fulton  
 Nikko Hall  
 Warren Jackson  
 Thomas Pannunzio  
 E.J. Scott

### Offensive Line (4)

Scott Brooks  
 Joctavis Phillips  
 Jeff Taylor  
 Barry Wesley

## DEFENSE RETURNING LETTERMEN (17)

### Defensive Line (6)

Jan-Phillip Bombek  
 Damion Dickens  
 Ellison Hubbard  
 Manny Jones  
 Livingston Paogofie  
 Devin Phillips

### Linebackers (5)

Cam'ron Carter  
 Anthony Giusti  
 Jack Grauberger  
 Dequan Jackson  
 Trey Sutton

### Secondary (6)

Rashad Ajayi  
 Quinn Brannon  
 Tywan Francis  
 Anthony Hawkins  
 Jamal Hicks  
 Dajon Owens

## SPECIALISTS (2)

Ross Reiter, LS  
 Ryan Stonehouse, P

## CAREER CONSECUTIVE AND TOTAL STARTS BY YEAR

OFFENSE/SPEC.	Yr.	Total Starts	Consec. Starts	---Starts by Year---			
				2019	2018	2017	2016
Cameron Butler, TE	Jr.	20	-	3	10	7	0
Jeff Taylor, OL	Sr.	20	12	7	10	3	0
Barry Wesley, OL	So.	19	19	7	12	0	0
Adam Prentice, FB	Jr.	13	-	1	6	6	0
Collin Hill, QB	Jr.	11	-	3	4	0	4
Trey McBride, TE	So.	11	6	6	5	0	0
Warren Jackson, WR	Jr.	8	1	5	3	0	0
E.J. Scott, WR	So.	6	-	5	1	0	0
Scott Brooks, OL	Jr.	7	7	7	0	0	0
T.J. Storment, OL	Jr.	7	7	7	0	0	0
Dante Wright, WR	Fr.	7	7	7	0	0	0
Nouredin Nouili, OL	Fr.	6	5	6	0	0	0
Patrick O'Brien, QB	Jr.	4	4	4	0	0	0
Marvin Kinsey, Jr., RB	Sr.	4	1	4	0	0	0
Nate Craig-Myers, WR	Jr.	3	3	3	0	0	0
Marcus McElroy, RB	Jr.	2	-	2	0	0	0
Joctavis Phillips, OL	So.	1	-	1	0	0	0
Isiah Pannunzio, FB	Jr.	1	-	0	1	0	0

DEFENSE	Yr.	Total Starts	Consec. Starts	---Starts by Year---			
				2019	2018	2017	2016
Jamal Hicks, S	Sr.	25	7	7	9	4	5
Anthony Hawkins, CB	Sr.	20	-	3	4	9	4
Rashad Ajayi, CB	So.	18	-	6	12	0	0
Ellison Hubbard, DL	Jr.	18	5	6	12	0	0
Devin Phillips, DL	So.	17	7	7	10	0	0
Manny Jones, DL	Jr.	15	-	6	8	1	0
Max McDonald, LB	Jr.	9	-	1	0	8	0
Jalen Bates, DL	Sr.	7	7	7	0	0	0
Andre Neal, DB	Sr.	7	7	7	0	0	0
Logan Stewart, DB	Jr.	7	7	7	0	0	0
Dequan Jackson, LB	So.	6	6	6	0	0	0
Tron Folsom, LB	Sr.	6	1	6	0	0	0
Cam'ron Carter, LB	So.	3	-	2	1	0	0
Livingston Paogofie, DL	Jr.	3	-	1	2	0	0
Trey Sutton, LB	Jr.	3	-	0	3	0	0
Jan-Phillip Bombek, DE	Sr.	3	1	1	2	0	0
Marshaun Cameron, DB	Sr.	2	1	2	0	0	0
Dajon Owens, CB	Jr.	2	-	0	2	0	0
Keevan Bailey, CB	Fr.	1	1	1	0	0	0
Mohamed Kamara, LB	Fr.	1	-	1	0	0	0
Toby McBride, DL	Jr.	1	-	0	0	0	1
Damion Dickens, DL	Sr.	1	-	0	1	0	0
Tywan Francis, S	So.	1	-	0	1	0	0
Quinn Brannon, S	So.	1	-	0	1	0	0

## GAME-OPENING DRIVES

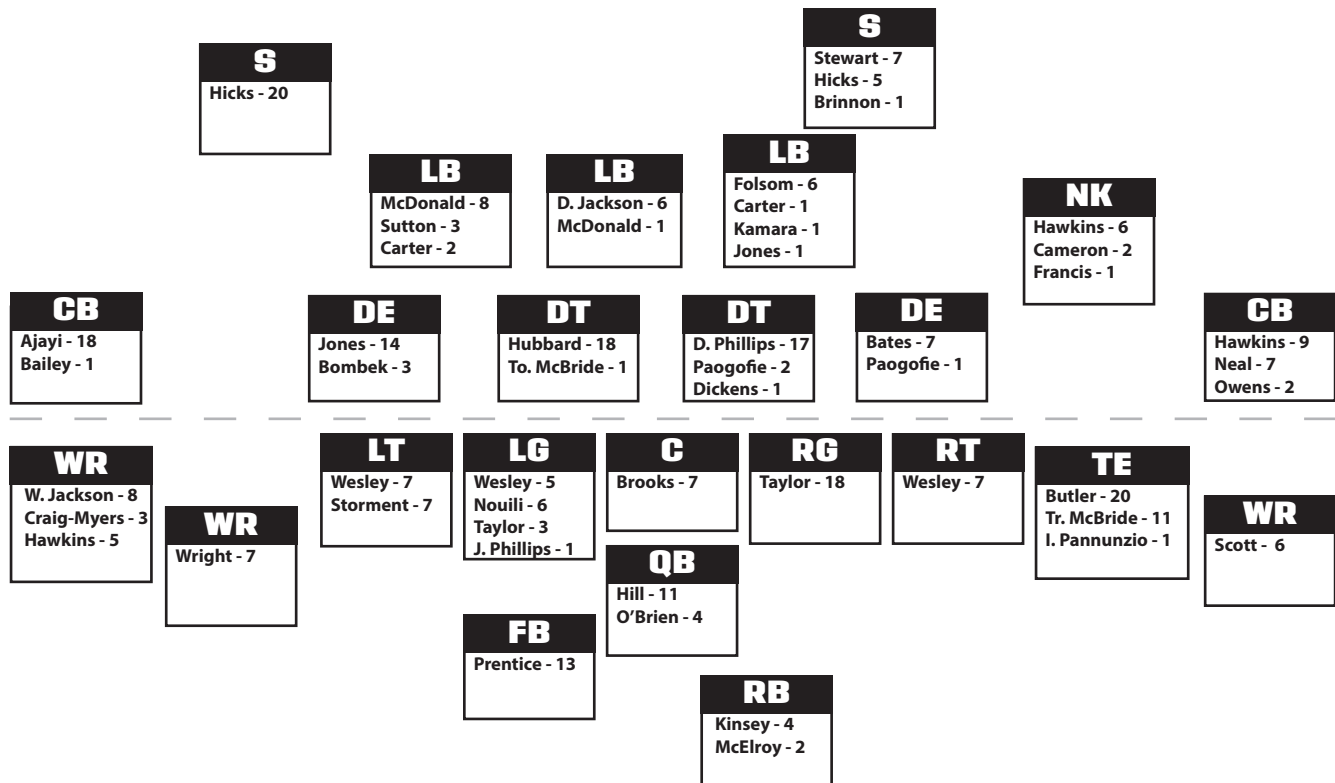
	-----CSU-----				-----OPP-----			
	Plays	Yds.	TOP	Result	Plays	Yds.	TOP	Result
vs. Colorado	6	80	2:41	TD	10	75	5:30	TD
Western Illinois	1	75	0:10	TD	6	19	3:05	Punt
at Arkansas	2	75	0:18	TD	5	75	1:42	TD
Toledo	9	75	3:25	TD	3	9	1:52	Punt
at Utah State	3	5	1:42	Punt	4	26	1:00	Fumble
San Diego State	3	4	1:05	Punt	7	61	3:23	FG
at New Mexico	7	84	2:36	TD	5	20	1:43	Punt
at Fresno State								
UNLV								
Air Force								
at Wyoming								
Boise State								

## SECOND HALF-OPENING DRIVES

	-----CSU-----				-----OPP-----			
	Plays	Yds.	TOP	Result	Plays	Yds.	TOP	Result
vs. Colorado	1	2	0:19	Fumble	3	27	0:54	TD
Western Illinois	4	49	1:30	TD	9	24	4:45	Downs
at Arkansas	15	72	7:22	FG	8	75	1:53	TD
Toledo	2	72	0:53	TD	3	75	0:38	TD
at Utah State	4	3	1:01	FG	2	0	0:16	INT
San Diego State	1	-14	0:06	Fumble	3	11	1:19	TD
at New Mexico	5	85	2:33	TD	5	17	2:13	Punt
at Fresno State								
UNLV								
Air Force								
at Wyoming								
Boise State								



# Position STARTS



## OFFENSIVE GAME-BY-GAME STARTERS

OPPONENT	QB	RB	WR	WR	TE	LT	LG	C	RG	RT	11
vs. Colorado	Hill	Prentice (FB)	W. Jackson	Wright	Butler	Storment	Nouili	Brooks	Taylor	Wesley	Scott (WR)
Western Illinois	Hill	McElroy	W. Jackson	Wright	Tr. McBride	Storment	J. Phillips	Brooks	Taylor	Wesley	Scott (WR)
at Arkansas	Hill	Kinsey	W. Jackson	Wright	Tr. McBride	Storment	Nouili	Brooks	Taylor	Wesley	Scott (WR)
Toledo	O'Brien	Kinsey	W. Jackson	Wright	Tr. McBride	Storment	Nouili	Brooks	Taylor	Wesley	Butler (TE)
at Utah State	O'Brien	Kinsey	Craig-Myers	Wright	Tr. McBride	Storment	Nouili	Brooks	Taylor	Wesley	Scott (WR)
San Diego State	O'Brien	McElroy	Craig-Myers	Wright	Tr. McBride	Storment	Nouili	Brooks	Taylor	Wesley	Butler (TE)
at New Mexico	O'Brien	Kinsey	W. Jackson	Wright	Tr. McBride	Storment	Nouili	Brooks	Taylor	Wesley	Craig-Myers

at Fresno State

UNLV

Air Force

at Wyoming

Boise State

## DEFENSIVE GAME-BY-GAME STARTERS

OPPONENT	DE	DT	DT	DE	LB	LB	CB	S	S	CB	11
vs. Colorado	Bates	Hubbard	D. Phillips	Jones	McDonald	Folsom	Ajayi	Stewart	Hicks	Neal	Hawkins (NK)
Western Illinois	Bates	Paogofie	D. Phillips	Jones	D. Jackson	Folsom	Ajayi	Stewart	Hicks	Neal	Carter (LB)
at Arkansas	Bates	Hubbard	D. Phillips	Jones	D. Jackson	Folsom	Ajayi	Stewart	Hicks	Neal	Hawkins (NK)
Toledo	Bates	Hubbard	D. Phillips	Jones	D. Jackson	Folsom	Ajayi	Stewart	Hicks	Neal	Hawkins (NK)
at Utah State	Bates	Hubbard	D. Phillips	Jones	D. Jackson	Folsom	Ajayi	Stewart	Hicks	Neal	Cameron (NK)
San Diego State	Bates	Hubbard	D. Phillips	Jones	D. Jackson	Kamara	Ajayi	Stewart	Hicks	Neal	Carter (LB)
at New Mexico	Bates	Hubbard	D. Phillips	Bombek	D. Jackson	Folsom	Bailey	Stewart	Hicks	Neal	Cameron (NK)

at Fresno State

UNLV

Air Force

at Wyoming

Boise State



# Explosive PLAYS

Yds	Type	Player	Opp.	Qtr.
87	Pass	W.Jackson/O'Brien	UNM	2*
77	Pass	Kinsey Jr./Hill	WIU	1*
75	Pass	Wright/Hill	WIU	1*
75	Run	Kinsey Jr.	Ark.	1*
75	Pass	Wright/O'Brien	Ark.	3*
74	Run	Kinsey Jr.	Tol.	3*
65	Pass	Craig-Myers/O'Brien	USU	1
64	Run	Wright	UNM	3
57	Pass	Wright/O'Brien	SDSU	1
47	Pass	Wright/O'Brien	UNM	1
45	Pass	Craig-Myers/O'Brien	Tol.	2
44	Ret.	Neal	USU	2*
42	Pass	Tr. McBride/O'Brien	UNM	1*
41	Pass	Craig-Myers/O'Brien	SDSU	41
41	Run	Wright	CU	2*
40	Pass	Scott/Hill	WIU	2
39	Pass	Wright/Hill	CU	1*
37	Run	Kinsey Jr.	Tol.	1
35	Pass	Scott/O'Brien	USU	3
34	Run	McElroy	Ark.	1
33	Run	Wright	WIU	3*
32	Pass	Craig-Myers/O'Brien	USU	2
32	KR	Hawkins	Ark.	4
31	KR	Hawkins	UNM	4
31	Pass	Kinsey Jr./Hill	CU	1
30	Pass	Wright/O'Brien	UNM	4
29	Pass	W. Jackson/Hill	CU	3
29	Pass	McCullouch/O'Brien	WIU	4
29	Pass	Tr. McBride/O'Brien	Tol.	4
29	Run	Kinsey Jr.	Tol.	4
26	Pass	W.Jackson/O'Brien	UNM	4*
26	Run	Kinsey Jr.	Tol.	3
25	Pass	W. Jackson/O'Brien	Tol.	3
24	Run	Kinsey Jr.	WIU	1
23	Pass	Scott/O'Brien	Tol.	4
22	Pass	Wright/O'Brien	USU	1
22	Pass	Tr. McBride/Hill	CU	2
22	Pass	W.Jackson/O'Brien	Tol.	1
21	Pass	McCullouch/O'Brien	UNM	3
21	Pass	Wright/O'Brien	SDSU	2
21	Run	Kinsey Jr.	Ark.	2
20	Pass	W.Jackson/O'Brien	UNM	4
20	Pass	Kinsey Jr./O'Brien	SDSU	4
20	Run	Wright	USU	2
20	Pass	Butler/O'Brien	Tol.	3
20	PR	Wright	WIU	2
19	Run	Kinsey Jr.	Ark.	1
18	Run	McElroy	WIU	4
15	Run	Collin Hill	CU	4
15	Run	O'Brien	Tol.	3
14	Run	Kinsey Jr.	UNM	1
14	Run	Kinsey Jr.	Tol.	3*
13	Run	Kinsey Jr.	WIU	1
13	Run	Kinsey Jr.	Ark.	3
12	Run	Kinsey Jr.	Tol.	1

\* Indicates a touchdown-scoring play

## BY TYPE (TOUCHDOWNS)

Passing	30/7
Rushing	21/5
Defensive Return	1/1
Kickoff Return (30+)	2/0
Punt Return (15+)	1/0
<b>TOTALS</b>	<b>55 (10)</b>

## BY GAME

vs. Colorado	6
Western Illinois	9
at Arkansas	7
Toledo	13
at Utah State	6
San Diego State	4
at New Mexico	10
at Fresno State	-
UNLV	-
Air Force	-
at Wyoming	-
Boise State	-

## BY QUARTER

1st	18
2nd	11
3rd	13
4th	13

## PASSING

Patrick O'Brien 23 (87)  
Collin Hill 7 (77)

## RECEIVING

Dante Wright 8 (75)  
Warren Jackson 6 (87)  
Nate Craig-Myers 4 (65)  
E.J. Scott 3 (40)  
Marvin Kinsey Jr. 3 (77)  
Trey McBride 3 (42)  
Ty McCullouch 2 (29)  
Cameron Butler 1 (20)

## RUSHING

Marvin Kinsey Jr. 13 (75)  
Dante Wright 4 (64)  
Marcus McElroy 2 (34)  
Collin Hill 1 (15)  
Patrick O'Brien 1 (15)

## DEFENSIVE RETURN

Andre Neal 1 (44)

## KICK RETURN (30+)

Anthony Hawkins 2 (32)

## PUNT RETURN (15+)

Dante Wright 1 (20)

## GAME-BY-GAME NOTABLES

Opponent	Captains	Coin Toss	Kick or Receive	First Poss.	Game Time	Game Length	Helmet Style	Jersey Color	Pants Color	Game Result
<b>vs. Colorado</b>	Prentice, Hicks, To. McBride, W. Jackson	Lost	Kick	TD	8:47	3:19	Green	White	Green	L, 31-52
<b>Western Illinois</b>	Prentice, Hicks, Jones, W. Jackson	Lost	Receive	TD	2:05	3:20	Green	Green	Gold	W, 38-13
<b>at Arkansas</b>	Prentice, Hicks, Hill, Jones	Lost	Receive	TD	3:01	3:29	Green	White	Green	L, 34-55
<b>Toledo</b>	Prentice, Hicks, W. Jackson, D. Jackson	Won	Receive	TD	8:20	4:14	Green	Orange	White	L, 35-41
<b>at Utah State</b>	Prentice, Hicks, Tr. McBride, D. Jackson	Won	Receive	Punt	6:00	3:37	White	White	White	L, 24-34
<b>San Diego State</b>	Jones, Neal, Tr. McBride, Carter	Won	Kick	Punt	8:05	3:26	White	Green	White	L, 10-24
<b>at New Mexico</b>	Prentice, Hicks	Won	Receive	TD	6:02	3:51	White	White	White	W, 35-21
<b>at Fresno State</b>										
<b>UNLV</b>										
<b>Air Force</b>										
<b>at Wyoming</b>										
<b>Boise State</b>										





# Big Play BREAKDOWN

## TURNOVERS

Opponent	Forced by CSU			Pts Off	Pts. Off Margin	Forced by Opponent			Pts Off
	Fum	INT	Tot			Fum	INT	Tot	
vs. Colorado	0	0	0	0	-17	2	2	4	17
Western Illinois	1	0	1	0	-3	2	0	2	3
at Arkansas	1	0	1	7	-3	2	0	2	10
Toledo	0	0	0	0	0	0	1	1	0
at Utah State	2	2	4	10	0	3	0	3	10
San Diego State	0	0	0	0	-14	1	3	4	14
at New Mexico	2	1	3	7	-1	2	0	2	8
at Fresno State	-	-	-	-	-	-	-	-	-
UNLV	-	-	-	-	-	-	-	-	-
Air Force	-	-	-	-	-	-	-	-	-
at Wyoming	-	-	-	-	-	-	-	-	-
Boise State	-	-	-	-	-	-	-	-	-
<b>TOTAL</b>	<b>6</b>	<b>3</b>	<b>9</b>	<b>24</b>	<b>-38</b>	<b>12</b>	<b>6</b>	<b>18</b>	<b>62</b>

## CSU BIG PLAYS

Opponent	Rushing				Passing				Special Teams		Defensive Plays	
	15-19	20-29	30-39	40+	20-29	30-39	40-49	50+	Block	Ret. TD	INT	TD
vs. Colorado	1	0	0	1	2	2	0	0	0	0	0	0
Western Illinois	1	1	1	0	1	0	1	2	0	0	0	0
at Arkansas	1	1	1	1	0	0	0	1	0	0	0	0
Toledo	1	2	1	1	5	0	1	0	0	0	0	0
at Utah State	0	1	0	0	1	2	0	1	1	0	2	1
San Diego State	0	0	0	0	2	0	1	1	0	0	0	0
at New Mexico	0	0	0	1	3	1	2	1	0	0	1	0
at Fresno State	-	-	-	-	-	-	-	-	-	-	-	-
UNLV	-	-	-	-	-	-	-	-	-	-	-	-
Air Force	-	-	-	-	-	-	-	-	-	-	-	-
at Wyoming	-	-	-	-	-	-	-	-	-	-	-	-
Boise State	-	-	-	-	-	-	-	-	-	-	-	-
<b>TOTAL</b>	<b>4</b>	<b>5</b>	<b>3</b>	<b>4</b>	<b>14</b>	<b>5</b>	<b>5</b>	<b>6</b>	<b>1</b>	<b>0</b>	<b>3</b>	<b>1</b>

## OPPONENT BIG PLAYS

Opponent	Rushing				Passing				Special Teams		Defensive Plays	
	15-19	20-29	30-39	40+	20-29	30-39	40-49	50+	Block	Ret. TD	INT	TD
vs. Colorado	1	2	1	0	4	1	0	0	0	0	2	1
Western Illinois	0	0	0	1	1	1	0	0	0	0	0	0
at Arkansas	1	2	0	1	3	1	0	1	0	0	0	1
Toledo	2	3	2	2	1	0	0	1	0	0	1	0
at Utah State	1	0	0	0	0	2	1	0	0	0	0	1
San Diego State	0	0	0	0	1	0	1	0	0	0	3	0
at New Mexico	2	1	0	1	1	0	0	0	0	0	0	0
at Fresno State	-	-	-	-	-	-	-	-	-	-	-	-
UNLV	-	-	-	-	-	-	-	-	-	-	-	-
Air Force	-	-	-	-	-	-	-	-	-	-	-	-
at Wyoming	-	-	-	-	-	-	-	-	-	-	-	-
Boise State	-	-	-	-	-	-	-	-	-	-	-	-
<b>TOTAL</b>	<b>7</b>	<b>8</b>	<b>3</b>	<b>5</b>	<b>11</b>	<b>5</b>	<b>2</b>	<b>2</b>	<b>0</b>	<b>1</b>	<b>6</b>	<b>3</b>

## SCORING DRIVES

Opponent	No.	Plays	Yards	Time	TD Drives	Plays	Yards	Time
vs. Colorado	5	8.2	75.6	4:12	4	7.5	80.5	3:42
Western Illinois	6	5.2	59	2:27	5	4.6	63.6	2:03
at Arkansas	6	6.7	64.3	2:44	4	4.3	65.5	1:37
Toledo	6	7.3	72.5	4:21	4	6.5	73.3	2:14
at Utah State	3	6	33.7	2:06	2	7	49	2:39
San Diego State	2	5.0	63.0	2:16	1	3	74	1:00
at New Mexico	5	5.4	73.6	1:51	5	5.4	73.6	1:51
at Fresno State	-	-	-	-	-	-	-	-
UNLV	-	-	-	-	-	-	-	-
Air Force	-	-	-	-	-	-	-	-
at Wyoming	-	-	-	-	-	-	-	-
Boise State	-	-	-	-	-	-	-	-
<b>AVERAGE</b>	<b>4.7</b>	<b>6.25</b>	<b>63.2</b>	<b>3:01</b>	<b>3.6</b>	<b>5.5</b>	<b>68.5</b>	<b>2:09</b>



# The Last Time A RAM...

## PASSING

### Pass Yards

Stat	Individual	Total	Opponent	Date
500+	K.J. Carta-Samuels	537	Hawai'i	8/25/18
450+	K.J. Carta-Samuels	537	Hawai'i	8/25/18
400+	Patrick O'Brien	420	at UNM	10/11/19
350+	Patrick O'Brien	405	Toledo	9/21/19
300+	Patrick O'Brien	405	Toledo	9/21/19

### Touchdown Passes

Stat	Individual	Total	Opponent	Date
6	Mark Driscoll	6	Nevada	10/19/74
5	K.J. Carta-Samuels	5	Hawai'i	8/25/18
4	Collin Hill	4	W. Illinois	9/7/19

### Pass Attempts

Stat	Individual	Total	Opponent	Date
50+	Patrick O'Brien	52	Toledo	9/21/19
40+	Patrick O'Brien	52	Toledo	9/21/19
30+	Patrick O'Brien	34	at UNM	10/11/19

### Pass Completions

Stat	Individual	Total	Opponent	Date
35+	Garrett Grayson	36	Boise St.	9/6/14
30+	Patrick O'Brien	32	Toledo	9/21/19
25+	Patrick O'Brien	25	at UNM	10/11/19

### Completion Pct. (Min. 15 Attempts)

Stat	Individual	Total	Opponent	Date
85%+	Garrett Grayson	18-21	Wyoming	10/25/14
80%+	Nick Stevens	26-32	SJSU	11/18/17
75%+	Collin Hill	25-32	W Illinois	9/7/19

## RECEIVING

### Receiving Yards

Stat	Individual	Total	Opponent	Date
250+	Michael Gallup	263	vs. Nevada	10/14/17
200+	Warren Jackson	213	at UNM	10/11/19
150+	Warren Jackson	213	at UNM	10/11/19

### Touchdown Receptions

Stat	Individual	Total	Opponent	Date
4	Rashard Higgins	4	Tulsa	10/4/14
3	Preston Williams	3	at AFA	11/22/18

### Receptions

Stat	Individual	Total	Opponent	Date
14+	Jeff Champine	14	New Mexico	10/29/83
12+	Warren Jackson	12	Toledo	9/21/19
10+	Warren Jackson	12	Toledo	9/21/19

### Long Reception

Stat	Individual	Total	Opponent	Date
90+	Ron Harris	94	UNC	9/24/77
80+	Warren Jackson	87	at UNM	10/11/19
70+	Dante Wright	75	Arkansas	9/14/19

### Two Players with 100+ Receiving Yards

Warren Jackson (214) and Dante Wright (105) at New Mexico (10/11/19)

## RUSHING

### Rushing Yards

Stat	Individual	Total	Opponent	Date
300+	Kapri Bibbs	312	Nevada	11/9/13
250+	Kapri Bibbs	312	Nevada	11/9/13
200+	Marvin Kinsey, Jr.	246	Toledo	9/21/19
150+	Marvin Kinsey, Jr.	246	Toledo	9/21/19

### Rush Attempts

Stat	Individual	Total	Opponent	Date
40+	Kyle Bell	40	vs. CU	9/1/07
35+	Kapri Bibbs	38	at New Mexico	11/16/13
30+	Dalyn Dawkins	32	Boise St.	11/11/17

### Rush Touchdowns

Stat	Individual	Total	Opponent	Date
6	Kapri Bibbs	6	at New Mexico	11/16/13
5	Dee Hart	5	New Mexico	11/22/14
4	Dee Hart	5	New Mexico	11/22/14
3	Dee Hart	5	New Mexico	11/22/14

### Long Rush

Stat	Individual	Total	Opponent	Date
80+	Kapri Bibbs	85	Nevada	11/9/13
50+	Marvin Kinsey Jr.	74	Toledo	9/21/19

### Two Players Rush for 100+ Yards

Izzy Matthews (104) and Dalyn Dawkins (103) at San Diego State, 11/26/16

### Three Players Rush for 100+ Yards

Karvin Kinsey, Jr. (127), Izzy Matthews (107) and Dalyn Dawkins (102), New Mexico, 11/19/16

## DEFENSE

### Tackles

Stat	Individual	Total	Opponent	Date
25+	Eric Tippeconnic	27	at Arkansas	9/29/90
20+	Adam Lancisero	20	at Utah	11/6/04
15+	Jamal Hicks	15	SDSU	10/5/19

### Sacks

Stat	Individual	Total	Opponent	Date
4+	Guy Miller	4.5	UNLV	10/16/10
3+	Jan-Philip Bombek	3.0	SJSU	10/6/18

### Five Players Record A Sack

J. Buys (1.0), E. Hubbard (1.0), R. King (1.0), T. McBride (1.0), T. Thomas (1.0), vs. Colorado, 9/1/17

### Interception Returned for TD...

Andre Neal, 44 yards, at Utah State, 9/28/19

### Fumble Returned for TD...

Kevin Davis (0 yds), Savannah State, 9/5/15

### Forced Safety...

[Team], UTSA, 9/26/15

## TEAM

### Total Offense

Stat	Total	Opponent	Date
650+	694	Toledo	9/21/19
600+	694	Toledo	9/21/19
550+	551	at UNM	10/11/19
500+	551	at UNM	10/11/19

### Points Scored

Stat	Total	Opponent	Date
70+	76	at UTEP	10/27/73
60+	63	at SDSU	11/26/16
50+	52	Boise State	11/11/17
40+	42	SJSU	11/18/17

### Offensive Plays

Stat	Total	Yards	Opponent	Date
100+	109	626	Boise State	11/2/13
90+	90	694	Toledo	9/21/19
80+	90	694	Toledo	9/21/19

### Yards Per Play

Stat	Total	Opponent	Date
10.0+	10.3	at Hawai'i	9/30/17
9.0+	10.3	at Hawai'i	9/30/17
8.0+	8.5	W. Illinois	9/7/19

### Passes Intercepted

Stat	Total	Opponent	Date
6	6	West Virginia	11/18/78
5	5	at New Mexico	11/17/01
4	5	at New Mexico	11/17/01
3	3	Oregon State	8/26/17

### Sacks

Stat	Total	Opponent	Date
7	7	W. Illinois	9/7/19

### Forced Fumbles

Stat	Total	Opponent	Date
7	7	Wyoming	11/16/00

## SPECIAL TEAMS

### Kickoff Returned for TD...

Kevin Nutt, Jr. (96 yds) at Fresno State, 11/28/15

### Punt Returned for TD...

Robert Ruiz (91) at San Diego State, 11/26/16

### Blocked A Punt...

Troy Golden, at Utah State, 9/28/19

### Blocked A Field Goal...

DeAndre Elliott, at New Mexico, 11/21/15



# The Last Time AN OPPONENT...

## INDIVIDUAL

30 Rushing Attempts	36	Gerold Bright, Utah State, Sept. 28, 2019
200 Yards Rushing	228	Bryant Koback, Toledo, Sept. 21, 2019
150 Yards Rushing	193	Bryson Carrol, New Mexico, Oct. 11, 2019
4 Touchdowns Rushing	4	Tim McVey, Air Force; Nov. 12, 2016
3 Touchdowns Rushing	3	Bryant Koback, Toledo, Sept. 21, 2019
400 Yards Passing	404	Ty Gangi, Nevada; Nov. 10, 2018
350 Yards Passing	404	Ty Gangi, Nevada; Nov. 10, 2018
50 Pass Attempts	51	Joe Gray, San Jose State; Nov. 1, 2014
40 Pass Attempts	40	Josh Live, San Jose State; Oct. 6, 2018
35 Pass Attempts	35	Nick Starkel, Arkansas; Sept. 14, 2019
30 Pass Completions	31	Dru Brown, Hawai'i; Sept. 30, 2017
25 Pass Completions	28	Ty Gangi, Nevada; Nov. 10, 2018
20 Pass Completions	20	Nick Starkel, Arkansas; Sept. 14, 2019
4 Touchdown Passes	4	Ty Gangi, Nevada; Nov. 10, 2018
400 Yards Total Offense	411	Ty Gangi, Nevada; Nov. 10, 2018
300 Yards Total Offense	305	Nick Starkel, Arkansas; Sept. 14, 2019
10 Receptions	11	Laviska Shenault, Colorado; Aug. 31, 2018
200 Receiving Yards	208	Laviska Shenault, Colorado; Aug. 31, 2018
3 Touchdown Receptions	3	Kendal Keys, UNLV; Nov. 14, 2015
3 Field Goals Made	3	Ryan Meskell, Hawai'i; Aug. 25, 2018
2 Pass Interceptions	3	Luq Barcoo, SDSU; Oct. 5, 2019
50-Yard Field Goal	54	Connor Limpert, Arkansas; Sept. 14, 2019
60-Yard Punt	72	Bailey Flint, Toledo, Sept. 21, 2019
Kickoff Return For Touchdown	100	Savon Scarver, Utah State, Sept. 28, 2019
Punt Return For Touchdown	74	Kekaula Kaniho, Boise State; Oct. 19, 2018
Fumble Return For Touchdown	8	David Woodward, Utah State, Sept. 28, 2019
Interception Return For Touchdown	95	Aaron Wade, Utah State; Nov. 17, 2018
	32	Jontrell Rocquemore, Utah State; Nov. 17, 2018
Punt Block For Touchdown	0	Tyrie Cleveland, Florida; Sept. 15, 2018

## OPPONENT

## TEAM

		OPPONENT
30 First Downs	30	Air Force; Nov. 22, 2018
400 Yards Rushing	436	Toledo; Sept. 21, 2019
300 Yards Rushing	436	Toledo; Sept. 21, 2019
60 Rushing Attempts	67	Air Force; Nov. 22, 2018
50 Rushing Attempts	56	Utah State, Sept. 28, 2019
4 Rushing Touchdowns	4	Toledo; Sept. 21, 2019
400 Yards Passing	404	Nevada, Nov. 10, 2018
50 Pass Attempts	51	San Jose State; Nov. 1, 2014
40 Pass Attempts	45	Boise State; Nov. 11, 2017
30 Pass Completions	31	Hawai'i; Sept. 30, 2017
4 Touchdown Passes	4	Nevada, Nov. 10, 2018
600 Yards Total Offense	636	Nevada, Nov. 10, 2018
80 Total Plays	89	Utah State, Sept. 28, 2019
4 Turnovers Forced	4	Colorado; Aug. 30, 2019
0 Turnovers Given Up	0	Toledo; Sept. 21, 2019
2 Players In Game/100 Yards Rushing	2	Toledo; Sept. 21, 2019
3 Players In Game/100 Yards Rushing	3	Air Force; Sept. 30, 1989
2 Players In Game/100 Yards Receiving	2	Colorado; Aug. 31, 2018
100-yd. Rusher and 100-yd. Receiver		Illinois State; Sept. 22, 2018
100-yd. Rusher and 200-yd. Receiver		Colorado; Aug. 31, 2018
10 or Fewer First Downs	9	Northern Colorado; Sept. 10, 2011
4 Passes Had Intercepted	5	New Mexico; Nov. 17, 2001
100 Yards Or Fewer Rushing	91	San Diego State; Oct. 5, 2019
50 Yards Or Fewer Rushing	48	San Jose State; Oct. 6, 2018
300 Yards Or Fewer Total Offense	238	San Diego State; Oct. 5, 2019
Scored a Safety	1	San Jose State; Oct. 6, 2018
Blocked Punt	1	Florida; Sept. 15, 2018
Blocked Field Goal	1	North Dakota State, Sept. 8, 2012
2-Point Conversion	1	Hawai'i; Oct. 26, 2013
35:00 Time Of Possession	38:31	Air Force; Nov. 22, 2018
50 Points Scored	55	Arkansas, Sept. 14., 2019
Shutout	13-0	Utah State; Nov. 23, 2013
0 Points Scored 1st Quarter	0	New Mexico; Oct. 13, 2018
0 Points Scored, 1st Half	0	San Jose State; Oct. 6, 2018
0 Points Scored Through 3 Quarters	0	Fresno State; Nov. 5, 2016
0 Points Scored, 4th Quarter	0	Nevada, Nov. 10, 2018
0 Points Scored, 2nd Half	0	Colorado; Sept. 1, 2017





## Drive SUMMARIES

August 30 vs. Colorado	Qtr.	Time	Plays	Yds.	Elapsed
Hill to Wright, 39 pass (Poduska kick)	1	6:42	6	80	2:41
Hill to Jackson, 8 pass (Poduska kick)	2	14:13	11	92	5:27
Wright, 41 rush (Poduska kick)	2	1:35	7	75	4:02
Poduska, 42 field goal	3	4:30	11	56	6:16
Hill to Butler, 13 pass (Poduska kick)	4	12:13	6	75	2:37

September 7 vs. Western Illinois	Qtr.	Time	Plays	Yds.	Elapsed
Hill to Wright, 75 pass (Poduska kick)	1	14:50	1	75	0:10
Hill to Kinsey, 77 pass (Poduska kick)	1	7:53	3	75	0:54
Hill to Scott, 10 pass (Poduska kick)	2	8:43	11	65	6:10
Hill to Kinsey, 14 pass (Poduska kick)	2	5:27	4	52	1:31
Wright, 33 rush (Davis kick)	3	8:45	4	49	1:30
Davis, 41 field goal	4	8:12	8	38	4:32

September 14 at Arkansas	Qtr.	Time	Plays	Yds.	Elapsed
Kinsey 75 run (Camper kick)	1	14:42	2	75	0:18
Hill to Jackson, 14 pass (Camper kick)	1	3:27	5	75	2:32
Hill 1 run (Camper kick)	2	7:31	5	40	1:55
Camper, 46 field goal	2	0:04	10	52	2:37
Camper, 21 field goal	3	5:45	15	72	7:22
O'Brien to Wright, 75 pass (Camper kick)	3	2:26	3	72	1:44

September 21 vs. Toledo	Qtr.	Time	Plays	Yds.	Elapsed
O'Brien to Jackson, 6 pass (Camper kick)	1	11:35	9	75	3:25
Camper, 40 field goal	2	12:48	8	55	2:19
Camper, 22 field goal	2	6:54	10	87	4:21
Kinsey 74 run (Camper kick)	3	13:21	2	72	0:53
Kinsey 14 run (Camper kick)	3	10:10	6	75	2:58
O'Brien 1 run (O'Brien to Wright)	4	4:33	9	71	1:42

September 28 at Utah State	Qtr.	Time	Plays	Yds.	Elapsed
Thomas 2 run (Camper kick)	1	7:14	6	18	2:03
Kinsey 1 run (Camper kick)	2	14:24	8	80	3:16
Camper, 45 field goal	3	13:43	4	3	1:01

October 5 vs. San Diego State	Qtr.	Time	Plays	Yds.	Elapsed
Camper, 36 field goal	1	4:21	7	52	3:32
O'Brien to Craig-Myers, 13 pass (Camper kick)	4	5:55	3	74	1:00

October 11 at New Mexico	Qtr.	Time	Plays	Yds.	Elapsed
O'Brien to McBride, 42 pass (Camper kick)	1	12:24	7	84	2:36
O'Brien to Jackson, 87 pass (Camper kick)	2	4:13	1	87	0:13
Kinsey 1 run (Camper kick)	2	0:05	11	85	1:56
Kinsey 3 run (Camper kick)	3	10:14	5	85	2:33
O'Brien to Jackson, 26 pass (Camper kick)	4	5:58	3	27	1:57

October 26 at Fresno State	Qtr.	Time	Plays	Yds.	Elapsed
-	-	-	-	-	-

November 2 vs. UNLV	Qtr.	Time	Plays	Yds.	Elapsed
-	-	-	-	-	-

November 16 vs. Air Force	Qtr.	Time	Plays	Yds.	Elapsed
-	-	-	-	-	-

November 22 at Wyoming	Qtr.	Time	Plays	Yds.	Elapsed
-	-	-	-	-	-

November 29 vs. Boise State	Qtr.	Time	Plays	Yds.	Elapsed
-	-	-	-	-	-

## DRIVE SUPERLATIVES

**Longest TD Drive (Yards)** - 92 yards vs. Colorado (Hill to Jackson, 8 pass)

**Shortest TD Drive (Yards)** - 40 yards at Arkansas (Hill, 1 rush)

**Longest TD Drive (Time)** - 5:27 vs. Colorado (Hill to Jackson, 8 pass)

**Shortest TD Drive (Time)** - 0:10 vs. Western Illinois (Hill to Wright, 75 pass)

**Most Plays on TD Drive** - 11 plays, three times

**Fewest Plays on TD Drive** - 1 play, twice (Hill to Wright, 75 pass;  
O'Brien to Jackson, 87 pass)

# Game RECAPS

## GAME 1



Colorado State	7	14	3	7	--	31
Colorado	7	17	14	14	--	52

August 30, 2019 • Broncos Stadium at Mile High • Denver • 66,997

**DENVER** -- Colorado State turned the ball over four times (2 INT, 2 fumbles) and Colorado turned those takeaways into 17 points as the Buffaloes beat the Rams for the fifth-straight season.

Quarterback Collin Hill threw for 374 yards in his first season opener of his career, and true freshman wide receiver Dante Wright was sensational. The Navarra, Fla. native tallied a pair of touchdowns - rushing and receiving - and was the offensive star of the night for the Rams.

CSU allowed just three tackles for loss in 78 offensive plays and looked much improved over the 2018 unit. Freshman Nouredin Nouili became the first true freshman to start a season opener on the line in at least the past 30 years.

Defensively, Jamal Hicks led all CSU tacklers with 13 tackles. However, the unit allowed CU running back Alex Fontenot to rack up 125 yards and three touchdowns on 19 carries, part of 243 total rushing yards for the Buffs on the evening.

The game was the final match-up between the two rivals in Denver after 10 years.

### GAME BREAKDOWN

	CSU	CU
<b>FIRST DOWNS</b>	<b>27</b>	<b>23</b>
Rushing	8	11
Passing	18	10
Penalty	1	2
<b>NET YARDS RUSHING</b>	<b>131</b>	<b>243</b>
Rushing Attempts	31	40
Average Per Rush	4.2	6.1
Rushing Touchdowns	1	4
Yards Gained Rushing	164	247
Yards Lost Rushing	33	4
<b>NET YARDS PASSING</b>	<b>374</b>	<b>232</b>
Completions-Attempts-Int	31-47-2	13-20-0
Average Per Attempt	8.0	11.6
Average Per Completion	12.1	17.8
Passing Touchdowns	3	2
<b>TOTAL OFFENSE YARDS</b>	<b>505</b>	<b>475</b>
Total offense plays	78	60
Average Gain Per Play	6.5	7.9
<b>Fumbles: Number-Lost</b>	<b>3-2</b>	<b>0-0</b>
<b>Penalties: Number-Yards</b>	<b>6-64</b>	<b>4-43</b>
<b>PUNTS-YARDS</b>	<b>1-59</b>	<b>4-196</b>
Average Yards Per Punt	59.0	49.0
Net Yards Per Punt	53.0	44.2
Inside 20	0	1
50+ Yards	1	1
Touchbacks	0	0
Fair catch	0	1
<b>KICKOFFS-YARDS</b>	<b>6-405</b>	<b>9-560</b>
Average Yards Per Kickoff	67.5	62.2
Net Yards Per Kickoff	41.3	41.6
Touchbacks	5	5
Fair Catch Yards	0	17
<b>Punt returns: Number-Yards-TD</b>	<b>2-19-0</b>	<b>1-6-0</b>
Average Per Return	9.5	6.0
<b>Kickoff returns: Number-Yds-TD</b>	<b>3-61-0</b>	<b>1-32-0</b>
Average Per Return	20.3	32.0
<b>Interceptions: Number-Yds-TD</b>	<b>0-0-0</b>	<b>2-0-0</b>
<b>Fumble Returns: Number-Yds-TD</b>	<b>0-0-0</b>	<b>1-9-1</b>
<b>Miscellaneous Yards</b>	<b>0</b>	<b>0</b>
<b>Possession Time</b>	<b>32:55</b>	<b>27:05</b>
1st Quarter	5:45	9:15
2nd Quarter	10:01	4:59
3rd Quarter	8:23	6:37
4th Quarter	8:46	6:14
<b>Third-Down Conversions</b>	<b>5 of 12</b>	<b>3 of 9</b>
<b>Fourth-Down Conversions</b>	<b>2 of 4</b>	<b>1 of 1</b>
<b>Red-Zone Scores-Chances</b>	<b>3-4</b>	<b>4-4</b>
Touchdowns	2-4	4-4
Field goals	1-4	0-4
<b>Sacks By: Number-Yards</b>	<b>0-0</b>	<b>2-17</b>
<b>PAT Kicks</b>	<b>4-4</b>	<b>7-7</b>
<b>Field Goals</b>	<b>1-1</b>	<b>1-1</b>
<b>Points off turnovers</b>	<b>0</b>	<b>17</b>

### GAME NOTES

- **Captains:** S Jamal Hicks, DL Toby McBride, FB Adam Prentice, WR Warren Jackson
- **Coin Toss/Result:** Colorado won the coin toss (CSU had choice). Buffs elect to receive.
- **Denver Farewell:** The game marked the final Rocky Mountain Showdown in Denver, where CSU posted a 6-13 record. Next year the game will be played at Canvas Stadium (Saturday, Sept. 5).
- **True starter:** Nouredin Nouili became the first true freshman offensive lineman to start a game since Blaine Saipaia did in 1996. Saipaia started the fourth game of the season that year against UNLV. He was one of five true freshmen projected to start the season opener for their team this year, the only one in the Group of 5.
- **More Truth:** Kyle Helbig, Christian Hunter, Ty McCullough and Brandon Crossley also made appearances on offense, marking four true freshmen to play for the Rams.
- **First Time Starters:** On defense, Jalen Bates, Logan Stewart, Andre Neal and Tron Folsom made their first starts as Rams. On offense, Dante Wright and T.J. Stormont joined Nouili.
- **First Time Rams:** In addition to Folsom, Bates, Stewart, Neal, Nouili, Stormont, Hunter, Crossley, McCullough, Helbig and Wright, Jaylen Thomas, Maxwell Poduska and Marshaun Cameron all made their first appearances in a CSU uniform.
- **Points:** The 83 points were the most scored in a single game in the series.
- Dante Wright became the first true freshman to score twice in a game for the Rams since Warren Jackson did against Alabama in 2017, and the first to score in a season opener since Joe Hansley in 2012.

### SCORING SUMMARY

Team	Qtr	Time	Scoring Play	Pl.	TOP	Score
COLO	1st	9:30	Harris 1 pass from Montez (Stefanou kick)	10-75	5:30	0-7
CSU	1st	6:42	WRIGHT, D. 39 yd pass from HILL, C. (PODUSKA kick)	6-80	2:41	7-7
COLO	2nd	14:13	Stefanou, James 41 yd field goal	8-56	3:14	7-10
CSU	2nd	8:39	JACKSON, W. 8 yd pass from HILL, C. (PODUSKA kick)	11-92	5:27	14-10
COLO	2nd	5:37	Mangham, Jaren 5 yd run (Stefanou kick)	6-75	3:02	14-17
CSU	2nd	1:35	WRIGHT, D. 41 yd run (PODUSKA kick)	7-75	4:02	21-17
COLO	2nd	0:25	Shenault 25 yd pass from Montez (Stefanou kick)	6-75	1:10	21-24
COLO	3rd	13:47	Fontenot, Alex 7 yd run (Stefanou kick)	3-27	0:54	21-31
CSU	3rd	4:30	PODUSKA, M. 42 yd field goal	11-56	6:16	24-31
COLO	3rd	0:00	Fontenot, Alex 14 yd run (Stefanou kick)	9-68	4:20	24-38
CSU	4th	12:13	BUTLER, C. 13 yd pass from HILL, C. (PODUSKA kick)	6-75	2:37	31-38
COLO	4th	9:16	Fontenot, Alex 22 yd run (Stefanou kick)	6-75	2:57	31-45
COLO	4th	3:57	Johnson, Mustaf 9 yd fumble recovery (Stefanou kick)	--	--	31-52

### STATISTICS LEADERS

#### Colorado State

PASSING	C-A-I	Yds	TD	Long	Sack
Hill	31-47-2	374	3	39	2

RUSHING	No.	Gain	Loss	Net	TD	LG	Avg.
Wright, D.	3	59	0	59	1	41	19.7
Kinsey Jr., M.	12	41	0	41	0	10	3.4
Thomas, J.	7	29	0	29	0	9	4.1
Hunter, C.	3	10	0	10	0	5	3.3
Hill, C.	4	25	17	8	0	15	2.0
TEAM	2	0	16	-16	0	0	-8.0
<b>TOTALS</b>	<b>31</b>	<b>164</b>	<b>33</b>	<b>131</b>	<b>1</b>	<b>41</b>	<b>4.2</b>

RECEIVING	No.	Yds	TD	Long
Jackson, W.	8	87	1	29
Kinsey Jr., M.	5	69	0	31
Wright, D.	4	72	1	39
Mcbride, Tr.	4	52	0	22
Thomas, J.	3	28	0	17
Prentice, A.	2	20	0	14
Hall, N.	2	18	0	9
Butler, C.	2	17	1	13
Scott, E.J.	1	11	0	11
<b>TOTALS</b>	<b>31</b>	<b>374</b>	<b>3</b>	<b>39</b>

#### Colorado

PASSING	C-A-I	Yds	TD	Long	Sack
Montez, Steven	13-20-0	232	2	38	0

RUSHING	No.	Gain	Loss	Net	TD	LG	Avg.
Fontenot, Alex	19	127	2	125	3	32	6.6
Mangham, Jaren	11	42	2	40	1	12	3.6
Montez, Steven	5	39	0	39	0	19	7.8
Shenault, Lavis	3	35	0	35	0	23	11.7
Smith, Deion	2	4	0	4	0	3	2.0
<b>TOTALS</b>	<b>40</b>	<b>247</b>	<b>4</b>	<b>243</b>	<b>4</b>	<b>32</b>	<b>6.1</b>

RECEIVING	No.	Yds	TD	Long
Brown, Tony	3	71	0	38
Shenault, Lavis	3	48	1	25
Russell, Brady	2	44	0	27
Nixon, K.D.	2	29	0	19
Harris, Jalen	2	24	1	23
Stanley, Dimitr	1	16	0	16
<b>TOTALS</b>	<b>13</b>	<b>232</b>	<b>2</b>	<b>38</b>



# GAME 2



Western Illinois	3	3	0	7	--	13
Colorado State	14	14	7	3	--	38

September 7, 2019 • Canvas Stadium • Fort Collins, Colo. • 24,453

**FORT COLLINS, Colo. (AP)** -- Collin Hill had two long touchdown passes in the first quarter and two more scoring passes before halftime as Colorado State pounded Western Illinois, 38-13 in its home opener on Saturday.

The Rams let the season opener at Colorado slip away by turning the ball over four times. This time they forced Western Illinois into four turnovers en route to their first win. Hill wasted no time getting Colorado State on the board, dropping back on the first play from scrimmage and finding Dante Wright behind the Western Illinois secondary for a 75-yard scoring play 10 seconds into the game.

Less than a minute after Nathan Erickson kicked a 32-yard field goal to cut the Leathernecks' deficit to 7-3, Hill found Marvin Kinsey Jr. on a short pass that the senior broke for a 75-yard catch and run for a touchdown.

Hill hit E.J. Scott with a 10-yard touchdown pass in the second quarter and followed that with a 14-yard toss to Kinsey that made it 28-6 at intermission. Hill finished 25 of 32 for 367 yards passing and had four touchdowns without an interception. Kinsey carried 13 times for 89 yards and pulled in two passes for 91 yards and two scores.

## GAME BREAKDOWN

	WIU	CSU
<b>FIRST DOWNS</b>	<b>12</b>	<b>25</b>
Rushing	3	11
Passing	7	14
Penalty	2	0
<b>NET YARDS RUSHING</b>	<b>64</b>	<b>189</b>
Rushing Attempts	28	36
Average Per Rush	2.3	5.2
Rushing Touchdowns	0	1
Yards Gained Rushing	119	205
Yards Lost Rushing	55	16
<b>NET YARDS PASSING</b>	<b>151</b>	<b>396</b>
Completions-Attempts-Int	22-37-0	26-33-0
Average Per Attempt	4.1	12.0
Average Per Completion	6.9	15.2
Passing Touchdowns	1	4
<b>TOTAL OFFENSE YARDS</b>	<b>215</b>	<b>585</b>
Total offense plays	65	69
Average Gain Per Play	3.3	8.5
<b>Fumbles: Number-Lost</b>	<b>1-1</b>	<b>4-2</b>
<b>Penalties: Number-Yards</b>	<b>8-35</b>	<b>8-97</b>
<b>PUNTS-YARDS</b>	<b>7-326</b>	<b>3-139</b>
Average Yards Per Punt	46.6	46.3
Net Yards Per Punt	39.1	44.0
Inside 20	3	0
50+ Yards	2	1
Touchbacks	1	0
Fair catch	0	1
<b>KICKOFFS-YARDS</b>	<b>4-175</b>	<b>6-387</b>
Average Yards Per Kickoff	43.8	64.5
Net Yards Per Kickoff	26.5	38.2
Touchbacks	2	4
Fair Catch Yards	0	0
<b>Punt returns: Number-Yards-TD</b>	<b>1-7-0</b>	<b>5-32-0</b>
Average Per Return	7.0	6.4
<b>Kickoff returns: Number-Yards-TD</b>	<b>2-58-0</b>	<b>1-19-0</b>
Average Per Return	29.0	19.0
<b>Interceptions: Number-Yards-TD</b>	<b>0-0-0</b>	<b>0-0-0</b>
<b>Fumble Returns: Number-Yards-TD</b>	<b>0-0-0</b>	<b>0-0-0</b>
<b>Miscellaneous Yards</b>	<b>0</b>	<b>0</b>
<b>Possession Time</b>	<b>29:32</b>	<b>30:28</b>
1st Quarter	8:33	6:27
2nd Quarter	4:25	10:35
3rd Quarter	10:25	4:35
4th Quarter	6:09	8:51
<b>Third-Down Conversions</b>	<b>4 of 16</b>	<b>8 of 14</b>
<b>Fourth-Down Conversions</b>	<b>1 of 3</b>	<b>0 of 0</b>
<b>Red-Zone Scores-Chances</b>	<b>1-1</b>	<b>2-2</b>
Touchdowns	0-1	2-2
Field goals	1-1	0-2
<b>Sacks By: Number-Yards</b>	<b>1-8</b>	<b>7-53</b>
<b>PAT Kicks</b>	<b>1-1</b>	<b>5-5</b>
<b>Field Goals</b>	<b>2-2</b>	<b>1-4</b>
<b>Points off turnovers</b>	<b>3</b>	<b>0</b>

## GAME NOTES

- **Captains:** Jamal Hicks, Warren Jackson, Manny Jones, Adam Prentice
- **Home Openers:** With the win, the Rams are 71-44-5 (.617) in home openers, 3-1 at Canvas Stadium and 4-1 under head coach Mike Bobo. The top coaches in terms of winning percentage in home openers with at least five games: Bob Davis (8-1, .888), Sonny Lubick (12-3, .800), Bobo (4-1, .800) and Harry Hughes (18-9-3, .650)
- **FCS foes:** Since 1993, Colorado State is 16-2 against FCS opponents. Bobo is now 4-1.
- **Quick Strike:** CSU scored on the first play of the game, a 75-yard TD pass from QB Collin Hill to WR Dante Wright. The last time the Rams had a one-play scoring drive was Oct. 28, 2017, when WR Michael Gallup caught a 55-yard scoring pass from QB Nick Stevens.
- The last time CSU opened a game with a touchdown was a 100-yard kickoff return by Dexter Wynn vs. San Diego State on Oct. 28, 2000. Wynn was recently elected to the 2019 CSU Athletics Hall of Fame.
- **First Start:** Joctavis Phillips made his first start, replacing Nouredin Nouili at left guard.
- **Sack Attack:** The last time CSU recorded seven sacks was at Utah State on Oct. 7, 2017.
- **A Winning Lead:** The last time CSU led a game during all four quarters was at Utah State on Oct. 7, 2017.
- **True Freshman:** Three more first-year players saw game action, S Caleb Blake, DE Cian Quiroga and LB Tavian Brown.

## SCORING SUMMARY

Team	Qtr	Time	Scoring Play	Pl.	TOP	Score
CSU	1st	14:50	WRIGHT, D. 75 yd pass from HILL, C. (Poduska kick)	1-75	0:10	0-7
WIU	1st	08:52	Erickson, N. 32 yd field goal	6-10	1:43	3-7
CSU	1st	07:53	KINSEY JR., M. 77 yd pass from HILL, C. (Poduska kick)	3-75	0:54	3-14
WIU	2nd	14:53	Erickson, N. 44 yd field goal	6-42	2:25	6-14
CSU	2nd	08:43	SCOTT, E.J. 10 yd pass from HILL, C. (Poduska kick)	11-65	6:10	6-21
CSU	2nd	05:27	KINSEY JR., M. 14 yd pass from HILL, C. (Poduska kick)	4-52	1:31	6-28
CSU	3rd	08:45	WRIGHT, D. 33 yd run (Davis kick)	4-49	1:30	6-35
CSU	4th	08:12	DAVIS, B. 41 yd field goal	8-38	4:32	6-38
WIU	4th	05:52	Tate, T. 26 yd pass from Sampson, C. (Erickson kick)	5-85	2:15	13-38

## STATISTICS LEADERS

### Colorado State

PASSING	C-A-I	Yds	TD	Long	Sack
Hill, C.	25-32-0	367	4	77	0
O'Brien, P.	1-1-0	29	0	29	0
McCoy, J.	0-0-0	0	0	0	1
<b>TOTALS</b>	<b>26-33-0</b>	<b>396</b>	<b>4</b>	<b>77</b>	<b>1</b>

RUSHING	No.	Gain	Loss	Net	TD	LG	Avg.
Kinsey Jr., M.	13	91	2	89	0	24	6.8
Wright, D.	1	33	0	33	1	33	33.0
McElroy, M.	7	31	0	31	0	18	4.4
Thomas, J.	5	27	0	27	0	10	5.4
Hunter, cC	4	7	0	7	0	4	1.8
McCoy, J.	2	11	8	3	0	11	1.5
Hill, C.	4	5	6	-1	0	3	-0.2
<b>TOTALS</b>	<b>36</b>	<b>205</b>	<b>16</b>	<b>189</b>	<b>1</b>	<b>33</b>	<b>5.2</b>

RECEIVING	No.	Yds	TD	Long
Wright, D.	7	111	1	75
Jackson, W.	7	55	0	16
Scott, E.J.	4	63	1	40
McBride, Tr.	3	23	0	14
Kinsey Jr., M.	2	91	2	77
McCullough, T.	1	29	0	29
Walker, J.	1	16	0	16
Hunter, C.	1	8	0	8
<b>TOTALS</b>	<b>26</b>	<b>396</b>	<b>4</b>	<b>77</b>

### Western Illinois

PASSING	C-A-I	Yds	TD	Long	Sack
Sampson, Connor	22-37-0	151	1	34	7

RUSHING	No.	Gain	Loss	Net	TD	LG	Avg.
Walker, Kendon	9	66	1	65	0	42	7.2
Ratkovich, C.	7	32	0	32	0	9	4.6
Tate, Tony	4	21	3	18	0	10	4.5
Drake, Jared	1	0	0	0	0	0	0.0
Sampson, Connor	7	0	51	-51	0	0	-7.3
<b>TOTALS</b>	<b>28</b>	<b>119</b>	<b>55</b>	<b>64</b>	<b>0</b>	<b>42</b>	<b>2.3</b>

RECEIVING	No.	Yds	TD	Long
Ratkovich, C.	5	23	0	15
Houston, Dennis	4	50	0	34
Tate, Tony	4	45	1	26
Angel, Gabe	3	19	0	9
Carrera, Eric	3	12	0	5
Wahee, George	1	2	0	2
Drake, Jared	1	1	0	1
Walker, Kendon	1	-1	0	0
<b>TOTALS</b>	<b>22</b>	<b>151</b>	<b>1</b>	<b>34</b>



# Game RECAPS

## GAME 3



Colorado State	14	10	10	0	--	34
Arkansas	24	3	7	21	--	55
September 14, 2019 • Razorback Stadium • Fayetteville, Ark. • 55,583						

**FAYETTEVILLE** -- After trailing by as many as 14, Colorado State rallied to tie the game at 34-all heading into the fourth quarter, but an injury on a low-hit to quarterback Collin Hill derailed any comeback effort by the Rams.

Arkansas scored three times in the fourth quarter of the offensive driven football game including a 25-yard fumble recovery, the second fumble of the day by CSU's Marvin Kinsey, to ice the game in the final minutes.

Backup quarterback Patrick O'Brien was 7-of-10 for 106 yards in limited snaps including a 75-yard touchdown pass to freshman sensation Dante Wright. It was Wright's fifth touchdown in three games and the second consecutive game with a 75-yard touchdown reception.

Kinsey opened the game with a bang in his first career start when, on the second play from scrimmage, he tore through the Razorback line and raced nearly untouched 75 yards for the score. It was the longest rush of his career.

### GAME BREAKDOWN

	CSU	ARK
<b>FIRST DOWNS</b>	18	23
Rushing	10	8
Passing	6	13
Penalty	2	2
<b>NET YARDS RUSHING</b>	220	215
Rushing Attempts	38	35
Average Per Rush	5.8	6.1
Rushing Touchdowns	2	3
Yards Gained Rushing	252	227
Yards Lost Rushing	32	12
<b>NET YARDS PASSING</b>	205	305
Completions-Attempts-Int	20-33-0	20-35-0
Average Per Attempt	6.2	8.7
Average Per Completion	10.2	15.2
Passing Touchdowns	2	3
<b>TOTAL OFFENSE YARDS</b>	425	520
Total offense plays	71	70
Average Gain Per Play	6.0	7.4
<b>Fumbles: Number-Lost</b>	2-2	2-1
<b>Penalties: Number-Yards</b>	4-51	5-49
<b>PUNTS-YARDS</b>	6-285	4-176
Average Yards Per Punt	47.5	44.0
Net Yards Per Punt	46.0	39.0
Inside 20	1	0
50+ Yards	2	1
Touchbacks	0	1
Fair catch	2	3
<b>KICKOFFS-YARDS</b>	7-325	10-572
Average Yards Per Kickoff	46.4	57.2
Net Yards Per Kickoff	37.7	39.9
Touchbacks	1	5
Fair Catch Yards	13	62
<b>Punt returns: Number-Yards-TD</b>	0-0-0	3-9-0
Average Per Return	0.0	3.0
<b>Kickoff returns: Number-Yards-TD</b>	2-48-0	1-36-0
Average Per Return	24.0	36.0
<b>Interceptions: Number-Yards-TD</b>	0-0-0	0-0-0
<b>Fumble Returns: Number-Yards-TD</b>	0-0-0	1-25-1
<b>Miscellaneous Yards</b>	0	0
<b>Possession Time</b>	33:56	26:04
1st Quarter	6:59	8:01
2nd Quarter	7:54	7:06
3rd Quarter	9:36	5:24
4th Quarter	9:27	5:33
<b>Third-Down Conversions</b>	4 of 14	6 of 12
<b>Fourth-Down Conversions</b>	0 of 0	0 of 0
<b>Red-Zone Scores-Chances</b>	3-3	4-4
Touchdowns	2-3	3-4
Field goals	1-3	1-4
<b>Sacks By: Number-Yards</b>	1-4	3-25
<b>PAT Kicks</b>	4-4	7-7
<b>Field Goals</b>	2-3	2-2
<b>Points off turnovers</b>	7	10

### GAME NOTES

- **Captains:** Collin Hill, Adam Prentice, Rashad Ajayi, Manny Jones
- **Attendance:** 55,583 at Razorback Stadium in Fayetteville, Ark.
- **Down South:** Saturday marked the fourth time the Rams played at Arkansas. The Rams are now 0-4 with the 55-34 loss. The Rams are now 2-14 all-time against SEC teams, 1-13 on the road and 3-14 overall if you include Missouri, currently in the SEC. CSU is 1-1 against the Tigers, playing them before they joined the conference.
- **On the Run:** Led by Marvin Kinsey Jr, the Rams rushed for 220 against Arkansas. Their previous best was 189 vs. Western Illinois. It was the most for the team since 301 against San Jose State in 2017.
- **Marvin Kinsey Jr.:** Tied his career long rush with a 75-yard scoring run on the second play of the game. Did it first against New Mexico in (11/19/16)
- It led to the second 100-yard rushing game of his career (also against New Mexico, 11/19/16), finishing with 180 yards. He had 148 at the end of the first half, 110 in the first quarter.
- Kinsey's total came on a career-best 20 carries.
- **Cayden Camper:** The true freshman walk-on saw his first action, kicking the extra point following Kinsey Jr.'s TD run in the first.
- Made his first career field goal attempt, good from 46 yards out with :04 remaining in the first half. It is the longest FG for a Ram this season. - He is the third CSU kicker to have made a FG this season. His 21-yarder in the third quarter made him the only Ram to have made two FGs this season. He was later wide left from 50 yards out in the fourth.

### SCORING SUMMARY

Team	Qtr	Time	Scoring Play	Pl.	TOP	Score
CSU	1st	14:42	KINSEY JR., M. 75 yd run (Camper kick)	2-75	0:18	7-0
AR	1st	13:00	Trey Knox 24 yd pass from Nick Starkel (Limpert kick)	5-75	1:42	7-7
AR	1st	07:54	Harrell 14 yd pass from Nick Starkel (Limpert kick)	11-82	3:34	7-14
AR	1st	05:59	Rakeem Boyd 59 yd run (Limpert kick)	2-75	0:20	7-21
CSU	1st	03:27	JACKSON, W. 14 yd pass from HILL, C. (Camper kick)	5-75	2:32	14-21
AR	1st	01:02	Connor Limpert 54 yd field goal	6-28	2:25	14-24
AR	2nd	11:41	Connor Limpert 22 yd field goal	9-34	3:13	14-27
CSU	2nd	07:31	HILL, C. 1 yd run (Camper kick)	5-40	1:55	21-27
CSU	2nd	00:04	CAMPER, C. 46 yd field goal	10-52	2:37	24-27
AR	3rd	13:07	Rakeem Boyd 4 yd run (Limpert kick)	8-75	1:53	24-34
CSU	3rd	05:45	CAMPER, C. 21 yd field goal	15-72	7:22	27-34
CSU	3rd	02:26	WRIGHT, D. 75 yd pass from O'BRIEN, P. (Camper kick)	3-72	1:44	34-34
AR	4th	08:52	Devwah Whaley 5 yd run (Limpert kick)	9-68	2:43	34-41
AR	4th	05:32	C. O'Grady 62 yd pass from Nick Starkel (Limpert kick)	4-74	2:10	34-48
AR	4th	03:31	L. Bishop 25 yd fumble recovery (Limpert kick)			34-55

### STATISTICS LEADERS

#### Colorado State

PASSING	C-A-I	Yds	TD	Long	Sack
Hill, C.	13-23-0	99	1	19	1
O'Brien, P.	7-10-0	106	1	75	2
<b>TOTALS</b>	<b>20-33-0</b>	<b>205</b>	<b>2</b>	<b>75</b>	<b>3</b>

RUSHING	No.	Gain	Loss	Net	TD	LG	Avg.
Kinsey Jr., M.	20	185	5	180	1	75	9.0
Mcelroy, M.	6	48	0	48	0	34	8.0
Wright, D.	2	5	0	5	0	4	2.5
Thomas, J.	2	2	0	2	0	2	1.0
Hill, C.	2	1	8	-7	1	1	-3.5
O'Brien, P.	6	11	19	-8	0	4	-1.3
<b>TOTALS</b>	<b>38</b>	<b>252</b>	<b>32</b>	<b>220</b>	<b>2</b>	<b>75</b>	<b>5.8</b>

RECEIVING	No.	Yds	TD	Long
Wright, D.	4	97	1	75
Jackson, W.	4	53	1	19
Mcbride, Tr.	3	22	0	10
Kinsey Jr., M.	3	3	0	7
Butler, C.	2	8	0	7
Prentice, A.	2	7	0	5
Scott, E.J.	1	8	0	8
McElroy, M.	1	7	0	7
<b>TOTALS</b>	<b>20</b>	<b>205</b>	<b>2</b>	<b>75</b>

#### Arkansas

PASSING	C-A-I	Yds	TD	Long	Sack
Nick Starkel	20-35-0	305	3	62	1

RUSHING	No.	Gain	Loss	Net	TD	LG	Avg.
Rakeem Boyd	20	127	5	122	2	59	6.1
Devwah Whaley	9	81	0	81	1	25	9.0
Chase Hayden	2	17	0	17	0	15	8.5
De'Vion Warren	1	2	0	2	0	2	2.0
Team	2	0	3	-3	0	0	-1.5
Nick Starkel	1	0	4	-4	0	0	-4.0
<b>TOTALS</b>	<b>35</b>	<b>227</b>	<b>12</b>	<b>215</b>	<b>3</b>	<b>59</b>	<b>6.1</b>

RECEIVING	No.	Yds	TD	Long
Trey Knox	6	90	1	24
Treyton Burks	4	92	0	38
C. O'Grady	3	74	1	62
Chase Hayden	2	12	0	6
Mike Woods	2	10	0	6
Chase Harrell	1	14	1	14
Tyson Morris	1	9	0	9
De'Vion Warren	1	4	0	4
<b>TOTALS</b>	<b>20</b>	<b>305</b>	<b>3</b>	<b>62</b>



# GAME 4



<b>Toledo</b>	<b>7</b>	<b>7</b>	<b>21</b>	<b>6</b>	<b>--</b>	<b>41</b>
<b>Colorado State</b>	<b>7</b>	<b>6</b>	<b>14</b>	<b>8</b>	<b>--</b>	<b>35</b>

September 21, 2019 • Canvas Stadium • Fort Collins, Colo. • 24,464

**FORT COLLINS** -- Colorado State ended each half with a long pass completion to the two-yard line, and ultimately came up short at home on Ag Day, falling to Toledo 41-35.

In his first career start, Patrick O'Brien threw for 405 yards on 32-of-52 passing with one touchdown. O'Brien's performance was aided by a career-high 246 rushing yards by Marvin Kinsey, Jr., including his third consecutive game with a 74-yard or better scoring play.

After a tight first half, the Rams were overpowered on the ground in the second half of the frame. As part of 436 total yards on the ground, Toledo tailback Bryant Koback posted 228 yards and three touchdowns on the ground.

CSU tallied the second-most yards in school history in a single game, 694 total yards of offense, but untimely penalties and in-ability to get touchdowns in the redzone proved to be the difference. The Rams finished non-conference play at 1-3.

## GAME BREAKDOWN

	TOLEDO	CSU
<b>FIRST DOWNS</b>	20	36
Rushing	16	10
Passing	2	21
Penalty	2	5
<b>NET YARDS RUSHING</b>	436	289
Rushing Attempts	46	36
Average Per Rush	9.5	8.0
Rushing Touchdowns	4	3
Yards Gained Rushing	438	295
Yards Lost Rushing	2	6
<b>NET YARDS PASSING</b>	111	405
Completions-Attempts-Int	6-15-0	32-54-1
Average Per Attempt	7.4	7.5
Average Per Completion	18.5	12.7
Passing Touchdowns	1	1
<b>TOTAL OFFENSE YARDS</b>	547	694
Total offense plays	61	90
Average Gain Per Play	9.0	7.7
<b>Fumbles: Number-Lost</b>	0-0	0-0
<b>Penalties: Number-Yards</b>	10-100	11-82
<b>PUNTS-YARDS</b>	6-312	4-193
Average Yards Per Punt	52.0	48.2
Net Yards Per Punt	50.0	39.2
Inside 20	3	1
50+ Yards	3	2
Touchbacks	1	1
Fair catch	1	0
<b>KICKOFFS-YARDS</b>	8-518	7-455
Average Yards Per Kickoff	64.8	65.0
Net Yards Per Kickoff	39.1	40.0
Touchbacks	6	7
Fair Catch Yards	0	0
<b>Punt returns: Number-Yards-TD</b>	3-16-0	1--8-0
Average Per Return	5.3	-8.0
<b>Kickoff returns: Number-Yds-TD</b>	0-0-0	2-55-0
Average Per Return	0.0	27.5
<b>Interceptions: Number-Yds-TD</b>	1-0-0	0-0-0
<b>Fumble Returns: Number-Yds-TD</b>	0-0-0	0-0-0
<b>Miscellaneous Yards</b>	0	0
<b>Possession Time</b>	26:23	33:37
1st Quarter	7:54	7:06
2nd Quarter	5:26	9:34
3rd Quarter	4:41	10:19
4th Quarter	8:22	6:38
<b>Third-Down Conversions</b>	3 of 13	5 of 15
<b>Fourth-Down Conversions</b>	2 of 2	2 of 2
<b>Red-Zone Scores-Chances</b>	4-4	5-6
Touchdowns	2-4	3-6
Field goals	2-4	2-6
<b>Sacks By: Number-Yards</b>	1-1	0-0
<b>PAT Kicks</b>	5-5	3-3
<b>Field Goals</b>	2-2	2-3
<b>Points off turnovers</b>	0	0

## GAME NOTES

- **Captains:** Jamal Hicks, Adam Prentice, Warren Jackson, Dequan Jackson
- **Series:** Colorado State is now 1-2 against Toledo and 1-1 at home.
- **Non-Conference play:** Colorado State heads into Mountain West play with a 1-3 mark. This is the fifth time in the past 10 seasons the Rams have gone 1-3 in non-conference play. Only once in that span have the Rams had a winning record in non-conference play (4-0, 2014).
- **600 Club:** For the third game this season, Colorado State's offense surpassed 500 yards of total offense, the 21st time in coach Mike Bobo's tenure. The Rams finished with 694 yards, the best total under Bobo and second in school history.
- **200 Club:** Toledo's Bryant Koback rushed for 228 yards in the game, the first opponent to do so since Air Force's Cole Fagan (260) the final game of 2018. Quarterback Mitchell Guadagni surpassed the century mark 119, making the Rockets the first team since Wyoming in 2018 to have two players rush for more than 100 yards in a game. Toledo rushed for more than 400 yards, as a team 436, becoming the first team to do so since Air Force in 2017.
- **Patrick O'Brien:** Made his first collegiate start after four appearances at Nebraska and two with Colorado State. He threw his first collegiate touchdown pass to end the first drive, a 6-yard connection with Warren Jackson.

## SCORING SUMMARY

Team	Qtr	Time	Scoring Play	Pl.	TOP	Score
CSU	1st	11:35	JACKSON, W. 6 yd pass from O'BRIEN, P. (Camper kick)	9-75	3:25	0-7
TOLEDO	1st	04:45	KOBACK, B. 8 yd pass from GUADAGNI, M. (Davis kick)	9-60	4:06	7-7
CSU	2nd	12:48	CAMPER, C. 40 yd field goal	8-55	2:19	7-10
CSU	2nd	06:54	CAMPER, C. 22 yd field goal	10-87	4:21	7-13
TOLEDO	2nd	06:22	GUADAGNI, M. 8 yd run (Davis kick)	3-75	0:32	14-13
TOLEDO	3rd	14:22	KOBACK, Bryant 37 yd run (Davis kick)	3-75	0:38	21-13
CSU	3rd	13:21	KINSEY JR., M. 74 yd run (Camper kick)	2-72	0:53	21-20
TOLEDO	3rd	13:08	KOBACK, Bryant 75 yd run (Davis kick)	1-75	0:13	28-20
CSU	3rd	10:10	KINSEY JR., M. 14 yd run (Camper kick)	6-75	2:58	28-27
TOLEDO	3rd	08:39	KOBACK, Bryant 47 yd run (Davis kick)	5-75	1:31	35-27
TOLEDO	4th	06:20	DAVIS, Evan 34 yd field goal	11-63	4:20	38-27
CSU	4th	04:33	O'BRIEN, P. 1 yd run (Wright pass)	9-71	1:42	38-35
TOLEDO	4th	00:31	DAVIS, Evan 23 yd field goal	10-69	4:02	41-35

## STATISTICS LEADERS

### Colorado State

PASSING	C-A-I	Yds	TD	Long	Sack
O'Brien, P.	32-52-1	405	1	45	1
TEAM	0-2-0	0	0	0	0
<b>TOTALS</b>	<b>32-54-1</b>	<b>405</b>	<b>1</b>	<b>45</b>	<b>1</b>

RUSHING	No.	Gain	Loss	Net	TD	LG	Avg.
Kinsey Jr., M.	23	249	3	246	2	74	10.7
O'Brien, P.	6	28	1	27	1	15	4.5
Thomas, J.	2	10	0	10	0	8	5.0
McElroy, M.	4	8	0	8	0	4	2.0
Wright, D.	1	0	2	-2	0	0	-2.0
<b>TOTALS</b>	<b>36</b>	<b>295</b>	<b>6</b>	<b>289</b>	<b>3</b>	<b>74</b>	<b>8.0</b>

RECEIVING	No.	Yds	TD	Long
Jackson, W.	12	132	1	25
Wright, D.	6	70	0	16
Craig-Myers, N.	5	88	0	45
Mcbride, Tr.	3	42	0	29
Butler, C.	3	41	0	20
Scott, E.J.	2	30	0	23
Kinsey Jr., M.	1	2	0	2
<b>TOTALS</b>	<b>20</b>	<b>205</b>	<b>2</b>	<b>75</b>

### Toledo

PASSING	C-A-I	Yds	TD	Long	Sack
Guadagni, M.	6-15-0	111	1	56	0

RUSHING	No.	Gain	Loss	Net	TD	LG	Avg.
Koback, Bryant	19	228	0	228	3	75	12.0
Guadagni, M.	12	119	0	119	1	22	9.9
Seymour, Shakif	14	72	2	70	0	35	5.0
Maddox, Devin	1	19	0	19	0	19	19.0
<b>TOTALS</b>	<b>46</b>	<b>438</b>	<b>2</b>	<b>436</b>	<b>4</b>	<b>75</b>	<b>9.5</b>

RECEIVING	No.	Yds	TD	Long
Mitchell, Bryce	3	69	0	56
McKinley-Lewis	1	29	0	29
Koback, Bryant	1	8	1	8
Rosi, Drew	1	5	0	5
<b>TOTALS</b>	<b>6</b>	<b>111</b>	<b>1</b>	<b>56</b>

Game **RECAPS****GAME 5**

Colorado State	7	14	3	0	--	24
Utah State	7	17	3	7	--	34

September 28, 2019 • Maverik Stadium • Logan, Utah • 20,017

**LOGAN, Utah** -- CSU fell in its Mountain West opener despite winning the turnover battle for the first time in the 2019 season. The Rams benefitted from an interception return for touchdown as well as a blocked punt in the first half, but an inability to establish the running game proved to be the difference in the contest.

In a steady downpour for much of the game, both offenses were hampered in their ability to throw the football with any consistent success. However, the Aggies and quarterback Jordan Love were able to pull away with a steady dose of running back Gerold Bright.

Two fourth-quarter turnovers by the Rams led to the deciding points. Receiver E.J. Scott was stripped of the football following a long gain near midfield, but the CSU defense held Utah State to only a field goal late in the third quarter.

With under 10 minutes remaining in the fourth, the Rams were set to mount a long drive from inside their own 10 yard line, but running back Marvin Kinsey was held up in a pile long enough for USU's David Woodward to strip the football and recover it for a touchdown.

**GAME BREAKDOWN**

	CSU	USU
<b>FIRST DOWNS</b>	11	25
Rushing	3	18
Passing	6	6
Penalty	2	1
<b>NET YARDS RUSHING</b>	79	240
Rushing Attempts	35	56
Average Per Rush	2.3	4.3
Rushing Touchdowns	2	0
Yards Gained Rushing	100	251
Yards Lost Rushing	21	11
<b>NET YARDS PASSING</b>	217	204
Completions-Attempts-Int	14-30-0	17-33-2
Average Per Attempt	7.2	6.2
Average Per Completion	15.5	12.0
Passing Touchdowns	0	2
<b>TOTAL OFFENSE YARDS</b>	296	444
Total offense plays	65	89
Average Gain Per Play	4.6	5.0
<b>Fumbles: Number-Lost</b>	3-3	2-2
<b>Penalties: Number-Yards</b>	6-41	6-30
<b>PUNTS-YARDS</b>	8-351	7-220
Average Yards Per Punt	43.9	31.4
Net Yards Per Punt	44.1	26.4
Inside 20	2	4
50+ Yards	2	0
Touchbacks	0	1
Fair catch	0	3
<b>KICKOFFS-YARDS</b>	5-216	7-405
Average Yards Per Kickoff	43.2	57.9
Net Yards Per Kickoff	23.2	40.3
Touchbacks	0	4
Fair Catch Yards	0	48
<b>Punt returns: Number-Yards-TD</b>	2-15-0	1--2-0
Average Per Return	7.5	-2.0
<b>Kickoff returns: Number-Yards-TD</b>	1-23-0	1-100-1
Average Per Return	23.0	100.0
<b>Interceptions: Number-Yards-TD</b>	2-44-1	0-0-0
<b>Fumble Returns: Number-Yards-TD</b>	0-0-0	1-8-1
<b>Miscellaneous Yards</b>	0	0
<b>Possession Time</b>	28:59	31:01
1st Quarter	11:09	3:51
2nd Quarter	6:31	8:29
3rd Quarter	6:26	8:34
4th Quarter	4:53	10:07
<b>Third-Down Conversions</b>	4 of 16	8 of 18
<b>Fourth-Down Conversions</b>	0 of 2	1 of 1
<b>Red-Zone Scores-Chances</b>	2-2	1-3
Touchdowns	2-2	0-3
Field goals	0-2	1-3
<b>Sacks By: Number-Yards</b>	1-4	1-13
<b>PAT Kicks</b>	3-3	4-4
<b>Field Goals</b>	1-2	2-2
<b>Points off turnovers</b>	10	10

**GAME NOTES**

- **Captains:** Jamal Hicks, Trey McBride, Adam Prentice, Dequan Jackson
- **Coin Toss/Result:** Won (called)/Receive
- **Mountain West Openers:** Colorado State is now 7-14 in MW openers, 1-4 under coach Mike Bobo and 1-6 when opening on the road. No CSU coach has a winning record when it comes to starting MW play. Steve Fairchild was 2-2, Sonny Lubick 4-5 and Jim McElwain was 0-3.
- **Blocked:** Troy Golden recorded the first blocked punt for the Rams since Jakob Buys did it against Nevada in 2014. Golden broke through the wall in the first quarter, setting up CSU's first touchdown.
- **Turnovers:** Colorado State entered the game with only two turnovers created on the season. In the first half, the Rams forced a fumble, blocked a punt and notched an interception. They added two more in the second half on an interception and a fumble recovery.
- **CB Andre Neal:** Recorded the first interception of the season for the Rams in the second quarter
- Returned it 44 yards for a touchdown, the first pick-six since Rashad Ajayi returned one 55 yard against San Jose State on Oct. 6, 2018.

**SCORING SUMMARY**

Team	Qtr	Time	Scoring Play	Pl.	TOP	Score
CSU	1st	7:14	THOMAS, J. 2 yd run (Camper kick)	6-18	2:03	7-0
USU	1st	7:01	SCARVER, Savon 100 yd kickoff return (Eberle kick)			7-7
CSU	2nd	14:24	KINSEY JR., M. 1 yd run (Camper kick)	8-80	3:16	14-7
USU	2nd	13:00	THOMPSONS 37 yd pass from LOVE, Jordan (Eberle kick)	6-72	1:24	14-14
CSU	2nd	10:03	NEAL, A. 44 yd interception return (Camper kick)			21-14
USU	2nd	06:41	EBERLE, Dominik 42 yd field goal	9-49	3:22	21-17
USU	2nd	01:08	REPP, Caleb 40 yd pass from LOVE, Jordan (Eberle kick)	10-82	3:26	21-24
CSU	3rd	13:43	CAMPER, C. 45 yd field goal	4-3	1:01	24-24
USU	3rd	02:57	EBERLE, Dominik 48 yd field goal	6-22	1:59	24-27
USU	4th	09:32	WOODWARD, David 8 yd fumble recovery (Eberle kick)			24-34

**STATISTICS LEADERS****Colorado State**

PASSING	C-A-I	Yds	TD	Long	Sack
O'Brien, P.	14-30-0	217	0	65	1

RUSHING	No.	Gain	Loss	Net	TD	LG	Avg.
Kinsey Jr., M.	22	73	3	70	1	11	3.2
Wright, D.	2	20	1	19	0	20	9.5
Thomas, J.	4	3	1	2	1	2	0.5
McElroy, M.	2	1	0	1	0	1	0.5
O'Brien, P.	5	3	16	-13	0	3	-2.6
<b>TOTALS</b>	<b>35</b>	<b>100</b>	<b>21</b>	<b>79</b>	<b>2</b>	<b>20</b>	<b>2.3</b>

RECEIVING	No.	Yds	TD	Long
Wright, D.	6	60	0	22
Craig-Myers, N.	3	97	0	65
Scott, E.J.	2	40	0	35
Kinsey Jr., M.	1	10	0	10
McBride, Tr.	1	6	0	6
McElroy, M.	1	4	0	4
<b>TOTALS</b>	<b>14</b>	<b>217</b>	<b>0</b>	<b>65</b>

**Utah State**

PASSING	C-A-I	Yds	TD	Long	Sack
Love, Jordan	17-33-2	204	2	40	1

RUSHING	No.	Gain	Loss	Net	TD	LG	Avg.
Bright, Gerold	36	179	0	179	0	15	5.0
Love, Jordan	11	53	9	44	0	11	4.0
Warren, Jaylen	5	15	0	15	0	5	3.0
Burt, Riley	2	4	0	4	0	4	2.0
TEAM	2	0	2	-2	0	0	-1.0
<b>TOTALS</b>	<b>56</b>	<b>251</b>	<b>11</b>	<b>240</b>	<b>0</b>	<b>15</b>	<b>4.3</b>

RECEIVING	No.	Yds	TD	Long
Repp, Caleb	3	60	1	40
Thompkins, D.	3	55	1	37
Scarver, Savon	3	14	0	6
Mariner, Siasoi	2	40	0	34
Bright, Gerold	2	19	0	19
Nathan, Jordan	2	2	0	4
Warren, Jaylen	1	9	0	9
Terrell, Carson	1	5	0	5
<b>TOTALS</b>	<b>17</b>	<b>204</b>	<b>2</b>	<b>40</b>





# GAME 6



<b>San Diego State</b>	<b>3</b>	<b>7</b>	<b>7</b>	<b>7</b>	<b>--</b>	<b>24</b>
<b>Colorado State</b>	<b>3</b>	<b>0</b>	<b>0</b>	<b>7</b>	<b>--</b>	<b>10</b>

October 5, 2019 • Canvas Stadium • Fort Collins, Colo. • 29,767

**FORT COLLINS** -- Colorado State was unable to get anything going offensively on Saturday as the Aztecs picked off three consecutive CSU passes and held the Rams to just 18 yards on the ground.

The Rams fell to their 10th-straight FBS opponent in the annual Homecoming game.

SDSU quarterback Ryan Agnew was efficient and steady, completing 16-of-20 passes for three touchdowns including two to receiver Kobe Smith on either side of halftime. CSU's Patrick O'Brien, in his third career start, found Dante Wright for a 57-yard completion, the longest reception of the season the Aztecs have allowed, but the big play offense of the Rams was held otherwise in check.

Colorado State's defense, which had allowed its first three FBS opponents of the season to tally more than 41 points, held SDSU to just 24 and allowed just 91 rushing yards as a part of a season-low 238 total yards to an FBS foe.

## GAME BREAKDOWN

	SDSU	CSU
<b>FIRST DOWNS</b>	14	13
Rushing	6	2
Passing	7	8
Penalty	1	3
<b>NET YARDS RUSHING</b>	91	18
Rushing Attempts	43	25
Average Per Rush	2.1	0.7
Rushing Touchdowns	0	0
Yards Gained Rushing	126	55
Yards Lost Rushing	35	37
<b>NET YARDS PASSING</b>	147	217
Completions-Attempts-Int	16-20-0	19-32-3
Average Per Attempt	7.3	6.8
Average Per Completion	9.2	11.4
Passing Touchdowns	3	1
<b>TOTAL OFFENSE YARDS</b>	238	235
Total offense plays	63	57
Average Gain Per Play	3.8	4.1
<b>Fumbles: Number-Lost</b>	0-0	1-1
<b>Penalties: Number-Yards</b>	7-55	5-33
<b>PUNTS-YARDS</b>	8-356	5-258
Average Yards Per Punt	44.5	51.6
Net Yards Per Punt	43.9	44.6
Inside 20	3	1
50+ Yards	3	3
Touchbacks	0	1
Fair catch	3	2
<b>KICKOFFS-YARDS</b>	5-300	3-136
Average Yards Per Kickoff	60.0	45.3
Net Yards Per Kickoff	40.0	26.0
Touchbacks	4	1
Fair Catch Yards	0	0
<b>Punt returns: Number-Yards-TD</b>	2-15-0	3-5-0
Average Per Return	7.5	1.7
<b>Kickoff returns: Number-Yds-TD</b>	2-33-0	0-0-0
Average Per Return	16.5	0.0
<b>Interceptions: Number-Yds-TD</b>	3-5-0	0-0-0
<b>Fumble Returns: Number-Yds-TD</b>	0-0-0	0-0-0
<b>Miscellaneous Yards</b>	0	0
<b>Possession Time</b>	29:49	24:16
1st Quarter	8:17	6:43
2nd Quarter	5:22	9:38
3rd Quarter	9:13	5:47
4th Quarter	6:57	2:08
<b>Third-Down Conversions</b>	3 of 14	4 of 13
<b>Fourth-Down Conversions</b>	1 of 2	0 of 2
<b>Red-Zone Scores-Chances</b>	4-4	2-3
Touchdowns	3-4	1-3
Field goals	1-4	1-3
<b>Sacks By: Number-Yards</b>	4-19	4-24
<b>PAT Kicks</b>	3-3	1-1
<b>Field Goals</b>	1-1	1-1
<b>Points off turnovers</b>	14	0

## GAME NOTES

- **Captains:** Emmanuel Jones, Trey McBride, Cam'ron Carter, Andre Neal
- **Series:** Colorado State now trails in the series 21-14
- **Fresh start:** True freshman linebacker Mohamed Kamara made his first career start, becoming the fourth first-year player to start a game for the Rams this season (WR Dante Wright, LG Nouredin Nouili, K Cayden Camper). Kamara logged five tackles and 1.5 tackles-for-loss.
- **Behind the Chains:** Colorado State finished with 12 tackles-for-loss, a season high. The previous best was 10 vs. Western Illinois. The figure included four sacks, doubling their total for the year against FBS competition. They had two prior (seven vs. Western Illinois).
- **QB Patrick O'Brien:** Finished 18-of-28 passing for 209 yards with one touchdown and one interception.
- It was his third game with a touchdown pass at Colorado State.
- **Jamal Hicks:** Tied his career high 15 tackles in a game. He set this record for the first time on Nov. 22, 2018, against Air Force.
- **LB Cam'Ron Carter:** Recorded his first collegiate sack in the first quarter, sharing it with DL Jan-Phillip Bombek.
- Surpassed his career high with eight tackles in a game. His previous career high of seven tackles were against Wyoming (Oct. 26, 2018) and Utah State (Sept. 28, 2019).

## SCORING SUMMARY

Team	Qtr	Time	Scoring Play	Pl.	TOP	Score
SDSU	1st	11:37	ARAIZA, Matt 22 yd field goal	7-61	3:23	3-0
CSU	1st	04:21	CAMPER, C. 36 yd field goal	7-52	3:32	3-3
SDSU	2nd	12:19	SMITH, Kobe 8 yd pass from AGNEW (Araiza kick)	6-46	2:42	10-3
SDSU	3rd	13:35	SMITH, Kobe 8 yd pass from AGNEW (Araiza kick)	3-11	1:19	17-3
SDSU	4th	13:07	WASHINGTON, J. 3 yd pass from AGNEW (Araiza kick)	5-39	2:22	24-3
CSU	4th	05:55	CRAIG-MYERS 13 yd pass from O'BRIEN (Camper kick)	3-74	1:00	24-10

## STATISTICS LEADERS

### Colorado State

PASSING	C-A-I	Yds	TD	Long	Sack
O'Brien, P.	19-30-1	217	1	57	4
McCoy, J.	0-2-2	0	0	0	0
<b>TOTALS</b>	<b>19-32-3</b>	<b>217</b>	<b>1</b>	<b>57</b>	<b>4</b>

RUSHING	No.	Gain	Loss	Net	TD	LG	Avg.
McElroy, M.	11	36	3	33	0	11	3.0
Wright, D.	1	3	0	3	0	3	3.0
Hunter, C.	2	3	0	3	0	3	1.5
Kinsey Jr., M.	6	7	15	-8	0	4	-1.3
O'Brien, P.	5	6	19	-13	0	6	-2.6
<b>TOTALS</b>	<b>25</b>	<b>55</b>	<b>37</b>	<b>18</b>	<b>0</b>	<b>11</b>	<b>0.7</b>

RECEIVING	No.	Yds	TD	Long
Wright, D.	6	80	0	57
Craig-Myers, N.	4	68	1	41
Kinsey Jr., M.	3	33	0	20
Hall, N.	2	24	0	19
Hunter, C.	2	0	0	4
Prentice, A.	1	7	0	7
McBride, Tr.	1	5	0	5
<b>TOTALS</b>	<b>19</b>	<b>217</b>	<b>1</b>	<b>57</b>

### San Diego State

PASSING	C-A-I	Yds	TD	Long	Sack
Agnew, Ryan	16-20-0	147	3	42	4

RUSHING	No.	Gain	Loss	Net	TD	LG	Avg.
Washington, J.	22	86	1	85	0	14	3.9
Bell, Chance	3	13	0	13	0	8	4.3
Jasmin, Chase	2	11	0	11	0	10	5.5
Busbee, Bj	1	2	0	2	0	2	2.0
Byrd, Jordan	9	10	10	0	0	4	0.0
Agnew, Ryan	6	4	24	-20	0	3	-3.3
<b>TOTALS</b>	<b>43</b>	<b>126</b>	<b>35</b>	<b>91</b>	<b>0</b>	<b>14</b>	<b>2.1</b>

RECEIVING	No.	Yds	TD	Long
Smith, Kobe	7	101	2	42
Washington, J.	2	17	1	14
Matthews, Jesse	2	16	0	8
Bell, Chance	2	6	0	10
Houston, Parker	1	7	0	7
Richardson, I.	1	5	0	5
Byrd, Jordan	1	-5	0	0
<b>TOTALS</b>	<b>16</b>	<b>147</b>	<b>3</b>	<b>42</b>



## GAME 7



<b>Colorado State</b>	<b>7</b>	<b>14</b>	<b>7</b>	<b>7</b>	<b>--</b>	<b>35</b>
<b>New Mexico</b>	<b>6</b>	<b>8</b>	<b>0</b>	<b>7</b>	<b>--</b>	<b>21</b>

October 11, 2019 • Dreamstyle Stadium • Albuquerque, N.M. • 15,393

**FORT COLLINS** -- Colorado State was unable to get anything going offensively on Saturday as the Aztecs picked off three consecutive CSU passes and held the Rams to just 18 yards on the ground.

The Rams fell to their 10th-straight FBS opponent in the annual Homecoming game.

SDSU quarterback Ryan Agnew was efficient and steady, completing 16-of-20 passes for three touchdowns including two to receiver Kobe Smith on either side of halftime. CSU's Patrick O'Brien, in his third career start, found Dante Wright for a 57-yard completion, the longest reception of the season the Aztecs have allowed, but the big play offense of the Rams was held otherwise in check.

Colorado State's defense, which had allowed its first three FBS opponents of the season to tally more than 41 points, held SDSU to just 24 and allowed just 91 rushing yards as a part of a season-low 238 total yards to an FBS foe.

### GAME BREAKDOWN

	CSU	UNM
<b>FIRST DOWNS</b>	23	22
Rushing	5	10
Passing	15	4
Penalty	3	8
<b>NET YARDS RUSHING</b>	131	256
Rushing Attempts	38	49
Average Per Rush	3.4	5.2
Rushing Touchdowns	2	3
Yards Gained Rushing	172	281
Yards Lost Rushing	41	25
<b>NET YARDS PASSING</b>	420	89
Completions-Attempts-Int	25-34-0	8-17-1
Average Per Attempt	12.4	5.2
Average Per Completion	16.8	11.1
Passing Touchdowns	3	0
<b>TOTAL OFFENSE YARDS</b>	551	345
Total offense plays	72	66
Average Gain Per Play	7.7	5.2
<b>Fumbles: Number-Lost</b>	4-2	3-2
<b>Penalties: Number-Yards</b>	10-117	11-102
<b>PUNTS-YARDS</b>	5-228	7-303
Average Yards Per Punt	45.6	43.3
Net Yards Per Punt	45.6	43.3
Inside 20	1	7
50+ Yards	1	1
Touchbacks	0	0
Fair catch	0	4
<b>KICKOFFS-YARDS</b>	6-390	4-256
Average Yards Per Kickoff	65.0	64.0
Net Yards Per Kickoff	40.0	42.2
Touchbacks	6	1
Fair Catch Yards	0	0
<b>Punt returns: Number-Yards-TD</b>	1-0-0	0-0-0
Average Per Return	0.0	0.0
<b>Kickoff returns: Number-Yds-TD</b>	3-62-0	0-0-0
Average Per Return	20.7	0.0
<b>Interceptions: Number-Yds-TD</b>	1-17-0	0-0-0
<b>Fumble Returns: Number-Yds-TD</b>	0-0-0	0-0-0
<b>Miscellaneous Yards</b>	0	0
<b>Possession Time</b>	31:44	28:16
1st Quarter	9:41	5:19
2nd Quarter	6:15	8:45
3rd Quarter	7:32	7:28
4th Quarter	8:16	6:44
<b>Third-Down Conversions</b>	8 of 15	3 of 12
<b>Fourth-Down Conversions</b>	1 of 1	1 of 1
<b>Red-Zone Scores-Chances</b>	2-5	3-4
Touchdowns	2-5	3-4
Field goals	0-5	0-4
<b>Sacks By: Number-Yards</b>	2-18	4-19
<b>PAT Kicks</b>	5-5	1-2
<b>Field Goals</b>	0-1	0-0
<b>Points off turnovers</b>	7	8

### GAME NOTES

- **Captains:** Adam Prentice, Jamal Hicks
- **Series:** CSU leads the series 42-25. They have won the past 10 meetings with the Lobos.
- **Lineup Changes:** For the first time in his career, Rashad Ajayi did not start at cornerback, snapping a string of 18 consecutive starts; true freshman Kevan Bailey started in his place, becoming the fifth true freshman to start for the Rams this season. Manny Jones, who had started every game, was out with an injury. Jan-Phillip Bombek made his first start this season, the third in his career.
- **Shorts Weather:** CSU head coach Mike Bobo opted to wear shorts on the sidelines for the game. Temperature at kickoff was 58 degrees in Albuquerque.
- **Another First:** Wide receiver Ryan Lynch made his first appearance for the Rams this season.
- **QB Patrick O'Brien:** In his fourth consecutive start, he surpassed 300 yards passing for the second time this season.
- The junior completed 25-of-34 passes for career best in yardage (420) and touchdowns (three).
- **DL Jan-Phillip Bombek:** Extended his team lead in sacks to 5.0 with his 13-yard drop of Sheriron Jones in the first quarter.
- He finished the game with five tackles, equaling a career best with four solo stops.
- **TE Trey McBride:** The sophomore found the end zone for the first time this season with a 42-yard catch to open the scoring.
- Both of his career TD catches have been 40 yards or longer. His first was a 48-yarder at Florida in 2018.

### SCORING SUMMARY

Team	Qtr	Time	Scoring Play	Pl.	TOP	Score
CSU	1st	12:24	McBRIDE, Tr. 42 yd pass from O'BRIEN, P. (Camper kick)	7-84	2:36	7-0
NM	1st	05:26	MORAN, Kentrail 1 yd run (Shelley kick failed)	2-57	0:17	7-6
NM	2nd	07:59	MORAN, Kentrail 4 yd run (Williams pass)	11-80	5:15	7-14
CSU	2nd	04:13	JACKSON, W. 87 yd pass from O'BRIEN, P. (Camper kick)	1-87	0:13	14-14
CSU	2nd	00:05	KINSEY JR., M. 1 yd run (Camper kick)	11-85	1:56	21-14
CSU	3rd	10:14	KINSEY JR., M. 3 yd run (Camper kick)	5-85	2:33	28-14
NM	4th	12:05	CARROLL, Bryson 4 yd run (Shelley kick)	12-80	4:50	28-21
CSU	4th	05:58	JACKSON, W. 26 yd pass from O'BRIEN, P. (Camper kick)	3-27	1:57	35-21

### STATISTICS LEADERS

#### Colorado State

PASSING	C-A-I	Yds	TD	Long	Sack
O'Brien, P.	25-34-0	420	3	87	4

RUSHING	No.	Gain	Loss	Net	TD	LG	Avg.
KINSEY JR., M.	25	91	6	85	2	14	3.4
WRIGHT, D.	2	64	1	63	0	64	31.5
McELROY, M.	3	11	9	2	0	7	0.7
TEAM	3	0	6	-6	0	0	-2.0
O'BRIEN, P.	5	6	19	-13	0	6	-2.6
<b>TOTALS</b>	<b>38</b>	<b>172</b>	<b>41</b>	<b>131</b>	<b>2</b>	<b>64</b>	<b>3.4</b>

RECEIVING	No.	Yds	TD	Long
JACKSON, W.	9	214	2	87
WRIGHT, D.	5	105	0	47
McBRIDE, Tr.	5	57	1	42
McCULLOUGH, T.	2	25	0	21
CRAIG-MYERS, N.	1	11	0	11
BUTLER, C.	1	6	0	6
PRENTICE, A.	1	1	0	1
KINSEY JR., M.	1	1	0	1
<b>TOTALS</b>	<b>25</b>	<b>420</b>	<b>3</b>	<b>87</b>

#### New Mexico

PASSING	C-A-I	Yds	TD	Long	Sack
JONES, Sheriron	8-17-1	89	0	20	2

RUSHING	No.	Gain	Loss	Net	TD	LG	Avg.
CARROLL, Bryson	26	194	1	193	1	56	7.4
JONES, Sheriron	17	72	18	54	0	10	3.2
VIGILANT, Daevo	2	8	0	8	0	6	4.0
MORAN, Kentrail	3	7	0	7	2	4	2.3
LOGAN-GREENE, E	1	0	6	-6	0	0	-6.0
<b>TOTALS</b>	<b>49</b>	<b>281</b>	<b>25</b>	<b>256</b>	<b>3</b>	<b>56</b>	<b>5.2</b>

RECEIVING	No.	Yds	TD	Long
WILLIAMS, Marcu	5	58	0	16
MOLINA, Aaron	1	20	0	20
LOGAN-GREENE, E	1	8	0	8
JONES, Javohn	1	3	0	3
<b>TOTALS</b>	<b>8</b>	<b>89</b>	<b>0</b>	<b>20</b>

The Automated ScoreBook  
Colorado State Game Results (as of Oct 11, 2019)  
All games

Date	Opponent	Score	Overall	Conference	Time	Attend
Aug 30, 2019	vs Colorado	L 31-52	0-1	0-0	3:19	66997
Sep 07, 2019	WESTERN ILLINOIS	W 38-13	1-1	0-0	3:20	24453
Sep 14, 2019	at Arkansas	L 34-55	1-2	0-0	3:29	55583
Sep 21, 2019	TOLEDO	L 35-41	1-3	0-0	4:14	24464
* Sep 28, 2019	at Utah State	L 24-34	1-4	0-1	3:37	20017
* Oct 05, 2019	SAN DIEGO STATE	L 10-24	1-5	0-2	3:26	29767
* Oct 11, 2019	at New Mexico	W 35-21	2-5	1-2	3:51	15393

The Automated ScoreBook  
Colorado State Overall Team Statistics (as of Oct 11, 2019)  
All games

Team Statistics	CSU	OPP
SCORING	207	240
Points Per Game	29.6	34.3
Points Off Turnovers	24	62
FIRST DOWNS	153	139
Rushing	49	72
Passing	88	49
Penalty	16	18
RUSHING YARDAGE	1057	1545
Yards gained rushing	1243	1689
Yards lost rushing	186	144
Rushing Attempts	239	297
Average Per Rush	4.4	5.2
Average Per Game	151.0	220.7
TDs Rushing	11	14
PASSING YARDAGE	2234	1239
Comp-Att-Int	167-263-6	102-177-3
Average Per Pass	8.5	7.0
Average Per Catch	13.4	12.1
Average Per Game	319.1	177.0
TDs Passing	14	12
TOTAL OFFENSE	3291	2784
Total Plays	502	474
Average Per Play	6.6	5.9
Average Per Game	470.1	397.7
KICK RETURNS: #-Yards	12-268	7-259
PUNT RETURNS: #-Yards	14-63	11-51
INT RETURNS: #-Yards	3-61	6-5
KICK RETURN AVERAGE	22.3	37.0
PUNT RETURN AVERAGE	4.5	4.6
INT RETURN AVERAGE	20.3	0.8
FUMBLES-LOST	17-12	8-6
PENALTIES-Yards	50-485	51-414
Average Per Game	69.3	59.1
PUNTS-Yards	32-1513	43-1889
Average Per Punt	47.3	43.9
Net punt average	44.4	40.6
KICKOFFS-Yards	40-2314	47-2786
Average Per Kick	57.8	59.3
Net kick average	36.4	39.2
TIME OF POSSESSION/Game	30:59	29:01
3RD-DOWN Conversions	38/99	30/94
3rd-Down Pct	38%	32%
4TH-DOWN Conversions	5/11	7/10
4th-Down Pct	45%	70%
SACKS BY-Yards	15-103	16-102
MISC YARDS	0	0
TOUCHDOWNS SCORED	26	30
FIELD GOALS-ATTEMPTS	8-15	10-10
ON-SIDE KICKS	1-1	0-0
RED-ZONE SCORES	(19-25) 76%	(21-25) 84%
RED-ZONE TOUCHDOWNS	(14-25) 56%	(15-25) 60%
PAT-ATTEMPTS	(25-25) 100%	(28-29) 97%
ATTENDANCE	157368	181986
Games/Avg Per Game	6/26228	6/30331
Neutral Site Games		2/66997

Score by Quarters	1st	2nd	3rd	4th	OT	Total
Colorado State	59	72	44	32	0	207
Opponents	57	62	52	69	0	240



The Automated ScoreBook  
Colorado State Overall Individual Statistics (as of Oct 11, 2019)  
All games

Rushing	g	att	gain	loss	net	avg	td	lg	avg/g
KINSEY JR., M.	7	121	737	34	703	5.8	6	75	100.4
WRIGHT, D.	7	12	184	4	180	15.0	2	64	25.7
McELROY, M.	6	33	135	12	123	3.7	0	34	20.5
THOMAS, J.	5	20	71	1	70	3.5	1	10	14.0
HUNTER, C.	6	9	20	0	20	2.2	0	5	3.3
McCOY, J.	2	2	11	8	3	1.5	0	11	1.5
HILL, C.	3	10	31	31	0	0.0	1	15	0.0
O'BRIEN, P.	6	27	54	74	-20	-0.7	1	15	-3.3
TEAM	4	5	0	22	-22	-4.4	0	0	-5.5
Total	0	239	1243	186	1057	4.4	11	75	0.0
Opponents	0	297	1689	144	1545	5.2	14	75	0.0

Passing	g	effic	comp	att	in	pct	yds	td	lg	avg/g
O'BRIEN, P.	6	147.07	98	157	2	62.4	1394	6	87	232.3
HILL, C.	3	158.78	69	102	2	67.6	840	8	77	280.0
McCOY, J.	2	-200.0	0	2	2	0.0	0	0	0	0.0
TEAM	4	0.00	0	2	0	0.0	0	0	0	0.0
Total	0	147.85	167	263	6	63.5	2234	14	87	0.0
Opponents	0	135.41	102	177	3	57.6	1239	12	62	0.0

Receiving	g	no.	yds	avg	td	lg	avg/g
JACKSON, W.	5	40	541	13.5	5	87	108.2
WRIGHT, D.	7	38	595	15.7	3	75	85.0
McBRIDE, Tr.	7	20	207	10.4	1	42	29.6
KINSEY JR., M.	7	16	209	13.1	2	77	29.9
CRAIG-MYERS, N.	4	13	264	20.3	1	65	66.0
SCOTT, E.J.	5	10	152	15.2	1	40	30.4
BUTLER, C.	7	8	72	9.0	1	20	10.3
PRENTICE, A.	7	6	35	5.8	0	14	5.0
HALL, N.	3	4	42	10.5	0	19	14.0
McCULLOUGH, T.	5	3	54	18.0	0	29	10.8
THOMAS, J.	5	3	28	9.3	0	17	5.6
HUNTER, C.	6	3	8	2.7	0	8	1.3
McELROY, M.	6	2	11	5.5	0	7	1.8
WALKER, J.	3	1	16	16.0	0	16	5.3
Total	0	167	2234	13.4	14	87	0.0
Opponents	0	102	1239	12.1	12	62	0.0

Punt Returns	no.	yds	avg	td	lg
WRIGHT, D.	12	56	4.7	0	20
CAMERON, M.	1	-3	-3.0	0	0
GOLDEN, T.	1	10	10.0	0	0
Total	14	63	4.5	0	20
Opponents	11	51	4.6	0	15

Interceptions	no.	yds	avg	td	lg
NEAL, A.	2	61	30.5	1	44
BAILEY, K.	1	0	0.0	0	0
Total	3	61	20.3	1	44
Opponents	6	5	0.8	0	5

Kick Returns	no.	yds	avg	td	lg
HAWKINS, A.	10	233	23.3	0	32
BAILEY, K.	1	19	19.0	0	19
HUNTER, C.	1	16	16.0	0	16
Total	12	268	22.3	0	32
Opponents	7	259	37.0	1	100

Fumble Returns	no.	yds	avg	td	lg
Total	0	0	0.0	0	0
Opponents	3	42	14.0	3	25

The Automated ScoreBook  
 Colorado State Overall Individual Statistics (as of Oct 11, 2019)  
 All games

Scoring	td	fg	PAT				dx	saf	pts
			kick	rush	rcv	pass			
KINSEY JR., M.	8	-	-	-	-	-	-	48	
CAMPER, C.	-	6-10	16-16	-	-	-	-	34	
WRIGHT, D.	5	-	-	-	1	-	-	32	
JACKSON, W.	5	-	-	-	-	-	-	30	
PODUSKA, M.	-	1-3	8-8	-	-	-	-	11	
O'BRIEN, P.	1	-	-	-	-	1-1	-	6	
HILL, C.	1	-	-	-	-	-	-	6	
BUTLER, C.	1	-	-	-	-	-	-	6	
McBRIDE, Tr.	1	-	-	-	-	-	-	6	
SCOTT, E.J.	1	-	-	-	-	-	-	6	
CRAIG-MYERS, N.	1	-	-	-	-	-	-	6	
THOMAS, J.	1	-	-	-	-	-	-	6	
NEAL, A.	1	-	-	-	-	-	-	6	
DAVIS, B.	-	1-2	1-1	-	-	-	-	4	
Total	26	8-15	25-25	-	1	1-1	-	207	
Opponents	30	10-10	28-29	-	1	1-1	-	240	

Total Offense	g	plays	rush	pass	total	avg/g
O'BRIEN, P.	6	184	-20	1394	1374	229.0
HILL, C.	3	112	0	840	840	280.0
KINSEY JR., M.	7	121	703	0	703	100.4
WRIGHT, D.	7	12	180	0	180	25.7
McELROY, M.	6	33	123	0	123	20.5
THOMAS, J.	5	20	70	0	70	14.0
HUNTER, C.	6	9	20	0	20	3.3
McCOY, J.	2	4	3	0	3	1.5
TEAM	4	7	-22	0	-22	-5.5
Total	0	502	1057	2234	3291	0.0
Opponents	0	474	1545	1239	2784	0.0

Field Goals	fg	pct.	01-19	20-29	30-39	40-49	50-99	lg	blk
PODUSKA, M.	1-3	33.3	0-0	0-0	0-0	1-3	0-0	42	0
DAVIS, B.	1-2	50.0	0-0	0-0	0-0	1-1	0-1	41	0
CAMPER, C.	6-10	60.0	0-0	2-2	1-2	3-4	0-2	46	0

Punting	no.	yds	avg	lg	tb	fc	i20	50+	blk
STONEHOUSE, R.	32	1514	47.3	64	2	5	6	12	0
Total	32	1514	47.3	64	2	5	6	12	0
Opponents	43	1884	43.9	72	4	15	21	11	1

FG Sequence	Colorado State	Opponents
Colorado	(42)	(41)
Western Illinois	49,61,43,(41)	(32),(44)
Arkansas	(46),(21),50	(54),(22)
Toledo	(40),(22),35	(34),(23)
Utah State	51,(45)	(42),(48)
San Diego State	(36)	(22)
New Mexico	46	-

Kickoffs	no.	yds	avg	tb	ob	retn	net ydIn
DAVIS, B.	39	2305	59.1	24	0		
CAMPER, C.	1	10	10.0	0	0		
Total	40	2315	57.8	24	0	37.0	36.4 28
Opponents	47	2785	59.3	27	1	22.3	39.2 25

Numbers in (parentheses) indicate field goal was made.

The Automated ScoreBook  
 Colorado State Overall Individual Statistics (as of Oct 11, 2019)  
 All games

All Purpose	g	rush	rcv	pr	kr	ir	total	avg/g
KINSEY JR.,	7	703	209	0	0	0	912	130.3
WRIGHT, D.	7	180	595	56	0	0	831	118.7
JACKSON,	5	0	541	0	0	0	541	108.2
CRAIG-MYE	4	0	264	0	0	0	264	66.0
HAWKINS, A.	7	0	0	0	233	0	233	33.3
McBRIDE, Tr.	7	0	207	0	0	0	207	29.6
SCOTT, E.J.	5	0	152	0	0	0	152	30.4
McELROY, M	6	123	11	0	0	0	134	22.3
THOMAS, J.	5	70	28	0	0	0	98	19.6
BUTLER, C.	7	0	72	0	0	0	72	10.3
NEAL, A.	7	0	0	0	0	61	61	8.7
McCULLOUC	5	0	54	0	0	0	54	10.8
HUNTER, C.	6	20	8	0	16	0	44	7.3
HALL, N.	3	0	42	0	0	0	42	14.0
PRENTICE,	7	0	35	0	0	0	35	5.0
BAILEY, K.	6	0	0	0	19	0	19	3.2
WALKER, J.	3	0	16	0	0	0	16	5.3
GOLDEN, T.	7	0	0	10	0	0	10	1.4
McCOY, J.	2	3	0	0	0	0	3	1.5
CAMERON,	7	0	0	-3	0	0	-3	-0.4
O'BRIEN, P.	6	-20	0	0	0	0	-20	-3.3
TEAM	4	-22	0	0	0	0	-22	-5.5
Total	0	1057	2234	63	268	61	3683	0.0
Opponents	0	1545	1239	51	259	5	3099	0.0

The Automated ScoreBook  
Colorado State Overall Defensive Statistics (as of Oct 11, 2019)  
All games

#	Defensive Leaders	gp	Tackles				tfl/yds	Sacks no-yds	Pass defense			Fumbles		blkd	
			ua	a	tot				int-yds	brup	qbh	rvcv-yds	ff	kick	saf
7	HICKS, J.	7	34	28	62	1.5-2	.	.	2	.	.	.	.	.	.
37	STEWART, L.	7	28	20	48	0.5-2	.	.	1	.	.	.	.	.	.
5L	JACKSON, D.	7	20	26	46	1.0-4	.	.	.	2	2-0	.	.	.	.
1	BATES, J.	7	15	19	34	1.5-6	.	.	2	2	.	.	.	.	.
12	CARTER, C.	7	17	17	34	4.0-11	0.5-3	.	.	2	1-0	1	.	.	.
24	FOLSOM, T.	7	16	16	32	1.0-2	.	.	.	2	.	.	.	.	.
33	JONES, E.	7	17	12	29	1.5-5	1.0-4	.	.	4	.	1	.	.	.
91	BOMBEEK, J.	7	10	12	22	6.0-34	5.0-31	.	.	2	1-0	1	.	.	.
98	HUBBARD, E.	7	12	7	19	4.5-37	3.5-35	.	.	2	.	.	.	.	.
26	CAMERON, M.	7	7	11	18	1.0-1	.	.	2	.	.	.	.	.	.
99	DICKENS, D.	7	6	9	15	2.0-13	1.0-12	.	1	.	.	.	.	.	.
94	PHILLIPS, D.	7	5	10	15	2.0-2	1.0-1	.	1	2	.	.	.	.	.
11	NEAL, A.	7	7	7	14	1.0-2	.	2-61	2	.	1-0	.	.	.	.
10	FRANCIS, T.	7	8	6	14	.	.	.	1	.	.	.	.	.	.
44	McDONALD, M.	7	5	8	13	1.0-0	.	.	.	.	.	.	.	.	.
25	BAILEY, K.	6	7	6	13	.	.	1-0	3	.	.	.	.	.	.
97	McBRIDE, To.	2	5	5	10	3.0-13	2.0-12	.	.	.	.	.	.	.	.
42	KAMARA, M.	4	5	3	8	1.5-4	.	.	.	1	.	.	.	.	.
4	AJAYI, R.	7	7	1	8	.	.	.	3	.	1-0	.	.	.	.
8	BRINNON, Q.	6	4	3	7	.	.	.	.	.	.	.	.	.	.
92	PAOGOFIE, L.	7	3	3	6	1.0-5	1.0-5	.	1	2	.	1	.	.	.
43	GOLDEN, T.	7	3	2	5	.	.	.	.	.	.	.	1	.	.
2	OWENS, D.	7	3	1	4	.	.	.	2	.	.	.	.	.	.
18	CROSSLEY, B.	7	3	1	4	.	.	.	.	.	.	.	.	.	.
14	HAWKINS, A.	7	2	1	3	.	.	.	3	.	.	.	.	.	.
56	ROBERTS, R.	2	.	2	2	.	.	.	.	.	.	.	.	.	.
38	RUFAN, A.	7	1	1	2	.	.	.	.	.	.	.	.	.	.
5	KINSEY JR., M.	7	.	2	2	.	.	.	.	.	.	.	.	.	.
81	McCULLOUGH, T.	5	1	.	1	.	.	.	.	.	.	.	.	.	.
17	CUMBER, C.	6	.	1	1	.	.	.	.	.	.	.	.	.	.
22	WRIGHT, D.	7	1	.	1	.	.	.	.	.	.	.	.	.	.
83	DAVIS, B.	7	1	.	1	.	.	.	.	.	.	.	.	.	.
39	PANNUNZIO, T.	4	1	.	1	.	.	.	.	.	.	.	.	.	.
96	QUIROGA, C.	3	1	.	1	.	.	.	.	.	.	.	.	.	.
80	HALL, N.	3	1	.	1	.	.	.	.	.	.	.	.	.	.
Total		0	256	240	496	34-143	15-103	3-61	24	21	6-0	4	1	.	.
Opponents		0	248	278	526	44-183	16-102	6-5	26	22	12-42	14	.	.	.



The Automated ScoreBook  
 Colorado State Team Game-by-Game (as of Oct 11, 2019)  
 All games

TEAM STATISTICS

Date	Opponent	Rushing				Receiving				Passing				Kick Returns				Punt Returns				tot off
		no.	yds	td	lg	no.	yds	td	lg	cmp	att	int	yds	td	lg	no.	yds	td	lg	no.	yds	
Aug 30	vs Colorado	31	131	1	41	31	374	3	39	31-47-2	374	3	39	3	61	0	25	2	19	0	13	505
Sep 07	WESTERN ILLINOIS	36	189	1	33	26	396	4	77	26-33-0	396	4	77	1	19	0	19	5	32	0	20	585
Sep 14	at Arkansas	38	220	2	75	20	205	2	75	20-33-0	205	2	75	2	48	0	32	0	0	0	0	425
Sep 21	TOLEDO	36	289	3	74	32	405	1	45	32-54-1	405	1	45	2	55	0	29	1	-8	0	0	694
Sep 28	at Utah State	35	79	2	20	14	217	0	65	14-30-0	217	0	65	1	23	0	23	2	15	0	5	296
Oct 05	SAN DIEGO STATE	25	18	0	11	19	217	1	57	19-32-3	217	1	57	0	0	0	0	3	5	0	15	235
Oct 11	at New Mexico	38	131	2	64	25	420	3	87	25-34-0	420	3	87	3	62	0	31	1	0	0	0	551
Opponents		239	1057	11	75	167	2234	14	87	167-263-6	2234	14	87	12	268	0	32	14	63	0	20	3291
		297	1545	14	75	102	1239	12	62	102-177-3	1239	12	62	7	259	1	10	11	51	0	15	2784

Games: 7 • Avg/rush: 4.4 • Avg/catch: 13.4 • Pass effic: 147.85 • KR avg: 22.3 • PR avg: 4.5 • All purpose avg/game: 526.1 • Total offense a

Date	Opponent	Tackles				Sacks no-yds	Fumble		Pass Defense			blkd kick	PAT Attempts			off					
		ua	a	total	tfl-yds		ff	fr-yds	int-yds	qbh	brup		kick	rush	rcv	saf	t/o	pts			
Aug 3	vs Colorado	41	12	53	2.0-4	0.0-0	0	0-0	0-0	2	1	0	4-4	0	0	0	0	0	0	0	31
Sep 0	WESTERN ILLINOIS	30	40	70	10.0-58	7.0-53	1	1-0	0-0	9	3	0	5-5	0	0	0	0	0	0	0	38
Sep 1	at Arkansas	38	20	58	3.0-9	1.0-4	1	1-0	0-0	2	8	0	4-4	0	0	0	0	0	0	7	34
Sep 2	TOLEDO	23	54	77	1.0-2	0.0-0	0	0-0	0-0	1	4	0	3-3	0	1	0	0	0	0	35	
Sep 2	at Utah State	43	52	95	2.0-6	1.0-4	1	2-0	2-44	5	4	1	3-3	0	0	0	0	10	24		
Oct 05	SAN DIEGO STATE	42	38	80	12.0-44	4.0-24	0	0-0	0-0	1	3	0	1-1	0	0	0	0	0	0	10	
Oct 11	at New Mexico	39	24	63	4.0-20	2.0-18	1	2-0	1-17	1	1	0	5-5	0	0	0	0	7	35		
Opponents		256	240	496	34.0-143	15.0-103	4	6-0	3-61	21	24	1	25-25	0	1	0	24	207			
		248	278	526	44.0-183	16.0-102	14	12-42	6-5	22	26	0	28-29	0	1	0	62	240			

Date	Opponent	Punting										Field Goals			Kickoffs				
		no.	yds	avg	long	blkd	tb	fc	50+	i20	md-att	long	blkd	no.	yds	avg	tb	ob	
Aug 3	vs Colorado	1	59	59.0	59	0	0	0	1	0	1-1	42	0	6	405	67.5	5	0	
Sep 0	WESTERN ILLINOIS	3	139	46.3	55	0	0	1	1	0	1-4	41	0	6	387	64.5	4	0	
Sep 1	at Arkansas	6	285	47.5	56	0	0	2	2	1	2-3	46	0	7	325	46.4	1	0	
Sep 2	TOLEDO	4	193	48.2	54	0	1	0	2	1	2-3	40	0	7	455	65.0	7	0	
Sep 2	at Utah State	8	351	43.9	57	0	0	0	2	2	1-2	45	0	5	216	43.2	0	0	
Oct 05	SAN DIEGO STATE	5	258	51.6	64	0	1	2	3	1	1-1	36	0	3	136	45.3	1	0	
Oct 11	at New Mexico	5	228	45.6	56	0	0	0	1	1	0-1	0	0	6	390	65.0	6	0	
Opponents		32	1513	47.3	64	0	2	5	12	6	8-15	46	0	40	2314	57.8	24	0	
		43	1889	43.9	72	1	4	15	11	21	10-10	54	0	47	2786	59.3	27	1	

The Automated ScoreBook  
 Colorado State Opponent Game-by-Game (as of Oct 11, 2019)  
 All games

OPPONENT STATISTICS

Date	Opponent	Rushing				Receiving				Passing				Kick Returns				Punt Returns				tot off		
		no.	yds	td	lg	no.	yds	td	lg	cmp	att	int	yds	td	lg	no.	yds	td	lg	no.	yds		td	lg
Aug 30	vs Colorado	40	243	4	32	13	232	2	38	13	20	0	232	2	38	1	32	0	32	1	6	0	6	475
Sep 07	WESTERN ILLINOIS	28	64	0	42	22	151	1	34	22	37	0	151	1	34	2	58	0	36	1	7	0	7	215
Sep 14	at Arkansas	35	215	3	59	20	305	3	62	20	35	0	305	3	62	1	36	0	36	3	9	0	7	520
Sep 21	TOLEDO	46	436	4	75	6	111	1	56	6	15	0	111	1	56	0	0	0	0	3	16	0	15	547
Sep 28	at Utah State	56	240	0	15	17	204	2	40	17	33	2	204	2	40	1	100	1	10	1	-2	0	0	444
Oct 05	SAN DIEGO STATE	43	91	0	14	16	147	3	42	16	20	0	147	3	42	2	33	0	33	2	15	0	12	238
Oct 11	at New Mexico	49	256	3	56	8	89	0	20	8	17	1	89	0	20	0	0	0	0	0	0	0	0	345
Colorado State		297	1545	14	75	102	1239	12	62	102	177	3	1239	12	62	7	259	1	10	11	51	0	15	2784
Colorado State		239	1057	11	75	167	2234	14	87	167	263	6	2234	14	87	12	268	0	32	14	63	0	20	3291

Games: 7 • Avg/rush: 5.2 • Avg/catch: 12.1 • Pass effic: 135.41 • KR avg: 37.0 • PR avg: 4.6 • All purpose avg/game: 442.7 • Total offense a

Date	Opponent	Tackles				Sacks no-yds	Fumble		Pass Defense			blkd kick	PAT Attempts			off		
		ua	a	total	tfl-yds		ff	fr-yds	int-yds	qbh	brup		kick	rush	rcv	saf	t/o	pts
Aug 3	vs Colorado	50	16	66	3.0-32	2.0-17	2	2-9	2-0	2	0	0	7-7	0	0	0	17	52
Sep 0	WESTERN ILLINOIS	33	56	89	4.0-14	1.0-8	3	2-0	0-0	3	1	0	1-1	0	0	0	3	13
Sep 1	at Arkansas	35	40	75	8.0-36	3.0-25	2	2-25	0-0	5	4	0	7-7	0	0	0	10	55
Sep 2	TOLEDO	37	54	91	3.0-6	1.0-1	0	0-0	1-0	5	6	0	5-5	0	0	0	0	41
Sep 2	at Utah State	26	48	74	7.0-21	1.0-13	3	3-8	0-0	5	7	0	4-4	0	0	0	10	34
Oct 05	SAN DIEGO STATE	27	34	61	11.0-41	4.0-19	1	1-0	3-5	1	5	0	3-3	0	0	0	14	24
Oct 11	at New Mexico	40	30	70	8.0-33	4.0-19	3	2-0	0-0	1	3	0	1-2	0	1	0	8	21
Colorado State		248	278	526	44.0-183	16.0-102	14	12-42	6-5	22	26	0	28-29	0	1	0	62	240
Colorado State		256	240	496	34.0-143	15.0-103	4	6-0	3-61	21	24	1	25-25	0	1	0	24	207

Date	Opponent	Punting							Field Goals			Kickoffs						
		no.	yds	avg	long	blkd	tb	fc	50+	i20	md-att	long	blkd	no.	yds	avg	tb	ob
Aug 3	vs Colorado	4	196	49.0	63	0	0	1	1	1	1-1	41	0	9	560	62.2	5	0
Sep 0	WESTERN ILLINOIS	7	326	46.6	52	0	1	0	2	3	2-2	44	0	4	175	43.8	2	1
Sep 1	at Arkansas	4	176	44.0	56	0	1	3	1	0	2-2	54	0	10	572	57.2	5	0
Sep 2	TOLEDO	6	312	52.0	72	0	1	1	3	3	2-2	34	0	8	518	64.8	6	0
Sep 2	at Utah State	7	220	31.4	44	1	1	3	0	4	2-2	48	0	7	405	57.9	4	0
Oct 05	SAN DIEGO STATE	8	356	44.5	54	0	0	3	3	3	1-1	22	0	5	300	60.0	4	0
Oct 11	at New Mexico	7	303	43.3	56	0	0	4	1	7	0-0	0	0	4	256	64.0	1	0
Colorado State		43	1889	43.9	72	1	4	15	11	21	10-10	54	0	47	2786	59.3	27	1
Colorado State		32	1513	47.3	64	0	2	5	12	6	8-15	46	0	40	2314	57.8	24	0

The Automated ScoreBook  
 Colorado State By-Quarter Statistics (as of Oct 11, 2019)  
 All games

3rd-Down Conversions

Date	Opponent	Score	Overall		1st Qtr		2nd Qtr		3rd Qtr		4th Qtr		Overtime	
Aug 30, 201	vs Colorado	L 31-52	5-12	41.7	2-2	100.0	0-1	0.0	2-4	50.0	1-5	20.0		
Sep 07, 201	WESTERN ILLINOIS	38-13	8-14	57.1	2-3	66.7	4-5	80.0	1-3	33.3	1-3	33.3		
Sep 14, 201	at Arkansas	L 34-55	4-14	28.6	0-2	0.0	2-5	40.0	2-3	66.7	0-4	0.0		
Sep 21, 201	TOLEDO	L 35-41	5-15	33.3	3-5	60.0	1-5	20.0	0-2	0.0	1-3	33.3		
Sep 28, 201	at Utah State	L 24-34	4-16	25.0	2-5	40.0	1-4	25.0	0-4	0.0	1-3	33.3		
Oct 05, 201	SAN DIEGO STATE	L 10-24	4-13	30.8	1-4	25.0	2-4	50.0	1-3	33.3	0-2	0.0		
Oct 11, 201	at New Mexico	35-21	8-15	53.3	4-5	80.0	2-4	50.0	1-3	33.3	1-3	33.3		
Colorado State			38-99	38.4	14-26	53.8	12-28	42.9	7-22	31.8	5-23	21.7	0-0	0.0
Opponents			30-94	31.9	8-24	33.3	6-21	28.6	7-24	29.2	9-25	36.0	0-0	0.0

4th-Down Conversions

Date	Opponent	Score	Overall		1st Qtr		2nd Qtr		3rd Qtr		4th Qtr		Overtime	
Aug 30, 201	vs Colorado	L 31-52	2-4	50.0	0-0	0.0	1-1	100.0	0-0	0.0	1-3	33.3		
Sep 07, 201	WESTERN ILLINOIS	38-13	0-0	0.0	0-0	0.0	0-0	0.0	0-0	0.0	0-0	0.0		
Sep 14, 201	at Arkansas	L 34-55	0-0	0.0	0-0	0.0	0-0	0.0	0-0	0.0	0-0	0.0		
Sep 21, 201	TOLEDO	L 35-41	2-2	100.0	0-0	0.0	0-0	0.0	0-0	0.0	2-2	100.0		
Sep 28, 201	at Utah State	L 24-34	0-2	0.0	0-1	0.0	0-0	0.0	0-0	0.0	0-1	0.0		
Oct 05, 201	SAN DIEGO STATE	L 10-24	0-2	0.0	0-0	0.0	0-1	0.0	0-1	0.0	0-0	0.0		
Oct 11, 201	at New Mexico	35-21	1-1	100.0	0-0	0.0	1-1	100.0	0-0	0.0	0-0	0.0		
Colorado State			5-11	45.5	0-1	0.0	2-3	66.7	0-1	0.0	3-6	50.0	0-0	0.0
Opponents			7-10	70.0	1-1	100.0	0-0	0.0	2-3	66.7	4-6	66.7	0-0	0.0

Time of Possession

Date	Opponent	Score	Overall		1st Qtr		2nd Qtr		3rd Qtr		4th Qtr		Overtime	
Aug 30, 201	vs Colorado	L 31-52	32:55		5:45		10:01		8:23		8:46			
Sep 07, 201	WESTERN ILLINOIS	38-13	30:28		6:27		10:35		4:35		8:51			
Sep 14, 201	at Arkansas	L 34-55	33:56		6:59		7:54		9:36		9:27			
Sep 21, 201	TOLEDO	L 35-41	33:37		7:06		9:34		10:19		6:38			
Sep 28, 201	at Utah State	L 24-34	28:59		11:09		6:31		6:26		4:53			
Oct 05, 201	SAN DIEGO STATE	L 10-24	25:11		6:43		9:38		5:47		3:03			
Oct 11, 201	at New Mexico	35-21	31:44		9:41		6:15		7:32		8:16			
Colorado State			Total		53:50		60:28		52:38		49:54		0:00	
			Avg.		7:41		8:38		7:31		7:07		0:00	
Opponents			Total		51:10		44:32		52:22		55:06		0:00	
			Avg.		7:18		6:21		7:28		7:52		0:00	

The Automated ScoreBook  
 Colorado State Red-Zone Results (as of Oct 11, 2019)  
 All games

Colorado State Inside Opponent Red-Zone

Date	Opponent	Score	Times	Times	Total	Rush			Pass	FGs	Failed to score inside RZ					
			In RZ	Score	Pts	TDs	TDs	TDs	TDs	Made	FGA	Dow	Int	Fum	Half	Gam
Aug 30, 201	vs Colorado	L 31-52	4	3	17	2	0	2	2	1	0	1	0	0	0	0
Sep 07, 201	WESTERN ILLINOIS	38-13	2	2	14	2	0	2	0	0	0	0	0	0	0	0
Sep 14, 201	at Arkansas	L 34-55	3	3	17	2	1	1	1	1	0	0	0	0	0	0
Sep 21, 201	TOLEDO	L 35-41	6	5	28	3	2	1	2	2	1	0	0	0	0	0
Sep 28, 201	at Utah State	L 24-34	2	2	14	2	2	0	0	0	0	0	0	0	0	0
Oct 05, 201	SAN DIEGO STATE	L 10-24	3	2	10	1	0	1	1	1	0	1	0	0	0	0
Oct 11, 201	at New Mexico	35-21	5	2	14	2	2	0	0	0	1	0	0	1	1	0
Totals			25	19	114	14	7	7	5	5	2	2	0	1	1	0
19 of 25 (76.0%)																

Opponents Inside Colorado State Red-Zone

Date	Opponent	Score	Times	Times	Total	Rush			Pass	FGs	Failed to score inside RZ					
			In RZ	Score	Pts	TDs	TDs	TDs	TDs	Made	FGA	Dow	Int	Fum	Half	Gam
Aug 30, 201	vs Colorado	L 31-52	4	4	28	4	3	1	0	0	0	0	0	0	0	0
Sep 07, 201	WESTERN ILLINOIS	38-13	1	1	3	0	0	0	1	1	0	0	0	0	0	0
Sep 14, 201	at Arkansas	L 34-55	4	4	24	3	2	1	1	1	0	0	0	0	0	0
Sep 21, 201	TOLEDO	L 35-41	4	4	20	2	1	1	2	2	0	0	0	0	0	0
Sep 28, 201	at Utah State	L 24-34	3	1	3	0	0	0	1	1	0	0	0	1	1	0
Oct 05, 201	SAN DIEGO STATE	L 10-24	5	4	24	3	0	3	1	1	0	1	0	0	0	0
Oct 11, 201	at New Mexico	35-21	4	3	21	3	3	0	0	0	0	0	0	1	0	0
Totals			25	21	123	15	9	6	6	6	0	1	0	2	1	0
21 of 25 (84.0%)																



The Automated ScoreBook  
 Colorado State Game Superlatives (as of Oct 11, 2019)  
 All games

INDIVIDUAL GAME HIGHS

Rushes	25	KINSEY JR., M. at New Mexico (Oct 11, 2019)
Yards Rushing	246	KINSEY JR., M. vs Toledo (Sep 21, 2019)
TD Rushes	2	KINSEY JR., M. vs Toledo (Sep 21, 2019)
	2	KINSEY JR., M. at New Mexico (Oct 11, 2019)
Long Rush	75	KINSEY JR., M. at Arkansas (Sep 14, 2019)
Pass attempts	52	O'BRIEN, P. vs Toledo (Sep 21, 2019)
Pass completions	32	O'BRIEN, P. vs Toledo (Sep 21, 2019)
Yards Passing	420	O'BRIEN, P. at New Mexico (Oct 11, 2019)
TD Passes	4	HILL, C. vs Western Illinois (Sep 07, 2019)
Long Pass	87	O'BRIEN, P. at New Mexico (Oct 11, 2019)
Receptions	12	JACKSON, W. vs Toledo (Sep 21, 2019)
Yards Receiving	214	JACKSON, W. at New Mexico (Oct 11, 2019)
TD Receptions	2	KINSEY JR., M. vs Western Illinois (Sep 07, 2019)
	2	JACKSON, W. at New Mexico (Oct 11, 2019)
Long Reception	87	JACKSON, W. at New Mexico (Oct 11, 2019)
Field Goals	2	CAMPER, C. at Arkansas (Sep 14, 2019)
	2	CAMPER, C. vs Toledo (Sep 21, 2019)
Long Field Goal	46	CAMPER, C. at Arkansas (Sep 14, 2019)
Punts	8	STONEHOUSE, R. at Utah State (Sep 28, 2019)
Punting Avg	59.0	STONEHOUSE, R. vs Colorado (Aug 30, 2019)
Long Punt	64	STONEHOUSE, R. vs San Diego State (Oct 05, 2019)
Punts inside 20	2	STONEHOUSE, R. at Utah State (Sep 28, 2019)
Long Punt Return	20	WRIGHT, D. vs Western Illinois (Sep 07, 2019)
Long Kickoff Return	32	HAWKINS, A. at Arkansas (Sep 14, 2019)
Tackles	15	HICKS, J. vs San Diego State (Oct 05, 2019)
Sacks	3.5	HUBBARD, E. vs Western Illinois (Sep 07, 2019)
Tackles For Loss	3.5	HUBBARD, E. vs Western Illinois (Sep 07, 2019)
Interceptions	1	NEAL, A. at Utah State (Sep 28, 2019)
	1	BAILEY, K. at Utah State (Sep 28, 2019)
	1	NEAL, A. at New Mexico (Oct 11, 2019)

The Automated ScoreBook  
 Colorado State Game Superlatives (as of Oct 11, 2019)  
 All games

TEAM GAME HIGHS

Rushes	38	at Arkansas (Sep 14, 2019)
	38	at New Mexico (Oct 11, 2019)
Yards Rushing	289	vs Toledo (Sep 21, 2019)
Yards Per Rush	8.0	vs Toledo (Sep 21, 2019)
TD Rushes	3	vs Toledo (Sep 21, 2019)
Pass attempts	54	vs Toledo (Sep 21, 2019)
Pass completions	32	vs Toledo (Sep 21, 2019)
Yards Passing	420	at New Mexico (Oct 11, 2019)
Yards Per Pass	12.4	at New Mexico (Oct 11, 2019)
TD Passes	4	vs Western Illinois (Sep 07, 2019)
Total Plays	90	vs Toledo (Sep 21, 2019)
Total Offense	694	vs Toledo (Sep 21, 2019)
Yards Per Play	8.5	vs Western Illinois (Sep 07, 2019)
Points	38	vs Western Illinois (Sep 07, 2019)
Sacks By	7	vs Western Illinois (Sep 07, 2019)
First Downs	36	vs Toledo (Sep 21, 2019)
Penalties	11	vs Toledo (Sep 21, 2019)
Penalty Yards	117	at New Mexico (Oct 11, 2019)
Turnovers	4	vs Colorado (Aug 30, 2019)
	4	vs San Diego State (Oct 05, 2019)
Interceptions By	2	at Utah State (Sep 28, 2019)
Punts	8	at Utah State (Sep 28, 2019)
Punting Avg	59.0	vs Colorado (Aug 30, 2019)
Long Punt	64	vs San Diego State (Oct 05, 2019)
Punts inside 20	2	at Utah State (Sep 28, 2019)
Long Punt Return	20	vs Western Illinois (Sep 07, 2019)

The Automated ScoreBook  
 Colorado State Game Superlatives (as of Oct 11, 2019)  
 All games

OPPONENT INDIVIDUAL GAME HIGHS

Rushes	36	BRIGHT, Gerold, at Utah State (Sep 28, 2019)
Yards Rushing	228	KOBACK, Bryant, vs Toledo (Sep 21, 2019)
TD Rushes	3	Fontenot, Alex, vs Colorado (Aug 30, 2019)
	3	KOBACK, Bryant, vs Toledo (Sep 21, 2019)
Long Rush	75	KOBACK, Bryant, vs Toledo (Sep 21, 2019)
Pass attempts	37	Sampson, Connor, vs Western Illinois (Sep 07, 2019)
Pass completions	22	Sampson, Connor, vs Western Illinois (Sep 07, 2019)
Yards Passing	305	Nick Starkel, at Arkansas (Sep 14, 2019)
TD Passes	3	Nick Starkel, at Arkansas (Sep 14, 2019)
	3	AGNEW, Ryan, vs San Diego State (Oct 05, 2019)
Long Pass	62	Nick Starkel, at Arkansas (Sep 14, 2019)
Receptions	7	SMITH, Kobe, vs San Diego State (Oct 05, 2019)
Yards Receiving	101	SMITH, Kobe, vs San Diego State (Oct 05, 2019)
TD Receptions	2	SMITH, Kobe, vs San Diego State (Oct 05, 2019)
Long Reception	62	C. O'Grady, at Arkansas (Sep 14, 2019)
Field Goals	2	Erickson, N., vs Western Illinois (Sep 07, 2019)
	2	Connor Limpert, at Arkansas (Sep 14, 2019)
	2	DAVIS, Evan, vs Toledo (Sep 21, 2019)
	2	EBERLE, Dominik, at Utah State (Sep 28, 2019)
Long Field Goal	54	Connor Limpert, at Arkansas (Sep 14, 2019)
Punts	8	HEICKLEN, B., vs San Diego State (Oct 05, 2019)
Punting Avg	52.0	FLINT, Bailey, vs Toledo (Sep 21, 2019)
Long Punt	72	FLINT, Bailey, vs Toledo (Sep 21, 2019)
Punts inside 20	7	DYER, Tyson, at New Mexico (Oct 11, 2019)
Long Punt Return	15	MADDOX, Devin, vs Toledo (Sep 21, 2019)
Long Kickoff Return	100	SCARVER, Savon, at Utah State (Sep 28, 2019)
Tackles	14	WOODWARD, David, at Utah State (Sep 28, 2019)
Sacks	1.5	FLOWERS, Nahje, at New Mexico (Oct 11, 2019)
Tackles For Loss	3.0	HOLT, Saeed, vs Toledo (Sep 21, 2019)
	3.0	LEFEGED JR, T., at Utah State (Sep 28, 2019)
	3.0	HEARN, Jacobi, at New Mexico (Oct 11, 2019)
Interceptions	3	BARCOO, Luq, vs San Diego State (Oct 05, 2019)

The Automated ScoreBook  
 Colorado State Game Superlatives (as of Oct 11, 2019)  
 All games

OPPONENT TEAM GAME HIGHS

Rushes	56	at Utah State (Sep 28, 2019)
Yards Rushing	436	vs Toledo (Sep 21, 2019)
Yards Per Rush	9.5	vs Toledo (Sep 21, 2019)
TD Rushes	4	vs Colorado (Aug 30, 2019)
	4	vs Toledo (Sep 21, 2019)
Pass attempts	37	vs Western Illinois (Sep 07, 2019)
Pass completions	22	vs Western Illinois (Sep 07, 2019)
Yards Passing	305	at Arkansas (Sep 14, 2019)
Yards Per Pass	11.6	vs Colorado (Aug 30, 2019)
TD Passes	3	at Arkansas (Sep 14, 2019)
	3	vs San Diego State (Oct 05, 2019)
Total Plays	89	at Utah State (Sep 28, 2019)
Total Offense	547	vs Toledo (Sep 21, 2019)
Yards Per Play	9.0	vs Toledo (Sep 21, 2019)
Points	55	at Arkansas (Sep 14, 2019)
Sacks By	4	vs San Diego State (Oct 05, 2019)
	4	at New Mexico (Oct 11, 2019)
First Downs	25	at Utah State (Sep 28, 2019)
Penalties	11	at New Mexico (Oct 11, 2019)
Penalty Yards	102	at New Mexico (Oct 11, 2019)
Turnovers	4	at Utah State (Sep 28, 2019)
Interceptions By	3	vs San Diego State (Oct 05, 2019)
Punts	8	vs San Diego State (Oct 05, 2019)
Punting Avg	52.0	vs Toledo (Sep 21, 2019)
Long Punt	72	vs Toledo (Sep 21, 2019)
Punts inside 20	7	at New Mexico (Oct 11, 2019)
Long Punt Return	15	vs Toledo (Sep 21, 2019)