

MSHSAA Football Championships History

Year	Class	Champion (Record)	Head Coach	Score	Runner-up	Site
1968	1A	Princeton (11-0-1)	Shane Cavanah	32-0	Cass-Midway	Raytown High School, Raytown
	2A	Cabool (10-1)	Art Seals	6-0	Seneca	John F. Kennedy Stadium, Springfield
	3A	Perryville (11-1)	Terry Smith	14-0	Marshall	University City High School, University City
	4A	McCluer (10-0-1)	Bob Johnson	17-13	Oak Park	Faurot Field, UMC, Columbia
1969	1A	Cass-Midway (10-1)	Layn Phillips	24-0	Smithville	Raytown High School, Raytown
	2A	Aurora (11-1)	Charles McCallister	13-6	Malden	Poplar Bluff High School, Poplar Bluff
	3A	DeLaSalle (Kansas City) (10-2)	Bill Hopper	14-8	Mercy (St. Louis)	Missouri Valley College, Marshall
	4A	McCluer (10-1)	Bob Johnson	21-0	Rockhurst	Faurot Field, UMC, Columbia
1970	1A	Cass-Midway (12-0)	Layn Phillips	20-0	Rock Port	Rickenbrode Stadium, NMSU, Maryville
	2A	South Shelby (12-0)	Randy Lukehart	38-18	Harrisonville	Central Missouri St. Univ., Warrensburg
	3A	Chillicothe (11-0)	Bob Fairchild	32-6	Dexter	Chillicothe High School, Chillicothe
	4A	St. Louis Univ. High (11-1)	Paul Martel	28-19	Center (Kansas City)	Faurot Field, UMC, Columbia
1971	1A	Tarkio (10-0)	Dale Palmeiro	35-22	Greenwood	Rickenbrode Stadium, NMSU, Maryville
	2A	Monett (12-0)	Burl Fowler/Benny Lawson	37-8	South Shelby	Plaster Stadium, Missouri State University, Springfield
	3A	Richmond (11-1)	Tom Adams	29-25	Fulton	Fulton High School, Fulton
	4A	Rockhurst (11-0)	Al Davis	14-10	Beaumont	William Chrisman High, Independence
1972	1A	University High (Warrensburg) (12-0)	Perry Black	17-0	Fairfax	University of Central Missouri, Warrensburg
	2A	St. Mary's (Independence) (11-0)	Bill Cox	6-0	Country Day (St. Louis)	Ladue Horton Watkins High, Ladue
	3A	Chillicothe (10-1)	Bob Fairchild	14-9	Chaminade	Chillicothe High School, Chillicothe
	4A	Hazelwood (9-1-1)/Southwest (KC) (9-0-2)	Bob Stouffer/William Robinson	6-6 (tie)	(co-champions)	Francis Field, Washington University, St. Louis
1973	1A	North Shelby (11-0)	Ted Michael	28-20	Drexel	South Shelby High School, Shelbina
	2A	Priority (9-1)	Gerald Wilkes	60-26	West Platte	Arrowhead Stadium, Kansas City
	3A	Washington (11-0)	Jim Scanlan	14-7	Helias	University of Missouri-Rolla, Rolla
	4A	Sumner (11-1)	Lawrence Walls	12-7	Rockhurst	Arrowhead Stadium, Kansas City
1974	1A	Lockwood (10-2)	Mike Rader	34-0	King City	Rickenbrode Stadium, NMSU, Maryville
	2A	Country Day (St. Louis) (10-1)	Ron Holtman	34-7	Pleasant Hill	St. Louis Country Day School, St. Louis
	3A	Boonville (11-0)	Gene Reagan	34-14	Washington	University of Missouri-Rolla, Rolla
	4A	Hickman (10-1)	Tom Travis	54-6	Sumner	Faurot Field, UMC, Columbia
1975	1A	Orrick (11-1)	Brad Gaines	18-0	Greenfield	Excelsior Springs High, Excelsior Springs
	2A	John Burroughs (12-0)	Jim Lemen	28-26	Seneca	John Burroughs High School, St. Louis
	3A	Rock Bridge (12-0)	Rich Davies	10-0	Nevada	Faurot Field, UMC, Columbia
	4A	Parkwood (Joplin) (12-0-1)	Dewey Combs	16-8	DeSmet	Hughes Stadium, MSSC, Joplin
1976	1A	Cass-Midway (13-0)	Laural Hobick	13-0	Princeton	Cass-Midway High School, Cleveland
	2A	Lexington (12-0)	Gil Rector	19-7	John Burroughs	John Burroughs High School, St. Louis
	3A	Memorial (Joplin) (12-1)	Phil Collins	31-0	Sullivan	Hughes Stadium, MSSC, Joplin
	4A	Jefferson City (13-0)	Pete Adkins	33-6	Sumner	St. Louis Public School Stadium, St. Louis
1977	1A	Greenfield (12-0)	Jim Dykens	20-6	King City	King City High School, King City
	2A	Monett (11-2)	Benny Lawson	21-19	Louisiana	Monett High School, Monett
	3A	Rock Bridge (10-0-2)	John Henage	7-6	Camdenton	Faurot Field, UMC, Columbia
	4A	Jefferson City (13-0)	Pete Adkins	20-11	Hazelwood Central	Jefferson City High School, Jefferson City
1978	1A	Cass-Midway (12-1)	Laural Hobick	13-0	Princeton	Cass-Midway High School, Cleveland
	2A	Mount Vernon (13-0)	Pat Wozniak	37-21	Country Day (St. Louis)	St. Louis Country Day School, St. Louis
	3A	Chillicothe (12-0)	Bob Fairchild	42-0	Washington	Chillicothe High School, Chillicothe
	4A	Jefferson City (11-1)	Pete Adkins	35-11	Hazelwood Central	Lindenwood University, St. Charles
1979	1A	Jasper (12-1)	Tim Dade	23-0	Hardin-Central	Busch Stadium II, St. Louis
	2A	Plattsburg (12-0)	Jim Freeman	12-7	Marceline	Busch Stadium II, St. Louis
	3A	Country Day (St. Louis) (11-1)	Ron Holtman	14-7	St. Pius X (Kansas City)	Busch Stadium II, St. Louis
	4A	Webster Groves (11-1)	Jack Jones	7-6	Jefferson City	Busch Stadium II, St. Louis
1980	1A	Hardin-Central (11-0)	Gary O'Neal	14-6	Greenwood	Busch Stadium II, St. Louis
	2A	John Burroughs (11-2-1)/Lexington (12-0-1)	Jim Lemen/Gil Rector	6-6 (tie)	(co-champions)	Busch Stadium II, St. Louis
	3A	O'Hara (11-3)	Paul Monteil	30-0	Caruthersville	Busch Stadium II, St. Louis
	4A	Parkwood (Joplin) (14-0)	Dewey Combs	20-13	Hazelwood Central	Busch Stadium II, St. Louis
1981	1A	Greenwood (10-1)	Paul Mullins	14-0	Gallatin	Busch Stadium II, St. Louis
	2A	Valle Catholic (12-0-1)/St. Pius X (Kansas City) (12-0-1)	Mark Benson/Joseph Monachino	0-0 (tie)	(co-champions)	Busch Stadium II, St. Louis
	3A	Lutheran North (12-1)	Mike Russell	14-6	Marshall	Busch Stadium II, St. Louis
	4A	Rockhurst (12-1)	Jerry Culver	35-14	Hazelwood Central	Busch Stadium II, St. Louis
1982	1A	Cass-Midway (12-0)	Gary Dercher	42-6	Gallatin	Arrowhead Stadium, Kansas City
	2A	Valle Catholic (14-0)	Mark Benson	37-0	Mt. Vernon	Arrowhead Stadium, Kansas City
	3A	Maryville (12-1)	Mike Jordan	22-0	Duchesne	Arrowhead Stadium, Kansas City
	4A	St. Charles (13-1)	Jim Williams	10-3	O'Hara	Arrowhead Stadium, Kansas City
	5A	Sumner (11-2)	Lawrence Walls	32-22	Rockhurst	Arrowhead Stadium, Kansas City
1983	1A	Chaffee (11-2)	Michael Wessel	13-7	Norborne	Busch Stadium II, St. Louis
	2A	Valle Catholic (13-1)	Rick Suarez	14-7	Seneca	Busch Stadium II, St. Louis
	3A	Country Day (St. Louis) (12-1)	Ron Holtman	14-0	Harrisonville	Busch Stadium II, St. Louis
	4A	Parkwood (Joplin) (14-0)	Dewey Combs	35-7	Union	Busch Stadium II, St. Louis
	5A	Rockhurst (12-2)	Tony Severino	13-7	Hazelwood Central	Busch Stadium II, St. Louis
1984	1A	Rock Port (12-0)	Stew Cline	7-6	Appleton City	Arrowhead Stadium, Kansas City
	2A	Knob Noster (12-1)	Mike Wutke	8-7	Hayti	Arrowhead Stadium, Kansas City
	3A	Lexington (12-1)	Gil Rector	28-0	Berkeley	Arrowhead Stadium, Kansas City
	4A	Helias (12-2)	Ray Hentges	23-13	Parkwood (Joplin)	Arrowhead Stadium, Kansas City
	5A	Jefferson City (12-2)	Pete Adkins	21-12	Sumner	Arrowhead Stadium, Kansas City
1985	1A	Rock Port (13-0)	Stew Cline	13-12	Sweet Springs	Busch Stadium II, St. Louis
	2A	John Burroughs (9-4)	Jim Lemen	35-8	Plattsburg	Busch Stadium II, St. Louis
	3A	Country Day (St. Louis) (12-1)	Ronald Holtman	28-0	Pembroke Hill	Busch Stadium II, St. Louis
	4A	Chillicothe (13-1)	Bob Fairchild	20-14	Center (Kansas City)	Busch Stadium II, St. Louis
	5A	Hazelwood Central (14-0)	John Hottfelder	22-15	Lee's Summit	Busch Stadium II, St. Louis

■ MSHSAA Football Championships History

Year	Class	Champion (Record)	Head Coach	Score	Runner-up	Site
1986	1A	Marceline (13-0)	Bill Dennis	20-0	Greenwood	Arrowhead Stadium, Kansas City
	2A	Louisiana (13-1)	Tony Gschwender	23-14	Seneca	Arrowhead Stadium, Kansas City
	3A	Country Day (St. Louis) (13-0)	Ron Holtman	31-7	Oak Grove	Arrowhead Stadium, Kansas City
	4A	Camdenton (12-0-1)/Marshall (12-0-1)	Bob Shore/Cecil Naylor	20-20 (tie)	(<i>co-champions</i>)	Arrowhead Stadium, Kansas City
	5A	Rockhurst (11-1)	Tony Severino	13-10	Hazelwood Central	Arrowhead Stadium, Kansas City
1987	1A	Hardin-Central (12-0)	Gary O'Neal	18-6	Adrian	William Jewell College, Liberty
	2A	Seneca (14-0)	Tom Hodge	20-13	Brentwood	Faurot Field, UMC, Columbia
	3A	Berkeley (13-1)	Roy Williams	45-8	Branson	Faurot Field, UMC, Columbia
	4A	Camdenton (12-0)	Bob Shore	23-14	Summer	Faurot Field, UMC, Columbia
	5A	Rockhurst (12-1)	Tony Severino	7-0	Hazelwood Central	Faurot Field, UMC, Columbia
1988	8-Man	South Holt (10-1)	Craig Barker	46-0	Miami	Rickenbrode Stadium, NMSU, Maryville
	1A	Valle Catholic (12-1)	Bob Weiler	21-3	Rock Port	Faurot Field, UMC, Columbia
	2A	Lexington (13-1)	Gil Rector	17-14	John Burroughs	Plaster Stadium, Missouri State University, Springfield
	3A	Lutheran North (13-1)	Mike Russell	36-0	Chillicothe	Faurot Field, UMC, Columbia
	4A	Webster Groves (10-3)	Jack Jones	26-6	Center (Kansas City)	Faurot Field, UMC, Columbia
5A	Jefferson City (11-0)	Pete Adkins	53-0	McCluer North	Faurot Field, UMC, Columbia	
1989	8-Man	North Nodaway (11-1)	Michael Butt	46-0	DeKalb	Rickenbrode Stadium, NMSU, Maryville
	1A	Valle Catholic (12-1)	Ed Fleming	49-7	Marceline	Faurot Field, UMC, Columbia
	2A	John Burroughs (10-3)	Jim Lemen	17-6	Putnam County	Faurot Field, UMC, Columbia
	3A	Lutheran North (13-1)	Mike Russell	28-26	Branson	Plaster Stadium, Missouri State University, Springfield
	4A	Webb City (14-0)	Jerry Kill	16-0	Summer	Plaster Stadium, Missouri State University, Springfield
5A	Hazelwood East (14-0)	Rick Gorzynski	28-14	Rockhurst	Faurot Field, UMC, Columbia	
1990	8-Man	Nodaway-Holt (11-0)	Scott Orchard	49-12	Southwest (Ludlow)	Rickenbrode Stadium, NMSU, Maryville
	1A	Valle Catholic (13-1)	Steve Dougherty	49-21	Rock Port	Plaster Stadium, Missouri State University, Springfield
	2A	Warsaw (13-1)	Randy Morrow	42-7	South Shelby	Plaster Stadium, Missouri State University, Springfield
	3A	Lutheran North (13-1)	Mike Russell	37-13	Oak Grove	Faurot Field, UMC, Columbia
	4A	Summer (13-1)	Lawrence Walls	36-21	Webb City	Faurot Field, UMC, Columbia
5A	Jefferson City (11-0)	Pete Adkins	12-7	McCluer	Faurot Field, UMC, Columbia	
1991	8-Man	Nodaway-Holt (11-0)	Bill Baldwin	27-14	South Nodaway	Rickenbrode Stadium, NMSU, Maryville
	1A	Valle Catholic (14-0)	John Bacon	28-24	Tarkio	Faurot Field, UMC, Columbia
	2A	John Burroughs (11-2)	Jim Lemen	21-7	Pembroke Hill	Faurot Field, UMC, Columbia
	3A	Chillicothe (12-2)	Bob Fairchild	40-12	Herculaneum	Plaster Stadium, Missouri State University, Springfield
	4A	Summer (11-1)	Lawrence Walls	52-8	Benton (St. Joseph)	Plaster Stadium, Missouri State University, Springfield
5A	Jefferson City (11-2)	Pete Adkins	10-7	St. Louis Univ. High	Faurot Field, UMC, Columbia	
1992	8-Man	South Holt (10-1-1)/South Nodaway (9-1-1)	Mike Buckler/Jeff Sumy	20-20 (tie)	(<i>co-champions</i>)	Rickenbrode Stadium, NMSU, Maryville
	1A	Valle Catholic (14-0)	John Bacon	44-16	Hardin-Central	Plaster Stadium, Missouri State University, Springfield
	2A	John Burroughs (12-1)	Jim Lemen	21-7	Plattsburg	Plaster Stadium, Missouri State University, Springfield
	3A	St. Genevieve (13-1)	Bob Stolzer	22-15	Bolivar	Faurot Field, UMC, Columbia
	4A	Webb City (12-2)	Kurt Thompson	24-21	Rock Bridge	Faurot Field, UMC, Columbia
5A	Blue Springs (13-1)	Wayne McGinnis	39-35	Parkway Central	Faurot Field, UMC, Columbia	
1993	8-Man	North Andrew (7-3-1)/South Holt (10-1-1)	Jim Shultz/Mike Buckler	30-30 (tie)	(<i>co-champions</i>)	Rickenbrode Stadium, NMSU, Maryville
	1A	Milan (13-1)	Duane Schnelle	19-12	Valle Catholic	Faurot Field, UMC, Columbia
	2A	Warsaw (14-0)	Randy Morrow	13-12	Lutheran North	Faurot Field, UMC, Columbia
	3A	St. Francis Borgia (14-0)	Dale Gildehaus	24-21	Chillicothe	Faurot Field, UMC, Columbia
	4A	Webb City (14-0)	Kurt Thompson	20-7	Rock Bridge	Plaster Stadium, Missouri State University, Springfield
5A	Jefferson City (13-0)	Pete Adkins	35-0	McCluer North	Faurot Field, UMC, Columbia	
1994	8-Man	Fairfax (11-0)	Jim Skillen	40-14	North Andrew	Rickenbrode Stadium, NMSU, Maryville
	1A	Miller (12-1)	Jim LaSalle	20-0	Tarkio	Plaster Stadium, Missouri State University, Springfield
	2A	Monroe City (14-0)	Dale Labuary	18-13	Warsaw	Plaster Stadium, Missouri State University, Springfield
	3A	Odessa (14-0)	Roger John	28-0	Knob Noster	Faurot Field, UMC, Columbia
	4A	Excelsior Springs (13-1)	Vic Bonuchi	12-6	Jackson	Faurot Field, UMC, Columbia
5A	Jefferson City (13-0)	Pete Adkins	14-7	Mehlville	Faurot Field, UMC, Columbia	
1995	8-Man	Worth County (12-0)	Mark Fletcher	48-26	North Andrew	Rickenbrode Stadium, NMSU, Maryville
	1A	Valle Catholic (12-1)	John Bacon	63-13	Wellington-Napoleon	Hughes Stadium, MSSC, Joplin
	2A	John Burroughs (8-4-1)/Lexington (12-1-1)	Jim Lemen/Gil Rector	14-14 (tie)	(<i>co-champions</i>)	Hughes Stadium, MSSC, Joplin
	3A	Seneca (14-0)	Tom Hodge	35-14	Herculaneum	Plaster Stadium, Missouri State University, Springfield
	4A	Camdenton (13-1)	Bob Shore	20-19	Jackson	Plaster Stadium, Missouri State University, Springfield
5A	Hazelwood East (14-0)	Rick Gorzynski	42-3	Blue Springs South	Plaster Stadium, Missouri State University, Springfield	
1996	8-Man	North Andrew (11-0)	Jim Shultz	44-18	Fairfax	Kyle Field, Tarkio Academy, Tarkio
	1A	Cass-Midway (13-1)	Larry Burchett	42-13	Santa Fe	Edward Jones Dome, St. Louis
	2A	Monroe City (13-1)	Dale Labuary	21-0	Springfield Catholic	Edward Jones Dome, St. Louis
	3A	MICDS (13-0)	Ron Holtman	44-14	Maryville	Edward Jones Dome, St. Louis
	4A	Excelsior Springs (13-1)	Vic Bonuchi	36-15	Camdenton	Edward Jones Dome, St. Louis
5A	Hazelwood Central (13-1)	Norm Ryan	21-20	Oak Park	Edward Jones Dome, St. Louis	
1997	8-Man	North Andrew (11-1)	Jim Shultz	46-0	South Holt	Kyle Field, Tarkio Academy, Tarkio
	1A	Salisbury (14-0)	Mike Butt	22-20	Marionville	Edward Jones Dome, St. Louis
	2A	Springfield Catholic (14-0)	Bobby Cornelison	28-0	Monroe City	Edward Jones Dome, St. Louis
	3A	California (14-0)	Geary Labuary	36-19	MICDS	Edward Jones Dome, St. Louis
	4A	Webb City (14-0)	John Roderique	44-14	North County (Bonne Terre)	Edward Jones Dome, St. Louis
5A	Jefferson City (12-1)	Ron Cole	23-19	Parkway Central	Edward Jones Dome, St. Louis	
1998	8-Man	Worth County (12-0)	Chuck Borey	58-16	DeKalb	Spratt Stadium, MWSU, St. Joseph
	1A	North Platte (12-2)	Lance Johnston	30-7	St. Vincent	Edward Jones Dome, St. Louis
	2A	St. Pius X (Kansas City) (12-2)	Rick Byers	14-0	Monroe City	Edward Jones Dome, St. Louis
	3A	Boonville (13-1)	Mark Thomas	33-22	California	Edward Jones Dome, St. Louis
	4A	Helias (12-2)	Ray Hentges	37-12	Ozark	Edward Jones Dome, St. Louis
5A	Riverview Gardens (13-1)	Darren Sunkett	41-34	Jefferson City	Edward Jones Dome, St. Louis	

■ MSHSAA Football Championships History

Year	Class	Champion (Record)	Head Coach	Score	Runner-up	Site
1999	8-man	Mound City (11-1)	Terry Petersen	62-60	North Andrew	Spratt Stadium, MWSU, St. Joseph
	1A	Rich Hill (14-0)	Jerry Cornelius	15-7	Santa Fe	Edward Jones Dome, St. Louis
	2A	Lutheran North (12-2)	Jim Manion	28-21	St. Pius X (Kansas City)	Edward Jones Dome, St. Louis
	3A	Aurora (14-0)	Pat Woods	7-0	California	Edward Jones Dome, St. Louis
	4A	Camdenton (14-0)	Bob Shore	15-14	Helias	Edward Jones Dome, St. Louis
	5A	Mehville (13-1)	Gary Heyde	15-7	Rockhurst	Edward Jones Dome, St. Louis
2000	8-man	Worth County (12-0)	Chuck Borey	44-14	Mound City	Spratt Stadium, MWSU, St. Joseph
	1A	Santa Fe (14-0)	Bill Fox	12-0	St. Vincent	Edward Jones Dome, St. Louis
	2A	St. Pius X (Kansas City) (12-1)	Rick Byers	34-21	Palmyra	Edward Jones Dome, St. Louis
	3A	Platte County (14-0)	Chip Sherman	32-9	Salem	Edward Jones Dome, St. Louis
	4A	Webb City (14-0)	John Roderique	41-0	McCluer North	Edward Jones Dome, St. Louis
	5A	Rockhurst (14-0)	Tony Severino	23-7	Pattonville	Edward Jones Dome, St. Louis
2001	8-man	Worth County (12-0)	Chuck Borey	48-40	Miami	Spratt Stadium, MWSU, St. Joseph
	1A	West Platte (12-2)	Danny Brown	20-13	Lockwood	Edward Jones Dome, St. Louis
	2A	John Burroughs (13-0)	Jim Lemen	36-32	Warsaw	Edward Jones Dome, St. Louis
	3A	Platte County (14-0)	Chip Sherman	21-14	Central (New Madrid County)	Edward Jones Dome, St. Louis
	4A	Webb City (14-0)	John Roderique	45-0	Washington	Edward Jones Dome, St. Louis
	5A	Blue Springs (14-0)	Kelly Donohoe	28-12	Hazelwood East	Edward Jones Dome, St. Louis
2002	8-man	DeKalb (11-1)	Vernon Pike	30-26	King City	Spratt Stadium, MWSU, St. Joseph
	1	Adrian (13-1)	George Bruto	35-22	Hayti	Edward Jones Dome, St. Louis
	2	St. Pius X (Kansas City) (11-3)	Rick Byers	28-6	Centralia	Edward Jones Dome, St. Louis
	3	Platte County (14-0)	Chip Sherman	34-13	Salem	Edward Jones Dome, St. Louis
	4	Kearney (13-1)	Mark Thomas	36-22	Eureka	Edward Jones Dome, St. Louis
	5	Webster Groves (10-3)	Cliff Ice	23-22	Raymore-Peculiar	Edward Jones Dome, St. Louis
6	Rockhurst (13-0)	Tony Severino	41-7	Lindbergh	Edward Jones Dome, St. Louis	
2003	8-man	Mound City (11-0)	Terry Petersen	64-16	North Andrew	Spratt Stadium, MWSU, St. Joseph
	1	Marionville (14-0)	Will Christian	19-0	Princeton	Edward Jones Dome, St. Louis
	2	Centralia (14-0)	Erie Bennett	42-9	Lawson	Edward Jones Dome, St. Louis
	3	Harrisonville (14-0)	Fred Bouchard	35-0	Ste. Genevieve	Edward Jones Dome, St. Louis
	4	Kearney (14-0)	Mark Thomas	43-0	Ladue Horton Watkins	Edward Jones Dome, St. Louis
	5	Park Hill (12-1)	Greg Reynolds	34-20	Webster Groves	Edward Jones Dome, St. Louis
6	Blue Springs (13-0)	Kelly Donohoe	53-0	Hazelwood Central	Edward Jones Dome, St. Louis	
2004	8-man	South Holt (11-1)	Duane Bastob	66-48	St. Joseph Christian	Spratt Stadium, MWSU, St. Joseph
	1	St. Vincent (13-1)	Keith Winkler	21-0	East Buchanan	Edward Jones Dome, St. Louis
	2	Blair Oaks (14-0)	Ted LePage	27-26	Cameron	Edward Jones Dome, St. Louis
	3	MICDS (14-0)	Ron Holtman	45-42**	Harrisonville	Edward Jones Dome, St. Louis
	4	Clayton (13-1)	Mike Musick	27-26*	Webb City	Edward Jones Dome, St. Louis
	5	Raymore-Peculiar (13-0)	Tom Kruse	37-18	McCluer North	Edward Jones Dome, St. Louis
6	Hickman (11-1)	Gregg Nesbitt	34-7	Hazelwood East	Edward Jones Dome, St. Louis	
2005	8-man	Mound City (11-1)	Chris Sharp	42-0	Worth County	Spratt Stadium, MWSU, St. Joseph
	1	West Platte (13-1)	Danny Brown	35-28	Marionville	Edward Jones Dome, St. Louis
	2	Cameron (14-0)	Eric Thomas	64-18	Montgomery County	Edward Jones Dome, St. Louis
	3	Harrisonville (13-1)	Fred Bouchard	42-0	MICDS	Edward Jones Dome, St. Louis
	4	Camdenton (14-0)	Bob Shore	36-19	Affton	Edward Jones Dome, St. Louis
	5	Raymore-Peculiar (13-0)	Tom Kruse	43-21	McCluer North	Edward Jones Dome, St. Louis
6	DeSmet (11-2)	Patrick Mahoney	48-31	Hazelwood Central	Edward Jones Dome, St. Louis	
2006	8-man	St. Joseph Christian (10-2)	Mark Juhl	62-26	Worth County	Spratt Stadium, MWSU, St. Joseph
	1	South Shelby (13-1)	Kent O'Laughlin	34-27*	Marionville	Edward Jones Dome, St. Louis
	2	Blair Oaks (13-1)	Brad Drehle	32-24	Hogan Prep Charter	Edward Jones Dome, St. Louis
	3	Harrisonville (14-0)	Fred Bouchard	56-21	Owensville	Edward Jones Dome, St. Louis
	4	Webb City (14-0)	John Roderique	26-0	Hannibal	Edward Jones Dome, St. Louis
	5	Raymore-Peculiar (10-3)	Tom Kruse	42-32	Kirkwood	Edward Jones Dome, St. Louis
6	Blue Springs South (13-0)	Greg Oder	41-7	Christian Brothers	Edward Jones Dome, St. Louis	
2007	8-Man	Worth County (12-0)	Chuck Borey	70-6	Hardin-Central	Spratt Stadium, MWSU, St. Joseph
	1	Orrick (14-0)	Patrick Richard	20-8	Thayer	Edward Jones Dome, St. Louis
	2	Lawson (14-0)	Todd Dunn	38-17	Blair Oaks	Edward Jones Dome, St. Louis
	3	Harrisonville (14-0)	Fred Bouchard	49-14	MICDS	Edward Jones Dome, St. Louis
	4	Lee's Summit West (14-0)	Royce Boehm	35-0	Parkway Central	Edward Jones Dome, St. Louis
	5	Waynesville (12-1)	Rick Vernon	17-7	Belton	Edward Jones Dome, St. Louis
6	Rockhurst (13-0)	Tony Severino	28-9	Mehville	Edward Jones Dome, St. Louis	
2008	8-Man	Mound City (13-0)	Brian Messer	48-16	St. Joseph Christian	Edward Jones Dome, St. Louis
	1	Orrick (15-0)	Patrick Richard	34-28**	Thayer	Edward Jones Dome, St. Louis
	2	Clark County (15-0)	Matt Smith	10-7	Maryville	Edward Jones Dome, St. Louis
	3	Cassville (12-3)	David Large	31-7	Cardinal Ritter	Edward Jones Dome, St. Louis
	4	Webb City (15-0)	John Roderique	41-34	Helias	Edward Jones Dome, St. Louis
	5	Hazelwood East (11-3)	Mike Jones	39-34	Raytown South	Edward Jones Dome, St. Louis
6	Hazelwood Central (12-2)	Richard Nixon	25-20	Blue Springs South	Edward Jones Dome, St. Louis	
2009	8-Man	Mound City (11-1)	Brian Messer	50-8	St. Joseph Christian	Edward Jones Dome, St. Louis
	1	Penney (14-0)	David Fairchild	21-17	Valle Catholic	Edward Jones Dome, St. Louis
	2	Maryville (14-1)	Chris Holt	35-0	Brentwood	Edward Jones Dome, St. Louis
	3	Cassville (14-1)	David Large	24-7	Bowling Green	Edward Jones Dome, St. Louis
	4	Kearney (13-2)	Greg Jones	27-15	Helias	Edward Jones Dome, St. Louis
	5	Webster Groves (13-0)	Clifford Ice	31-14	Ft. Osage	Edward Jones Dome, St. Louis
6	Hazelwood Central (13-1)	Richard Nixon	35-24	Blue Springs	Edward Jones Dome, St. Louis	


* - Number of overtime periods

All-Time MSHSAA Football Playoff History by School

School (Yrs.)	No.	W	L	T	Pct.	1st	2nd	3rd
Adrian (1982-83-84-87-92-93-94-95-96-97-98-2000-01-02-05-06-07-08-09)	19	25	17	0	.595	1	1	8
Affton (1982-85-86-87-88-90-91-96-2004-05-08-09)	12	6	12	0	.333	0	1	0
Albany (1988-89-90-91-92-96)	6	3	6	0	.333	0	0	0
Appleton City (1978-80-81-83-84-90-91-08)	8	3	8	0	.272	0	1	0
Archie (1979-81-83-89-90-91-09)	7	6	7	0	.462	0	0	3
Ash Grove (1978-84-91-2002-09)	5	2	5	0	.286	0	0	1
Aurora (1969-80-81-82-88-90-91-92-99-2002-03-09)	12	12	10	0	.545	2	0	1
Ava (1980-85-86-93-94-98-99-2006-07)	9	5	9	0	.357	0	0	0
Beaumont (1971)	1	1	1	0	.500	0	1	0
Belton (1990-92-93-98-99-2000-03-05-07)	9	5	9	0	.357	0	1	1
Benton (St. Joseph) (1987-90-91-92-93-96-99-2004-05-06)	10	10	0	0	.500	0	1	2
Berkeley (1980-83-84-85-86-87-88-96)	8	11	7	0	.611	1	1	1
Bishop DuBourg (1987)	1	0	1	0	.000	0	0	0
Bishop LeBlond (1982-83-84-93)	4	3	4	0	.429	0	0	1
Blair Oaks (1982-83-90-93-97-2001-02-03-04-05-06-07-08-09)	14	17	12	0	.586	2	1	0
Blue Springs (1980-84-90-91-92-93-94-96-97-2000-01-02-03-04-06-07-08-09)	18	21	15	0	.583	3	1	2
Blue Springs South (1993-94-95-98-99-2006-08)	7	7	6	0	.538	2	1	0
Bolivar (1976-83-84-86-88-92-93-95-2001-04-05-08-09)	13	12	13	0	.480	0	1	1
Boonville (1973-74-75-82-98-99-2008)	7	8	5	0	.615	2	0	1
Bowling Green (1981-83-86-91-2008-09)	6	4	6	0	.400	0	0	0
Branson (1987-89-93-94-95-96-97-98-2008-09)	10	11	10	0	.524	0	2	2
Braymer (1992-2000-01-06-08-09)	6	2	6	0	.250	0	0	0
Brentwood (1968-76-79-82-87-88-89-94-95-97-2007-08-09)	13	10	13	0	.435	0	2	2
Brookfield (1973-88-91-92-93-97-98-2000-01-02-03-04-05-06-08-09)	16	4	16	0	.200	0	0	2
Buffalo (1994-2000)	2	0	2	0	.000	0	0	0
Butler (1981-83-87-88-89-92-97-2008)	8	3	8	0	.272	0	0	1
Cabool (1968-87-88-89-92-95-2007)	7	5	6	0	.455	1	0	0
California (1977-83-85-86-88-89-95-96-97-98-99-2000-03)	13	13	12	0	.520	1	2	0
Camdenton (1977-78-80-81-82-83-84-85-86-87-88-89-90-92-95-96-98-99-2000-01-04-05-09)	23	35	18	1	.657	5	2	3
Cameron (1986-87-89-95-2004-05)	6	9	5	0	.643	1	1	0
Cardinal Ritter (1986-90-91-94-95-98-2001-05-08-09)	10	2	10	0	.167	0	1	1
Carl Junction (1982-83-88-89-2001)	5	7	5	0	.583	0	0	3
Carrollton (1980-81-87-91-97-98-2007-08-09)	9	7	9	0	.438	0	0	2
Carthage (1968-87-2006-07-08-09)	6	3	6	0	.333	0	0	1
Caruthersville (1977-78-80-81-86-87-91-94-2003-04-05-06-08-09)	14	19	13	0	.594	0	1	5
Cassville (1998-2003-05-08-09)	5	7	3	0	.700	2	0	0
Center (Kansas City) (1970-83-84-85-88-89-95-96-2001-04)	10	10	10	0	.500	0	3	0
Central (Cape Girardeau) (1969-72-77-78-79-86-87-89-2000-01-02-03-06)	13	5	13	0	.278	0	0	4
Central (Kansas City) (1969-89-90-98-99-2000-03)	7	3	7	0	.300	0	0	2
Central (New Madrid County) (1989-92-93-95-96-97-98-99-2000-01-03-06-07-08-09)	15	12	15	0	.444	0	1	0
Central (Park Hills) (1976)	1	0	1	0	.000	0	0	0
Central (Springfield) (1983-84-86)	3	1	3	0	.250	0	0	0
Central (St. Joseph) (1985-95)	2	1	2	0	.333	0	0	0
Centralia (1974-78-79-83-84-87-2002-03-05-06-07-08-09)	13	18	12	0	.600	1	1	5
Chaffee (1978-79-83)	3	4	2	0	.667	1	0	1
Chaminade (1972-96-99-2001-08-09)	6	3	6	0	.500	0	1	0
Charleston (1982-89-91-93-94-95-96-2000-01-02-04-07)	12	4	12	0	.250	0	0	1
Chillicothe (1970-72-76-78-83-85-86-87-88-89-91-93-94-96-97-98-99-2000-01-02-03-06-09)	23	30	18	0	.625	5	2	4
Christian Brothers (1981-82-87-89-2000-04-06-09)	8	4	8	0	.500	0	1	0
Clark County (1982-83-84-87-90-91-99-2005-06-07-08-09)	12	7	11	0	.389	1	0	0
Clayton (1983-84-85-89-93-94-97-98-2000-01-02-04-05)	13	11	12	0	.478	1	0	2
Cleveland Naval Jr. ROTC (1991-92-93-94-2000-02-08)	7	0	7	0	.000	0	0	0
Clinton (1988-89-90-91)	4	3	4	0	.429	0	0	1
Concordia (1980-91-93-99-2008-09)	6	2	5	0	.333	0	0	0
Country Day (St. Louis) # (1972-74-77-78-79-82-83-84-5-86-87)	11	25	6	0	.806	5	2	3
Crest Ridge (1994-95-96-97-98-99-2005)	7	3	7	0	.300	0	0	0
Crystal City (1970-96-2003-05-06-07-08-09)	8	3	8	0	.273	0	0	1
Cuba (2000)	1	0	1	0	.000	0	0	0
De LaSalle (Kansas City) (1969)	1	2	0	0	1.000	1	0	1
DeKalb (1989-95-96-97-98-99-2002-03-09)	9	4	8	0	.333	1	2	5
DeSmet (1975-77-81-82-86-2000-04-05-07-08-09)	11	9	10	0	.474	1	1	2
DeSoto (2009)	1	0	1	0	.000	0	0	0
Dexter (1970-80-85-86-87-89-90-92-2002-05-09)	11	4	11	0	.267	0	1	1
Diamond (2001)	1	1	1	0	.500	0	0	0
Drexel (1973-74-75-76-2004)	5	3	5	0	.375	0	1	2
Duchesne (1975-82-83-92-94-98-99-2001-03-05-08)	11	13	11	0	.542	0	1	3
East Buchanan (1975-78-85-88-92-93-99-2000-02-04-08)	11	9	11	0	.450	0	1	1
East Newton (1992-93-94-95-97-98-99-2000-01-02-06-07)	12	6	12	0	.333	0	0	2
East Prairie (1975-93-94-2009)	4	2	4	0	.333	0	0	1
El Dorado Springs (1992-99-2000-07-09)	5	2	5	0	.286	0	0	1
Eldon (1986-87-88-93)	4	1	4	0	.200	0	0	0
Eureka (1990-93-96-97-98-2000-02-05-08-09)	10	9	10	0	.474	0	1	0
Excelsior Springs (1994-96-2000)	3	9	1	0	.900	2	0	0

School (Yrs.)	No.	W	L	T	Pct.	1st	2nd	3rd
Fair Grove (1991-98-2009)	3	3	2	0	.500	0	0	0
Fairfax (1972-94-96)	3	4	2	0	.667	1	2	0
Farmington (1969-71-75-83-84-90-2005-06-08)	9	8	8	0	.500	0	0	4
Fayette (1981-91-92-94-2007)	5	2	5	0	.286	0	0	0
Festus (1981-82-84-85-88-89-92-93-94-2000-07-08-09)	13	13	13	0	.500	0	1	4
Fort Osage (1995-2000-07-08-09)	5	3	4	0	.500	0	0	1
Fort Zumwalt East (2009)	1	0	1	0	.000	0	0	0
Fort Zumwalt North (1977-90-2007)	3	1	3	0	.250	0	0	1
Fort Zumwalt South (1989-98-99)	3	1	3	0	.250	0	0	0
Fort Zumwalt West (2001-02-03-07-08-09)	6	1	6	0	.166	0	0	0
Fox (2008-09)	2	3	2	0	.600	0	0	0
Francis Howell (1995-96-97-98-99-2008-09)	7	3	7	0	.300	0	0	0
Francis Howell Central (2000-06)	2	0	2	0	.000	0	0	0
Francis Howell North (1991-94)	2	0	2	0	.000	0	0	0
Fredericktown (1979-83-2007-09)	4	1	4	0	.200	0	0	0
Fulton (1971-76-89-90-93-98-99-2000-01-03-08-09)	12	6	12	0	.333	0	1	1
Gallatin (1980-81-82-83-88-95-97-98-2004-05-06)	11	9	11	0	.450	0	2	1
Gateway (1995-2009)	2	1	2	0	.333	0	0	0
Glendale (1981-88-89-96-97-98-2003-06-07-08)	10	1	10	0	.100	0	0	0
Grain Valley (1979-84-86-95-96-97-2000-01-06-07-09)	11	9	11	0	.450	0	0	3
Grandview (1982-83-84-85-86-2003-05-08-09)	8	7	9	0	.438	0	0	1
Grandview (Hillsboro) (1992-2009)	2	0	2	0	.000	0	0	0
Greenfield (1975-76-77-80-88-89-2000-03-04-05-08-09)	12	10	10	0	.500	1	1	0
Greenwood (1970-71-80-81-82-84-85-86)	8	10	7	0	.588	1	3	3
Hannibal (1987-88-89-90-91-95-2000-01-02-06-08-09)	12	9	12	0	.429	0	1	1
Hardin-Central (1978-79-80-81-85-87-89-90-91-92-93-94-95-99-2007-08-09)	17	19	15	0	.559	2	3	2
Harrisonville (1970-80-81-83-84-85-87-98-2002-03-04-05-06-07-08-09)	16	31	12	0	.721	4	3	2
Hayti (1984-2001-02-07-08-09)	6	9	5	0	.643	0	2	0
Hazelwood Central (1972-77-78-80-81-83-84-85-86-87-92-94-95-96-2003-05-06-08-09)	19	40	14	1	.741	5	9	0
Hazelwood East (1980-82-84-85-86-89-90-92-94-95-99-2000-01-03-04-08-09)	17	18	15	0	.545	2	3	2
Hazelwood West (1993)	1	1	1	0	.500	0	0	0
Hellas (1972-73-76-79-83-84-86-90-91-94-96-97-98-99-2002-03-07-08-09)	19	23	17	0	.575	2	4	2
Herculeanum (1987-90-91-95-2001-03-04-05-08-09)	10	6	10	0	.375	0	2	0
Hermann (1995-96-98-2006-07-08)	6	3	6	0	.333	0	0	1
Hickman (1971-74-75-76-78-80-81-83-85-90-91-96-97-98-2000-03-04)	17	13	15	0	.464	2	0	4
Hickman Mills (1977-78-87-89-92-95-98-2002-06-07-08-09)	12	5	12	0	.294	0	0	2
Highland (1985-88-89-92)	4	0	4	0	.000	0	0	0
Hillcrest (2001-03-09)	3	1	3	0	.333	0	0	0
Hillsboro (1981-82-83-86-87-91-93-95-99-2000-08)	11	3	11	0	.214	0	0	1
Hogan Prep (2001-06-07-08-09)	5	7	5	0	.583	0	1	0
Holden (1980-2004-05-08-09)	5	1	5	0	.167	0	0	0
Holt (Wentzville) (2003-04-08)	3	3	3	0	.500	0	0	1
Houston (1974-78-79-84-92-2004-05-08)	8	5	8	0	.384	0	0	4
Iberia (1988-89)	2	0	2	0	.000	0	0	0
Imagine College Prep (2008-09)	2	1	2	0	.333	0	0	0

All-Time MSHSAA Football Playoff History by School



Jefferson City High School has won more MSHSAA football titles than any other school. Nine of the Jays' 10 state titles came under legendary coach Pete Adkins (above). (photo from MSHSAA archives).

School (Yrs.)	No.	W	L	T	Pct.	1st	2nd	3rd
Jackson (1972-77-81-83-91-94-95-96-97-99-2001-07)	12	14	12	0	.538	0	2	5
Jasper (1973-79-88-93-2009)	5	3	4	0	.429	1	0	1
Jefferson City (1968-76-77-78-79-82-83-84-86-87-88-89-90-91-92-93-94-95-96-97-98-99-2001-06-08-09)	26	63	16	0	.793	10	2	10
Jennings (1984-90-91-92-98-99-2006)	7	2	7	0	.222	0	0	0
John Burroughs (1975-76-80-81-85-86-88-89-90-91-92-94-95-96-2001)	15	41	7	2	.845	8	2	3
Joplin (1985-87-93)	3	1	3	0	.250	0	0	0
Kearney (1986-88-89-92-2002-03-07-09)	8	15	5	0	.750	3	0	0
Kennett (1984-85-86)	3	1	3	0	.250	0	0	0
Kickapoo (1982-86-88-89-92-94-95-99-2000-01)	10	9	10	0	.474	0	0	2
King City (1974-77-2002-08-09)	5	4	5	0	.444	0	3	0
Kirksville (1984-87-2002-04)	4	2	4	0	.333	0	0	0
Kirkwood (1981-82-83-84-86-88-92-93-97-98-2000-02-03-04-05-06-07-08)	18	14	18	0	.438	0	1	6
Knob Noster (1977-84-85-92-93-94-95-2004-08)	9	8	8	0	.500	1	1	0
Knox County (1980-95-2008-09)	4	3	4	0	.429	0	0	1
Ladue Horton Watkins (1974-75-76-77-86-87-89-90-92-93-94-99-2001-03-08-09)	15	10	15	0	.400	0	1	3
Lafayette (St. Joseph) (1977-78-82-84-85-88-89-91-92-93-94-95-98-2009)	14	6	14	0	.300	0	0	2
Lafayette (Wildwood) (1971-79-83-85-87-89-91-94-99-2005-07-08-09)	13	8	13	0	.389	0	0	4
Lafayette County (1977-99-2002-05-08)	5	0	5	0	.000	0	0	0
Lamar (1988-94-95-2003-06-08-09)	7	6	7	0	.462	0	0	1
Lathrop (1971-81-83-87-98-2007)	6	4	6	0	.400	0	0	1
Lawson (1970-77-82-83-88-97-99-2003-04-05-06-07-08-09)	14	14	13	0	.519	1	1	2
Lebanon (1991-93-2000-08)	4	2	4	0	.333	0	0	0
Lee's Summit (1982-83-85-86-87-2009)	6	3	6	0	.333	0	1	0
Lee's Summit North (2008)	1	0	1	0	.000	0	0	0
Lee's Summit West (2004-05-06-07-08-09)	6	11	5	0	.688	1	0	2
Lexington (1976-80-82-83-84-85-88-89-90-92-93-94-95-2006-09)	15	22	10	2	.676	5	0	2
Liberal (1987-96-97-98-2009)	6	0	5	0	.000	0	0	0
Liberty (1975-91-92-93-94-96-97-99-2000-05-09)	11	4	11	0	.267	0	0	1
Liberty (Mountain View) (1993-2006-08-09)	4	3	4	0	.429	0	0	0
Lincoln Prep Academy (1983-85-86-93-99)	5	0	5	0	.000	0	0	0
Lindbergh (2001-02-03-09)	4	3	4	0	.429	0	1	1
Lockwood (1968-74-75-89-90-91-92-94-99-2000-01-02-03-06-07-08-09)	17	9	16	0	.360	1	1	1
Logan-Rogersville (2008-09)	2	4	3	0	.571	0	0	0
Lone Jack (2006-09)	2	2	2	0	.500	0	0	1
Louisiana (1972-77-81-83-84-85-86-90-98-99)	10	9	9	0	.500	1	1	2
Lutheran (St. Peters) (1997-99-2004)	3	1	3	0	.333	0	0	0
Lutheran North (1979-80-81-83-84-85-87-88-89-90-93-97-98-99-2000-02-03-04-05-06-07-08-09)	23	33	18	0	.647	5	1	3
Lutheran South (1970-82-84)	3	3	3	0	.500	0	0	2
Macon (1980-81-85-92-95-96)	6	3	6	0	.333	0	0	1
Malden (1969-84-88-92-96-98-99-2000-08)	9	6	9	0	.400	0	1	0

School (Yrs.)	No.	W	L	T	Pct.	1st	2nd	3rd
Maplewood-Richmond Heights (1986-2004-06-07-09)	5	3	5	0	.375	0	0	1
Marceline (1975-79-80-81-84-85-86-87-88-89-91-95-96-99-2004-07-08-09)	18	20	17	0	.541	1	2	5
Marionville (1969-76-77-81-82-85-89-95-96-97-2003-04-05-06)	14	19	13	0	.594	1	3	4
Marquette (2008)	1	0	1	0	.000	0	0	0
Mark Twain (1993-2009)	2	0	2	0	.000	0	0	0
Marshall (1968-75-76-81-82-85-86-88-90-95-97-2002-06)	13	10	12	1	.457	1	2	1
Marshfield (1986-89-2000-01)	4	1	4	0	.200	0	0	0
Maryville (1982-83-87-91-92-96-2004-08-09)	1	18	7	0	.720	2	2	2
Maysville (1984-85-89-92-98-2005-07-08-09)	9	3	9	0	.333	0	0	0
McAuley Catholic (2005-06-07-08)	4	0	4	0	.000	0	0	0
McCluer (1968-69-90-91-93-2008-09)	7	8	5	0	.615	2	1	0
McCluer North (1976-88-93-97-2000-01-02-04-05-06-07-08-09)	13	19	13	0	.594	0	5	3
McCluer South-Berkeley (2008)	1	2	1	0	.667	0	0	0
McKinley (St. Louis) (1977)	1	0	1	0	.000	0	0	0
Mehlville (1986-87-88-89-90-91-94-95-96-99-2002-03-04-06-07-08)	16	20	15	0	.571	1	2	6
Memorial (Joplin) (1976)	1	3	0	0	1.000	1	0	0
Mercy (St. Louis) (1969)	1	1	1	0	.500	0	1	0
Mexico (1992-93-95-2009-09)	5	4	5	0	.444	0	0	1
Miami (1988-91-92-93-2000-01-06-08-09)	9	3	9	0	.333	0	2	5
MICDS # (1993-96-97-2000-02-04-05-07-08-09)	10	21	8	0	.724	2	3	0
Mid-Buchanan (2003-09)	2	3	2	0	.600	0	0	0
Midway (1968-69-70-75-76-77-78-79-81-82-86-87-88-92-93-94-95-96-97-98-2000-03-07-08)	24	34	17	0	.667	6	1	7
Milan (1975-82-85-87-89-90-92-93-94-99)	10	10	9	0	.526	1	0	2
Miller (1989-90-92-93-94-95-98-99-08-09)	10	11	8	0	.579	1	0	0
Miller Career Academy (2006-07)	2	1	2	0	.333	0	0	0
Moberly (2003-05-06-07-08)	5	3	5	0	.375	0	0	0
Monett (1971-77-83-90-96-97-98-2004-07-08)	10	6	8	0	.429	2	0	0
Monroe City (1976-87-88-89-91-92-93-94-95-96-97-98-2001-02-04-08)	16	24	14	0	.632	2	2	3
Montgomery County (1982-84-86-87-88-94-97-99-2002-03-04-05)	12	8	12	0	.400	0	1	1
Mound City (1973-79-80-89-98-99-2000-01-02-03-05-06-07-08-09)	15	13	10	0	.565	5	1	9
Mount Vernon (1972-78-82-85-87-91-92-97-2004-05-06-07-08)	13	14	12	0	.538	1	1	2
Mountain Grove (1970-71-75-82-85-88-89-96-2002-03-04-05-06-07-08-09)	16	11	16	0	.407	0	0	5
Neosho (1977-80-82-94-95-96-97-99-2008-09)	10	2	10	0	.167	0	0	0
Nevada (1975-93-98)	3	2	3	0	.400	0	1	0
Nixa (1987-90-91-2001-02-03-06-09)	8	4	8	0	.333	0	0	0
Nodaway-Holt (1980-81-82-83-90-91-95-2009)	8	7	6	0	.538	2	0	4
Norborne (1977-79-83-87-88-96)	6	3	6	0	.333	0	1	1
Normandy (2007-08-09)	3	1	3	0	.250	0	0	0
North Andrew (1988-90-93-94-95-96-97-98-99-2000-02-03-08)	13	9	10	1	.475	3	4	5
North Callaway (1991-93-94-99-2000-01-04)	7	2	7	0	.222	0	0	0
North County (1973-74-81-86-97-98-99-2001-03-04-09)	11	9	11	0	.450	0	1	3
North Kansas City (1990)	1	0	1	0	.000	0	0	0
North Nodaway (1982-83-89-90-2003)	5	2	4	0	.333	1	0	2
North Platte (1988-90-94-95-98-2009)	6	6	5	0	.545	1	0	0
North Shelby (1973-80-93-94-95-2008)	6	10	4	0	.714	1	0	4
Northeast (Kansas City) (2005)	1	0	1	0	.000	0	0	0
Northwest (Cedar Hill) (1978-97)	2	0	2	0	.000	0	0	0
Northwest (St. Louis) (1985)	1	0	1	0	.000	0	0	0
O'Fallon Tech (1980-82)	2	1	2	0	.333	0	0	0
O'Hara (1980-81-82-83-86-87-90-91-92-93-96-98-2000-01-08-09)	16	20	15	0	.571	1	1	3
Oak Grove (1981-82-83-84-86-89-90-91-95-97-99-2000-02-04)	14	14	14	0	.500	0	2	2
Oak Park (1968-70-72-73-90-91-92-93-94-96-97-98-99-2001-08)	15	9	15	0	.375	0	2	4
Oakville (1992-94-2005-08-09)	5	3	5	0	.375	0	0	1
Odessa (1985-87-94-97-2000-01-02-05-07-09)	10	6	9	0	.400	1	0	0
Orchard Farm (1997)	1	0	1	0	.000	0	0	0
Orrick (1972-74-75-90-91-2003-04-06-07-08-09)	11	11	8	0	.579	3	0	2
Osage (1984-85-86-2004-05-06-07-08-09)	9	2	9	0	.182	0	0	0
Osceola (1985-86-89-2002-03)	5	2	5	0	.286	0	0	1
Owensville (1982-84-94-97-2003-06)	6	7	6	0	.538	0	1	1
Ozark (1982-86-87-91-93-94-96-97-98-99-2000-04-05-07-08-09)	16	8	16	0	.333	0	1	1
Pacific (1981-95-2009)	3	1	3	0	.250	0	0	0
Palmyra (1976-81-82-94-95-96-97-99-2000-03)	10	15	10	0	.600	0	1	5
Paris (1980-82-93-2002-03-08-09)	7	4	7	0	.364	0	0	0
Park Hill (1988-89-2000-01-02-03-05-06-08-09)	10	13	9	0	.591	1	0	5
Park Hill South (1999-2004-09)	3	3	3	0	.500	0	0	2
Parkview (1984-94-95)	3	0	3	0	.000	0	0	0
Parkway Central (1976-90-92-93-95-96-97-2002-03-04-07-09)	12	14	12	0	.538	0	3	3
Parkway North (1987-88-89-98-2006-08-09)	7	5	7	0	.417	0	0	1
Parkway South (1981-82-85-86-88-89-91-92-94-95-99-2000)	12	8	12	0	.400	0	0	1
Parkway West (1978-80-81-82-84-85-98-2000-01-06)	10	11	10	0	.543	0	0	4

All-Time MSHSAA Football Playoff History by School

School (Yrs.)	No.	W	L	T	Pct.	1st	2nd	3rd
Parkwood (Joplin) (1975-79-80-82-83-84)	6	16	3	0	.842	3	1	1
Paseo (Kansas City) (1981-83)	2	1	2	0	.333	0	0	0
Pattonville (1988-89-90-91-92-94-95-96-97-98-99-2000-01-02-07)	15	13	15	0	.464	0	1	3
Pembroke Country Day (1969)	1	0	1	0	.000	0	0	1
Pembroke Hill (1985-87-90-91-93-94-2003-08)	8	12	8	0	.600	0	2	4
Penney (1986-87-90-91-93-96-2008-09)	8	10	6	0	.625	1	0	1
Perryville (1968-88-90-98-2004-08)	6	2	5	0	.286	1	0	0
Pierce City (1972-96-97-2000-01-04-08-09)	8	4	8	0	.333	0	0	1
Platte County (1984-86-90-94-95-97-99-2000-01-02-03-05-06-07-08)	15	20	12	0	.625	3	0	2
Plattsburg (1979-80-84-85-89-90-91-92-93-94-95-96-97-2000-01-02-03-08-09)	19	18	18	0	.500	1	2	1
Pleasant Hill (1974-75-84-88-2005-08-09)	7	7	7	0	.500	0	1	1
Polo (1984-85-86-91-97-98-2002-03)	8	1	8	0	.111	0	0	0
Poplar Bluff (1984-90-93-98-2000-09)	6	4	6	0	.400	0	0	0
Portageville (1977-78-83-91-95-97-2001-02)	8	5	8	0	.385	0	0	1
Potosi (1978-88-89-92-2008-09)	6	5	6	0	.455	0	0	1
Princeton (1968-69-76-78-79-96-2002-03-07-08-09)	11	14	9	0	.609	1	3	3
Principia (2000-02-03-08-09)	5	1	5	0	.167	0	0	0
Priony (1973-91-92-2008-09)	5	6	4	0	.600	1	0	2
Putnam County (1980-84-86-89-90-94-2005-06)	8	4	8	0	.333	0	1	0
Raymore-Peculiar (1980-82-91-94-97-2001-02-04-05-06-09)	11	14	8	0	.636	3	1	0
Raytown (1980-82-89-2009)	4	0	4	0	.000	0	0	0
Raytown South (1974-80-81-83-88-97-2004-07-08-09)	10	7	10	0	.412	0	1	3
Reeds Spring (1980-97)	2	2	2	0	.500	0	0	1
Republic (1980-81-82-83-84-85-86-88-89-91-92-95-2002-04-05)	15	11	15	0	.423	0	0	3
Rich Hill (1988-92-93-95-99-08)	6	6	5	0	.545	1	0	0
Richmond (1971-96-2003-04-09)	5	6	4	0	.600	1	0	1
Riverview Gardens (1970-75-81-82-83-87-97-98-2002-03)	10	4	9	0	.308	1	0	1
Rock Bridge (1975-77-79-80-81-82-89-90-91-92-93-2002-05)	13	19	11	0	.633	2	2	3
Rock Port (1970-77-78-80-81-84-85-86-87-88-89-90-97-99-2000-01-03-04-06-08-09)	21	17	19	0	.472	2	3	2
Rockhurst (1969-71-73-75-76-80-81-82-83-84-86-87-88-89-90-91-92-93-95-96-97-98-99-2000-01-02-03-04-05-07-08-09)	32	52	24	0	.684	8	5	5
Rockwood Summit (1995-98-99-2001-04-06-07-09)	8	3	8	0	.273	0	0	0
Rolla (1981-90-92-94-95-2006-09)	7	3	7	0	.300	0	0	1
Roosevelt (1997-2005)	2	0	2	0	.000	0	0	0
Ruskin (1987-88-91)	3	1	3	0	.250	0	0	0
Salem (1982-84-87-88-89-90-93-95-96-98-99-2000-01-02-08-09)	16	13	16	0	.448	0	2	3
Salisbury (1978-83-95-96-97-98-99-2001-02-03-04-05-06-08-09)	15	10	14	0	.417	1	0	1
Santa Fe (1976-77-78-85-87-90-91-94-96-97-98-99-2000-01-02-03-04)	17	22	16	0	.579	1	2	5
Sarcoxie (1982-83-90-2002)	4	0	4	0	.000	0	0	0
Savannah (1997-2009)	2	3	2	0	.600	0	0	1
Schuyler County (2000-01-05)	3	0	3	0	.000	0	0	0
Scotland County (1986-88-91-92-94-96-97-98-2002-03-04-09)	12	4	12	0	.333	0	0	1
Scott City (1986-88-89-90-93-98-99-08)	8	5	8	0	.385	0	0	0
Seneca (1968-73-74-75-83-85-86-87-89-90-91-93-94-95-96-99-2000-02-06-09)	20	28	18	0	.609	2	4	5
Sherwood (1982-96-99-2009)	4	0	4	0	.000	0	0	0
Sikeston (1976-80-82-84-87-88-91-95-2009)	9	4	9	0	.308	0	0	1
Skyline (2004-05-08)	3	0	3	0	.000	0	0	0
Smith-Cotton (2003-08)	2	2	3	0	.400	0	0	0
Smithville (1969-71-78-84-86-94-95-96-97-2001-08)	11	5	11	0	.313	0	1	1
Soldan (1978-83-84-85-86)	5	1	5	0	.167	0	0	0
South Callaway (2008-09)	2	0	2	0	.000	0	0	0
South Harrison (1985-99-2000-01-09)	5	6	5	0	.545	0	0	3
South Holt (1987-88-92-93-97-2004)	6	8	2	2	.750	4	1	1
South Nodaway (1991-92)	2	2	1	1	.625	1	1	0
South Shelby (1968-69-70-71-75-82-88-89-90-2000-01-04-05-06-07-08-09)	17	16	15	0	.516	2	2	4
Southeast (Kansas City) (1984-85-86-98)	4	0	4	0	.000	0	0	0
Southwest (Kansas City) (1972-82-84-86-88)	5	3	4	1	.438	1	0	0
Southwest (Ludlow) (1990-94)	2	1	2	0	.333	0	1	1
Southwest (St. Louis) (1975)	1	0	1	0	.000	0	0	0
Springfield Catholic (1979-82-86-87-88-89-91-92-93-94-96-97-98-2001-02-03-04-08-09)	19	14	18	0	.438	1	1	2
St. Charles (1977-80-82-83-2000-03)	6	6	5	0	.545	1	0	1
St. Charles West (1984-85-88-92-93-94-96-98-2002-04-06-08)	12	4	12	0	.333	0	0	0
St. Clair (1987-2002-04-05)	4	4	4	0	.500	0	0	2
St. Francis Borgia (1976-78-89-91-92-93-94-95-96-97-2000-02-04-05-07-08-09)	17	13	16	0	.448	1	0	2
St. James (1990)	1	0	1	0	.000	0	0	0
St. Joseph Christian (2001-04-05-06-07-08-09)	7	5	6	0	.455	1	3	3
St. Louis University High (1970-73-80-83-84-85-88-91-92-93-94-96-97-98-99-2001-06-07-08-09)	20	14	19	0	.424	1	1	4
St. Mary's (Independence) (1972-76-2000-01-02)	5	2	4	0	.333	1	0	0
St. Mary's (St. Louis) (1989-2003-05)	3	0	3	0	.000	0	0	0

School (Yrs.)	No.	W	L	T	Pct.	1st	2nd	3rd
St. Paul Lutheran (1979-86-88-92-97-2005)	6	1	6	0	.143	0	0	0
St. Pius X (Festus) (1994-95-98-99-2001)	5	0	5	0	.000	0	0	0
St. Pius X (Kansas City) (1977-79-80-81-82-83-85-89-90-91-92-96-98-99-2000-01-02-05-06-07-09)	21	24	17	1	.583	4	2	1
St. Vincent (1984-85-94-96-97-98-99-2000-03-04-06-09-09)	13	13	12	0	.520	1	2	1
Ste. Genevieve (1985-87-88-90-92-93-97-98-99-2001-02-03-04-05-06-08)	16	21	15	0	.583	1	1	5
Staley (2008-09)	2	2	2	0	.500	0	0	0
Stanberry (1992-2004-08-09)	4	2	3	0	.400	0	0	3
Stewartville (2004-05-08)	3	1	2	0	.500	0	0	2
Stockton (1975-76-78-79-80-81-83-84-85-86-88-93-94-96-98-2000)	16	9	16	0	.360	0	0	3
Stratford (2005-08)	2	0	2	0	.000	0	0	0
Sullivan (1976-80-82-86-98-99-2009)	7	4	7	0	.364	0	1	0
Sumner (1973-74-76-79-80-81-82-84-85-86-87-88-89-90-91-95-96-98-99-2004-08)	21	35	17	0	.673	4	5	2
Sweet Springs (1985-90-96-2000-08-09)	6	3	6	0	.333	0	1	0
Tarkio (1968-71-75-76-85-86-91-93-94-95-2002)	11	9	10	0	.474	1	2	1
Thayer (1980-81-82-90-94-95-2007-08-09)	9	6	9	0	.400	0	2	0
Timberland (Wentzville) (2002-03-05-07-08-09)	6	2	6	0	.250	0	0	0
Tipton (1980-81-87-92-2001-02-03-04-06-07-08-09)	12	12	11	0	.522	0	0	4
Transportation Law and Public (2009)	1	0	1	0	.000	0	0	0
Trenton (1990-98-2007-08)	4	2	4	0	.333	0	0	0
Trinity Catholic (2009)	1	1	1	0	.500	0	0	0
Troy Buchanan (1987-88-91)	3	0	3	0	.000	0	0	0
Truman (2004-08)	2	0	2	0	.000	0	0	0
Union (1975-80-82-83-84-85-86-88-89-90-91-92-2003-06-07-08-09)	17	11	17	0	.393	0	1	3
Union Star (1989)	1	0	1	0	.000	0	0	1
University Academy (2009)	1	1	1	0	.500	0	0	0
University City (1983-90-99-2008-09)	5	1	5	0	.167	0	0	0
University High (Warrensburg) (1971-72)	2	2	1	0	.667	1	0	1
Valle Catholic (1980-81-82-83-87-88-89-90-91-92-93-95-2005-06-08-09)	16	43	6	1	.870	9	2	0
Van Horn (1994)	1	0	1	0	.000	0	0	0
Van-Far (1992-96-2000)	3	0	3	0	.000	0	0	0
Vashon (1983-89-90-2001-03-04-06-07-09)	9	5	9	0	.357	0	0	1
Versailles (1971-84-2001-02-08-09)	6	1	6	0	.143	0	0	1
Vianney (1968-80-83-84-85-86-94-95-97-2002-08)	11	4	11	0	.267	0	0	1
Warrensburg (1970-79-88-89-94-96-2000-01)	8	2	8	0	.200	0	0	2
Warren County (1993-95-98-2008)	4	3	4	0	.429	0	0	1
Warrenton (2009)	1	0	1	0	.000	0	0	0
Warsaw (1988-89-90-91-92-93-94-95-96-97-98-99-2001-02-03-06-07-08-09)	19	28	17	0	.622	2	2	4
Washington (1973-74-78-79-93-94-96-97-2000-01-09)	11	11	10	0	.524	1	3	1
Waynesville (1981-87-92-97-2004-05-07-08)	8	7	7	0	.500	1	0	0
Webb City (1985-86-88-89-90-91-92-93-96-97-2000-01-02-03-04-05-06-07-08-09)	20	50	12	0	.806	8	2	6
Webster Groves (1979-83-85-88-89-91-96-2001-02-03-05-09)	12	22	8	0	.733	4	1	2
Wellington-Napoleon (1975-76-84-89-92-93-95-98-2005-08-09)	11	7	10	0	.412	0	1	1
West Nodaway (1979-88-91-93-94-08)	6	0	6	0	.000	0	0	4
West Plains (1969-83-85-2004-05-07-08)	7	2	7	0	.222	0	0	1
West Platte (1968-73-82-2001-05-06-07-08)	8	11	6	0	.674	2	1	1
Westminster Christian Academy (2006-09)	2	0	2	0	.000	0	0	0
Westport (1996-97-2001-02-04-09)	6	1	6	0	.143	0	0	0
Westran (1982-83-85-86-90-2000-08-09)	8	1	8	0	.111	0	0	0
Willard (1985-99-2008)	3	1	3	0	.250	0	0	0
William Chrisman (2002-06)	2	0	2	0	.000	0	0	0

■ Show-Me Bowl Team Records

SCORING

Points Scored

- 64 Cameron vs. Montgomery County (18), Class 2, Nov. 25, 2005
- 63 Valle Catholic vs. Wellington-Napoleon (13), Class 1A, Nov. 24, 1995
- 60 Priory vs. West Platte (26), Class 2A, Dec. 1, 1973
- 56 Harrisonville vs. Owensville (21), Class 3, Nov. 25, 2006
- 54 Hickman vs. Sumner (6), Class 4A, Nov. 30, 1974
- 53 Jefferson City vs. McCluer North (0), Class 5A, Nov. 26, 1988
- 53 Blue Springs vs. Hazelwood Central (0), Class 6, Nov. 28, 2003
- 52 Sumner vs. Benton (8), Class 4A, Nov. 29, 1991
- 49 done 3 times (latest by Harrisonville vs. MICDS (14), Class 3, Nov. 24, 2007)

Points Scored, Both Teams

- 87 MICDS (45) vs. Harrisonville (42), Class 3, Nov. 27, 2004 (2ot)
- 86 Priory (60) vs. West Platte (26), Class 2A, Dec. 1, 1973
- 82 Cameron (64) vs. Montgomery County (18), Class 2, Nov. 25, 2005
- 79 DeSmet (48) vs. Hazelwood Central (31), Class 6, Nov. 25, 2005
- 77 Harrisonville (56) vs. Owensville (21), Class 3, Nov. 25, 2006

Points Scored, Half

- 49 Harrisonville vs. Owensville, Class 3, Nov. 25, 2006 (1st half)

Points Scored, Quarter

- 32 Sumner vs. Benton, Class 4A, Nov. 29, 1991 (2nd quarter)

Largest Deficit Overcome for Victory

- 25 MICDS trailed Harrisonville 35-10 with 0:18 remaining in the 2nd quarter (won 45-42 ot), Class 3, Nov. 27, 2004
- 21 St. Francis Borgia trailed Chillicothe 21-0 with 1:06 remaining in the 2nd quarter (won 24-21), Class 3A, Nov. 25, 1993
- 14 Valle Catholic trailed Tarkio 21-7 with 9:59 remaining in the 3rd quarter (won 28-24), Class 1A, Nov. 29, 1991
- 14 Salisbury trailed Marionville 20-6 with 4:46 remaining in the 3rd quarter (won 22-20), Class 1A, Nov. 28, 1997

Touchdowns

- 9 Priory vs. West Platte, Class 2A, Dec. 1, 1973
- 9 Valle Catholic vs. Wellington-Napoleon, Class 1A, Nov. 24, 1995
- 9 Cameron vs. Montgomery County, Class 2, Nov. 25, 2005
- 8 Hickman vs. Sumner, Class 4A, Nov. 30, 1974
- 8 Harrisonville vs. Owensville, Class 3, Nov. 25, 2006

Longest Touchdown Drive

- 99 Excelsior Springs vs. Camdenton, Class 4A, Nov. 29, 1996 (14 plays)
- 99 Raymore-Peculiar vs. Webster Groves, Class 5, Nov. 30, 2002 (13 plays)
- 98 Casville vs. Bowling Green, Class 3, Nov. 28, 2009 (9 plays)
- 98 Centralia vs. St. Pius X (Kansas City), Class 2, Nov. 29, 2002 (9 plays)
- 97 Platte County vs. Salem, Class 3, Nov. 30, 2002 (2 plays)
- 96 Lindbergh vs. Rockhurst, Class 6, Nov. 29, 2002 (8 plays)

Field Goals

- 3 MICDS vs. Harrisonville, Class 3, Nov. 27, 2004 (3-3) (2ot)
- 2 done 7 times [last by Kearney vs. Helias, Class 4, Nov. 27, 2009 (2-3)]

Field Goal Attempts

- 3 Lexington vs. John Burroughs, Class 2A, Nov. 26, 1988 (1-3)
- 3 Blue Springs vs. Parkway Central, Class 5A, Nov. 28, 1992 (1-3)
- 3 Mehlville vs. Rockhurst, Class 5A, Nov. 26, 1999 (1-3)
- 3 MICDS vs. Harrisonville, Class 3, Nov. 27, 2004 (3-3) (2ot)
- 3 Kearney vs. Helias, Class 4, Nov. 27, 2009 (2-3)

PAT's Kicked

- 8 Cameron vs. Montgomery County, Class 2, Nov. 25, 2005 (8-8)
- 8 Harrisonville vs. Owensville, Class 3, Nov. 25, 2006 (8-8)
- 7 Valle Catholic vs. Marceline, Class 1A, Nov. 23, 1990 (7-7)
- 7 Valle Catholic vs. Wellington-Napoleon, Class 1A, Nov. 24, 1995 (7-8)
- 7 Harrisonville vs. MICDS, Class 3, Nov. 24, 2007 (7-7)
- 6 Done 10 times, last by Raymore-Peculiar, Class 5, Nov. 25, 2006 (6-6)

Two-Point Conversions

- 5 Sumner vs. Benton, Class 4A, Nov. 29, 1991 (5-7)
- 4 South Shelby vs. Harrisonville, Class 2A, Nov. 29, 1970 (4-5)
- 4 Sumner vs. Rockhurst, Class 5A, Nov. 27, 1982 (4-4)
- 4 Valle Catholic vs. Hardin-Central, Class 1A, Nov. 27, 1992 (4-5)
- 3 Cass-Midway vs. Smithville, Class 1A, Nov. 29, 1969 (3-3)
- 3 Sumner vs. Webb City, Class 4A, Nov. 23, 1990 (3-5)

Safeties Scored

- 1 16 times (last by Mehlville vs. Rockhurst, Class 6, Nov. 23, 2007)

Teams Scoring by Every Means

- Webb City vs. North County (Bonne Terre), Class 4A, Nov. 28, 1997

TOTAL OFFENSE

Offensive Plays

- 88 Blue Springs vs. Hazelwood Central, Class 6, Nov. 27, 2009
- 77 DeSmet vs. Hazelwood Central, Class 6, Nov. 25, 2005
- 75 Maryville vs. Duchesne, Class 3A, Nov. 27, 1982
- 74 Oak Park vs. McCluer, Class 4A, Nov. 30, 1968
- 73 Greenwood vs. Gallatin, Class 1A, Nov. 28, 1981
- 73 Marionville vs. West Platte, Class 1, Nov. 26, 2005

Yards Total Offense

- 635 DeSmet vs. Hazelwood Central, Class 6, Nov. 25, 2005
- 585 Priory vs. West Platte, Class 2A, Dec. 1, 1973
- 534 Riverview Gardens vs. Jefferson City, Class 5A, Nov. 27, 1998
- 519 Platte County vs. Salem, Class 3, Nov. 30, 2002
- 509 Cameron vs. Montgomery County, Class 2, Nov. 25, 2005
- 504 Webb City vs. North County (Bonne Terre), Class 4A, Nov. 28, 1997
- 497 Blue Springs vs. Parkway Central, Class 5A, Nov. 28, 1992
- 491 Hazelwood East vs. Blue Springs South, Class 5A, Nov. 24, 1995
- 480 Webb City vs. Washington, Class 4A, Nov. 24, 2001
- 470 Raymore-Peculiar vs. McCluer North, Class 5, Nov. 26, 2005

Yards Total Offense, Both Teams

- 996 DeSmet (635) vs. Hazelwood Central (361), Class 6, Nov. 25, 2005
- 975 Riverview Gardens (534) vs. Jefferson City (441), Class 5A, Nov. 27, 1998
- 953 Blue Springs (497) vs. Parkway Central (456), Class 5A, Nov. 28, 1992
- 889 Platte County (519) vs. Salem (370), Class 3, Nov. 30, 2002
- 870 Park Hill (435) vs. Webster Groves (345), Class 5, Nov. 29, 2003

Yards Per Play

- 10.59 Blue Springs vs. Hazelwood Central, Class 6, Nov. 28, 2003 (37 plays, 392 yards)
- 10.02 Lee's Summit West vs. Parkway Central, Class 4, Nov. 23, 2007 (42-432)
- 9.43 Cameron vs. Montgomery County, Class 2, Nov. 25, 2005 (54-509)
- 9.09 Hazelwood East vs. Blue Springs South, Class 5A, Nov. 24, 1995 (54-491)
- 9.05 Riverview Gardens vs. Jefferson City, Class 5A, Nov. 27, 1998 (59-534)
- 9.00 Kearney vs. Ladue Horton Watkins, Class 4, Nov. 28, 2003 (39-351)

First Downs

- 30 DeSmet vs. Hazelwood Central, Class 6, Nov. 25, 2005
- 27 Parkway Central vs. Blue Springs, Class 5A, Nov. 28, 1992
- 25 Riverview Gardens vs. Jefferson City, Class 5A, Nov. 27, 1998
- 25 Jefferson City vs. Riverview Gardens, Class 5A, Nov. 27, 1998
- 24 Blue Springs vs. Parkway Central, Class 5A, Nov. 28, 1992
- 24 Park Hill vs. Webster Groves, Class 5, Nov. 29, 2003

First Downs Rushing

- 23 Park Hill vs. Webster Groves, Class 5, Nov. 29, 2003
- 21 Warsaw vs. John Burroughs, Class 2A, Nov. 24, 2001
- 20 Sumner vs. Webb City, Class 4A, Nov. 23, 1990

First Downs Passing

- 18 DeSmet vs. Hazelwood Central, Class 6, Nov. 25, 2005
- 18 Cameron vs. Blair Oaks, Class 2, Nov. 26, 2004
- 14 Cameron vs. Montgomery County, Class 2, Nov. 25, 2005

First Downs by Penalty

- 7 McCluer North vs. Raymore-Peculiar, Class 5, Nov. 27, 2004
- 5 Parkway Central vs. Blue Springs, Class 5A, Nov. 28, 1992
- 5 Christian Brothers vs. Blue Springs South, Class 6, Nov. 24, 2006

Third-Down Conversions

- 12 Lawson vs. Blair Oaks, Class 2, Nov. 23, 2007 (12-18)
- 10 Lockwood vs. West Platte, Class 1A, Nov. 23, 2001 (10-16)
- 10 Blue Springs South vs. Hazelwood Central, Class 6, Nov. 29, 2008 (10-16)
- 10 Blue Springs vs. Hazelwood Central, Class 6, Nov. 27, 2009 (10-23)
- 9 Hardin-Central vs. Greenwood, Class 1A, Nov. 29, 1980 (9-16)
- 9 Maryville vs. Duchesne, Class 3A, Nov. 27, 1982 (9-19)
- 9 O'Hara vs. St. Charles, Class 4A, Nov. 27, 1982 (9-19)
- 9 Warsaw vs. John Burroughs, Class 2A, Nov. 24, 2001 (9-12)
- 9 Helias vs. Kearney, Class 4, Nov. 27, 2009 (9-16)

Fourth-Down Conversions

- 6 Blue Springs vs. Hazelwood Central, Class 6, Nov. 27, 2009 (6-8)
- 5 Hazelwood Central vs. Lee's Summit, Class 5A, Nov. 30, 1985 (5-6)
- 4 Harrisonville vs. Owensville, Class 3, Nov. 25, 2006 (4-4)
- 4 Maryville vs. Brentwood, Class 2, Nov. 27, 2009 (4-4)
- 4 Bowling Green vs. Cassville, Class 3, Nov. 28, 2009 (4-5)
- 3 done 18 times [last by Fort Osage vs. Webster Groves, Class 5, Nov. 28, 2009 (3-4)]

Time of Possession

- 34:43 California vs. MICDS (13:17), Class 3A, Nov. 28, 1997
- 34:32 Blue Springs vs. Hazelwood Central (13:28), Class 6, Nov. 27, 2009
- 33:40 Santa Fe vs. St. Vincent (14:20), Class 1A, Nov. 24, 2000
- 33:35 Benton vs. Sumner (14:25), Class 4A, Nov. 29, 1991
- 32:11 Helias vs. Parkwood (Joplin) (15:49), Class 4A, Nov. 23, 1984

■ Show-Me Bowl Team Records



Park Hill's rushing attack in the 2003 Class 5 Championship game was impressive, to say the least. The Trojans amassed 435 yards on the ground on 56 carries and boasted five rushers with 50 or more yards. It marked the second-best single-game team rushing effort in Show-Me Bowl history and best effort since 1973. (photo by Columbia Photo).

- 31:53 Ladue Horton Watkins vs. Kearney (16:07), Class 4, Nov. 28, 2003
- 31:51 Lawson vs. Blair Oaks (16:09), Class 2, Nov. 23, 2007
- 31:31 Hazelwood Central vs. Lee's Summit (16:29), Class 5A, Nov. 30, 1985
- 31:12 St. Vincent vs. East Buchanan (16:48), Class 1, Nov. 27, 2004
- 31:00 Maryville vs. Duchesne (17:00), Class 3A, Nov. 27, 1982

RUSHING

Rushing Attempts

- 64 Oak Park vs. McCluer, Class 4A, Nov. 30, 1968
- 64 Warsaw vs. John Burroughs, Class 2A, Nov. 24, 2001
- 63 California vs. MICDS, Class 3A, Nov. 28, 1997
- 61 Greenwood vs. Gallatin, Class 1A, Nov. 28, 1981
- 60 Berkeley vs. Branson, Class 3A, Nov. 28, 1987
- 60 Salem vs. Platte County, Class 3A, Nov. 24, 2000
- 59 Branson vs. Lutheran North, Class 3A, Nov. 24, 1989
- 59 Seneca vs. Herculaneum, Class 3A, Nov. 24, 1995
- 59 Santa Fe vs. St. Vincent, Class 1A, Nov. 24, 2000
- 57 done 4 times (latest by Orrick vs. Thayer, Class 1, Nov. 28, 2008)

Rushing Yards

- 501 Priory vs. West Platte, Class 2A, Dec. 1, 1973
- 435 Park Hill vs. Webster Groves, Class 5, Nov. 29, 2003
- 394 Warsaw vs. John Burroughs, Class 2A, Nov. 24, 2001
- 390 Platte County vs. Salem, Class 3, Nov. 30, 2002
- 387 Monett vs. South Shelby, Class 2A, Nov. 27, 1971
- 384 Harrisonville vs. Ste. Genevieve, Class 3, Nov. 29, 2003
- 381 Rockhurst vs. Hazelwood Central, Class 4A, Nov. 28, 1981
- 380 Jefferson City vs. Hazelwood Central, Class 4A, Nov. 25, 1978
- 375 done 3 times (latest by Webb City vs. Washington, Class 4A, Nov. 24, 2001)

Rushing Yards, Both Teams

- 648 Platte County (390) vs. Salem (258), Class 3, Nov. 30, 2002
- 613 Riverview Gardens (323) vs. Jefferson City (290), Nov. 27, 1998
- 609 John Burroughs (394) vs. Warsaw (215), Class 2A, Nov. 24, 2001
- 581 California (336) vs. Boonville (245), Class 3A, Nov. 27, 1998
- 575 Priory (501) vs. West Platte (74), Class 2A, Dec. 1, 1973

Rushing Yards Per Carry

- 8.70 Hazelwood East vs. Blue Springs South, Class 5A, Nov. 24, 1995 (43 att.-374 yds.)
- 8.67 Blue Springs vs. Hazelwood Central, Class 6, Nov. 28, 2003 (30-260)
- 8.52 Jefferson City vs. McCluer North, Class 5A, Nov. 26, 1988 (44-375)
- 8.47 Kearney vs. Ladue Horton Watkins, Class 4, Nov. 28, 2003 (30-254)
- 8.36 Hazelwood Central vs. Blue Springs, Class 6, Nov. 27, 2009 (28-234)
- 8.35 Harrisonville vs. Ste. Genevieve, Class 3, Nov. 29, 2003 (46-384)

Rushing Touchdowns

- 7 Priory vs. West Platte, Class 2A, Dec. 1, 1973
- 7 Hickman vs. Sumner, Class 4A, Nov. 30, 1974
- 6 Valle Catholic vs. Marceline, Class 1A, Nov. 24, 1989
- 6 MICDS vs. Maryville, Class 3A, Nov. 30, 1996
- 6 Berkeley vs. Branson, Class 3A, Nov. 28, 1987
- 6 Jefferson City vs. McCluer North, Class 5A, Nov. 26, 1988

PASSING

Pass Attempts

- 47 Blue Springs vs. Hazelwood Central, Class 6, Nov. 27, 2009 (22-47)
- 42 Montgomery County vs. Cameron, Class 2, Nov. 25, 2005 (25-42)
- 40 West Platte vs. Priory, Class 2A, Dec. 1, 1973 (21-40)
- 39 Cameron vs. Blair Oaks, Class 2, Nov. 26, 2004 (28-39)
- 37 DeSmet vs. Hazelwood Central, Class 6, Nov. 25, 2005 (21-37)
- 37 Bowling Green vs. Cassville, Class 3, Nov. 28, 2009 (18-37)
- 36 Gallatin vs. Cass-Midway, Class 1A, Nov. 27, 1982 (13-36)
- 36 Blue Springs vs. Parkway Central, Class 5A, Nov. 28, 1992 (19-36)
- 35 Ozark vs. Helias, Class 4A, Nov. 28, 1998 (11-35)
- 35 Hazelwood Central vs. DeSmet, Class 6, Nov. 25, 2005 (15-35)

Pass Completions

- 28 Cameron vs. Blair Oaks, Class 2, Nov. 26, 2004 (28-39)
- 25 Montgomery County vs. Cameron, Class 2, Nov. 25, 2005 (25-42)
- 22 Blue Springs vs. Hazelwood Central, Class 6, Nov. 27, 2009 (22-47)
- 21 West Platte vs. Priory, Class 2A, Dec. 1, 1973 (21-40)
- 21 DeSmet vs. Hazelwood Central, Class 6, Nov. 25, 2005 (21-37)
- 20 Centralia vs. Lawson, Class 2, Nov. 28, 2003 (20-34)
- 20 Cameron vs. Montgomery County, Class 2, Nov. 25, 2005 (20-24)
- 20 Valle Catholic vs. Penney, Class 1, Nov. 28, 2009 (20-32)
- 19 Blue Springs vs. Parkway Central, Class 5A, Nov. 28, 1992 (19-36)
- 18 Bowling Green vs. Cassville, Class 3, Nov. 28, 2009 (20-32)

Pass Completion Percentage (min. 20 attempts)

- .833 Cameron vs. Montgomery County, Class 2, Nov. 25, 2005 (20-24)
- .727 Parkway Central vs. Blue Springs, Class 5A, Nov. 28, 1992 (16-22)
- .727 St. Pius X (Kansas City) vs. Palmyra, Class 2A, Nov. 25, 2000 (16-22)
- .718 Cameron vs. Blair Oaks, Class 2, Nov. 26, 2004 (28-39)
- .708 Helias vs. Parkwood (Joplin), Class 4A, Nov. 23, 1984 (17-24)

Passing Yards

- 482 DeSmet vs. Hazelwood Central, Class 6, Nov. 25, 2005
- 364 Cameron vs. Montgomery County, Class 2, Nov. 25, 2005
- 353 Blue Springs vs. Parkway Central, Class 5A, Nov. 28, 1992
- 327 Cameron vs. Blair Oaks, Class 2, Nov. 26, 2004
- 313 Hazelwood Central vs. DeSmet, Class 6, Nov. 25, 2005
- 287 Hazelwood East vs. Raytown South, Class 5, Nov. 28, 2008
- 281 Center (Kansas City) vs. St. Louis Univ. High, Class 4A, Nov. 28, 1970
- 272 Montgomery County vs. Cameron, Class 2, Nov. 25, 2005
- 270 MICDS vs. Harrisonville, Class 3, Nov. 27, 2004 (2ot)
- 259 Hazelwood Central vs. Oak Park, Class 5A, Nov. 30, 1996

Passing Yards, Both Teams

- 795 DeSmet (482) vs. Hazelwood Central (313), Class 6, Nov. 25, 2005
- 636 Cameron (364) vs. Montgomery County (272), Class 2, Nov. 25, 2005
- 596 Blue Springs (353) vs. Parkway Central (243), Class 5A, Nov. 28, 1992
- 537 Hazelwood East (287) vs. Raytown South (250), Class 5, Nov. 28, 2008
- 493 Webster Groves (257) vs. Fort Osage (236), Class 5, Nov. 28, 2009
- 464 Webster Groves (245) vs. Raymore-Peculiar (219), Class 5, Nov. 30, 2002
- 440 McCluer North (249) vs. Raymore-Peculiar (191), Class 5, Nov. 26, 2005

Yards Per Pass Attempt (min. 20 attempts)

- 15.17 Cameron vs. Montgomery County, Class 2, Nov. 25, 2005 (24 att., 364 yds.)
- 13.05 Hazelwood East vs. Raytown South, Class 5, Nov. 28, 2008 (22-287)
- 13.03 DeSmet vs. Hazelwood Central, Class 6, Nov. 25, 2005 (37-482)
- 11.33 North County vs. Webb City, Class 4A, Nov. 28, 1997 (21-238)

Yards Per Pass Completion (min. 10 completions)

- 25.55 Center (KC) vs. St. Louis Univ. High, Class 4A, Nov. 28, 1970 (11 comp., 281 yds.)
- 23.92 Hazelwood East vs. Raytown South, Class 5, Nov. 28, 2008 (12-287)
- 22.95 DeSmet vs. Hazelwood Central, Class 6, Nov. 25, 2005 (21-482)
- 21.10 Riverview Gardens vs. Jefferson City, Class 5A, Nov. 27, 1998 (10-211)

Touchdown Passes

- 7 Priory vs. West Platte, Class 2A, Dec. 1, 1973
- 7 Hickman vs. Sumner, Class 4A, Nov. 30, 1974
- 6 Berkeley vs. Branson, Class 3A, Nov. 28, 1987
- 6 Jefferson City vs. McCluer North, Class 5A, Nov. 26, 1988
- 6 Valle Catholic vs. Marceline, Class 1A, Nov. 24, 1989
- 6 MICDS vs. Maryville, Class 3A, Nov. 30, 1996
- 5 Done 20 times, last by Raymore-Peculiar vs. McCluer North, Class 5, Nov. 26, 2005

Interceptions Thrown

- 6 East Buchanan vs. St. Vincent, Class 1, Nov. 27, 2004
- 4 done 8 times, last by Raymore-Peculiar vs. Webster Groves, Class 5, Nov. 30, 2002

PUNTING

Punts

- 11 Blue Springs South vs. Hazelwood East, Class 5A, Nov. 24, 1995 (425 yds.)
- 9 Hazelwood East vs. Blue Springs, Class 5A, Nov. 23, 2001 (271)
- 8 John Burroughs vs. Lexington, Class 2A, Nov. 29, 1980 (213)
- 8 Norborne vs. Chaffee, Class 1A, Nov. 26, 1983 (267)
- 8 Santa Fe vs. Cass-Midway, Class 1A, Nov. 29, 1996 (267)
- 8 Ozark vs. Helias, Class 4A, Nov. 28, 1998 (265)
- 8 Central (New Madrid Co.) vs. Platte County, Class 3A, Nov. 23, 2001 (278)
- 8 St. Pius X (KC) vs. Centralia, Class 2, Nov. 29, 2002 (297)
- 7 Done 15 times (last by Webster Groves and Ft. Osage, Class 5, Nov. 28, 2009 (254 and 237))

Punt Yardage

- 425 Blue Springs South vs. Hazelwood East, Class 5A, Nov. 24, 1995 (11 punts)
- 297 St. Pius X (KC) vs. Centralia, Class 2, Nov. 29, 2002 (8)
- 278 Central (New Madrid Co.) vs. Platte County, Class 3A, Nov. 23, 2001 (8)
- 276 Marionville vs. Salisbury, Class 1A, Nov. 28, 1997 (6)
- 271 Hazelwood East vs. Blue Springs, Class 5A, Nov. 23, 2001 (9)

■ Show-Me Bowl Team Records

Punt Average (minimum 5 punts)

48.00	Rockhurst vs. Hazelwood Central, Class 5A, Nov. 26, 1983 (5 punts, 240 yds.)
46.00	Marionville vs. Salisbury, Class 1A, Nov. 28, 1997 (6-276)
42.80	Hannibal vs. Webb City, Class 4, Nov. 24, 2006 (5-214)
41.20	Clayton vs. Webb City, Class 4, Nov. 26, 2004 (ot) (5-206)
40.67	Bowling Green vs. Cassville, Class 3, Nov. 28, 2009 (6-244)
40.40	McCluer North vs. Webb City, Class 4A, Nov. 25, 2000 (5-202)

RETURNS

Punt Returns

6	Duchesne vs. Maryville, Class 3A, Nov. 27, 1982 (102 yds.)
6	St. Louis Univ. High vs. Jefferson City, Class 5A, Nov. 29, 1991 (24)
6	Hazelwood East vs. Blue Springs South, Class 5A, Nov. 24, 1995 (10)
6	Salisbury vs. Marionville, Class 1A, Nov. 28, 1997 (52)
6	Centralia vs. St. Pius X (KC), Class 2, Nov. 29, 2002 (20)

Punt Return Yards

113	Rockhurst vs. Mehlville, Class 6, Nov. 23, 2007 (4 ret.)
103	Harrisonville vs. Owensville, Class 3, Nov. 25, 2006 (4)
104	Webster Groves vs. Fort Osage, Class 5, Nov. 28, 2009 (2)
102	Duchesne vs. Maryville, Class 3A, Nov. 27, 1982 (6)
95	Raymore-Peculiar vs. Kirkwood, Class 5, Nov. 25, 2006 (3)
84	Hazelwood Central vs. Blue Springs, Class 6, Nov. 27, 2009 (2)
82	Central (New Madrid Co.) vs. Platte County, Class 3A, Nov. 23, 2001 (3)
73	Lawson vs. Centralia, Class 2, Nov. 28, 2003 (2)

Punts Return Average (minimum 3 returns)

31.67	Raymore-Peculiar vs. Kirkwood, Class 5, Nov. 25, 2006 (3 ret., 95 yds.)
28.25	Rockhurst vs. Mehlville, Class 6, Nov. 23, 2007 (4-113)
27.33	Central (New Madrid Co.) vs. Platte County, Class 3A, Nov. 23, 2001 (3-82)
25.75	Harrisonville vs. Owensville, Class 3, Nov. 25, 2006 (4-103)
24.00	Cass-Midway vs. Santa Fe, Class 1A, Nov. 29, 1996 (3-72)
23.67	done 2 times, last by Webb City vs. Clayton, Class 4, Nov. 26, 2004 (ot) (3-71)

Kickoff Returns

9	McCluer North vs. Jefferson City, Class 5A, Nov. 26, 1988 (221 yds.)
8	Maryville vs. MICDS, Class 3A, Nov. 30, 1996 (157)
8	MICDS vs. Harrisonville, Class 3, Nov. 24, 2007 (109)
7	done 10 times, last by Kirkwood vs. Raymore-Peculiar, Class 5, Nov. 25, 2006 (113)

Kickoff Return Yards

221	McCluer North vs. Jefferson City, Class 5A, Nov. 26, 1988 (9 ret.)
178	St. Louis Univ. High vs. Center (Kansas City), Class 4A, Nov. 28, 1970 (5 ret.)
171	Owensville vs. Harrisonville, Class 3, Nov. 25, 2006 (6)
171	Raytown South vs. Hazelwood East, Class 5, Nov. 28, 2008 (6)
157	Maryville vs. MICDS, Class 3A, Nov. 30, 1996 (8)
154	Hazelwood Central vs. Rockhurst, Class 4A, Nov. 28, 1981 (6)

Kickoff Return Average (minimum 3 returns)

59.33	St. Louis Univ. High vs. Center (Kansas City), Class 4A, Nov. 28, 1970 (3 ret., 178 yds.)
31.00	Lee's Summit vs. Hazelwood Central, Class 5A, Nov. 30, 1985 (4-124)
31.00	Adrian vs. Hayti, Class 1, Nov. 30, 2002 (4-124)
28.50	Owensville vs. Harrisonville, Class 3, Nov. 25, 2006 (6-171)
28.50	Raytown South vs. Hazelwood East, Class 5, Nov. 28, 2008 (6-171)
28.00	Plattsburg vs. John Burroughs, Class 2A, Nov. 27, 1992 (3-84)

Kickoff Returns for Touchdown

2	St. Louis Univ. High vs. Center (Kansas City), Class 4A, Nov. 28, 1970
---	--

DEFENSE

Fewest Total Offense Yards Allowed

32	Harrisonville vs. MICDS, Class 3, Nov. 26, 2005
40	Milan vs. Valle Catholic, Class 1A, Nov. 26, 1993
48	Miller vs. Tarkio, Class 1A, Nov. 25, 1994
51	Jefferson City vs. McCluer North, Class 5A, Nov. 26, 1988
54	O'Hara vs. Caruthersville, Class 3A, Nov. 29, 1980
54	Lexington vs. Berkeley, Class 3A, Nov. 24, 1984
67	Odessa vs. Knob Noster, Class 3A, Nov. 26, 1994
70	Princeton vs. Cass-Midway, Class 1A, Nov. 30, 1968

Fewest Rushing Yards Allowed

-27	Blue Springs vs. Hazelwood East, Class 5A, Nov. 23, 2001 (39 att.)
-6	University High (Warrensburg) vs. Fairfax, Class 1A, Nov. 25, 1972 (--)
-5	Jefferson City vs. Hazelwood Central, Class 4A, Nov. 25, 1978 (--)
0	Jefferson City vs. Mehlville, Class 5A, Nov. 26, 1994 (22 att.)
5	Parkwood (Joplin) vs. DeSmet, Class 4A, Nov. 29, 1975 (--)
11	Lockwood vs. King City, Class 1A, Nov. 30, 1974 (--)
15	Kearney vs. Helias, Class 4, Nov. 27, 2009 (26)
17	Milan vs. Valle Catholic, Class 1A, Nov. 26, 1993 (29 att.)
18	Hardin-Central vs. Greenwood, Class 1A, Nov. 29, 1980 (25 att.)
21	Valle Catholic vs. Marceline, Class 1A, Nov. 24, 1989 (24 att.)

Fewest Passing Yards Allowed (min. 1 attempt)

-3	John Burroughs vs. Lexington, Class 2A, Nov. 24, 1995 (1 comp., 5 att.)
0	done 12 times, last by Webster Groves vs. Park Hill, Class 5, Nov. 29, 2003 (0-5)

Fumble Recoveries

6	Brentwood vs. Seneca, Class 2A, Nov. 27, 1987
5	Platte County vs. Salem, Class 3A, Nov. 24, 2000
4	done 13 times (last by Lawson vs. Blair Oaks, Class 2, Nov. 23, 2007)

Interceptions

6	St. Vincent vs. East Buchanan, Class 1, Nov. 27, 2004
4	done 8 times, last by Webster Groves vs. Raymore-Peculiar, Class 5, Nov. 30, 2002

Interception Return Yards

127	Valle Catholic vs. Rock Port, Class 1A, Nov. 23, 1990 (4 int.)
109	Cass-Midway vs. Gallatin, Class 1A, Nov. 27, 1982 (4)
100	Lexington vs. John Burroughs, Class 2A, Nov. 29, 1980 (1)

Interception Returns for Touchdown

2	Cass-Midway vs. Gallatin, Class 1A, Nov. 27, 1982
---	---

Total Takeaways

8	Greenwood vs. Gallatin, Class 1A, Nov. 28, 1981
8	St. Vincent vs. East Buchanan, Class 1, Nov. 27, 2004
7	Brentwood vs. Seneca, Class 2A, Nov. 27, 1987
7	Springfield Catholic vs. Monroe City, Class 2A, Nov. 29, 1997
7	Lawson vs. Blair Oaks, Class 2, Nov. 23, 2007
6	done 7 times, last by Miller vs. Tarkio, Class 1A, Nov. 25, 1994

Sacks

16	Blue Springs vs. Hazelwood East, Class 5A, Nov. 23, 2001 (111 yds.)
7	Harrisonville vs. MICDS, Class 3, Nov. 27, 2004 (2ot) (49)
6	done 4 times, last by Hazelwood Central vs. DeSmet, Class 6, Nov. 25, 2005 (59)

Sack Yards

111	Blue Springs vs. Hazelwood East, Class 5A, Nov. 23, 2001 (16 sacks)
70	Springfield Catholic vs. Monroe City, Class 2A, Nov. 29, 1997 (6)
59	Hazelwood Central vs. DeSmet, Class 6, Nov. 25, 2005 (6)

Blocked Punts

2	Lutheran North vs. Chillicothe, Class 3A, Nov. 26, 1988
2	Jefferson City vs. Parkway Central, Class 5A, Nov. 29, 1997

MISC. RECORDS

Fumbles

9	Seneca vs. Brentwood, Class 2A, Nov. 27, 1987 (lost 6)
8	Rockhurst vs. Hazelwood East, Class 5A, Nov. 25, 1989 (lost 4)
7	Warsaw vs. Lutheran North, Class 2A, Nov. 26, 1993 (lost 2)
6	Priory vs. West Platte, Class 2A, Dec. 1, 1973 (lost 4)
6	Rockhurst vs. Hazelwood Central, Class 4A, Nov. 28, 1981 (lost 2)
6	Hogan Prep vs. Blair Oaks, Class 2, Nov. 24, 2006 (lost 3)

Penalties

16	Raymore-Peculiar vs. McCluer North, Class 5, Nov. 27, 2004 (136 yds.)
15	Hazelwood Central vs. Blue Springs South, Class 6, Nov. 29, 2008 (240)
12	Country Day (St. Louis) vs. Oak Grove, Class 3A, Nov. 29, 1986 (93)
12	Raymore-Peculiar vs. Webster Groves, Class 5, Nov. 30, 2002 (165)
12	Harrisonville vs. Owensville, Class 3, Nov. 25, 2006 (120)

Penalty Yardage

240	Hazelwood Central vs. Blue Springs South, Class 6, Nov. 29, 2008 (15 penalties)
165	Raymore-Peculiar vs. Webster Groves, Class 5, Nov. 30, 2002 (12)
136	Raymore-Peculiar vs. McCluer North, Class 5, Nov. 27, 2004 (16)
120	Harrisonville vs. Owensville, Class 3, Nov. 25, 2006 (12)

Longest Game

3:11	DeSmet vs. Hazelwood Central, Class 6, Nov. 25, 2005
3:08	MICDS vs. Harrisonville, Class 3, Nov. 27, 2004 (2ot)
3:03	Orrick vs. Thayer, Class 1, Nov. 28, 2008 (2ot)
3:00	Parkway Central vs. Blue Springs, Class 5A, Nov. 28, 1992
3:00	Blue Springs vs. Hazelwood East, Class 5A, Nov. 23, 2001
3:00	Hazelwood Central vs. Blue Springs, Class 6, Nov. 27, 2009

Shortest Game

1:41	O'Hara vs. St. Charles, Class 4A, Nov. 27, 1982
1:49	Lutheran North vs. Marshall, Class 3A, Nov. 28, 1981
1:50	Chaffee vs. Norborne, Class 1A, Nov. 26, 1983

■ Show-Me Bowl Individual Records

Robby Mandel of MICDS broke the Show-Me Bowl records for most points by a kicker (13), most field goals (3) and longest field goal (47) when he helped lead the Rams to the Class 4 title in 2004 (Columbia Photo).



SCORING

Points Scored

- 30 Derrick Washington, Raymore-Peculiar vs. Kirkwood, Class 5, Nov. 25, 2006 (5td)
- 29 Kris Saathoff, Adrian vs. Hayti, Class 1, Nov. 30, 2002 (4td, 5pat)
- 28 Joey Semsch, Cass-Midway vs. Gallatin, Class 1A, Nov. 27, 1982 (4td, 4pat)
- 26 Dan Kneeshaw, Branson vs. Lutheran North, Class 3A, Nov. 24, 1989 (4td, 1-2pat)
- 26 Dean Meyer, Valle Catholic vs. Wellington-Nap., Class 1A, Nov. 24, 1995 (4td, 1-2pat)
- 26 Derrick Washington, Ray-Pec vs. McCluer North, Class 5, Nov. 26, 2005 (4td, 2pat)
- 24 done 8 times [latest by Derek Naida, Harrisonville vs. MICDS, Class 3, Nov. 24, 2007 (4td)]

Touchdowns

- 5 Derrick Washington, Raymore-Peculiar vs. Kirkwood, Class 5, Nov. 25, 2006
- 4 done 13 times (latest by Derek Naida, Harrisonville vs. MICDS, Class 3, Nov. 24, 2007)

Points Scored, Kicker

- 13 Robby Mandel, MICDS vs. Harrisonville, Class 3, Nov. 27, 2004 (3fg, 4pat)
- 10 Cole Shewmake, Webb City vs. North County, Class 4A, Nov. 28, 1997 (2fg, 4pat)
- 10 Alex Prentice, DeSmet vs. Hazelwood Central, Class 6, Nov. 25, 2005 (2fg, 4pat)
- 9 Eric Gorman, Berkeley vs. Branson, Class 3A, Nov. 28, 1987 (1fg, 6pat)
- 9 Steve Aldridge, Jefferson City vs. McCluer North, Class 5A, Nov. 26, 1988 (1fg, 6pat)
- 9 Ryan Smith, Lutheran North vs. Oak Grove, Class 3A, Nov. 23, 1990 (2fg, 3pat)
- 9 Casey Eichelberger, Webb City vs. Washington, Class 4A, Nov. 24, 2001 (1fg, 6pat)
- 9 Keith Ringler, Kearney vs. Helias, Class 4, Nov. 27, 2009 (2fg, 3pat)
- 8 done 5 times [latest by Troy Green, Lawson vs. Blair Oaks, Class 2, Nov. 23, 2007 (1fg, 5 pat)]

Field Goals

- 3 Robby Mandel, MICDS vs. Harrisonville, Class 3, Nov. 27, 2004 (2ot) (3-3)
- 2 Dan Baker, Rockhurst vs. Hazelwood Central, Class 5A, Nov. 29, 1986 (2-2)
- 2 Matt Arrandale, Webster Groves vs. Center (Kansas City), Class 4, 1988 (2-2)
- 2 Ryan Smith, Lutheran North vs. Oak Grove, Class 3A, Nov. 23, 1990 (2-2)
- 2 Mike Koehler, Oak Park vs. Hazelwood Central, Class 5A, Nov. 30, 1996 (2-2)
- 2 Cole Shewmake, Webb City vs. North County, Class 4A, Nov. 28, 1997 (2-2)
- 2 Alex Prentice, DeSmet vs. Hazelwood Central, Class 6, Nov. 25, 2005 (2-2)
- 2 Keith Ringler, Kearney vs. Helias, Class 4, Nov. 27, 2009 (2-3)

Longest Field Goal

- 47 Robby Mandel, MICDS vs. Harrisonville, Class 3, Nov. 27, 2004
- 46 Mark Plunkett, Hazelwood Central vs. Rockhurst, Class 5A, Nov. 29, 1986
- 44 Derek Shikles, Blair Oaks vs. Lawson, Class 2, Nov. 23, 2007
- 44 Derek Shikles, Blair Oaks (Jefferson City) vs. Lawson, Class 2, Nov. 23, 2007
- 42 Aaron Jamieson, Cassville vs. Cardinal Ritter, Class 3, Nov. 28, 2008
- 41 Marcelo Velazquez, Blue Springs vs. Hazelwood Central, Class 6, Nov. 28, 2003
- 41 Keith Ringler, Kearney vs. Helias, Class 4, Nov. 27, 2009
- 40 Matt Arrandale, Webster Groves vs. Center (Kansas City), Class 4, 1988
- 40 Robby Mandel, MICDS vs. Harrisonville, Class 3, Nov. 27, 2004
- 40 Kristopher Turek, Kirkwood vs. Raymore-Peculiar, Class 5, Nov. 25, 2006

PAT's Kicked

- 8 Brad Beckwith, Cameron vs. Montgomery County, Class 2, Nov. 25, 2005 (8-8)
- 8 Quenten Weygearts, Harrisonville vs. Owensville, Class 3, Nov. 25, 2006 (8-8)
- 7 Paul Hoog, Valle Catholic vs. Rock Port, Class 1A, Nov. 23, 1990 (7-7)
- 7 Dallas Herndon, Harrisonville vs. MICDS, Class 3, Nov. 24, 2007 (7-7)
- 6 done 10 times [latest by Sean Middleton, Raymore-Peculiar vs. Kirkwood, Class 5, Nov. 25, 2006 (6-6)]

TOTAL OFFENSE

Yards Total Offense (rushing, passing)

- 453 Tommy Corwin, DeSmet vs. Hazelwood Central, Class 6, Nov. 25, 2005
- 436 Drew Newhart, Cameron vs. Montgomery County, Class 2, Nov. 25, 2005
- 399 Nate Minnis, Blue Springs vs. Parkway Central, Class 5A, Nov. 28, 1992
- 373 Darrell Jackson, Webster Groves vs. Raymore-Peculiar, Class 5, Nov. 30, 2002
- 364 Christian Morton, Riverview Gardens vs. Jefferson City, Class 5A, Nov. 27, 1998

- 356 Drew Newhart, Cameron vs. Blair Oaks, Class 2, Nov. 26, 2004
- 350 Michael Greminger, Valle Catholic vs. Penney, Class 1, Nov. 28, 2009
- 349 Josh Chapman, Webb City vs. North County, Class 4A, Nov. 28, 1997
- 324 Mack Kyle, Webb City vs. Helias, Class 4, Nov. 29, 2008
- 308 Marvin McNutt, Hazelwood Central vs. DeSmet, Class 6, Nov. 25, 2005

Yards All-Purpose (rushing, receiving, returns)

- 365 Derrick Washington, Raymore-Peculiar vs. Kirkwood, Class 5, Nov. 25, 2006
- 339 Leroy Pruitt, Blue Springs vs. Parkway Central, Class 4A, Nov. 28, 1992
- 316 Lee Flood, Marionville vs. West Platte, Class 1, Nov. 26, 2005
- 308 Ethan Harris, South Shelby vs. Marionville, Class 1, Nov. 25, 2006

RUSHING

Rushing Attempts

- 47 Lee Flood, Marionville vs. West Platte, Class 1, Nov. 26, 2005
- 46 Dan Kneeshaw, Branson vs. Lutheran North, Class 3A, Nov. 24, 1989
- 40 Ethan Harris, South Shelby vs. Marionville, Class 1, Nov. 25, 2006
- 38 Mike Moore, Marceline vs. Greenwood, Class 1A, Nov. 28, 1986
- 37 Zach Sherman, Platte County vs. Central (New Madrid Co.), Class 3A, Nov. 23, 2001
- 37 David Maccumbie, Chillicothe vs. Washington, Class 3A, Nov. 25, 1978
- 37 Jerry Evans, Oak Park vs. McCluer, Class 4A, Nov. 30, 1968
- 36 Brian Keys, John Burroughs vs. Plattsburg, Class 2A, Nov. 30, 1985
- 36 Darrian Miller, Blue Springs vs. Hazelwood Central, Class 6, Nov. 27, 2009
- 35 done 4 times (latest by Thomas Rooks, Lutheran North vs. Marshall, Class 3A, Nov. 28, 1981)

Rushing Yards

- 267 Erich Bauman, Valle Catholic vs. Mount Vernon, Class 2A, Nov. 27, 1982 (26 att.)
- 261 Lee Flood, Marionville vs. West Platte, Class 1, Nov. 26, 2005 (47 att.)
- 260 Mike Arnold, Monett vs. South Shelby, Class 2A, Nov. 27, 1971 (18 att.)
- 254 Dan Kneeshaw, Branson vs. Lutheran North, Class 3A, Nov. 24, 1989, (46 att.)
- 244 Josh Chapman, Webb City vs. North County, Class 4A, Nov. 28, 1997 (21 att.)
- 239 Ricardo Rhodes, Hazelwood East vs. Blue Springs S., Class 5A, Nov. 24, 1995 (26 att.)
- 232 Chris Brooks, Lexington vs. John Burroughs, Class 2A, Nov. 26, 1988 (34 att.)
- 232 Ethan Harris, South Shelby vs. Marionville, Class 1, Nov. 25, 2006 (40 att.)
- 226 Jim Meranda, Priory vs. West Platte, Class 2A, Dec. 1, 1973 (32 att.)
- 217 done 2 times [latest by Andrew Stanley, Webb City vs. Clayton, Class 4, Nov. 26, 2004 (23 att.) (ot)]

Rushing Yards Per Carry (min. 15 attempts)

- 14.44 Mike Arnold, Monett vs. South Shelby, Class 2A, Nov. 27, 1971 (18 att., 260 yds.)
- 12.53 Ollie Seibert, Valle Catholic vs. Marceline, Class 1A, Nov. 24, 1989 (17-213)
- 11.62 Josh Chapman, Webb City vs. North County, Class 4A, Nov. 28, 1997 (21-244)
- 11.60 Drew Temple, Rockhurst vs. Mehlville, Class 6, Nov. 23, 2007 (15-174)
- 10.63 Eric Levings, Tarkio vs. Valle Catholic, Class 1A, Nov. 29, 1991 (16-170)
- 10.60 Reuben Hartzler, Harrisonville vs. Ste. Genevieve, Class 3, Nov. 29, 2003 (15-159)
- 10.37 Matt Prout, Platte County vs. Salem, Class 3, Nov. 30, 2002 (19-197)
- 10.35 Derek Verslues, Blair Oaks vs. Cameron, Class 2, Nov. 26, 2004 (17-176)
- 10.32 Blaine Henningsen, Richmond vs. Fulton, Class 3A, Nov. 27, 1971 (19-196)
- 10.27 Erich Bauman, Valle Catholic vs. Mount Vernon, Class 2A, Nov. 27, 1982 (26-267)

Rushing Touchdowns

- 4 Mike Arnold, Monett vs. South Shelby, Class 2A, Nov. 27, 1971
- 4 Jim Meranda, Priory vs. West Platte, Class 2A, Dec. 1, 1973
- 4 Ollie Seibert, Valle Catholic vs. Marceline, Class 1A, Nov. 24, 1989
- 4 Dan Kneeshaw, Branson vs. Lutheran North, Class 3A, Nov. 24, 1989
- 4 Todd Schwent, Valle Catholic vs. Rock Port, Class 1A, Nov. 23, 1990
- 4 Steve Wolk, Valle Catholic vs. Tarkio, Class 1A, Nov. 29, 1991
- 4 Josh Chapman, Webb City vs. North County (Bonne Terre), Class 4A, Nov. 28, 1997
- 4 Frank O'Rourke, St. Pius X (Kansas City) vs. Palmyra, Class 2A, Nov. 25, 2000
- 3 27 times (last by Derrick Washington, Ray-Pec vs. Kirkwood, Cl. 5, Nov. 25, 2006)

Longest Rush from Scrimmage

- 91 Matt Prout, Platte County vs. Salem, Class 3, Nov. 30, 2002 (TD)
- 89 Ronnell Garner, Raytown South vs. Hazelwood East, Class 5, Nov. 28, 2008 (TD)
- 87 Todd Schwent, Valle Catholic vs. Rock Port, Class 1A, Nov. 23, 1990 (TD)
- 85 Robert Vanskike, North Shelby vs. Drexel, Class 1A, Dec. 1, 1973 (TD)
- 85 Joseph Gouvion, Cassville vs. Bowling Green, Class 3, Nov. 28, 2009 (TD)
- 83 Malcolm Benson, Jefferson City vs. McCluer, Class 5A, Nov. 24, 1990 (TD)
- 82 Kevin McVey, Aurora vs. California, Class 3A, Nov. 26, 1999 (TD)
- 80 Bob Geigler, St. Louis Univ. High vs. Center (Kansas City), Class 4A, Nov. 28, 1970 (TD)
- 80 Joel Patrick, Beaumont vs. Rockhurst, Class 4A, Nov. 27, 1971 (TD)
- 79 Matt DiGiulio, MICDS vs. Maryville, Class 3A, Nov. 30, 1996 (TD)

PASSING

Pass Completions

- 29 Paul Miller, Priory vs. West Platte, Class 2A, Dec. 1, 1973
- 28 Drew Newhart, Cameron vs. Blair Oaks, Class 2, Nov. 26, 2004
- 22 Jared Lanpher, Blue Springs vs. Hazelwood Central, Class 6, Nov. 27, 2009
- 21 Tommy Corwin, DeSmet vs. Hazelwood Central, Class 6, Nov. 25, 2005
- 20 Adam Hinspeter, Centralia vs. Lawson, Class 2, Nov. 28, 2003

■ Show-Me Bowl Individual Records

- 20 Michael Greminger, Valle Catholic vs. Penney, Class 1, Nov. 28, 2009
 19 Nate Minnis, Blue Springs vs. Parkway Central, Class 5A, Nov. 28, 1992
 19 Drew Newhart, Cameron vs. Montgomery County, Class 2, Nov. 25, 2005
 19 Eric Czerniewski, Montgomery County vs. Cameron, Class 2, Nov. 25, 2005
 18 Ryan Cox, Bowling Green vs. Cassville, Class 3, Nov. 28, 2009

Pass Attempts

- 46 Jared Lanpher, Blue Springs vs. Hazelwood Central, Class 6, Nov. 27, 2009
 39 Paul Miller, Priory vs. West Platte, Class 2A, Dec. 1, 1973
 39 Drew Newhart, Cameron vs. Blair Oaks, Class 2, Nov. 26, 2004
 37 Tommy Corwin, DeSmet vs. Hazelwood Central, Class 6, Nov. 25, 2005
 37 Ryan Cox, Bowling Green vs. Cassville, Class 3, Nov. 28, 2009
 36 Nate Minnis, Blue Springs vs. Parkway Central, Class 5A, Nov. 28, 1992
 35 Marvin McNutt, Hazelwood Central vs. DeSmet, Class 6, Nov. 25, 2005
 35 Troy Hacker, Gallatin vs. Cass-Midway, Class 1A, Nov. 27, 1982
 34 Eric Czerniewski, Montgomery County vs. Cameron, Class 2, Nov. 25, 2005
 33 Adam Hinspeter, Centralia vs. Lawson, Class 2, Nov. 28, 2003

Passing Yards

- 482 Tommy Corwin, DeSmet vs. Hazelwood Cent, Class 6, Nov. 25, 2005 (37 att., 21 comp.)
 354 Drew Newhart, Cameron vs. Montgomery County, Class 2, Nov. 25, 2005 (23-19)
 353 Nate Minnis, Blue Springs vs. Parkway Central, Class 5A, Nov. 28, 1992 (36-19)
 327 Drew Newhart, Cameron vs. Blair Oaks, Class 2, Nov. 26, 2004 (39-28)
 313 Marvin McNutt, Hazelwood Central vs. DeSmet, Class 6, Nov. 25, 2005 (35-15)
 287 Eric Brown, Hazelwood East vs. Raytown South, Class 5, Nov. 28, 2008 (22-12)
 281 Dan Felhour, Center (KC) vs. St. Louis Univ. High, Class 4A, Nov. 28, 1970 (34-19)
 259 Jim Mitchell, Hazelwood Central vs. Oak Park, Class 5A, Nov. 30, 1996 (25-14)
 259 Eric Czerniewski, Montgomery County vs. Cameron, Class 2, Nov. 25, 2005 (34-19)
 256 Michael Greminger, Valle Catholic vs. Penney, Class 1, Nov. 28, 2009 (30-20)

Touchdown Passes

- 5 Judd Naeger, Valle Catholic vs. Wellington-Napoleon, Class 1A, Nov. 24, 1995
 4 Bruce Lilienkamp, Lockwood vs. King City, Class 1A, Nov. 30, 1974
 4 Eric Ramsey, Warsaw vs. South Shelby, Class 2A, Nov. 23, 1990
 4 Adam Hinspeter, Centralia vs. Lawson, Class 2, Nov. 28, 2003
 4 Drew Newhart, Cameron vs. Montgomery County, Class 2, Nov. 25, 2005
 4 Blaine Dalton, Blue Springs South vs. Christian Brothers, Class 6, Nov. 24, 2006
 3 19 times (latest by Blaine Dalton, Blue Springs South vs. Hazelwood Central, Class 6, Nov. 29, 2008)

Longest Pass Completion

- 86 Clint Distler to Conner White, Helias vs. Kearney, Class 4, Nov. 27, 2009 (TD)
 81 Marcus Perry to D.J. Hord, Rockhurst vs. Lindbergh, Class 6, Nov. 29, 2002 (TD)
 80 Mack Kyle to Boo Rodgers, Webb City vs. Helias, Class 4, Nov. 29, 2008 (TD)
 80 Andy Seeger to Jon Kaplan, Parkway Central vs. Jeff. City, Class 5A, Nov. 29, 1997 (TD)
 80 Blake Setzer to Brick Warth, Marionville vs. West Platte, Class 1, Nov. 26, 2005 (TD)
 80 Jake Grubbs to Garrison Edgar, Marionville vs. South Shelby, Class 1, Nov. 25, 2006 (TD)
 79 Stephen Crane to Brad Ansley, Webb City vs. Rock Bridge, Class 4A, Nov. 27, 1992
 79 Edward Pearl to Garry Frisk, Fort Osage vs. Webster Groves, Class 5, Nov. 28, 2009 (TD)
 78 Jeff Walster to Rick Kane, Mount Vernon vs. Country Day, Class 2A, Nov. 25, 1978 (TD)
 78 Marvin McNutt to Kenny Sims, Hazelwood Central vs. DeSmet, Class 6, Nov. 25, 2005 (TD)

RECEIVING

Pass Receptions


- 14 Eric Anderson, Cameron vs. Blair Oaks, Class 2, Nov. 26, 2004 (157 yds.)
 11 Wes Kemp, DeSmet vs. Hazelwood Central, Class 6, Nov. 25, 2005 (246)
 10 Ben Longstreet, Montgomery County vs. Cameron, Class 2, Nov. 25, 2005 (136)
 9 Leroy Pruitt, Blue Springs vs. Parkway Central, Class 5A, Nov. 28, 1992 (208)
 9 Jay Morrison, Warsaw vs. Monroe City, Class 2A, Nov. 25, 1994 (60)
 9 Chris Brooks, Hazelwood East vs. Hickman, Class 6, Nov. 26, 2004 (56)
 9 Eric Guettermann, St. Pius X (Kansas City) vs. Palmyra, Class 2A, Nov. 25, 2000 (153)
 9 Matt Levis, MICDS vs. Harrisonville, Class 3, Nov. 27, 2004 (176)
 9 Darrian Miller, Blue Springs vs. Hazelwood Central, Class 6, Nov. 27, 2009 (24)
 8 done 6 times [Matt Bell, MICDS vs. Harrisonville, Class 3, Nov. 24, 2007 (122)]

Receiving Yards

- 246 Wes Kemp, DeSmet vs. Hazelwood Central, Class 6, Nov. 25, 2005 (11 rec.)
 208 Leroy Pruitt, Blue Springs vs. Parkway Central, Class 5A, Nov. 28, 1992 (9)
 190 Garrison Edgar, Marionville vs. South Shelby, Class 1, Nov. 25, 2006 (7)
 176 Matt Levis, MICDS vs. Harrisonville, Class 3, Nov. 27, 2004 (9) (ot)
 166 Todd Jaros, Platte County vs. Salem, Class 3A, Nov. 24, 2000 (7)
 157 Eric Anderson, Cameron vs. Blair Oaks, Class 2, Nov. 26, 2004 (14)
 154 Cody Boyer, Cameron vs. Montgomery County, Class 2, Nov. 25, 2005 (6)
 153 Eric Guettermann, St. Pius X (Kansas City) vs. Palmyra, Class 2A, Nov. 25, 2000 (9)
 139 Lance Dye, Camdenton vs. Marshall, Class 4A, Nov. 28, 1986 (8)
 136 Ben Longstreet, Montgomery County vs. Cameron, Class 2, Nov. 25, 2005 (10)

Touchdown Receptions

- 3 Percy McBride, Fulton vs. Richmond, Class 3A, Nov. 27, 1971
 3 Leroy Pruitt, Blue Springs vs. Parkway Central, Class 5A, Nov. 28, 1992
 3 Dean Meyer, Valle Catholic vs. Wellington-Napoleon, Class 1A, Nov. 24, 1995
 2 28 times (latest by David Scanlon, Webster Groves vs. Fort Osage, Class 5, Nov. 28, 2009)



DeSmet's Tommy Corwin set a new Show-Me Bowl passing standard in the 2005 Class 6 championship game, tallying 482 passing yards to go with his 3 touchdown passes on 21-of-37 attempts. (Columbia Photo).

PUNTING

Punts

- 11 Kasey Waterman, Blue Springs South vs. Hazelwood East, 5A, Nov. 25, 1995 (425)
 9 Brian Trauterman, Hazelwood East vs. Blue Springs, Class 5A, Nov. 23, 2001 (271)
 8 Tim Dierking, Santa Fe vs. Cass-Midway, Class 1A, Nov. 29, 1996 (267)
 8 Dustin Hayman, Ozark vs. Helias, Class 4A, Nov. 28, 1998 (265)
 8 Gabe Lickteig, St. Pius X (Kansas City) vs. Centralia, Class 2, Nov. 29, 2002 (297)
 8 Lavontase Strickland, Central (NMCo.) vs. Platte County, Class 3A, Nov. 23, 2001 (278)
 8 David Schmid, John Burroughs vs. Lexington, Class 2A, Nov. 29, 1980 (213)
 7 done 16 times [latest by Conor Barker, Webster Groves vs. Fort Osage, Class 5, Nov. 28, 2009 (237), and, Chris Hamilton, Fort Osage vs. Webster Groves, Class 5, Nov. 28, 2009 (254)]

Punting Yards

- 425 Kasey Waterman, Blue Springs S. vs. Hazelwood East, Class 5A, Nov. 25, 1995 (11)
 297 Gabe Lickteig, St. Pius X (Kansas City) vs. Centralia, Class 2, Nov. 29, 2002 (8)
 279 Brian Clayton, Norborne vs. Chaffee, Class 1A, Nov. 26, 1983 (7)
 278 Lavontase Strickland, Central (NM Co.) vs. Platte County, Class 3A, Nov. 23, 2001 (8)
 276 Kevin Jones, Marionville vs. Salisbury, Class 1A, Nov. 28, 1997 (6)
 271 Brian Trauterman, Hazelwood East vs. Blue Springs, Class 5A, Nov. 23, 2001 (9)
 267 Tim Dierking, Santa Fe vs. Cass-Midway, Class 1A, Nov. 29, 1996 (8)
 265 Dustin Hayman, Ozark vs. Helias, Class 4A, Nov. 28, 1998 (8)
 260 Mark Stewart, Springfield Catholic vs. Monroe City, Class 2A, Nov. 29, 1997 (7)
 254 Chris Hamilton, Fort Osage vs. Webster Groves, Class 5, Nov. 28, 2009 (7)

Punting Average (minimum 5 punts)

- 46.00 Kevin Jones, Marionville vs. Salisbury, Class 1A, Nov. 28, 1997 (6 punts, 276 yds.)
 42.80 Andrew Bergeson, Hannibal vs. Webb City, Class 4, Nov. 24, 2006 (5-214)
 41.80 Jordan McCrary, Hayti vs. Adrian, Class 1, Nov. 30, 2002 (5-209)
 41.20 Jamil Thomas, Clayton vs. Webb City, Class 4, Nov. 26, 2004 (5-206)
 40.67 Ryan Cox, Bowling Green vs. Cassville, Class 3, Nov. 28, 2009 (6-244)
 40.40 Mark Paulson, McCluer North vs. Webb City, Class 4A, Nov. 25, 2000 (5-202)
 40.20 Kyle Sharp, Oak Park vs. Hazelwood Central, Class 5A, Nov. 30, 1996 (5-201)
 39.86 Brian Clayton, Norborne vs. Chaffee, Class 1A, Nov. 26, 1983 (7-279)
 39.50 Chad Castleman, Helias vs. Ozark, Class 4A, Nov. 28, 1998 (6-237)
 39.40 Jason Dunsworth, Rockhurst vs. Pattonville, Class 5A, Nov. 24, 2000 (5-197)

Longest Punt

- 69 David Dercher, Rockhurst vs. Hazelwood Central, Class 5A, Nov. 26, 1983
 65 Kyle Sharp, Oak Park vs. Hazelwood Central, Class 5A, Nov. 30, 1996
 64 Daniel Stanley, Webb City vs. McCluer North, Class 4A, Nov. 25, 2000
 62 Brian Clayton, Norborne vs. Chaffee, Class 1A, Nov. 26, 1983
 60 Kasey Waterman, Blue Springs South vs. Hazelwood East, Class 5A, Nov. 24, 1995
 60 Daniel Stanley, Webb City vs. McCluer North, Class 4A, Nov. 25, 2000
 60 Matt McClenahan, Raymore-Peculiar vs. McCluer North, Class 5, Nov. 27, 2004
 59 Jeremy Brooke, Chillicothe vs. St. Francis Borgia, Class 3A, Nov. 25, 1993
 59 Wade Scheidt, California vs. Aurora, Class 3A, Nov. 26, 1999
 58 done 4 times (latest by Leslee Eubank, Orrick vs. Thayer, Class 1, Nov. 28, 2008)

RETURNS

Punt Returns

- 6 Justin Cross, Salisbury vs. Marionville, Class 1A, Nov. 28, 1997
 6 Justin Armontrout, Centralia vs. St. Pius X (Kansas City), Class 2, Nov. 29, 2002
 5 Jason Dulick, St. Louis Univ. High vs. Jefferson City, Class 5A, Nov. 30, 1991
 4 Steve Watson, Webster Groves vs. Center (Kansas City), Nov. 25, 1988
 4 Quincy Roe, Hazelwood East vs. Blue Springs South, Class 5A, Nov. 25, 1995
 4 Lamont White, Monroe City vs. Springfield Catholic, Class 2A, Nov. 29, 1996
 4 Thomas Chatman, Mehlville vs. Rockhurst, Class 5A, Nov. 26, 1999
 4 Curtis Cooper, Blue Springs vs. Hazelwood East, Class 5A, Nov. 23, 2001
 4 Jeff Koons, Rockhurst vs. Lindbergh, Class 6, Nov. 29, 2002

■ Show-Me Bowl Individual Records

Punt Return Yards

- 104 Michael Cole, Webster Groves vs. Fort Osage, Class 5, Nov. 28, 2009 (2)
 101 Sal Belfonte, Rockhurst (Kansas City) vs. Mehlville, Class 6, Nov. 23, 2007 (3)
 95 Derrick Washington, Raymore-Peculiar vs. Kirkwood, Class 5, Nov. 25, 2006 (3 ret.)
 84 Spencer Davis, Hazelwood Central vs. Blue Springs, Class 6, Nov. 27, 2009 (2)
 82 Dereke Tipler, Central (New Madrid Co.) vs. Platte County, Class 3A, Nov. 23, 2001 (3)
 72 Jeff Huff, Cass-Midway vs. Santa Fe, Class 1A, Nov. 29, 1996 (3)
 71 Tommy Saunders, Kearney vs. Eureka, Class 4, Nov. 29, 2002 (3)
 69 Brian Weis, Duchesne vs. Maryville, Class 3A, Nov. 27, 1982 (4)

Longest Punt Return

- 76 Spencer Davis, Hazelwood Central vs. Blue Springs, Class 6, Nov. 27, 2009 (TD)
 70 Sal Belfonte, Rockhurst (Kansas City) vs. Mehlville, Class 6, Nov. 23, 2007 (TD)
 68 Derrick Washington, Raymore-Peculiar vs. Kirkwood, Class 5, Nov. 25, 2006 (TD)
 64 Dereke Tipler, Central (New Madrid Co.) vs. Platte Co., Class 3A, Nov. 23, 2001 (TD)
 64 Jeff Huff, Cass-Midway vs. Santa Fe, Class 1A, Nov. 29, 1996 (TD)
 63 Michael Cole, Webster Groves vs. Fort Osage, Class 5, Nov. 28, 2009
 57 Jeremy Rahman, Hazelwood Central vs. DeSmet, Class 6, Nov. 25, 2005
 57 Tommy Saunders, Kearney vs. Eureka, Class 4, Nov. 29, 2002 (TD)
 52 Scott Guilkey, Lawson vs. Centralia, Class 2, Nov. 28, 2003
 50 Alex Joannes, Blair Oaks vs. Cameron, Class 2, Nov. 26, 2004

(list does not include blocked punt returns)

Kickoff Returns

- 6 Philip Blair, Mehlville vs. Rockhurst (Kansas City), Class 6, Nov. 23, 2007
 5 Maurice Tillman, Plattsburg vs. John Burroughs, Nov. 30, 1985
 5 Leroy Pruitt, Blue Springs vs. Parkway Central, Class 5A, Nov. 28, 1992
 5 Chris Daugaard, Camdenton vs. Excelsior Springs, Class 4A, Nov. 29, 1996
 5 Gabe Meadows, Ozark vs. Helias, Class 4A, Nov. 28, 1998
 5 Brett Anderson, Washington vs. Webb City, Class 4A, Nov. 24, 2001
 5 Matt Angell, Owensville vs. Harrisonville, Class 3, Nov. 25, 2006
 5 Connor Sullivan, MICDS vs. Harrisonville, Class 3, Nov. 24, 2007
 4 done 14 times (latest by Keeston Terry, Blue Springs vs. Hazelwood Central, Class 6, Nov. 27, 2009)

Kickoff Return Yards

- 163 Matt Angell, Owensville vs. Harrisonville, Class 3, Nov. 25, 2006 (5 ret.)
 129 Leroy Pruitt, Blue Springs vs. Parkway Central, Class 5A, Nov. 28, 1992 (5)
 129 Gabe Meadows, Ozark vs. Helias, Class 4A, Nov. 28, 1998 (5)
 124 Craig Phillips, Lee's Summit vs. Hazelwood Central, Class 5A, Nov. 30, 1985 (4)
 116 Pat Brown, Hazelwood Central vs. Rockhurst, Class 4A, Nov. 28, 1981 (3)

Longest Kickoff Return

- 96 Matt Angell, Owensville vs. Harrisonville, Class 3, Nov. 25, 2006 (TD)
 95 Pat Brown, Hazelwood Central vs. Rockhurst, Class 4A, Nov. 28, 1981 (TD)
 92 Kris Saathoff, Adrian vs. Hayti, Class 1, Nov. 30, 2002 (TD)
 91 David Poolman, Platte Co. vs. Central (New Madrid Co.), Class 3A, Nov. 23, 2001 (TD)
 87 Rick Kane, Mount Vernon vs. Country Day (St. Louis), Class 2A, Nov. 25, 1978 (TD)
 85 Bill Ziegler, St. Louis Univ. High vs. Center (Kansas City), Class 4A, Nov. 28, 1970 (TD)
 81 Erroll Patterson, St. Louis Univ. High vs. Center (KC), Class 4A, Nov. 28, 1970 (TD)
 80 Gabe Meadows, Ozark vs. Helias, Class 4A, Nov. 28, 1998
 77 Sal Belfonte, Rockhurst vs. Mehlville, Class 6, Nov. 23, 2007
 73 Jeremy Keller, Milan vs. Valle Catholic, Class 1A, Nov. 26, 1993

DEFENSE

Interceptions

- 3 Ted Hoog, Valle Catholic vs. Rock Port, Class 1A, Nov. 23, 1990
 3 Neal Thompson, Ste. Genevieve vs. Bolivar, Class 3A, Nov. 27, 1992
 3 Dan Rellergert, St. Vincent vs. East Buchanan, Class 1, Nov. 27, 2004
 3 Luke O'Laughlin, South Shelby vs. Marionville, Class 1, Nov. 25, 2006
 2 done 27 times (latest by last by Keagan Prather, Penney vs. Valle Catholic, Class 1, Nov. 28, 2009)

Interception Return Yards

- 100 Darrell Brooks, Lexington vs. John Burroughs, Class 2A, Nov. 29, 1980 (1 int.)
 99 Joey Semsch, Cass-Midway vs. Gallatin, Class 1A, Nov. 27, 1982 (2)
 88 Kevin Gilgour, Chillicothe vs. Herculaneum, Class 3A, Nov. 29, 1991 (1)
 83 Tommy Saunders, Kearney vs. Ladue, Class 4, Nov. 28, 2003 (1)
 82 Ted Hoog, Valle Catholic vs. Rock Port, Class 1A, Nov. 23, 1990 (3)

Longest Interception Return

- 100 Darrell Brooks, Lexington vs. John Burroughs, Class 2A, Nov. 29, 1980 (TD)
 88 Kevin Gilgour, Chillicothe vs. Herculaneum, Class 3A, Nov. 29, 1991 (TD)
 83 Tommy Saunders, Kearney vs. Ladue Horton Watkins, Class 4, Nov. 28, 2003 (TD)
 82 Ted Hoog, Valle Catholic vs. Rock Port, Class 1A, Nov. 23, 1990 (TD)
 67 Lloyd Flowers, Sumner vs. Rockhurst, Class 5A, Nov. 27, 1982 (TD)
 66 Trevor Dixon, Penney vs. Valle Catholic, Class 1, Nov. 28, 2009 (TD)
 59 Steve Weinhold, Union vs. Parkway (Joplin), Class 4A, Nov. 26, 1983
 58 Joey Semsch, Cass-Midway vs. Gallatin, Class 1A, Nov. 27, 1982 (TD)
 55 done 3 times (latest by Chris Smith, Cassville vs. Bowling Green, Class 3, Nov. 28, 2009)

Interception Returns for Touchdown

- 2 Joey Semsch, Cass-Midway vs. Gallatin, Class 1A, Nov. 27, 1982

Fumble Recoveries

- 2 Dennis Kellenbe, Hardin-Central vs. Jasper, Class 1A, Nov. 24, 1979
 2 Doug Haasberger, Parkwood (Joplin) vs. Union, Class 4A, Nov. 26, 1983
 2 Guy King, Lexington vs. Berkeley, Class 3A, Nov. 24, 1984
 2 Eric Scrivner, California vs. MICDS, Class 3A, Nov. 28, 1997
 2 Tien Chusak, John Burroughs vs. Warsaw, Class 2A, Nov. 24, 2001
 2 Kyle Henke, Blair Oaks vs. Hogan Prep, Class 2, Nov. 24, 2006
 2 Logan Pettz, Lawson vs. Blair Oaks, Class 2, Nov. 23, 2007

Longest Fumble Return

- 63 Ted Stahl, Washington vs. Helias, Class 3A, Dec. 1, 1973 (TD)
 57 Kary Weisman, West Platte vs. Priory, Class 2A, Dec. 1, 1973 (TD)
 55 Mark Montgomery, Hazelwood Central vs. Jefferson City, Class 4A, Nov. 25, 1978 (TD)
 55 Michael Young, Hazelwood East vs. Blue Springs South, Class 5A, Nov. 24, 1995 (TD)
 55 Brett Burchett, Cass-Midway vs. Santa Fe, Class 1A, Nov. 29, 1996 (TD)
 52 Dominic Nixon, Hazelwood East vs. Raytown South, Class 5, Nov. 28, 2008 (TD)
 51 George Briggs, McCluer vs. Oak Park, Class 4A, Nov. 30, 1968 (TD)

Longest Blocked Punt Return

- 42 Steve Ginnings, Camdenton vs. Affton, Class 4, Nov. 25, 2005 (TD)
 41 Steve Youngblood, Lutheran North vs. Chillicothe, Class 3A, Nov. 26, 1988 (TD)
 34 David Carpenter, Hardin-Central vs. Greenwood, Class 1A, Nov. 29, 1980 (TD)
 (blocked punt returns officially recorded as punt return yards)

Sacks

- 3.5 Darius Witherspoon, Blue Springs vs. Hazelwood East, Class 5A, Nov. 23, 2001
 3 Brandon Vogler, Camdenton vs. Helias, Class 4A, Nov. 27, 1999
 3 Aaron Cawfield, Hickman vs. Hazelwood East, Class 6, Nov. 26, 2004
 3 Billy Beyer, Blue Springs vs. Hazelwood East, Class 5A, Nov. 23, 2001
 3 Rodney Kelly, Lee's Summit West vs. Parkway Central, Class 4, Nov. 23, 2007
 2.5 Andy Martinez, Webb City vs. North County, Class 4A, Nov. 28, 1997
 2.5 Jacki Underwood, North County vs. Webb City, Class 4A, Nov. 28, 1997
 2.5 Bruce Ringwood, Blue Springs vs. Hazelwood East, Class 5A, Nov. 23, 2001
 2.5 Roth Mallen, Cameron vs. Montgomery County, Class 2, Nov. 25, 2005
 2 done 18 times (latest by Austin Lepper, Webb City vs. Helias, Class 4, Nov. 29, 2008)

Total Tackles

- 22 Kyle Knighton, West Platte vs. Lockwood, Class 1A, Nov. 23, 2001
 20 Jon Oylar, Blue Springs South vs. Hazelwood East, Class 5A, Nov. 24, 1995
 19 Randy Sally, Country Day (St. Louis) vs. Pembroke Hill, Class 3A, Nov. 30, 1985
 19 Kevin Crane, Webb City vs. Sumner, Class 4A, Nov. 24, 1989
 19 Marc Wade, St. Francis Borgia vs. Chillicothe, Class 3A, Nov. 25, 1993
 19 Clayton Dunkle, Tarkio vs. Miller, Class 1A, Nov. 25, 1994
 18 Scott Camby, Lee's Summit vs. Hazelwood Central, Class 5A, Nov. 30, 1985
 18 Jeff Summers, Lee's Summit vs. Hazelwood Central, Class 5A, Nov. 30, 1985
 17 done 4 times (latest by Chase Verdoorn, Platte County vs. Salem, Class 3A, Nov. 24, 2000)



Lexington's Guy King recovered this Berkeley fumble in the 1984 Class 3A Show-Me Bowl at Arrowhead Stadium -- one of his two recoveries in the contest. (photo by Joe Ledford).

SHOW-ME BOWL CAREER SCORING

Player	School	Years	Points
Derrick Washington	Raymore-Peculiar	2004, 05, 06	74
Ollie Siebert	Valle Catholic	1988, 89	38
Lee Flood	Marionville	2005, 06	35
Garry Burchett	Cass-Midway	1969, 70	32
Kris Saathof	Adrian	2002	29
Joey Semsch	Cass-Midway	1982	28
Dan Kneeshaw	Branson	1989	26
Kyle Black	Sumner	1990, 91	26
Dean Meyer	Valle Catholic	1995	26

■ Show-Me Bowl Individual Superlatives

100-Yards Rushers

	1968
1A 178,	George Boyer, Princeton vs. Cass-Midway, 22 att.
3A 103,	Allen Frentzel, Perryville vs. Marshall, 27 att.
4A 158,	Jerry Evans, Oak Park vs. McCluer, 37 att.
	1969
2A 116,	Chuck Link, Aurora vs. Malden, 26 att.
	1970
1A 127,	Garry Burchett, Cass-Midway vs. Rock Port, 27 att.
2A 151,	Greg Morton, South Shelby vs. Harrisonville, 15 att.
103,	Mike Lorey, South Shelby vs. Harrisonville, 19 att.
3A 124,	Mark Putnam, Chillicothe vs. Dexter, 23 att.
4A 150,	Bill Ziegler, St. Louis Univ. High vs. Center (KC), 15 att.
	1971
1A 136,	David Laur, Tarkio vs. Greenwood, 24 att.
2A 260,	Mike Arnold, Monett vs. South Shelby, 18 att.
3A 196,	Blaine Henningsen, Richmond vs. Fulton, 19 att.
4A 140,	Joel Patrick, Beaumont vs. Rockhurst, 14 att.
	1972
2A 107,	John Luteran, St. Mary's (Indep.) vs. MICDS, 13 att.
	1973
1A 153,	Robert Vanskike, North Shelby vs. Drexel, 14 att.
105,	Joe Fink, North Shelby vs. Drexel, 23 att.
2A 226,	Jim Meranda, Priory vs. West Platte, 32 att.
175,	John Morrissey, Priory vs. West Platte, 11 att.
3A 117,	Ron Adrian, Helias vs. Washington, 17 att.
	1974
2A 104,	Gary Forrest, MICDS vs. Pleasant Hill, 22 att.
3A 135,	Mark Thomas, Boonville vs. Washington, 15 att.
4A 119,	Gerry Ellis, Hickman vs. Sumner, 11 att.
	1976
3A 165,	Don Reppond, Memorial (Joplin) vs. Sullivan, 27 att.
	1977
1A 112,	Joe Reeves, Greenfield vs. King City
2A 122,	Tom Fowler, Louisiana vs. Monett, 25 att.
	1978
3A 209,	David Macoumbie, Chillicothe vs. Washington, 37 att.
166,	Mark Fitchett, Chillicothe vs. Washington, 11 att.
4A 194,	George Shorthose, Jeff. City vs. Hazelwood Cent., 22 att.
119,	Reggie Jankowski, Jeff. City vs. Hazelwood Cent., 24 att.
	1979
1A 135,	Alan Wormington, Jasper vs. Hardin-Central, 13 att.
2A 108,	Kevin Smith, Marceline vs. Plattsburg, 19 att.
103,	Buddy Niemeier, Marceline vs. Plattsburg, 18 att.
4A 128,	George Shorthose, Jeff. City vs. Webster Groves, 23 att.
	1980
3A 133,	Mike Brown, O'Hara vs. Caruthersville, 20 att.
	1981
1A 120,	Glenn Adams, Greenwood vs. Gallatin, 21 att.
3A 176,	Thomas Rooks, Lutheran North vs. Marshall, 35 att.
4A 141,	Paul Migliazzo, Rockhurst vs. Hazelwood Central, 13 att.
107,	Brian Farley, Rockhurst vs. Hazelwood Central, 21 att.
	1982
2A 267,	Erich Bauman, Valle vs. Mt. Vernon, 26 att.
5A 105,	Lorenzo McClure, Sumner vs. Rockhurst, 17 att.
	1983
1A 145,	Garry McLard, Chaffee vs. Norborne, 34 att.
2A 126,	Erich Bauman, Valle vs. Seneca, 24 att.
4A 137,	Shaun Huff, Parkwood vs. Union, 26 att.
5A 127,	Tony Van Zant, Hazelwood Central vs. Rockhurst, 26 att.
	1984
3A 121,	Scottie Gordon, Lexington vs. Berkeley, 8 att.
4A 108,	Craig Lammers, Helias vs. Parkwood, 24 att.
5A 113,	Steve Samson, Jefferson City vs. Sumner, 19 att.
	1985
2A 192,	Bryan Keys, John Burroughs vs. Plattsburg, 36 att.
3A 134,	Mike Mayweather, MICDS vs. Pembroke Hill, 15 att.
145,	Matt Woods, Pembroke Hill vs. MICDS, 26 att.
4A 195,	Kevin Fender, Chillicothe vs. Center (KC), 21 att.
114,	Brian Wietham, Center vs. Chillicothe, 17 att.
5A 193,	Tony VanZant, Hazelwood Cent. vs. Lee's Summit, 30 att.
	1986
1A 152,	Mike Moore, Marceline vs. Greenwood, 38 att.
2A 176,	Shannon Crouch, Seneca vs. Louisiana, 27 att.
3A 105,	Kevin Jenkins, Oak Grove vs. MICDS, 14 att.
4A 208,	Charles Quint, Marshall vs. Camdenton, 35 att.
5A 104,	Merle Gardner, Rockhurst vs. Hazelwood Central, 28 att.
122,	Chavis Ferguson, Hazelwood Cent. vs. Rockhurst, 18 att.
	1987
1A 158,	David Warren, Hardin-Central vs. Adrian, 30 att.
155,	Dave Wolford, Adrian vs. Hardin-Central, 20 att.
2A 159,	Shannon Crouch, Seneca vs. Brentwood, 31 att.

3A 101,	Tony Jeffery, Berkeley vs. Branson, 10 att.
4A 128,	Rod Brownell, Camdenton vs. Sumner, 26 att.
5A 104,	Kenyon Rasheed, Rockhurst vs. Hazelwood C., 21 att.
	1988
1A 121,	Ollie Siebert, Valle vs. Rock Port, 25 att.
2A 232,	Chris Brooks, Lexington vs. John Burroughs, 34 att.
4A 111,	Boyce Evans, Center vs. Webster Groves, 21 att.
	1989
1A 213,	Ollie Siebert, Valle vs. Marceline, 17 att.
2A 177,	Bob Cranston, John Burroughs vs. Putnam Co., 35 att.
3A 254,	Dan Kneeshaw, Branson vs. Lutheran North, 46 att.
133,	Chuck Calhoun, Lutheran North vs. Branson, 17 att.
4A 100,	Kevin Crane, Webb City vs. Sumner, 12 att.
5A 107,	Terrell Fletcher, Hazelwood East vs. Rockhurst, 18 att.
	1990
1A 103,	Clint Thomas, Rock Port vs. Valle, 10 att.
184,	Todd Schwent, Valle vs. Rock Port, 24 att.
2A 123,	Jonathan Gott, Warsaw vs. South Shelby, 13 att.
3A 205,	William Tolen, Lutheran North vs. Oak Grove, 29 att.
4A 200,	Darris Pierce, Sumner vs. Webb City, 22 att.
132,	David Neal, Sumner vs. Webb City, 22 att.
5A 149,	Malcolm Benson, Jefferson City vs. McCluer, 16 att.
	1991
1A 159,	Steve Wolk, Valle vs. Tarkio, 31 att.
170,	Eric Levings, Tarkio vs. Valle, 16 att.
2A 115,	Greg Smith, John Burroughs vs. Pembroke Hill, 27 att.
3A 158,	Scott Croom, Herculaneum vs. Chillicothe, 27 att.
4A 165,	Darris Pierce, Sumner vs. Benton, 14 att.
5A 123,	Eric Galbreath, Jefferson City vs. SLUH, 23 att.
	1992
1A 111,	Shawn McBee, Hardin-Central vs. Valle, 18 att.
2A 147,	Greg Smith, John Burroughs vs. Plattsburg, 30 att.
138,	Mario Thillman, Plattsburg vs. John Burroughs, 15 att.
101,	Aaron Zwickler, John Burroughs vs. Plattsburg, 7 att.
3A 152,	Jason Boyer, Ste. Genevieve vs. Bolivar, 26 att.
	1993
2A 108,	Andy Nolte, Warsaw vs. Lutheran North, 21 att.
3A 121,	Brock Olivo, St. Francis Borgia vs. Chillicothe 19 att.
110,	David Booth, Chillicothe vs. St. Francis Borgia, 28 att.
4A 113,	Stephen Crane, Webb City vs. Rock Bridge, 18 att.
5A 111,	Ivan Benson, Jefferson City vs. McCluer North, 11 att.
	1994
1A 122,	Dan Goodman, Miller vs. Tarkio 26 att.
3A 104,	Keith Smith, Odessa vs. Knob Noster 14 att.
4A 129,	Glen Brunke, Jackson vs. Excelsior Springs 14 att.
	1995
2A 135,	Jeremy Gore, Lexington vs. John Burroughs, 25 att.
3A 213,	Brandon Neal, Seneca vs. Herculaneum, 35 att.
5A 239,	Ricardo Rhodes, Hazelwood E. vs. Blue Spgs S., 26 att.
	1996
1A 116,	Josh Gorsage, Cass-Midway vs. Santa Fe, 12 att.
2A 163,	Rich Comstock, Monroe City vs. Spfld. Catholic, 32 att.
3A 146,	Johnathan Reese, MICDS vs. Maryville, 15 att.
141,	Matt Digiulio, MICDS vs. Maryville, 16 att.
	1997
1A 116,	Wes Murphy, Marionville vs. Salisbury, 5 att.
4A 244,	Josh Chapman, Webb City vs. North County, 21 att.
5A 189,	Ryan Reed, Jefferson City vs. Parkway Central, 24 att.
129,	Clarence Jones, Parkway Cent. vs. Jefferson City, 19 att.
	1998
1A 137,	Bryan Meyer, St. Vincent vs. North Platte, 20 att.
2A 101,	Seth Studer, Monroe City vs. St. Pius X (KC), 22 att.
3A 217,	Brandon Perry, Boonville vs. California, 27 att.
143,	Brian Wood, California vs. Boonville, 10 att.
4A 119,	Matt Schmitz, Helias vs. Ozark, 11 att.
5A 167,	Ryan Griffin, Jefferson City vs. Riverview Gardens, 17 att.
160,	Damien Nash, Riverview Gardens vs. Jeff. City, 24 att.
153,	Christian Morton, Riverview Gardens vs. Jeff. City, 14 att.
	1999
1A 102,	Andrew Diehl, Rich Hill vs. Santa Fe, 20 att.
2A 146,	Nick Zicarelli, St. Pius X (KC) vs. Lutheran North, 26 att.
3A 111,	Dustin Mooneyham, Aurora vs. California, 15 att.
108,	Kevin McVey, Aurora vs. California, 5 att.
4A 114,	Joe Prenger, Helias vs. Camdenton, 22 att.
5A 145,	Norman Weaver, Mehville vs. Rockhurst, 15 att.
	2000
1A 149,	Booby Boothe, Santa Fe vs. St. Vincent, 26 att.
2A 135,	Frank O'Rourke, St. Pius X (KC) vs. Palmyra, 16 att.
4A 137,	Chris Taylor, Webb City vs. McCluer North, 16 att.
120,	Nathan Copher, Webb City vs. McCluer North, 16 att.
5A 115,	Geoff Brown, Rockhurst vs. Pattonville, 14 att.

	2001
2A 153,	A.J. Eads, John Burroughs vs. Warsaw, 16 att.
129,	Ryan Boyer, Warsaw vs. John Burroughs, 16 att.
105,	Jerald Wallut, Warsaw vs. John Burroughs, 19 att.
3A 162,	Zach Sherman, Platte Co. vs. Central (Nw Mad Co), 37 att.
4A 125,	Ryan DeMoss, Webb City vs. Washington, 19 att.
	2002
1 107,	Kris Saathoff, Adrian vs. Hayti, 26 att.
2 119,	Willie Chasmore, St. Pius X (KC) vs. Centralia, 21 att.
3 197,	Matt Prout, Platte County vs. Salem, 19 att.
117,	Joe Harris, Salem vs. Platte County, 25 att.
108,	Aaron Bernard, Platte County vs. Salem, 11 att.
4 142,	Darnell Terrell, Eureka vs. Kearney, 18 att.
5 128,	Darrell Jackson, Webster Groves vs. Ray-Pec, 30 att.
6 143,	Tony Temple, Rockhurst vs. Lindbergh, 20 att.
	2003
1 177,	Nick Smart, Marionville vs. Princeton, 28 att.
3 175,	Zach Wood, Harrisonville vs. Ste. Genevieve, 14 att.
159,	Reuben Hartzler, Harrisonville vs. Ste. Genevieve, 15 att.
4 137,	James Short, Kearney vs. Ladue Horton Watkins, 12 att.
5 107,	Damien Collins, Park Hill vs. Webster Groves, 9 att.
103,	Thomas Ecklund, Park Hill vs. Webster Groves, 12 att.
6 183,	Cameron Harms, Blue Spgs. vs. Hazelwood Cent., 10 att.
	2004
1 105,	Waylon Richardet, St. Vincent vs. East Buchanan, 17 att.
103,	Dustin Winkler, St. Vincent vs. East Buchanan, 19 att.
2 176,	Derek Verslues, Blair Oaks vs. Cameron, 17 att.
3 122,	Reuben Hartzler, Harrisonville vs. MICDS, 20 att. (2ot)
121,	Tyson Travis, Harrisonville vs. MICDS, 18 att. (2ot)
4 217,	Andrew Stanley, Webb City vs. Clayton, 23 att. (ot)
	2005
1 261,	Lee Flood, Marionville vs. West Platte, 47 att.
3 110,	Jesse Larcom, Harrisonville vs. MICDS, 9 att.
101,	Jason Thomas, Harrisonville vs. MICDS, 17 att.
5 166,	Thomas Hodges, Raymore-Pec. vs. McCluer N., 18 att.
6 118,	Munir Prince, DeSmet vs. Hazelwood Central, 17 att.
	2006
1 232,	Ethan Harris, South Shelby vs. Marionville, 40 att.
2 148,	Devin Ray, Hogan Prep vs. Blair Oaks, 19 att.
5 174,	Derrick Washington, Raymore-Pec. vs. Kirkwood, 33 att.
111,	Marcus Harris, Kirkwood vs. Raymore-Peculiar, 18 att.
	2007
1 211,	Taylor Eubank, Orrick vs. Thayer, 24 att.
3 150,	Derek Naida, Harrisonville vs. MICDS, 12 att.
3 148,	Sean Ransburg, Harrisonville vs. MICDS, 21 att.
4 126,	Matt Holt, Lee's Summit West, 13 att.
5 204,	L.J. Fort, Waynesville vs. Belton, 30 att.
6 174,	Drew Temple, Rockhurst vs. Mehville, 15 att.
	2008
1 100,	Logan Eubank, Orrick vs. Thayer, 24 att.
2 186,	Adam Mattson, Maryville vs. Clark County, 21 att.
2 121,	Javis Vineyard, Clark County vs. Maryville, 23 att.
3 108,	Jon Haney, Cassville vs. Cardinal Ritter, 19 att.
4 110,	Mack Kyle, Webb City, 20 att.
	2009
2 129,	Gavin Talmadge, Maryville vs. Brentwood, 18 att.
3 131,	Trevor Tanner, Cassville vs. Bowling Green, 22 att.
3 123,	Joseph Gouvion, Cassville vs. Bowling Green, 17 att.
6 181,	Darrian Miller, Blue Springs vs. Hazelwood Central, 36 att.
4 138,	Tra Brown, Hazelwood Central vs. Blue Springs, 10 att.
	<i>(Bold indicates 200-yard performances)</i>
	200-Yards Passers
	1970
4A 281,	Dan Felhour, Center (KC) vs. St. Louis U. High (30-11-2)
	1978
4A 200,	Bill Hance, Hazelwood Central vs. Jefferson City
	1981
4A 217,	Kyle Reid, Hazelwood Central vs. Rockhurst (27-13-3)
	1982
1A 221,	Paul Young, Cass-Midway vs. Gallatin (24-12-2)
	1990
2A 202,	Eric Ramsey, Warsaw vs. South Shelby (13-7-0)
	1992
5A 353,	Nate Minnis, Blue Springs vs. Parkway Cent. (36-19-1)
243,	Isaac Byrd, Parkway Central vs. Blue Springs (22-16-1)
	1996
5A 259,	Jim Mitchell, Hazelwood Central vs. Oak Park (25-14-1)
	1997
4A 238,	Jerome McDowell, North Co. vs. Webb City (21-12-2)
	1998
5A 211,	Christian Morton, Riverview Gard. vs. Jeff City (18-10-0)

■ Show-Me Bowl Individual Superlatives

2000	
2A 209,	Nick Labruzzo, St. Pius X (KC) vs. Palmyra (20-16-0)
3A 244,	Brandon Gutshall, Platte County vs. Salem (23-13-2)
2002	
5 245,	Darrell Jackson, Webster Groves vs. Raymore-Peculiar (23-12-0)
219,	Derek Rasmussen, Raymore-Peculiar vs. Webster Groves (28-15-4)
2003	
2 249,	Adam Hinspeter, Centralia vs. Lawson (33-20-0)
5 206,	Darrell Jackson, Webster Groves vs. Park Hill (28-15-1)
2004	
2 327,	Drew Newhart, Cameron vs. Blair Oaks (39-28-1)
3 219,	Andrew Grumme, MICDS vs. Harrisonville (27-15-0)
2005	
2 354,	Drew Newhart, Cameron vs. Montgomery Co. (23-19-1)
259,	Eric Czerniewski, Montgomery Co. vs. Cameron (34-19-0)
5 249,	Ben Hendrix, McCluer North vs. Raymore-Peculiar (27-15-0)
6 482,	Tommy Corwin, DeSmet vs. Hazelwood Central (37-21-0)
313,	Marvin McNutt, Hazelwood Central vs. DeSmet (35-15-0)
2008	
4 214,	Mack Kyle, Webb City vs. Helias (7-10-1)
5 287,	Eric Brown, Hazelwood East vs. Raytown South (12-22-0)
5 250,	Dennis Tanner, Raytown South vs. Hazelwood East (12-32-1)
6 226,	Blaine Dalton, Blue Springs South vs. Hazelwood Central (16-30-2)
2009	
4 226,	Clint Distler, Helias vs. Kearney (17-31-3)
5 236,	Edward Pearl, Fort Osage vs. Webster Groves (8-26-1)
5 208,	Derrick Dilworth, Webster Groves vs. Fort Osage (13-20-0)

*(att-comp-int) listed after each performance.
(Bold indicates 300-yard performances)*

100-Yard Receivers

1980	
2A 100,	Greg Avioli, John Burroughs vs. Lexington, 4 rec.
1981	
4A 114,	John Tigges, Hazelwood Central vs. Rockhurst, 5 rec.
1982	
1A 119,	Joel Akasamit, Cass-Midway vs. Gallatin, 7 rec.
1983	
4A 104,	Jody Hunt, Parkwood vs. Union, 4 rec.
1986	
2A 104,	John Cox, Louisiana vs. Seneca, 5 rec.
4A 139,	Lance Dye, Camdenton vs. Marshall, 8 rec.
1988	
3A 108,	Steve Stillwell, Chillicothe vs. Lutheran North, 5 rec.
1990	
1A 108,	Andy Roth, Valle vs. Rock Port, 2 rec.
1991	
5A 112,	Jason Dulick, St. Louis Univ. vs. Jefferson City, 7 rec.
1992	
5A 208,	Leroy Pruitt, Blue Springs vs. Parkway Central, 9 rec.

1996	
5A 108,	Nicholas Payne, Hazelwood Central vs. Oak Park, 5 rec.
1997	
3A 105,	John Delfino, MICDS vs. California, 2 rec.
4A 109,	Dan Dodson, North County vs. Webb City, 5 rec.
1998	
1A 106,	Jake Denny, North Platte vs. St. Vincent, 7 rec.
2000	
2A 153,	Eric Guettermann, St. Pius X (KC) vs. Palmyra, 9 rec.
3A 166,	Todd Jaros, Platte County vs. Salem, 7 rec.
2001	
5A 101,	Curtis Cooper, Blue Springs vs. Rockhurst, 3 rec.
2002	
5 103,	Jesse Neely, Webster Groves vs. Raymore-Pec., 4 rec.
2003	
2 107,	Josh Adams, Centralia vs. Lawson, 5 rec.
2004	
2 157,	Eric Anderson, Cameron vs. Blair Oaks, 14 rec.
3 176,	Matt Levis, MICDS vs. Harrisonville, 9 rec. (2ot)
6 106,	Ryan Nesbitt, Hickman vs. Hazelwood East, 3 rec.
2005	
1 133,	Brick Warth, Marionville vs. West Platte, 6 rec.
2 154,	Cody Boyer, Cameron vs. Montgomery County, 6 rec.
136,	Ben Longstreet, Montgomery Co. vs. Cameron, 10 rec.
4 102,	Forrest Shock, Camdenton vs. Affton, 6 rec.
5 115,	Derrick Washington, Ray-Pec vs. McCluer North, 5 rec.
6 246,	Wes Kemp, DeSmet vs. Hazelwood Central, 11 rec.
114,	Kenny Sims, Hazelwood Central vs. DeSmet, 4 rec.
2006	
1 190,	Garrison Edgar, Marionville vs. South Shelby, 7 rec.
2 125,	Justin Eiken, Blair Oaks vs. Hogan Prep, 3 rec.
3 124,	Matt Angell, Owensville vs. Harrisonville, 2 rec.
2007	
3 122,	Matt Bell, MICDS vs. Harrisonville, 8 rec.
4 107,	Aaron Rollin, Lee's Summit West vs. Parkway Central, 3 rec.
4 100,	Vinnie Defeo, Lee's Summit West vs. Parkway Central, 5 rec.
2008	
2 129,	Lance Schneider, Thayer vs. Orrick, 6 rec.
5 124,	Tarrel Downing, Hazelwood East vs. Raytown South, 3 rec.
2009	
3 112,	Travis Northern, Cassville vs. Bowling Green, 3 rec.
4 110,	Conner White, Helias vs. Kearney, 4 rec.
5 126,	Kamryn Tillmon, Fort Osage vs. Webster Groves, 5 rec.
5 100,	Garry Frisk, Fort Osage vs. Webster Groves, 2 rec.

(Bold indicates 200-yard performances)

MSHSAA Show-Me Bowl Top 20 Rushing Performances

267	Erich Bauman, Valle Catholic vs. Mount Vernon, Class 2A, Nov. 27, 1982 (26 att.)
261	Lee Flood, Marionville vs. West Platte, Class 1, Nov. 26, 2005 (47 att.)
260	Mike Arnold, Monett vs. South Shelby, Class 2A, Nov. 27, 1971 (18 att.)
254	Dan Kneeshaw, Branson vs. Lutheran North, Class 3A, Nov. 24, 1989, (46 att.)
244	Josh Chapman, Webb City vs. North County, Class 4A, Nov. 28, 1997 (21 att.)
239	Ricardo Rhodes, Hazelwood East vs. Blue Springs South, Class 5A, Nov. 24, 1995 (26 att.)
232	Chris Brooks, Lexington vs. John Burroughs, Class 2A, Nov. 26, 1988 (34 att.)
232	Ethan Harris, South Shelby vs. Marionville, Class 1, Nov. 25, 2006 (40 att.)
226	Jim Meranda, Priory vs. West Platte, Class 2A, Dec. 1, 1973 (32 att.)
217	Brandon Perry, Boonville vs. California, Class 3A, Nov. 27, 1998 (27 att.)
217	Andrew Stanley, Webb City vs. Clayton, Class 4, Nov. 26, 2004 (23 att.) (ot)
213	Ollie Seibert, Valle Catholic vs. Marceline, Class 1A, Nov. 24, 1989 (17 att.)
213	Brandon Neal, Seneca vs. Herculaneum, Class 3A, Nov. 24, 1995 (35 att.)
211	Taylor Eubank, Orrick vs. Thayer, Class 1, Nov. 24, 2007 (24 att.)
209	David Macoumbie, Chillicothe vs. Washington, Class 3A, Nov. 25, 1978 (37 att.)
208	Charles Quint, Marshall vs. Camdenton, Class 4A, Nov. 28, 1986 (35 att.)
205	William Tolen, Lutheran North vs. Oak Grove, Class 3A, Nov. 23, 1990 (29 att.)
204	L.J. Fort, Waynesville vs. Belton, Class 5, Nov. 24, 2007 (30 att.)
200	Darris Pierce, Sumner vs. Webb City, Class 4A, Nov. 23, 1990 (22 att.)
197	Matt Prout, Platte County vs. Salem, Class 3, Nov. 30, 2002 (19 att.)

MSHSAA Team Playoff Superlatives

Most MSHSAA Football Titles

10,	Jefferson City.....	1976, 77, 78, 84, 88, 90, 91, 93, 94, 97
9,	Valle Catholic.....	1981*, 82, 83, 88, 89, 90, 91, 92, 95
8,	John Burroughs.....	1975, 80, 85, 89, 91, 92, 95*, 2001
8,	Rockhurst.....	1971, 81, 83, 86, 87, 2000, 03, 07
8,	Webb City.....	1989, 92, 93, 97, 2000, 01, 06, 08
6,	Midway.....	1969, 70, 76, 78, 82, 96
5,	seven schools tied.....	

() Co-champions*

Consecutive Titles

5,	Valle Catholic.....	1988-92 (Class 1A)
3,	Jefferson City.....	1976-78 (Class 4A)
3,	Lutheran North.....	1988-90 (Class 3A)
3,	Platte County.....	2000-02 (Class 3A/Class 3)
3,	Valle Catholic.....	1981-83 (Class 2A)
3,	Raymore-Peculiar.....	2004-06 (Class 5)

Most Runner-up Finishes

9,	Hazelwood Central.....	1977, 78, 80, 81, 83, 86, 87, 2003, 05
5,	McCluer North.....	1988, 93, 2000, 04, 05
5,	Rockhurst.....	1969, 73, 82, 89, 99
5,	Sumner.....	1974, 76, 84, 87, 89
4,	Seneca.....	1968, 75, 83, 86

Most Show-Me Bowl Appearances

15,	Hazelwood Central.....	5-9-1
13,	Rockhurst.....	8-5
12,	Jefferson City.....	10-2
10,	John Burroughs.....	6-2-2
11,	Valle Catholic.....	8-2-1
10,	Webb City.....	8-2
9,	Sumner.....	4-5

Most Semifinal Appearances (thru 2009)

23,	Jefferson City.....	(10 firsts, 2 seconds, 11 thirds)
18,	Rockhurst.....	(8-5-5)
14,	Midway.....	(6-1-7)
16,	Webb City.....	(8-2-6)
15,	Mound City.....	(5-1-9)
15,	Hazelwood Central.....	(5-9-0)
13,	John Burroughs.....	(8-2-3)
12,	North Andrew.....	(3-4-5)

Most Playoff Appearances (thru 2009)

32,	Rockhurst.....	52-24
26,	Jefferson City.....	63-16
24,	Midway.....	34-17
23,	Chillicothe.....	30-18
23,	Camdenton.....	35-18-1
23,	Lutheran North.....	33-18
21,	Rock Port.....	17-19
21,	St. Pius X (Kansas City).....	24-17
21,	Sumner.....	35-17
20,	Seneca.....	28-18
20,	St. Louis University.....	14-19
20,	Webb City.....	50-12

Most Playoff Victories (thru 2009)

Jefferson City.....	63-16
Rockhurst.....	52-24
Webb City.....	50-12
Valle Catholic.....	43-6-1
John Burroughs.....	41-7-2
Hazelwood Central.....	40-14-1
Camdenton.....	35-18-1
Sumner.....	35-17
Midway.....	34-17
Lutheran North.....	33-18

NOTE:

(#) Country Day and MICDS have combined for 18 playoff appearances, a 41-11 record, 7-4 record in 11 championship appearances with 14 semifinal appearances. Country Day and Mary Institute consolidated in 1991 to form MICDS.

All-Time MSHSAA Football Playoff Results

1968

Class 1A

Semifinals: Princeton 16, West Platte 13; Cass-Midway 6, Lockwood 0.
Championship: Princeton 32, Cass-Midway 0.

Class 2A

Semifinals: Cabool 14, South Shelby 13 (ot); Seneca 8, Tarkio 7 (ot).
Championship: Cabool 6, Seneca 0.

Class 3A

Semifinals: Marshall 26, Carthage 0; Perryville 27, Brentwood 0.
Championship: Perryville 14, Marshall 0.

Class 4A

Semifinals: Oak Park 28, Jefferson City 23; McCluer 7, Vianney 6.
Championship: McCluer 17, Oak Park 13.

1969

Class 1A

Semifinals: Smithville 22, Princeton 21; Cass-Midway 8, Marionville 6.
Championship: Cass-Midway 24, Smithville 0.

Class 2A

Semifinals: Malden 28, South Shelby 18; Aurora 21, Pembroke Country Day 7.
Championship: Aurora 13, Malden 6.

Class 3A

Semifinals: DeLaSalle (KC) 32, West Plains 12; Mercy (St. Louis) 36, Farmington 14.
Championship: DeLaSalle (KC) 14, Mercy (St.L.) 8.

Class 4A

Semifinals: McCluer 34, Central (Cape Gir.) 0; Rockhurst 33, Central (KC) 14.
Championship: McCluer 21, Rockhurst 0.

1970

Class 1A

Semifinals: Rock Port 26, Lawson 8; Cass-Midway 14, Greenwood 6.
Championship: Cass-Midway 20, Rock Port 0.

Class 2A

Semifinals: South Shelby 14, Crystal City 12; Harrisonville 26, Mountain Grove 22.
Championship: South Shelby 38, Harrisonville 18.

Class 3A

Semifinals: Chillicothe 29, Warrensburg 12; Dexter 29, Lutheran South 26.
Championship: Chillicothe 32, Dexter 6.

Class 4A

Semifinals: SLUH 10, Riverview Gardens 7; Center (KC) 34, Oak Park 28.
Championship: SLUH 28, Center (KC) 19.

1971

Class 1A

Semifinals: Greenwood 33, College High (Warrensburg) 28; Tarkio 25, Lathrop 12.
Championship: Tarkio 35, Greenwood 22.

Class 2A

Semifinals: Monett 33, Smithville 0; South Shelby 32, Versailles 8.
Championship: Monett 37, South Shelby 8.

Class 3A

Semifinals: Richmond 28, Mountain Grove 20; Fulton 29, Farmington 22.
Championship: Richmond 29, Fulton 25.

Class 4A

Semifinals: Rockhurst 21, Hickman 0; Beaumont 19, Lafayette (Wildwood) 6.
Championship: Rockhurst 20, Beaumont 14.

1972

Class 1A

Semifinals: Fairfax 14, Orrick 6; College High (Warrensburg) 17, Pierce City 14.
Championship: College High (W'burg) 17, Fairfax 0.

Class 2A

Semifinals: Country Day 45, Louisiana 18; St. Mary's (Indep.) 13, Mount Vernon 6.
Championship: St. Mary's (Indep.) 6, Country Day 0.

Class 3A

Semifinals: Chillicothe 15, Helias 13; Chaminade 24, Jackson 0.
Championship: Chillicothe 14, Chaminade 9.

Class 4A

Semifinals: Hazelwood Central 27, Central (Cape Gir.) 19; Southwest (KC) 21, Oak Park 13.
Championship: Hazelwood Central 6, Southwest (KC) 6.

1973

Class 1A

Semifinals: North Shelby 21, Mound City 12; Drexel 42, Jasper 14.
Championship: North Shelby 28, Drexel 20.

Class 2A

Semifinals: Priory 23, Brookfield 0; West Platte 13, Seneca 12.
Championship: Priory 60, West Platte 26.

Class 3A

Semifinals: Helias 40, Boonville 29; Washington 20, North County (Bonne Terre) 14.
Championship: Washington 14, Helias 7.

Class 4A

Semifinals: Sumner 20, SLUH 6; Rockhurst 28, Oak Park 18.
Championship: Sumner 12, Rockhurst 7.

1974

Class 1A

Semifinals: Lockwood 20, Drexel 6; King City 7, Orrick 6.
Championship: Lockwood 34, King City 0.

Class 2A

Semifinals: Pleasant Hill 21, Seneca 0; Country Day 9, Centralia 6.
Championship: Country Day 34, Pleasant Hill 7.

Class 3A

Semifinals: Washington 18, North County (Bonne Terre) 7; Boonville 43, Houston 7.
Championship: Boonville 34, Washington 14.

Class 4A

Semifinals: Hickman 20, Raytown South 9; Sumner 7, Ladue Horton Watkins 0.
Championship: Hickman 54, Sumner 0.

1975

Class 1A

Quarterfinals: Milan 14, Tarkio 6; Orrick 24, Wellington 7; Drexel 32, Cass-Midway 0; Greenfield 29, Lockwood 6.
Semifinals: Orrick 18, Milan 0; Greenfield 16, Drexel 0.
Championship: Orrick 18, Greenfield 0.

Class 2A

Quarterfinals: Seneca 46, Stockton 0; South Shelby 48, Marceline 0; Pleasant Hill 34, East Buchanan 13; John Burroughs 41, East Prairie 14.
Semifinals: Seneca 35, Pleasant Hill 7; John Burroughs 17, South Shelby 15.
Championship: John Burroughs 28, Seneca 14.

Class 3A

Quarterfinals: Marshall 47, Boonville 18; Nevada 7, Mountain Grove 6; Union 24, Farmington 8; Rock Bridge 48, Duchesne 20.
Semifinals: Nevada 17, Marshall 15; Rock Bridge 42, Union 3.
Championship: Rock Bridge 10, Nevada 0.

Class 4A

Quarterfinals: Hickman 27, Liberty 7; Parkwood (Joplin) 41, Rockhurst 28; Ladue Horton Watkins 19, Southwest (St. Louis) 10; DeSmet 7, Riverview Gardens 6 (ot).
Semifinals: Parkwood (Joplin) 27, Hickman 21; DeSmet 7, Ladue Horton Watkins 6.
Championship: Parkwood (Joplin) 16, DeSmet 8.

1976

Class 1A

Quarterfinals: Cass-Midway 20, Drexel 6; Princeton 27, Tarkio 8; Santa Fe 14, Wellington-Napoleon 0; Marionville 10, Greenfield 7.
Semifinals: Cass-Midway 23, Marionville 0; Princeton 20, Santa Fe 6.
Championship: Cass-Midway 21, Princeton 14.

Class 2A

Quarterfinals: Palmyra 7, Monroe City 0; Stockton 14, Bolivar 13; Lexington 6, St. Mary's (Indep.) 0; John Burroughs 17, Brentwood 14 (ot).
Semifinals: John Burroughs 24, Palmyra 7; Lexington 35, Stockton 20.
Championship: Lexington 19, John Burroughs 7.

Class 3A

Quarterfinals: Chillicothe 21, Marshall 15; Memorial (Joplin) 35, Helias 8; Sullivan 12, Central (Park Hills) 7; Fulton 14, St. Francis Borgia 7.
Semifinals: Memorial (Joplin) 34, Chillicothe 31 (ot); Sullivan 21, Fulton 20 (ot).
Championship: Memorial (Joplin) 31, Sullivan 0.

Class 4A

Quarterfinals: Jefferson City 12, Rockhurst 3; Ladue Horton Watkins 42, Sikeston 8; Hickman 33, Parkway Central 14; Sumner 31, McCluer North 22.
Semifinals: Jefferson City 7, Hickman 6; Sumner 27, Ladue Horton Watkins 22.
Championship: Jefferson City 33, Sumner 6.

1977

Class 1A

Quarterfinals: King City 18, Rock Port 8; Norborne 22, Santa Fe 6; Cass-Midway 49, Windsor 6; Greenfield 7, Marionville 0.
Semifinals: King City 33, Norborne 13; Greenfield 14, Cass-Midway 12.
Championship: Greenfield 20, King City 6.

Class 2A

Quarterfinals: Lawson 13, Lafayette County 7; Monett 28, Knob Noster 0; Country Day 30, Portageville 0; Louisiana 48, California 8.
Semifinals: Louisiana 31, Country Day 8; Monett 35, Lawson 24.
Championship: Monett 21, Louisiana 19.

Class 3A

Quarterfinals: Rock Bridge 20, McKinley 6; Lafayette (St. Joseph) 7, St. Pius X (KC) 0; Camdenton 14, Neosho 6; Jackson 31, Caruthersville 14.
Semifinals: Camdenton 3, Lafayette (St. Joseph) 0; Rock Bridge 21, Jackson 13.
Championship: Rock Bridge 7, Camdenton 6.

Class 4A

Quarterfinals: Jefferson City 26, Hickman Mills 6; Fort Zumwalt North 22, St. Charles 7; Hazelwood Central 16, DeSmet 0; Central (Cape Gir.) 20, Ladue Horton Watkins 7.
Semifinals: Jefferson City 34, Fort Zumwalt North 0; Hazelwood Central 13, Central (Cape Gir.) 7.
Championship: Jefferson City 20, Hazelwood Central 11.

1978

Class 1A

Quarterfinals: Princeton 14, Rock Port 13; Hardin-Central 41, Santa Fe 14; Cass-Midway 7, Appleton City 0; Chaffee 51, Ash Grove 13.
Semifinals: Princeton 22, Hardin-Central 0; Cass-Midway 40, Chaffee 14.
Championship: Cass-Midway 13, Princeton 0.

Class 2A

Quarterfinals: East Buchanan 18, Smithville 14; Mount Vernon 20, Stockton 6; Country Day 23, Portageville 10; Centralia 21, Sallsbury 7;
Semifinals: Mount Vernon 37, East Buchanan 0; Country Day 38, Centralia 0.
Championship: Mount Vernon 37, Country Day 21

Class 3A

Quarterfinals: Chillicothe 35, Lafayette (St. Joseph) 14; Camdenton 28, Houston 6; Caruthersville 35, Potosi 7; Washington 23, St. Francis Borgia 20.
Semifinals: Chillicothe 14, Camdenton 8; Washington 31, Caruthersville 13.
Championship: Chillicothe 42, Washington 0.

Class 4A

Quarterfinals: Parkway West 17, Hickman 16; Jefferson City 33, Hickman Mills 6; Central (Cape Gir.) 27, Northwest (Cedar Hill) 7; Hazelwood Central 20, Soldan 12.
Semifinals: Jefferson City 20, Parkway West 11; Hazelwood Central 31, Central (Cape Gir.) 10.
Championship: Jefferson City 35, Hazelwood Central 21.

1979

Class 1A

Quarterfinals: Mound City 6, West Nodaway 0; Hardin-Central 38, Norborne 12; Archie 28, St. Paul Lutheran 20; Jasper 14, Springfield Catholic 7.
Semifinals: Hardin-Central 26, Mound City 0; Jasper 25, Archie 7.
Championship: Jasper 23, Hardin-Central 0.

Class 2A

Quarterfinals: Plattsburg 34, Grain Valley 8; Stockton 24, Cass-Midway 7; Brentwood 21, Chaffee 6; Marceline 10, Princeton 7.
Semifinals: Plattsburg 28, Stockton 6; Marceline 31, Brentwood 14.
Championship: Plattsburg 12, Marceline 7.

Class 3A

Quarterfinals: St. Pius X (KC) 26, Warrensburg 0; Houston 21, Helias 7; Country Day 38, Fredericktown 13; Centralia 12, Lutheran North 7.
Semifinals: St. Pius X (KC) 21, Houston 0; Country Day 17, Centralia 9.
Championship: Country Day 14, St. Pius X (KC) 7.

Class 4A

Quarterfinals: Lafayette (Wildwood) 10, Rock Bridge 0; Jefferson City 6, Parkwood (Joplin) 2; Webster Groves 33, Central (Cape Gir.) 26; Sumner 38, Washington 23.
Semifinals: Jefferson City 14, Lafayette (Wildwood) 7; Webster Groves 14, Sumner 12.
Championship: Webster Groves 7, Jefferson City 6.

1980

Class 1A

Quarterfinals: Mound City 33, Nodaway-Holt 14; Hardin-Central 14, Gallatin 7; North Shelby 14, Concordia 0; Greenwood 36, Greenfield 14.
Semifinals: Hardin-Central 36, Mound City 8; Greenwood 30, North Shelby 6.
Championship: Hardin-Central 14, Greenwood 6.

Class 2A

Districts: John Burroughs 14, Valle Catholic 7; Tipton 17, Thayer 16; Appleton City 25, Holden 14; Knox County 19, Putnam County 15; Lexington 42, Carrollton 18; Paris 24, Marceline 6; Plattsburg 43, Rock Port 6; Reeds Spring 13, Stockton 0.
Quarterfinals: John Burroughs 24, Tipton 8; Reeds Spring 14, Appleton City 0; Knox County 27, Paris 20; Lexington 28, Plattsburg 7.
Semifinals: Lexington 47, Reeds Spring 6; John Burroughs 28, Knox County 6.
Championship: Lexington 6, John Burrough 6 (tie).

Class 3A

Districts: Raymore-Peculiar 43, Harrisonville 7; O'Hara 31, St. Pius X (KC) 8; Berkeley 28, Lutheran North 17; Camdenton 11, Aurora 9; Caruthersville 7, Dexter 6; Ava 28, Republic 6; Rock Bridge 14, Macon 9; Union 28, Sullivan 13.
Quarterfinals: Union 20, Rock Bridge 3; O'Hara 27, Ramore-Peculiar 13; Camdenton 14, Ava 0; Caruthersville 21, Berkeley 7.
Semifinals: O'Hara 23, Camdenton 22; Caruthersville 31, Union 14.
Championship: O'Hara 30, Caruthersville 0.

Class 4A

Districts: Parkway West 42, Sikeston 14; Raytown South 28, Blue Springs 7; Rockhurst 24, Raytown 7; O'Fallon Tech 12, Sumner 6; Hazelwood Central 23, Hazelwood East 13; Parkwood (Joplin) 48, Neosho 0; Hickman 27, St. Charles 0; Vianney 27, SLUH 26 (3ot).
Quarterfinals: Parkway West 33, Vianney 10; Hazelwood Central 8, O'Fallon Tech 6; Parkwood 31, Hickman 0; Raytown South 14, Rockhurst 0.
Semifinals: Hazelwood Central 21, Parkway West 0; Parkwood (Joplin) 35, Raytown South 14.
Championship: Parkwood 20, Hazelwood Central 13.



Washington High School could not overcome the elements and muddy field conditions at Chillicothe in the 1978 Class 3A championship game, losing 42-0 to the Hornets. The Show-Me Bowl moved to an all-weather surface at Busch Stadium in St. Louis the following year. (Washington Mis-sourian)

All-Time MSHAA Football Playoff Results

1981

Class 1A

Quarterfinals: Greenwood 22, Appleton City 12; Cass-Midway 25, Archie 0; Gallatin 10, Hardin-Central 0; Nodaway-Holt 16, Worth County 0.

Semifinals: Greenwood 27, Cass-Midway 7; Gallatin 19, Nodaway-Holt 7.

Championship: Greenwood 14, Gallatin 0.

Class 2A

Districts: Valle Catholic 14, John Burroughs 6; Oak Grove 38, Carrollton 14; Thayer 19, Tipton 14; Fayette 21, Marceline 7; Lathrop 58, Rock Port 13; Palmyra 25, Louisiana 14; St. Pius X (KC) 17, Butler 0; Stockton 7, Marionville 6.

Quarterfinals: Valle Catholic 33, Thayer 6; Palmyra 7, Fayette 3; St. Pius X (KC) 21, Stockton 14; Oak Grove 24, Lathrop 23.

Semifinals: Valle Catholic 17, Palmyra 0; St. Pius X (KC) 14, Oak Grove 7.

Championship: Valle Catholic 0, St. Pius X (KC) 0 (tie).

Class 3A

Districts: Jackson 38, Caruthersville 3; Aurora 12, Camdenton 7; Marshall 14, Macon 6; Lutheran North 18, Bowling Green 3; Harrisonville 10, O'Hara 7 (ot); Pacific 9, North County (Bonne Terre) 3 (ot); Waynesville 14, Republic 7; Hillsboro 14, Festus 0.

Quarterfinals: Jackson 27, Pacific 0; Lutheran North 10, Hillsboro 7; Marshall 14, Harrisonville 7; Aurora 18, Waynesville 15.

Semifinals: Lutheran North 14, Jackson 6; Marshall 21, Aurora 14;

Championship: Lutheran North 14, Marshall 6.

Class 4A

Districts: Parkway West 13, Kirkwood 6; Parkway South 28, DeSmet 21; Sumner 32, CBC 25; Hazelwood Central 30, Riverview Gardens 0; Rock Bridge 7, Hickman 0; Glendale 14, Rolla 10; Raytown South 31, Paseo 8; Rockhurst 7, Winnetonka 6.

Quarterfinals: Parkway West 35, Parkway South 3; Hazelwood Central 15, Sumner 8; Rock Bridge 7, Glendale 0; Rockhurst 27, Raytown South 0.

Semifinals: Hazelwood Central 12, Parkway West 7; Rockhurst 7, Rock Bridge 3.

Championship: Rockhurst 35, Hazelwood Central 14.

1982

Class 1A

Quarterfinals: Greenwood 26, Springfield Catholic 7; Cass-Midway 21, Adrian 7; Gallatin 12, Milan 2; Nodaway-Holt 41, North Nodaway 12.

Semifinals: Cass-Midway 40, Greenwood 8; Gallatin 14, Nodaway-Holt 2.

Championship: Cass-Midway 42, Gallatin 6.

Class 2A

Districts: Valle Catholic 14, Brentwood 0; Thayer 26, Blair Oaks 9; Paris 22, Westran 8; Palmyra 13, South Shelby 7; Marionville 34, Sarcoxie 20; Mount Vernon 55, Sherwood 7; Bishop LeBlond 17, Lexington 0; West Platte 21, Lawson 10.

Quarterfinals: Valle Catholic 12, Thayer 7; Palmyra 14, Paris 7; Mount Vernon 26, Marionville 23; Bishop LeBlond 9, West Platte 7.

Semifinals: Valle Catholic 8, Palmyra 6; Mount Vernon 21, Bishop LeBlond 14.

Championship: Valle Catholic 37, Mount Vernon 0.

Class 3A

Districts: Country Day 45, Charleston 13; Mountain Grove 17, Owensville 0; Duchesne 13, Festus 0; Montgomery County 14, Clark County 12; Republic 21, Ozark 3; Carl Junction 36, Aurora 18; Boonville 20, Oak Grove 14 (ot); Maryville 26, St. Pius X (KC) 6.

Quarterfinals: Country Day 49, Mountain Grove 20; Duchesne 25, Montgomery County 8; Republic 11, Carl Junction 6; Maryville 21, Boonville 12.

Semifinals: Duchesne 21, Country Day 19; Maryville 15, Republic 14.

Championship: Maryville 23, Duchesne.

Class 4A

Districts: Lutheran South 37, Hillsboro 14; Union 35, Sullivan 7; St. Charles 26, Affton 0; Rock Bridge 10, Marshall 3 (2ot); Camdenton 20, Salem 0; Parkwood (Joplin) 14, Neosho 7; O'Hara 8, Raymore-Peculiar 7; Southwest (KC) 26, Lafayette (St. Joseph) 0.

Quarterfinals: Union 23, Lutheran South 21; St. Charles 28, Rock Bridge 0; Parkwood (Joplin) 17, Camdenton 15; O'Hara 28, KC: Southwest (KC) 8.

Semifinals: St. Charles 31, Union 20; O'Hara 24, Parkwood (Joplin) 14.

Championship: St. Charles 10, O'Hara 3.

Class 5A

Districts: Parkway West 20, Kirkwood 2; Parkway South 3, Sikeston 0; Sumner 18, O'Fallon Tech 14; Hazelwood East 7, Riverview Gardens 0; DeSmet 20, CBC 17; Jefferson

City 21, Kickapoo 0; Grandview 34, Raytown 13; Rockhurst 21, Lee's Summit 0.

Quarterfinals: Parkway West 21, Parkway South 6; Sumner 28, Hazelwood East 13; Jefferson City 20, DeSmet 13; Rockhurst 28, Grandview 3.

Semifinals: Sumner 27, Parkway West 21 (ot); Rockhurst 36, Jefferson City 0.

Championship: Sumner 32, Rockhurst 22.

1983

Class 1A

Quarterfinals: Chaffee 18, Appleton City 0; Adrian 7, Archie 6; Norborne 6, Gallatin 0; Nodaway Holt 15, North Nodaway 0.

Semifinals: Chaffee 14, Adrian 10; Norborne 7, Nodaway-Holt 6.

Championship: Chaffee 13, Norborne 7.

Class 2A

Districts: Valle Catholic 13, Portageville 0; California 12, Blair Oaks 8; Salisbury 6, Westran 0 (ot); Louisiana 29, Clark County 0; Stockton 15, Sarcoxie 0; Seneca 29, Butler 22; Lexington 18, Bishop LeBlond 3; Lathrop 22, Lawson 8.

Quarterfinals: Valle Catholic 41, California 7; Louisiana 42, Salisbury 6; Seneca 42, Stockton 12; Lexington 23, Lathrop 22.

Semifinals: Valle Catholic 14, Louisiana 0; Seneca 17, Lexington 15.

Championship: Valle Catholic 14, Seneca 7.

Class 3A

Districts: Country Day 24, Lutheran North 14; Fredericktown 27, Willow Springs 15; Duchesne 34, Clayton 7; Centralia 10, Bowling Green 0; Republic 28, Bolivar 12; Carl Junction 44, Monett 13; Harrisonville 14, St. Pius X (KC) 0; Oak Grove 3, Maryville 0.

Quarterfinals: Country Day 28, Fredericktown 7; Duchesne 28, Centralia 8; Carl Junction 22, Republic 15; Harrisonville 17, Oak Grove 14.

Semifinals: Country Day 3, Duchesne 0; Harrisonville 14, Carl Junction 0.

Championship: Country Day 14, Harrisonville 0.

Class 4A

Districts: Jackson 24, Hillsboro 19; Union 12, Farmington 0; St. Charles 9, Berkeley 6 (ot); Helias 14, Chillicothe 13 (ot); Camdenton 12, West Plains 0; Parkwood (Joplin) 19, Central (Springfield) 0; O'Hara 8, Center (KC) 0; Paseo 30, Lincoln Prep Academy 12.

Quarterfinals: Union 35, Jackson 13; St. Charles 21, Helias 9; Parkwood (Joplin) 35, Camdenton 6; O'Hara 9, Paseo 6.

Semifinals: Union 6, St. Charles 0; Parkwood (Joplin) 8, O'Hara 0.

Championship: Parkwood (Joplin) 35, Union 6.

Class 5A

Districts: Kirkwood 17, Lafayette (Wildwood) 7; Webster Groves 27, University City 0; Soldan 27, Vashon 14; Hazelwood Central 20, Riverview Gardens 6; SLUH 21, Vianney 0; Hickman 14, Jefferson City 0; Grandview 7, Raytown South 6; Rockhurst 22, Lee's Summit 0.

Quarterfinals: Kirkwood 13, Webster Groves 0; Hazelwood Central 17, Soldan 6; SLUH 24, Hickman 15; Rockhurst 14, Grandview 3.

Semifinals: Hazelwood Central 18, Kirkwood 6; Rockhurst 13, SLUH 10.

Championship: Rockhurst 13, Hazelwood Cent. 7.

1984

Class 1A

Quarterfinals: Appleton City 28, Greenwood 8; Adrian 29, Wellington-Napoleon 8; Marceline 21, Polo 7; Rock Port 42, Worth County 0.

Semifinals: Appleton City 18, Adrian 14; Rock Port 6, Marceline 3.

Championship: Rock Port 7, Appleton City 6.

Class 2A

Districts: Hayti 19, St. Vincent 0; Osage 20, Versailles 0; Centralia 14, Louisiana 9; Clark County 19, Putnam County 10; Stockton 29, Ash Grove 22; Knob Noster 21, Grain Valley 7; Bishop LeBlond 28, Maysville 14; Plattsburg 14, Smithville 10.

Quarterfinals: Hayti 13, Osage 6; Centralia 20, Clark County 6; Knob Noster 16, Stockton 13; Plattsburg 21, Bishop LeBlond 11.

Semifinals: Hayti 16, Centralia 14; Knob Noster 7, Plattsburg 6.

Championship: Knob Noster 8, Hayti 7.

Class 3A

Districts: Malden 21, Kennett 17; Berkeley 23, Clayton 3; Country Day 10, Lutheran North 3; Owensville 21, Montgomery County 0; Willow Springs 21, Houston 6; Republic 20, Bolivar 13; Platte County 21, Pleasant Hill 14; Lexington 27, Oak Grove 0.

Quarterfinals: Berkeley 13, Malden 6; Country Day 27, Owensville 0; Willow Springs 13, Republic 12; Lexington 24, Platte County 17.



The 1982 Show-Me Bowl at Arrowhead Stadium was one of the coldest championships on record. The grounds crew used field equipment to remove water, ice and snow throughout the weekend. (Gary Brady photo)

Semifinals: Berkeley 14, Country Day 7; Lexington 33, Willow Springs 7.

Championship: Lexington 28, Berkeley 0.

Class 4A

Districts: Farmington 22, Festus 14; Lutheran South 13, Jennings 7; St. Charles West 34, Union 0; Helias 25, Kirksville 14; Camdenton 31, Salem 6; Parkwood (Joplin) 28, Central (Springfield) 3; Harrisonville 7, Center (KC) 3; Lafayette (St. Joseph) 30, Southwest (KC) 18.

Quarterfinals: Lutheran South 20, Farmington 14; Helias 21, St. Charles West 7; Parkwood (Joplin) 42, Camdenton 7; Harrisonville 34, Lafayette (St. Joseph) 18.

Semifinals: Helias 35, Lutheran South 14; Parkwood (Joplin) 21, Harrisonville 16.

Championship: Helias 23, Parkwood (Joplin) 13.

Class 5A

Districts: Kirkwood 21, Parkway West 7; Poplar Bluff 17, Sikeston 6; Sumner 48, Soldan 8; Hazelwood Central 14, Hazelwood East 10; SLUH 14, Vianney 0; Jefferson City 21, Parkview 0; Grandview 28, Southeast (KC) 14; Blue Springs 18, Rockhurst 17 (ot).

Quarterfinals: Kirkwood 21, Poplar Bluff 17; Sumner 22, Hazelwood Central 14; Jefferson City 36, SLUH 14; Grandview 37, Blue Springs 20.

Semifinals: Sumner 36, Kirkwood 20; Jefferson City 30, Grandview 7.

Championship: Jefferson City 21, Sumner 12.

1985

Class 1A

Quarterfinals: Greenwood 26, Osceola 7; Sweet Springs 21, Santa Fe 0; Polo 17, Hardin-Central 8; Rock Port 14, Tarkio 0.

Semifinals: Sweet Springs 21, Greenwood 0; Rock Port 15, Polo 14.

Championship: Rock Port 13, Sweet Springs 12.

Class 2A

Districts: John Burroughs 20, St. Vincent 0; California 7, Osage 0; Louisiana 26, Westran 0; Marceline 19, Milan 6; Stockton 23, Marionville 20 (2ot); Seneca 7, Lexington 6; Maysville 14, South Harrison 6; Plattsburg 13, East Buchanan 6.

Quarterfinals: John Burroughs 28, California 0; Marceline 13, Louisiana 0; Stockton 21, Seneca 18; Plattsburg 39, Maysville 0.

Semifinals: John Burroughs 16, Marceline 0; Plattsburg 27, Stockton 12.

Championship: John Burroughs 35, Plattsburg 8.

Class 3A

Districts: Kennett 21, St. Genevieve 14; Clayton 7, Berkeley 0; Country Day 28, Lutheran North 21; Macon 28, Highland 0; Ava 9, Mountain Grove 7; Republic 13, Mount Vernon 9; Pembroke Hill 23, Knob Noster 14; St. Pius X (KC) 21, Odessa 0.

Quarterfinals: Clayton 29, Kennett 8; Country Day 28, Macon 12; Republic 12, Ava 8; Pembroke Hill 9, St. Pius X (KC) 6.

Semifinals: Country Day 20, Clayton 7; Pembroke Hill 17, Republic 0.

Championship: Country Day 28, Pembroke Hill 0.

Class 4A

Districts: Festus 31, Dexter 6; Affton 11, Northwest (St. Louis) 0; St. Charles West 30, Union 20; Chillicothe 14, Marshall 6; West Plains 3, Camdenton 0; Webb City 14, Willard 0; Center (KC) 19, Harrisonville 10; Lafayette (St. Joseph) 20, Lincoln Prep Academy 14.

Quarterfinals: Festus 12, Affton 0; Chillicothe 21, St. Charles West 14; Webb City 10, West Plains 7; Center (KC) 30, Lafayette (St. Joseph) 0.

Semifinals: Chillicothe 15, Festus 0; Center (KC) 7, Webb City 3.

Championship: Chillicothe 20, Center (KC) 14.

Class 5A

Districts: Parkway West 23, Lafayette (Wildwood) 7; Webster Groves 33, Parkway South 8; Sumner 32, Soldan 22; Hazelwood Central 19, Hazelwood East 13; SLUH 37,

Vianney 16; Joplin 22, Hickman 3; Grandview 6, Southeast (KC) 3; Lee's Summit 27, Central (St. Joseph) 6.

Quarterfinals: Webster Groves 14, Parkway West 0; Hazelwood Central 39, Sumner 22; SLUH 13, Joplin 7; Lee's Summit 32, Grandview 7.

Semifinals: Hazelwood Central 14, Webster Groves 0; Lee's Summit 14, SLUH 6.

Championship: Hazelwood Central 22, Lee's Summit 15.

1986

Class 1A

Quarterfinals: Greenwood 8, Osceola 0; Cass-Midway 21, St. Paul Lutheran 14; Marceline 13, Polo 7; Rock Port 14, Tarkio 7.

Semifinals: Greenwood 21, Cass-Midway 0; Marceline 20, Rock Port 0.

Championship: Marceline 20, Greenwood 0.

Class 2A

Districts: John Burroughs 27, Scott City 0; Osage 5, California 2 (2ot); Louisiana 35, Westran 6; Scotland County 46, Putnam County 22; Stockton 64, Springfield Catholic 6; Seneca 33, Windsor 18; Penney 35, Grain Valley 14; Smithville 18, Cameron 0.

Quarterfinals: John Burroughs 45, Osage 6; Louisiana 21, Scotland County 7; Seneca 27, Stockton 6; Penney 17, Smithville 16.

Semifinals: Louisiana 16, John Burroughs 12; Seneca 20, Penney 13.

Championship: Louisiana 23, Seneca 14.

Class 3A

Districts: Caruthersville 20, Kennett 17 (ot); Berkeley 29, Maplewood-Richmond Hts. 6; Country Day 20, Cardinal Ritter 6; Montgomery County 14, Bowling Green 7; Ava 8, Ozark 6; Republic 18, Bolivar 0; Eldon 14, Lincoln Prep Academy 12; Oak Grove 48, Platte County 0.

Quarterfinals: Caruthersville 21, Berkeley 20; Country Day 28, Montgomery County 0; Republic 13, Ava 6; Oak Grove 35, Eldon 0.

Semifinals: Country Day 24, Caruthersville 7; Oak Grove 35, Republic 12.

Championship: Country Day 31, Oak Grove 7.

Class 4A

Districts: Dexter 28, Hillsboro 22; Affton 22, Soldan 7; Sullivan 23, Union 20 (2ot); Marshall 28, Helias 0; Camdenton 48, Marshfield 0; Central (Springfield) 28, Webb City 20; O'Hara 40, Kearney 26; Chillicothe 26, Southwest (KC) 7.

Quarterfinals: Dexter 14, Affton 7; Marshall 54, Sullivan 13; Camdenton 43, Central (Springfield) 20; Chillicothe 21, O'Hara 14.

Semifinals: Marshall 33, Dexter 13; Camdenton 47, Chillicothe 12.

Championship: Camdenton 20, Marshall 20 (tie).

Class 5A

Districts: Kirkwood 18, Mehlville 0; Parkway South 21, Ladue Horton Watkins 7; Sumner 14, Central (Cape Gir.) 6; Hazelwood Central 19, Hazelwood East 0; Vianney 30, DeSmet 24 (4ot); Jefferson City 37, Kickapoo 8; Grandview 26, Southeast (KC) 0; Rockhurst 35, Lee's Summit 6.

Quarterfinals: Kirkwood 6, Parkway South 0; Hazelwood Central 35, Sumner 6; Jefferson City 42, Vianney 0; Rockhurst 33, Grandview 0.

Semifinals: Hazelwood Central 21, Kirkwood 14; Rockhurst 20, Jefferson City 7.

Championship: Rockhurst 13, Hazelwood Cent. 10.

1987

Class 1A

Quarterfinals: Adrian 8, Liberal 0; Cass-Midway 24, Santa Fe 3; Hardin-Central 7, Norborne 0; South Holt 2, Rock Port 0.

Semifinals: Adrian 16, Cass-Midway 12; Hardin-Central 18, South Holt 0.

Championship: Hardin-Central 18, Adrian 6.

Class 2A

Districts: Brentwood 29, Valle Catholic 28; Cabool 13,

All-Time MSHSAA Football Playoff Results

Tipton 0; Centralia 40, Monroe City 15; Marceline 17, Milan 0; Seneca 56, Springfield Catholic 40; Butler 34, Windsor 0; Carrollton 27, Hamilton 0; Lathrop 14, Cameron 7.

Quarterfinals: Brentwood 33, Cabool 0; Marceline 42, Centralia 0; Seneca 24, Butler 0; Carrollton 28, Lathrop 0.
Semifinals: Brentwood 17, Marceline 14; Seneca 54, Carrollton 8.

Championship: Seneca 20, Brentwood 13.

Class 3A

Districts: Caruthersville 26, Ste. Genevieve 6; Berkeley 20, Herculaneum 6; Lutheran North 28, Country Day 12; Montgomery County 14, Clark County 7; Ozark 13, Branson 14; Mount Vernon 23, Nixa 20; Pembroke Hill 35, Eldon 14; Maryville 11, Odessa 10.

Quarterfinals: Berkeley 20, Caruthersville 0; Montgomery County 20, Lutheran North 13; Branson 22, Mount Vernon 8; Pembroke Hill 21, Maryville 6.

Semifinals: Berkeley 34, Montgomery County 0; Branson 30, Pembroke Hill 17.

Championship: Berkeley 45, Branson 8

Class 4A

Districts: Dexter 48, Hillsboro 41; Sumner 44, Affton 9; St. Clair 37, Troy Buchanan 6; Hannibal 20, Kirksville 3; Camdenton 35, Waynesville 0; Carthage 23, Salem 0; O'Hara 28, Harrisonville 14; Chillicothe 52, Benton (St. Joseph) 28.

Quarterfinals: Sumner 56, Dexter 13; St. Clair 33, Hannibal 32; Camdenton 35, Carthage 0; Chillicothe 43, O'Hara 12.

Semifinals: Sumner 36, St. Clair 6; Camdenton 24, Chillicothe 21.

Championship: Camdenton 23, Sumner 14.

Class 5A

Districts: Lafayette (Ballwin) 14, Mehlville 7; Ladue Horton Watkins 22, Parkway North 14; Sikeston 16, Central (Cape Gir.) 0; Hazelwood Central 20, Riverview Gardens 14; CBC 24, Bishop DuBourg 7; Jefferson City 36, Joplin 0; Hickman Mills 29, Ruskin 14; Rockhurst 42, Lee's Summit 10.

Quarterfinals: Lafayette (Ballwin) 14, Ladue Horton Watkins 0; Hazelwood Central 22, Sikeston 3; Jefferson City 28, CBC 6; Rockhurst 42, Hickman Mills 0.

Semifinals: Hazelwood Central 27, Lafayette (Ballwin) 10; Rockhurst 18, Jefferson City 16.

Championship: Rockhurst 7, Hazelwood Central 0.

1988

8-Man

Semifinals: Miami 22, North Andrew 14; South Holt 50, West Nodaway 0.

Championship: South Holt 46, Miami 0.

Class 1A

Sectionals: Valle Catholic 28, Iberia 6; Springfield Catholic 15, Greenfield 14; Rich Hill 14, Jasper 0; Cass-Midway 15, Windsor 14; Marceline 33, Scotland County 0; St. Paul Lutheran 9, Norborne 7; Rock Port 44, North Platte 0; Albany 7, Gallatin 6.

Quarterfinals: Valle Catholic 27, Springfield Catholic 14; Cass-Midway 17, Rich Hill 6; Marceline 34, St. Paul Lutheran 10; Rock Port 35, Albany 7.

Semifinals: Valle Catholic 36, Cass-Midway 0; Rock Port 17, Marceline 0.

Championship: Valle Catholic 21, Rock Port 3.

Class 2A

Sectionals: Brentwood 21, Scott City 14; John Burroughs 35, California 0; Warsaw 7, Cabool 6; Lamar 9, Stockton 0; Monroe City 27, Highland 7; South Shelby 21, Brookfield 0; Lexington 21, Butler 14; East Buchanan 34, Lawson 8.

Quarterfinals: John Burroughs 22, Brentwood 14; Warsaw 20, Lamar 17; Monroe City 42, South Shelby 8; Lexington 43, East Buchanan 2.

Semifinals: John Burroughs 14, Warsaw 0; Lexington 43, Monroe City 21.

Championship: Lexington 17, John Burroughs 14.

Class 3A

Sectionals: Ste. Genevieve 28, Malden 0; Berkeley 10, Festus 3; Lutheran North 22, Salem 14; Montgomery County 26, Eldon 12; Mountain Grove 10, Bolivar 0; Carl Junction 15, Aurora 14; Clinton 13, Pleasant Hill 0; Chillicothe 15, Warrensburg 6.

Quarterfinals: Berkeley 34, Ste. Genevieve 13; Lutheran North 54, Montgomery County 13; Carl Junction 14, Mountain Grove 10; Chillicothe 41, Clinton 7.

Semifinals: Lutheran North 13, Berkeley 6; Chillicothe 26, Carl Junction 10.

Championship: Lutheran North 36, Chillicothe 0.

Class 4A

Sectionals: Potosi 35, Perryville 14; Webster Groves 26, Union 0; Sumner 20, Affton 0; St. Charles West 34, Troy Buchanan 7; Webb City 12, Republic 8; Camdenton 14, Kearney 7; Center (KC) 25, Marshall 0; Southwest (KC) 12, Lafayette (St. Joseph) 7.

Quarterfinals: Webster Groves 20, Potosi 6; Sumner 22, St. Charles West 10; Camdenton 20, Webb City 12; Center (KC) 29, Southwest (KC) 12.

Semifinals: Webster Groves 21, Sumner 16; Center (KC) 7, Camdenton 0.

Championship: Webster Groves 26, Center (KC) 6.

Class 5A

Sectionals: Mehlville 20, Sikeston 7; Parkway South 10, Kirkwood 2; McCluer North 20, SLUH 6; Pattonville 21, Parkway North 14; Jefferson City 24, Hannibal 0; Kickapoo 18, Glendale 13; Park Hill 27, Raytown South 6; Rockhurst 19, Ruskin 0;

Quarterfinals: Mehlville 17, Parkway South 16; McCluer North 20, Pattonville 0; Jefferson City 28, Kickapoo 14; Rockhurst 45, Park Hill 17.

Semifinals: McCluer North 21, Mehlville 10; Jefferson City 36, Rockhurst 0.

Championship: Jefferson City 53, McCluer North 0.

1989

8-Man

Semifinals: DeKalb 44, Union Star 8; North Nodaway 40, Mound City 6.

Championship: North Nodaway 46, DeKalb 0.

Class 1A

Sectionals: Valle Catholic, 49, Iberia 6; Miller 6, Springfield Catholic 3 (Tot); Osceola 14, Lockwood 6; Archie 38, Windsor 14; Marceline 30, Milan 0; Hardin-Central 27, Wellington-Napoleon 26; Rock Port 14, Plattsburg 6; Albany 27, Maysville 0.

Quarterfinals: Valle Catholic 64, Miller 23; Osceola 23, Archie 22; Marceline 41, Hardin-Central 8; Rock Port 21, Albany 14.

Semifinals: Valle Catholic 54, Osceola 0; Marceline 13, Rock Port 7.

Championship: Valle Catholic 49, Marceline 7.

Class 2A

Sectionals: Scott City 34, Brentwood 21; John Burroughs 14, California 6; Warsaw 24, Cabool 7; Seneca 29, Marionville 0; Monroe City 30, Highland 14; Putnam County 15, South Shelby 13; Butler 50, Lexington 39; Cameron 21, St. Pius X (KC) 20.

Quarterfinals: John Burroughs 41, Scott City 7; Warsaw 7, Seneca 0; Putnam County 24, Monroe City 23; Butler 52, Cameron 13.

Semifinals: John Burroughs 35, Warsaw 7; Putnam County 44, Butler 20.

Championship: John Burroughs 17, Putnam County 6.

Class 3A

Sectionals: Charleston 41, Dexter 28; Clayton 28, Festus 21; Lutheran North 35, Salem 8; Fulton 44, St. Francis Borgia 8; Mountain Grove 53, Marshfield 8; Branson 22, Carl Junction 13; Oak Grove 24, Clinton 7; Warrensburg 14, Chillicothe 7 (ot);

Quarterfinals: Charleston 41, Clayton 13; Lutheran North 49, Fulton 22; Branson 33, Mountain Grove 0; Warrensburg 14, Oak Grove 7.

Semifinals: Lutheran North 29, Charleston 0; Branson 20, Warrensburg 14 (2ot).

Championship: Lutheran North 28, Branson 26.

Class 4A

Sectionals: Potosi 33, Central (New Madrid County) 6; Webster Groves 32, Union 0; Sumner 40, Vashon 0; Ft. Zumwalt South 35, St. Mary's (St. Louis) 26; Webb City 21, Republic 3; Kearney 35, Camdenton 27; Center (KC) 10, Rock Bridge 7; Lafayette (St. Joseph) 34, Central (KC) 8.

Quarterfinals: Potosi 22, Webster Groves 6; Sumner 28, Ft. Zumwalt South 0; Webb City 24, Kearney 6; Lafayette (St. Joseph) 26, Center (KC) 14.

Semifinals: Sumner 28, Potosi 21; Webb City 49, Lafayette (St. Joseph) 26.

Championship: Webb City 16, Sumner 0.

Class 5A

Sectionals: Mehlville 42, Central (Cape Gir.) 7; Lafayette (Ballwin) 35, Parkway South 7; Hazelwood East 53, CBC 7; Pattonville 21, Parkway North 7; Jefferson City 27, Hannibal 14; Kickapoo 10, Glendale 0; Park Hill 17, Raytown 10 (ot); Rockhurst 41, Hickman Mills 0;

Quarterfinals: Lafayette (Ballwin) 14, Mehlville 7; Hazelwood East 47, Pattonville 14; Jefferson City 48, Kickapoo 0; Rockhurst 35, Park Hill 3.

Semifinals: Hazelwood East 33, Lafayette (Ballwin) 8; Rockhurst 34, Jefferson City 31 (4ot).

Championship: Hazelwood East 28, Rockhurst 14.

1990

8-Man

Semifinals: Southwest (Ludlow) 40, North Andrew 34; Nodaway-Holt 28, North Nodaway 6.

Championship: Nodaway-Holt 49, Southwest (Ludlow) 12.

Class 1A

Sectionals: Valle Catholic 44, Thayer 20; Lockwood 24, Miller 22; Archie 38, Appleton City 18; Sweet Springs 13,

Orrick 12; Milan 27, Westran 8; Hardin-Central 43, Santa Fe 22; Rock Port 10, North Platte 8; Penney 13, Albany 7 (ot).
Quarterfinals: Valle Catholic 36, Lockwood 8; Archie 12, Sweet Springs 7; Hardin-Central 21, Milan 6; Rock Port 10, Penney 9.

Semifinals: Valle Catholic 21, Archie 6; Rock Port 18, Hardin-Central 13.

Championship: Valle Catholic 49, Rock Port 21.

Class 2A

Sectionals: Scott City 28, Cardinal Ritter 8; John Burroughs 14, Blair Oaks 7; Willow Springs 14, Sarcoxie 7; Warsaw 49, Seneca 25; Clark County 19, Louisiana 18; South Shelby 7, Putnam County 0; Lexington 9, Pembroke Hill 7; Plattsburg 22, St. Pius X (KC) 12.

Quarterfinals: John Burroughs 21, Scott City 14; Warsaw 42, Willow Springs 0; South Shelby 32, Clark County 7; Lexington 20, Plattsburg 13.

Semifinals: Warsaw 13, John Burroughs 7 (ot); South Shelby 14, Lexington 6.

Championship: Warsaw 42, South Shelby 7.

Class 3A

Sectionals: Ste. Genevieve 21, Dexter 13; Jennings 24, Herculaneum 15; Lutheran North 49, John F. Hodge 0; Helias 21, Fulton 14; Aurora 58, Nixa 29; Clinton 42, Monett 7; Oak Grove 38, Trenton 8; O'Hara 14, Platte County 7.

Quarterfinals: Ste. Genevieve 19, Jennings 7; Lutheran North 14, Helias 7; Clinton 48, Aurora 0; Oak Grove 14, O'Hara 6.

Semifinals: Lutheran North 38, St. Genevieve 0; Oak Grove 33, Clinton 18.

Championship: Lutheran North 37, Oak Grove 13.

Class 4A

Sectionals: Farmington 24, Perryville 13; Union 25, Ladue Horton Watkins 6; Vashon 40, Affton 0; Sumner 26, Ft. Zumwalt North 7; Webb City 26, Salem 21; Marshall 20, Camdenton 13; Rock Bridge 21, Belton 0; Benton (St. Joseph) 32, Central (KC) 0.

Quarterfinals: Farmington 14, Union 7; Sumner 46, Vashon 6; Webb City 34, Marshall 21; Rock Bridge 24, Benton (St. Joseph) 14.

Semifinals: Sumner 34, Farmington 13; Webb City 21, Rock Bridge 20 (ot).

Championship: Sumner 36, Webb City 21.

Class 5A

Sectionals: Poplar Bluff 25, Mehlville 22; Parkway Central 54, University City 7; McCluer 27, Hazelwood East 20; Pattonville 17, Hannibal 14 (ot); Eureka 36, Rolla 12; Jefferson City 6, Hickman 0; Blue Springs 11, Rockhurst 6; Oak Park 29, North Kansas City 8.

Quarterfinals: Parkway Central 25, Poplar Bluff 17; McCluer 35, Pattonville 0; Jefferson City 49, Eureka 3; Blue Springs 25, Oak Park 0.

Semifinals: McCluer 34, Parkway Central 8; Jefferson City 33, Blue Springs 18.

Championship: Jefferson City 12, McCluer 7.

1991

8-Man

Semifinals: South Nodaway 54, Miami 16; Nodaway-Holt 60, West Nodaway 14.

Championship: Nodaway-Holt 27, South Nodaway 14.

Class 1A

Sectionals: Valle Catholic 14, Springfield Catholic 8; Lockwood 28, Fair Grove 16; Archie 18, Appleton City 7; Orrick 44, Concordia 12; Scotland County 34, Fayette 20; Santa Fe 19, Hardin-Central 8; Tarkio 21, Polo 0; Albany 27, Penney 7.

Quarterfinals: Valle Catholic 28, Lockwood 18; Archie 14, Orrick 0; Santa Fe 34, Scotland County 20; Tarkio 30, Albany 13.

Semifinals: Valle Catholic 28, Archie 6; Tarkio 20, Santa Fe 0.

Championship: Valle 28, Tarkio 24.

Class 2A

Sectionals: Portageville 28, Cardinal Ritter 22; John Burroughs 21, North Callaway 0; Willow Springs 40, Ash Grove 0; Seneca 30, Warsaw 25; Clark County 21, Monroe City 20 (ot); Marceline 7, Brookfield 0; Pembroke Hill 17, Carrollton 0; Plattsburg 20, St. Pius X (KC) 7.

Quarterfinals: John Burroughs 30, Portageville 7; Seneca 14, Willow Springs 6; Marceline 7, Clark County 0; Pembroke Hill 7, Plattsburg 0;

Semifinals: John Burroughs 13, Seneca 8; Pembroke Hill 20, Marceline 19.

Championship: John Burroughs 21, Pembroke Hill 7.

Class 3A

Sectionals: Caruthersville 35, Charleston 6; Herculaneum 28, Jennings 6; Priory 21, St. Francis Borgia 14; Helias 58, Bowling Green 0; Aurora 14, Nixa 12; Mount Vernon 19, Clinton 6; Chillicothe 24, Oak Grove 7; Maryville 14, O'Hara 0.

Quarterfinals: Herculaneum 28, Caruthersville 14; Priory 12, Helias 0; Mount Vernon 38, Aurora 12; Chillicothe 15, Maryville 0.

Semifinals: Herculaneum 14, Priory 7; Chillicothe 21, Mount Vernon 0.

Championship: Chillicothe 40, Herculaneum 12.

Class 4A

Sectionals: Hillsboro 35, Jackson 14; Union 7, Webster Groves 6; Affton 17, Cleveland Naval Jr. ROTC 0; Sumner 52, Troy Buchanan 0; Webb City 40, Ozark 7; Republic 27, Raymore-Peculiar 3; Ruskin 26, Rock Bridge 20; Benton (St. Joseph) 16, Lafayette (St. Joseph) 0.

Quarterfinals: Hillsboro 43, Union 13; Sumner 66, Affton 0; Webb City 27, Republic 7; Benton (St. Joseph) 22, Ruskin 8.

Semifinals: Sumner 26, Hillsboro 8; Benton (St. Joseph) 14, Webb City 0.

Championship: Sumner 52 Benton (St. Joseph) 8.

Class 5A

Sectionals: Mehlville 30, Sikeston 24; Lafayette (Ballwin) 40, Francis Howell North 0; SLUH 21, McCluer 15; Pattonville 38, Hannibal 7; Parkway South 49, Lebanon 7; Jefferson City 30, Hickman 14; Blue Springs 28, Rockhurst 21; Oak Park 14, Liberty 0.

Quarterfinals: Mehlville 21, Lafayette (Ballwin) 6; SLUH 37, Pattonville 14; Jefferson City 35, Parkway South 13; Blue Springs 17, Oak Park 14.

Semifinals: SLUH 24, Mehlville 21 (ot); Jefferson City 42, Blue Springs 20.

Championship: Jefferson City 10, SLUH 7.

1992

8-Man

Semifinals: South Nodaway 41, Miami 38; South Holt 20, Stanberry 19.

Championship: South Nodaway 20, South Holt 20 (tie).

Class 1A

Sectionals: Valle Catholic 20, Springfield Catholic 0; Miller 8, Lockwood 0; Rich Hill 18, Adrian 7; Cass-Midway 41, St. Paul Lutheran 6; Fayette 12, Scotland County 0; Hardin-Central 13, Wellington-Napoleon 0; Milan 13, Braymer 7 (ot); Maysville 35, Albany 0.

Quarterfinals: Valle Catholic 34, Miller 9; Cass-Midway 17, Rich Hill 6; Hardin-Central 12, Fayette 7; Milan 27, Maysville 21.

Semifinals: Valle Catholic 37, Cass-Midway 0; Hardin-Central 14, Milan 0.

Championship: Valle Catholic 44, Hardin-Central 16.

Class 2A

Sectionals: Malden 14, Grandview (Hillsboro) 0; John Burroughs 32, Van-Far 6; Monroe City 42, Tipton 0; Brookfield 40, Highland 0; East Newton 20, Cabool 13; Warsaw 20, Butler 14; Lexington 6, St. Pius X (KC) 0; Plattsburg 20, East Buchanan 14.

Quarterfinals: John Burroughs 9, Malden 6 (ot); Brookfield 16, Monroe City 8; Warsaw 28, East Newton 16; Plattsburg 26, Lexington 7.

Semifinals: John Burroughs 17, Brookfield 0; Plattsburg 47, Warsaw 30.

Championship: John Burroughs 21, Plattsburg 7.

Class 3A

Sectionals: Ste. Genevieve 40, Dexter 20; Jennings 8, Priory 7; St. Francis Borgia 35, Duchesne 0; Macon 20, Knob Noster 0; Bolivar 16, Houston 0; Aurora 27, Mount Vernon 0; O'Hara 7, El Dorado Springs 0; Maryville 16, Kearney 15.

Quarterfinals: Ste. Genevieve 42, Jennings 6; Macon 41, St. Francis Borgia 7; Bolivar 20, Aurora 17; Maryville 23, O'Hara 16 (ot).

Semifinals: Ste. Genevieve 28, Macon 0; Bolivar 14, Maryville 0.

Championship: Ste. Genevieve 22, Bolivar 15.

Class 4A

Sectionals: Potosi 12, Central (New Madrid County) 0; Festus 18, Union 3; Ladue Horton Watkins 29, Cleveland Naval Jr. ROTC 0; Rock Bridge 19, Mexico 0; Republic 12, Rolla 2; Webb City 14, Camdenton 13; Hickman Mills 18, Belton 0; Lafayette (St. Joseph) 7, Benton (St. Joseph) 0.

Quarterfinals: Festus 24, Potosi 12; Rock Bridge 31, Ladue Horton Watkins 14; Webb City 22, Republic 15; Hickman Mills 14, Lafayette (St. Joseph) 8.

Semifinals: Rock Bridge 20, Festus 0; Webb City 35, Hickman Mills 7.

Championship: Webb City 24, Rock Bridge 21.

Class 5A

Sectionals: Kirkwood 24, Oakville 14; Parkway Central 55, Parkway South 0; Hazelwood East 18, SLUH 9; Hazelwood Central 12, Pattonville 7; Jefferson City 41, St. Charles West 0; Kickapoo 3, Waynesville 0 (ot); Blue Springs 3, Rockhurst 0; Oak Park 22, Liberty 6;

Quarterfinals: Parkway Central 32, Kirkwood 6; Hazelwood East 40, Hazelwood Central 0; Jefferson City 62, Kickapoo 7; Blue Springs 24, Oak Park 23.

Semifinals: Parkway Central 29, Hazelwood East 14; Blue Springs 28, Jefferson City 3.

Championship: Blue Springs 39, Parkway Central 35.

■ All-Time MSHSAA Football Playoff Results

1993

8-Man

Semifinals: North Andrew 28, Miami 14; South Holt 48, West Nodaway 12.

Championship: North Andrew 30, South Holt 30.

Class 1A

Sectionals: Valle Catholic 28, Springfield Catholic 0; Miller 14, Jasper 9; Adrian 21, Rich Hill 6; Cass-Midway 17, Concordia 0; North Shelby 34, Paris 13; Hardin-Central 34, Wellington-Napoleon 6; Milan 12, Penney 3; Tarkio 40, Bishop LeBlond 20.

Quarterfinals: Valle Catholic 14 Miller 0; Adrian 33, Cass-Midway 0; North Shelby 15, Hardin-Central 14; Milan 27, Tarkio 6.

Semifinals: Valle Catholic 22, Adrian 6; Milan 28, North Shelby 0.

Championship: Milan 19, Valle Catholic 12.

Class 2A

Sectionals: Scott City 26, East Prairie 22; Lutheran North 28, North Callaway 13; Monroe City 33, Blair Oaks 0; Brookfield 53, Mark Twain 25; Liberty (Mountain View) 20, East Newton 14; Warsaw 28, Stockton 14; Pembroke Hill 14, Lexington 13; East Buchanan 32, Plattsburg 8.

Quarterfinals: Lutheran North 12, Scott City 6; Monroe City 21, Brookfield 13; Warsaw 41, Liberty (Mountain View) 20; Pembroke Hill 28, East Buchanan 6.

Semifinals: Lutheran North 38, Monroe City 20; Warsaw 19, Pembroke Hill 3.

Championship: Warsaw 13, Lutheran North 12.

Class 3A

Sectionals: Ste. Genevieve 33, Charleston 12; MICDS 21, Clayton 14; St. Francis Borgia 45, Warrenton 7; Fulton 54, Knob Noster 27; Bolivar 26, Ava 0; Seneca 56, Branson 23; O'Hara 44, Eldon 14; Chillicothe 29, Lincoln Prep Academy 6.

Quarterfinals: Ste. Genevieve 23, MICDS 21; St. Francis Borgia 35, Fulton 30; Bolivar 28, Seneca 14; Chillicothe 22, O'Hara 20 (2ot).

Semifinals: St. Francis Borgia 26, Ste. Genevieve 12; Chillicothe 13, Bolivar 6.

Championship: St. Francis Borgia 24, Chillicothe 21.

Class 4A

Sectionals: Central (New Madrid County) 34, Hillsboro 0; Festus 35, Washington 22; Ladue Horton Watkins 38, Cleveland Naval Jr. ROTC 0; Rock Bridge 20, Mexico 13 (ot); Salem 35, Ozark 21; Webb City 45, Nevada 3; Belton 23, Blue Springs South 21; Benton (St. Joseph) 24, Lafayette (St. Joseph) 15.

Quarterfinals: Festus 14, Central (New Madrid County) 0; Rock Bridge 31, Ladue Horton Watkins 0; Webb City 41, Salem 0; Benton (St. Joseph) 14, Belton 2.

Semifinals: Rock Bridge 35, Festus 0; Webb City 46, Benton (St. Joseph) 0.

Championship: Webb City 20, Rock Bridge 7.

Class 5A

Sectionals: Poplar Bluff 21, Kirkwood 0; Parkway Central 21, Eureka 20; McCluer North 42, SLUH 7; Hazelwood West 35, McCluer 26; Jefferson City 23, St. Charles West 18; Lebanon 22, Joplin 10; Rockhurst 21, Blue Springs 6; Liberty 27, Oak Park 23.

Quarterfinals: Parkway Central 35, Poplar Bluff 0; McCluer North 35, Hazelwood West 7; Jefferson City 41, Lebanon 0; Rockhurst 49, Liberty 22.

Semifinals: McCluer North 10, Parkway Central 7; Jefferson City 7, Rockhurst 6 (ot).

Championship: Jefferson City 35, McCluer North 0.

0; Pembroke Hill 14, Smithville 0;

Semifinals: Monroe City 37, East Prairie 0; Warsaw 13, Pembroke Hill 9.

Championship: Monroe City 18, Warsaw 13.

Class 3A

Sectionals: Caruthersville 47, Charleston 12; St. Francis Borgia 21, Clayton 10; Duchesne 28, Montgomery County 0; Knob Noster 30, Owensville 13; Ava 38, Buffalo 6; Seneca 40, Branson 34; Odessa 35, Lamar 13; Platte County 28, Chillicothe 14.

Quarterfinals: Caruthersville 18, St. Francis Borgia 7; Knob Noster 35, Duchesne 7; Seneca 30, Ava 0; Odessa 52, Platte County 21.

Semifinals: Knob Noster 28, Caruthersville 7; Odessa 38, Seneca 18.

Championship: Odessa 28, Knob Noster 0.

Class 4A

Sectionals: Jackson 14, Festus 7; Washington 18, Cleveland Naval Jr. ROTC 8; Vianney 7, Ladue Horton Watkins 0; Helias 12, St. Charles West 7; Rolla 20, Ozark 0; Neosho 16, Warrensburg 7; Raymore-Peculiar 35, Van Horn 18; Excelsior Springs 44, Lafayette (St. Joseph) 18.

Quarterfinals: Jackson 28, Washington 0; Helias 13, Vianney 12; Rolla 28, Neosho 15; Excelsior Springs 18, Raymore-Peculiar 16.

Semifinals: Jackson 17, Helias 13; Excelsior Springs 30, Rolla 13.

Championship: Excelsior Springs 12, Jackson 6.

Class 5A

Sectionals: Mehlville 42, Oakville 0; Lafayette (Ballwin) 14, Parkway South 7; Hazelwood East 47, SLUH 28; Pattonville 22, Hazelwood Central 19; Jefferson City 20, Francis Howell North 0; Kickapoo 34, Parkway 7; Blue Springs South 38, Blue Springs 13; Oak Park 38, Liberty 23.

Quarterfinals: Mehlville 12, Lafayette (Ballwin) 0; Pattonville 14, Hazelwood East 3; Jefferson City 14, Kickapoo 12; Oak Park 28, Blue Springs South 21.

Semifinals: Mehlville 30, Pattonville 0; Jefferson City 38, Oak Park 7.

Championship: Jefferson City 14, Mehlville 7.

1995

8-Man

Semifinals: North Andrew 26, DeKalb 12; Worth County 36, Nodaway-Holt 26.

Championship: Worth County 48, North Andrew 26.

Class 1A

Sectionals: Valle Catholic 41, Brentwood 0; Miller 35, Thayer 0; Adrian 6, Rich Hill 0; Cass-Midway 41, Crest Ridge 14; North Shelby 44, Salisbury 8; Gallatin 39, Knox County 14; Wellington-Napoleon 14, Hardin-Central 8; North Platte 44, Tarkio 21.

Quarterfinals: Valle Catholic 36, Miller 13; Adrian 20, Cass-Midway 17; North Shelby 34, Gallatin 0; Wellington-Napoleon 46, North Platte 0.

Semifinals: Valle Catholic 43, Adrian 22; Wellington-Napoleon 39, North Shelby 26.

Championship: Valle Catholic 63, Wellington-Napoleon 13.

Class 2A

Sectionals: Portageville 33, St. Pius X (Festus) 0; John Burroughs 21, Cardinal Ritter 0; Monroe City 14, Hermann 0; Palmyra 30, Marceline 14; Cabool 7, Marionville 6; Warsaw 14, East Newton 7; Lexington 34, Grain Valley 7; Smithville 14, Plattsburg 12.

Quarterfinals: John Burroughs 7, Portageville 0; Palmyra 26, Monroe City 13; Warsaw 35, Cabool 20; Lexington 14, Smithville 13.

Semifinals: John Burroughs 14, Palmyra 7; Lexington 42, Warsaw 22.

Championship: John Burroughs 14, Lexington 14.

Class 3A

Sectionals: Central (New Madrid County) 29, Charleston 12; Herculaneum 19, St. Francis Borgia 17; Warrenton 41, Macon 38 (ot); Knob Noster 31, California 15; Bolivar 25, Salem 21; Seneca 34, Branson 6; Oak Grove 27, Lamar 18; Cameron 24, Platte County 7.

Quarterfinals: Herculaneum 29, Central (New Madrid County) 14; Warrenton 21, Knob Noster 12; Seneca 6, Bolivar 0; Oak Grove 50, Cameron 7.

Semifinals: Herculaneum 22, Warrenton 14; Seneca 40, Oak Grove 14.

Championship: Seneca 35, Herculaneum 14.

Class 4A

Sectionals: Jackson 48, Hillsboro 13; Gateway 15, Pacific 14; Rockwood Summit 21, Vianney 7; Mexico 14, Hannibal 7 (ot); Republic 8, Rolla 7; Camdenton 19, Neosho 0; Center (KC) 18, Marshall 16; Hickman Mills 12, Lafayette (St. Joseph) 7.

Quarterfinals: Jackson 35, Gateway 7; Mexico 13, Rockwood Summit 7; Camdenton 33, Republic 3; Hickman Mills 39, Center (KC) 6.

Semifinals: Jackson 21, Mexico 14; Camdenton 31, Hickman Mills 16.

Championship: Camdenton 20, Jackson 19.

Class 5A

Sectionals: Mehlville 49, Sikeston 14; Parkway South 29, Parkway Central 14; Hazelwood East 54, Sumner 19; Hazelwood Central 35, Pattonville 28; Jefferson City 41, Francis Howell 6; Kickapoo 44, Parkway 27; Blue Springs South 10, Rockhurst 7; Central (St. Joseph) 27, Fort Osage 23.

Quarterfinals: Mehlville 35, Parkway South 14; Hazelwood East 34, Hazelwood Central 32; Kickapoo 21, Jefferson City 14; Blue Springs South 48, Central (St. Joseph) 7.

Semifinals: Hazelwood East 21, Mehlville 17; Blue Springs South 30, Kickapoo 20.

Championship: Hazelwood East 42, Blue Springs South 3.

1996

8-Man

Semifinals: Fairfax 22, DeKalb 14; North Andrew 42, Worth County 22.

Championship: North Andrew 44, Fairfax 18.

Class 1A

Sectionals: Marionville 21, St. Vincent 20; Pierce City 34, Liberal 28 (4ot); Cass-Midway 36, Adrian 18; Crest Ridge 54, Sweet Springs 13; Salisbury 30, Van-Far 7; Scotland

County 13, Princeton 8; Santa Fe 35, Norborne 0; Plattsburg 21, Albany 13.

Quarterfinals: Marionville 19, Pierce City 12; Cass-Midway 23, Crest Ridge 6; Scotland County 27, Salisbury 13; Santa Fe 16, Plattsburg 14.

Semifinals: Cass-Midway 31, Marionville 7; Santa Fe 21, Scotland County 19.

Championship: Cass-Midway 42, Santa Fe 13.

Class 2A

Sectionals: Malden 28, Crystal City 20; John Burroughs 12, Berkeley 0; Monroe City 25, Hermann 21; Palmyra 28, Marceline 12; Springfield Catholic 19, Warsaw 18; Stockton 14, Sherwood 6; Grain Valley 22, St. Pius X (KC) 21 (ot); Penney 15, Smithville 14.

Quarterfinals: John Burroughs 34, Malden 20; Monroe City 14, Palmyra 13; Springfield Catholic 21, Stockton 20; Grain Valley 28, Penney 14.

Semifinals: Monroe City 28, John Burroughs 21 (ot); Springfield Catholic 29, Grain Valley 20.

Championship: Monroe City 21, Springfield Catholic 0.

Class 3A

Sectionals: Charleston 12, Central (New Madrid County) 7; MICDS 40, Afton 0; St. Francis Borgia 48, Salem 7; Chillicothe 38, Macon 6; Branson 38, Mountain Grove 0; Seneca 26, Monett 14; California 20, Richmond 14; Maryville 31, O'Hara 0.

Quarterfinals: MICDS 39, Charleston 38; St. Francis Borgia 20, Chillicothe 3; Branson 47, Seneca 0; Maryville 36, California 0.

Semifinals: MICDS 28, St. Francis Borgia 17; Maryville 21, Branson 14.

Championship: MICDS 44, Maryville 14.

Class 4A

Sectionals: North County (Bonne Terre) 28, Windsor (Imperial) 8; Eureka 36, Chaminate 13; Camdenton 40, Washington 0; Helias 41, St. Charles West 8; Ozark 17, Neosho 13; Webb City 34, Center (KC) 7; Excelsior Springs 32, Warrensburg 0; Westport 28, Benton (St. Joseph) 24.

Quarterfinals: North County (Bonne Terre) 48, Eureka 29; Camdenton 20, Helias 19; Webb City 42, Ozark 13; Excelsior Springs 37, Westport 0.

Semifinals: Camdenton 21, North County (Bonne Terre) 3; Excelsior Springs 14, Webb City 9.

Championship: Excelsior Springs 36, Camdenton 15.

Class 5A

Sectionals: Mehlville 35, Jackson 6; Parkway Central 27, Webster Groves 12; SLUH 7, Sumner 6; Hazelwood Central 30, Pattonville 28; Francis Howell 23, Hickman 12; Jefferson City 44, Glendale 26; Rockhurst 42, Blue Springs 7; Oak Park 35, Liberty 33.

Quarterfinals: Mehlville 62, Parkway Central 27; Hazelwood Central 22, SLUH 7; Jefferson City 41, Francis Howell 15; Oak Park 17, Rockhurst 7.

Semifinals: Hazelwood Central 31, Mehlville 14; Oak Park 38, Jefferson City 35.

Championship: Hazelwood Central 21, Oak Park 20.

1997

8-Man

Semifinals: South Holt 62, DeKalb 28; North Andrew 26, Worth County 24.

Championship: North Andrew 46, South Holt 0.

Class 1A

Sectionals: Marionville 21, St. Vincent 0; Pierce City 30, Liberal 0; Cass-Midway 17, Adrian 8; Crest Ridge 49, St. Paul Lutheran 20; Salisbury 37, Lutheran (St. Charles County) 13; Gallatin 21, Scotland County 12; Santa Fe 32, Polo 19; Plattsburg 34, Rock Port 21.

Quarterfinals: Marionville 10, Pierce City 7; Cass-Midway 20, Crest Ridge 6; Salisbury 31, Gallatin 6; Santa Fe 34, Plattsburg 0.

Semifinals: Marionville 28, Cass-Midway 0; Salisbury 6, Santa Fe 0.

Championship: Salisbury 22, Marionville 20.

Class 2A

Sectionals: Portageville 12, Brentwood 9; Lutheran North 32, Orchard Farm 17; Monroe City 35, Blair Oaks 20; Palmyra 41, Brookfield 0; Springfield Catholic 26, Warsaw 13; East Newton 39, Butler 8; Carrollton 21, Grain Valley 0; Lawson 27, Smithville 20.


Quarterfinals: Portageville 34, Lutheran North 33 (ot); Monroe City 34, Palmyra 28; Springfield Catholic 35, East Newton 13; Carrollton 49, Lawson 7.

Semifinals: Monroe City 53, Portageville 7; Springfield Catholic 35, Carrollton 7.

Championship: Springfield Catholic 28, Monroe City 0.

Class 3A

Sectionals: Central (New Madrid County) 12, Ste. Genevieve 6; MICDS 33, Clayton 6; Owensville 47, St. Francis Borgia 28; Chillicothe 55, Montgomery County 0; Branson 28, Reeds Spring 20; Mount Vernon 31, Monett 21; California 28, Odessa 14; Platte County 35, Oak Grove 14.



Brock Olivo (No. 32 left) of St. Francis Borgia helped his Knights to a Class 3A title in 1993 with a 121-yard rushing effort in the championship game against Chillicothe. Borgia won the come-from-behind contest by a 24-21 score to earn the school's only state football title. Olivo went on to stardom at the University of Missouri and a stint with the Detroit Lions of the NFL. (photo by Washington Missourian).

1994

8-Man

Semifinals: North Andrew 14, Southwest (Ludlow) 8; Fairfax 44, West Nodaway 28.

Championship: Fairfax 40, North Andrew 8.

Class 1A

Sectionals: Brentwood 35, St. Vincent 12; Miller 28, Thayer 20; Adrian 39, Lockwood 0; Cass-Midway 3, Crest Ridge 0; North Shelby 38, Fayette 7; Milan 29, Scotland County 14; Hardin-Central 27, Santa Fe 0; Tarkio 21, North Platte 14.

Quarterfinals: Miller 26, Brentwood 14; Adrian 35, Cass-Midway 0; North Shelby 14, Milan 7; Tarkio 14, Hardin-Central 8.

Semifinals: Miller 18, Adrian 15 (3ot); Tarkio 7, North Shelby 3.

Championship: Miller 20, Tarkio 0.

Class 2A

Sectionals: East Prairie 59, St. Pius X (Festus) 20; John Burroughs 9, Cardinal Ritter 0; Monroe City 34, North Callaway 7; Palmyra 19, Putnam County 15; Springfield Catholic 30, Stockton 8; Warsaw 43, East Newton 6; Pembroke Hill 6, Lexington 0; Smithville 40, Plattsburg 23.

Quarterfinals: East Prairie 10, John Burroughs 7 (ot); Monroe City 20, Palmyra 6; Warsaw 42, Springfield Catholic

■ All-Time MSHSAA Football Playoff Results

Quarterfinals: MICDS 17, Central (New Madrid County) 8; Chillicothe 21, Owensville 14; Branson 33, Mount Vernon 13; California 13, Platte County 6 (ot).

Semifinals: MICDS 20, Chillicothe 10; California 28, Branson 14.

Championship: California 36, MICDS 19.

Class 4A

Sectionals: North County (Bonne Terre) 27, Windsor (Imperial) 8; Eureka 49, Vianney 0; Waynesville 41, Washington 14; McCluer North 20, Helias 0; Ozark 21, Neosho 18; Webb City 45, Raymore-Peculiar 15; Raytown South 42, Marshall 12; Savannah 56, Westport 8.

Quarterfinals: North County (Bonne Terre) 28, Eureka 0; McCluer North 34, Waynesville 17; Webb City 35, Ozark 14; Savannah 24, Raytown South 14.

Semifinals: North County (Bonne Terre) 27, McCluer North 14; Webb City 19, Savannah 7.

Championship: Webb City 44, North County (Bonne Terre) 14.

Class 5A

Sectionals: Jackson 34, Kirkwood 7; Parkway Central 42, Northwest (House Sp.) 14; SLUH 42, Roosevelt 0; Pattonville 14, Riverview Gardens 10; Hickman 49, Francis Howell 14; Jefferson City 49, Glendale 13; Blue Springs 20, Rockhurst 6; Liberty 42, Oak Park 28.

Quarterfinals: Parkway Central 31, Jackson 10; Pattonville 42, SLUH 7; Jefferson City 35, Hickman 14; Liberty 34, Blue Springs 8.

Semifinals: Parkway Central 29, Pattonville 0; Jefferson City 43, Liberty 19.

Championship: Jefferson City 23, Parkway Central 19.

1998

8-Man

Semifinals: DeKalb 64, Mound City 46; Worth County 54, North Andrew 0.

Championship: Worth County 58, DeKalb 16.

Class 1A

Sectionals: St. Vincent 10, Cardinal Ritter 0; Fair Grove 46, Miller 22; Adrian 49, Liberal 14; Cass-Midway 7, Crest Ridge 0; Salisbury 34, Scotland County 20; Santa Fe 48, Wellington-Napoleon 19; North Platte 39, Polo 12; Maysville 13, Gallatin 12.

Quarterfinals: St. Vincent 21, Fair Grove 7; Adrian 45, Cass-Midway 7; Salisbury 14, Santa Fe 7; North Platte 35, Maysville 22.

Semifinals: St. Vincent 17, Adrian 14; North Platte 28, Salisbury 22.

Championship: North Platte 30, St. Vincent 7.

Class 2A

Sectionals: Scott City 21, Malden 0; Lutheran North 24, St. Pius X (Festus) 18; Hermann 35, Louisiana 6; Monroe City 28, Brookfield 6; Springfield Catholic 23, East Newton 20; Warsaw 42, Stockton 12; St. Pius X (KC) 42, Carrollton 7; Lathrop 26, Trenton 6.

Quarterfinals: Lutheran North 24, Scott City 17; Monroe City 47, Hermann 14; Springfield Catholic 34, Warsaw 0; St. Pius X (KC) 22, Lathrop 21.

Semifinals: Monroe City 21, Lutheran North 3; St. Pius X (KC) 20, Springfield Catholic 14.

Championship: St. Pius X (KC) 14, Monroe City 0.

Class 3A

Sectionals: Ste. Genevieve 14, Central (New Madrid County) 0; Duchesne 28, Jennings 0; Warrenton 45, Sullivan 22; California 42, Fulton 0; Ava 36, Cassville 14; Harrisonville 41, Monett 6; Booneville 44, Southeast (KC) 8; O'Hara 30, Chillicothe 27.

Quarterfinals: Ste. Genevieve 21, Duchesne 20 (ot); California 49, Warrenton 16; Harrisonville 41, Ava 7; Booneville 24, O'Hara 6.

Semifinals: California 21, Ste. Genevieve 7; Booneville 27, Harrisonville 21.

Championship: Booneville 33, California 22.

Class 4A

Sectionals: North County (Bonne Terre) 35, Perryville 14; Salem 38, Eureka 28; Summer 30, Clayton 10; Helias 34, St. Charles West 7; Ozark 30, Camdenton 7; Branson 31, Nevada 28; Belton 27, Hickman Mills 7; Central (KC) 14, Lafayette (St. Joseph) 6.

Quarterfinals: Salem 33, North County (Bonne Terre) 0; Helias 35, Summer 6; Ozark 40, Branson 17; Central (KC) 20, Belton 7.

Semifinals: Helias 28, Salem 7; Ozark 24, Central (KC) 0.

Championship: Helias 37, Ozark 12.

Class 5A

Sectionals: Kirkwood 41, Poplar Bluff 25; Parkway West 38, Rockwood Summit 14; Parkway North 36, Pattonville 14; Riverview Gardens 20, SLUH 7; Francis Howell 32, Ft. Zumwalt South 14; Jefferson City 63, Glendale 7; Rockhurst 49, Blue Springs South 14; Hickman 49, Oak Park 14.

Quarterfinals: Kirkwood 26, Parkway West 0; Riverview Gardens 25, Parkway North 20; Jefferson City 45, Francis

Howell 13; Rockhurst 43, Hickman 16.

Semifinals: Riverview Gardens 20, Kirkwood 14; Jefferson City 28, Rockhurst 21.

Championship: Riverview Gardens 41, Jefferson City 34.

1999

8-Man

Semifinals: Mound City 42, DeKalb 26; North Andrew 54, Worth County 48.

Championship: Mound City 62, North Andrew 60.

Class 1A

Sectionals: St. Vincent 38, Lutheran (St. Charles County) 0; Greenfield 41, Miller 9; Rich Hill 37, Lockwood 7; Crest Ridge 40, Sherwood 19; Milan 35, Salisbury 28; Santa Fe 59, Concordia 19; Hardin-Central 34, East Buchanan 10; South Harrison 28, Rock Port 26.

Quarterfinals: St. Vincent 11, Greenfield 8; Rich Hill 15, Crest Ridge 14; Santa Fe 20, Milan 7; South Harrison 26, Hardin-Central 8.

Semifinals: Rich Hill 21, St. Vincent 0; Santa Fe 20, South Harrison 0.

Championship: Rich Hill 15, Santa Fe 7.

Class 2A

Sectionals: Scott City 42, Malden 12; Lutheran North 48, St. Pius X (Festus) 13; North Callaway 43, Louisiana 12; Palmyra 27, Clark County 20; Willow Springs 28, East Newton 22; El Dorado Springs 38, Warsaw 26; St. Pius X (KC) 33, Lafayette County 19; Lawson 49, Marceline 7.

Quarterfinals: Lutheran North 47, Scott City 21; Palmyra 23, North Callaway 12; El Dorado Springs 31, Willow Springs 22; St. Pius X (KC) 42, Lawson 28.

Semifinals: Lutheran North 40, Palmyra 10; St. Pius X (KC) 35, El Dorado Springs 13.

Championship: Lutheran North 28, St. Pius X 21.

Class 3A

Sectionals: Central (New Madrid County) 34, Ste. Genevieve 0; Duchesne 36, Jennings 8; Sullivan 48, Montgomery County 8; California 56, Fulton 26; Aurora 45, Ava 6; Oak Grove 35, Seneca 7; Booneville 54, Lincoln Prep Academy 0; Platte County 34, Chillicothe 28 (2ot).

Quarterfinals: Duchesne 25, Central (New Madrid County) 20; California 49, Sullivan 14; Aurora 31, Oak Grove 20; Platte County 53, Booneville 35.

Semifinals: California 35, Duchesne 0; Aurora 14, Platte County 0.

Championship: Aurora 7, California 0.

Class 4A

Sectionals: North County (Bonne Terre) 14, Hillsboro 6; Salem 52, University City 27; Summer 36, Ladue Horton Watkins 34; Helias 20, Chaminade 3; Camdenton 31, Ozark 9; Willard 14, Neosho 13; Park Hill South 23, Belton 9; Central (KC) 35, Benton (St. Joseph) 18.

Quarterfinals: Salem 30, North County (Bonne Terre) 28; Helias 35, Summer 0; Camdenton 41, Willard 7; Park Hill South 42, Central (KC) 6.

Semifinals: Helias 7, Salem 0; Camdenton 28, Park Hill South 7.

Championship: Camdenton 15, Helias 14.

Class 5A

Sectionals: Mehlville 49, Jackson 7; Rockwood Summit 47, Lafayette (Ballwin) 34; Pattonville 17, Parkway South 0; SLUH 35, Hazelwood East 33; Francis Howell 16, Ft. Zumwalt South 7; Jefferson City 49, Kickapoo 28; Rockhurst 36, Blue Springs South 6; Liberty 34, Oak Park 24.

Quarterfinals: Mehlville 37, Rockwood Summit 3; SLUH 34, Pattonville 17; Jefferson City 37, Francis Howell 27; Rockhurst 28, Liberty 7.

Semifinals: Mehlville 19, SLUH 14; Rockhurst 34, Jefferson City 0.

Championship: Mehlville 15, Rockhurst 7.

2000

8-Man

Semifinals: Mound City 42, Miami 39; Worth County 62, North Andrew 20.

Championship: Worth County 44, Mound City 14.

Class 1A

Sectionals: St. Vincent 28, Van-Far 0; Westran 15, Sweet Springs 14; Pierce City 18, Greenfield 6; Adrian 41, Lockwood 12; East Buchanan 30, Cass-Midway 13; Santa Fe 33, St. Mary's (Indep.) 0; Braymer 10, Rock Port 8; South Harrison 35, Schuyler County 7.

Quarterfinals: St. Vincent 31, Westran 8; Adrian 28, Pierce City 0; Santa Fe 44, East Buchanan 15; South Harrison 38, Braymer 0.

Semifinals: St. Vincent 24, Adrian 7; Santa Fe 21, South Harrison 19.

Championship: Santa Fe 12, St. Vincent 0.



Platte County High School became the first school since 1990 to win three straight Show-Me Bowl titles when it captured the Class 3 title in 2002. At the time, the Pirates were just the fifth school to "three-peat" in football. (Jostens).

Class 2A

Sectionals: Malden 34, Charleston 14; Lutheran North 21, Principia 7; North Callaway 18, Cuba 7; Palmyra 13, South Shelby 0; Willow Springs 12, Stockton 20 (ot); East Newton 27, El Dorado Springs 19; Grain Valley 7, Brookfield 0; St. Pius X (KC) 20, Plattsburg 0.

Quarterfinals: Lutheran North 12, Malden 6; Palmyra 16, North Callaway 14; East Newton 27, Willow Springs 20 (ot); St. Pius X (KC) 24, Grain Valley 7.

Semifinals: Palmyra 21, Lutheran North 14; St. Pius X (KC) 35, East Newton 7.

Championship: St. Pius X (KC) 34, Palmyra 21.

Class 3A

Sectionals: Festus 30, Central (New Madrid County) 28; MICDS 28, Clayton 14; St. Francis Borgia 28, Fulton 7; Salem 7, California 6; Marshfield 14, Buffalo 8; O'Hara 23, Seneca 0; Oak Grove 19, Odessa 0; Platte County 35, Chillicothe 7.

Quarterfinals: Festus 24, MICDS 15; Salem 21, St. Francis Borgia 17; O'Hara 42, Marshfield 6; Platte County 45, Oak Grove 0.

Semifinals: Salem 35, Festus 26; Platte County 35, O'Hara 21.

Championship: Platte County 32, Salem 9.

Class 4A

Sectionals: Central (Cape Girardeau) 33, Hillsboro 17; Washington 39, Eureka 27; McCluer North 48, Cleveland Naval Jr. ROTC 14; Hannibal 24, St. Charles 6; Camdenton 30, Warrensburg 7; Webb City 31, Ozark 6; Excelsior Springs 31, Belton 0; Park Hill 47, Central (KC) 0.

Quarterfinals: Washington 21, Central (Cape Girardeau) 14; McCluer North 45, Hannibal 29; Webb City 42, Camdenton 0; Park Hill 21, Excelsior Springs 14.

Semifinals: McCluer North 28, Washington 16; Webb City 35, Park Hill 27.

Championship: Webb City 41, McCluer North 0.

Class 5A

Sectionals: Parkway South 45, Poplar Bluff 0; Parkway West 20, Kirkwood 12; Pattonville 23, DeSmet 17 (3ot); CBC 31, Hazelwood East 20; Hickman 28, Francis Howell Central 7; Kickapoo 34, Lebanon 7; Blue Springs 42, Fort Osage 28; Rockhurst 20, Liberty 17 (ot).

Quarterfinals: Parkway South 40, Parkway West 0; Pattonville 41, CBC 13; Kickapoo 12, Hickman 6; Rockhurst 20, Blue Springs 16.

Semifinals: Pattonville 24, Parkway South 20; Rockhurst 26, Kickapoo 14.

Championship: Rockhurst 23, Pattonville 7.

2001

8-Man

Semifinals: Miami 52, Mound City 6; Worth County 54, St. Joseph Christian 22.

Championship: Worth County 48, Miami 40.

Class 1A

Sectionals: Hayti 37, Cardinal Ritter 0; Tipton 63, Salisbury 22; Diamond 26, Pierce City 24; Lockwood 28, Adrian 0; West Platte 34, Hogan Prep Academy 14; Santa Fe 47, St. Mary's (Indep.) 9; Rock Port 35, Braymer 0; South Harrison 34, Schuyler County 14.

Quarterfinals: Tipton 45, Hayti 8; Lockwood 48, Diamond 6; West Platte 14, Santa Fe 6; South Harrison 34, Rock Port 16.

Semifinals: Lockwood 28, Tipton 7; West Platte 13, South Harrison 12.

Championship: West Platte 20, Lockwood 13.

Class 2A

Sectionals: Charleston 27, Portageville 6; John Burroughs 42, St. Pius X (Festus) 16; Blair Oaks 40, North Callaway 6; Monroe City 53, South Shelby 26; Springfield Catholic 20, Willow Springs 3; Warsaw 16, East Newton 12; Grain Valley 18, Brookfield 7; St. Pius X (KC) 34, Plattsburg 24.

City 42, Blair Oaks 13; Warsaw 44, Springfield Catholic 16; Grain Valley 24, St. Pius X (KC) 16.

Semifinals: John Burroughs 33, Monroe City 19; Warsaw 50, Grain Valley 14.

Championship: John Burroughs 36, Warsaw 32.

Class 3A

Sectionals: Central (New Madrid County) 28, Ste. Genevieve 6; Clayton 28, Herculaneum 8; Duchesne 23, Fulton 20; Salem 27, Versailles 21 (ot); Bolivar 28, Marshfield 7; Carl Junction 21, O'Hara 14 (ot); Odessa 20, Smithville 0; Platte County 29, Chillicothe 7.

Quarterfinals: Central (New Madrid County) 49, Clayton 26; Salem 35, Duchesne 7; Carl Junction 15, Bolivar 12; Platte County 29, Odessa 13.

Semifinals: Central (New Madrid County) 43, Salem 23; Platte County 36, Carl Junction 6.

Championship: Platte County 21, Central (New Madrid County) 14.

Class 4A

Sectionals: Central (Cape Gir.) 53, North County (Bonne Terre) 52 (2ot); Washington 21, Ladue Horton Watkins 20 (2ot); McCluer North 17, Vashon 14; Hanibal 17, Chaminda 13; Camdenton 14, Warrensburg 7 (ot); Webb City 42, Nixa 20; Center (Kansas City) 20, Raymore-Peculiar 7; Park Hill 49, Westport Edison Charter 14.

Quarterfinals: Washington 18, Central (Cape Gir.) 17; Hannibal 24, McCluer North 14; Webb City 21, Camdenton 7; Park Hill 55, Center (Kansas City) 8.

Semifinals: Washington 37, Hannibal 7; Webb City 31, Park Hill 17.

Championship: Webb City 45, Washington 0.

Class 5A

Sectionals: Jackson 31, Rockwood Summit 6; Parkway West 24, Lindbergh 7; Webster Groves 38, Pattonville 14; Hazelwood East 14, SLUH; Jefferson City 42, Ft. Zumwalt West 6; Kickapoo 28, Hillcrest 6; Blue Springs 33, Winnetonka 7; Rockhurst 34, Oak Park 14.

Quarterfinals: Jackson 19, Parkway West 0; Hazelwood East 35, Webster Groves 7; Jefferson City 19, Kickapoo 14; Blue Springs 31, Rockhurst 26.

Semifinals: Hazelwood East 21, Jackson 0; Blue Springs 24, Jefferson City 15.

Championship: Blue Springs 28, Hazelwood East 12.

2002

8-Man

Semifinals: DeKalb 36, Mound City 32; King City 28, North Andrew 24.

Championship: DeKalb 30, King City 26.

Class 1

Sectionals: Hayti 32, Paris 13; Tipton 44, Salisbury 38; Ash Grove 48, Sarcoxie 0; Lockwood 48, Osceola 8; Adrian 14, St. Mary's (Independence) 10; Santa Fe 14, Polo 7; East Buchanan 27, Tarkio 24; Princeton 34, Scotland County 6.

Quarterfinals: Hayti 44, Tipton 21; Ash Grove 33, Lockwood 28; Adrian 28, Santa Fe 24; Princeton 34, East Buchanan 20.

Semifinals: Hayti 34, Ash Grove 12; Adrian 35, Princeton 10.

Championship: Ash Grove 35, Hayti 22.

Class 2

Sectionals: Portageville 6, Charleston 0; Lutheran North 37, Principia 13; Centralia 28, Monroe City 0; Blair Oaks 41, Montgomery County 19; Willow Springs 29, Springfield Catholic 18; Warsaw 28, East Newton 7; St. Pius X (KC) 40, Lafayette County 7; Plattsburg 41, Brookfield 7.

Quarterfinals: Lutheran North 13, Portageville 7; Centralia 33, Blair Oaks 20; Warsaw 42, Willow Springs 18; St. Pius X (KC) 27, Plattsburg 20.

Semifinals: Centralia 14, Lutheran North 7; St. Pius X (KC) 23, Warsaw 0.

Championship: St. Pius X (KC) 28, Centralia 6.

All-Time MSHSAA Football Playoff Results

Class 3

Sectionals: Ste. Genevieve 36, Dexter 7; St. Francis Borgia 23, MICDS 9; Kirksville 28, Timberland 12; Salem 31, Versailles 29; Mountain Grove 17, Aurora 7; Seneca 49, Harrisonville 9; Odessa 27, Oak Grove 3; Platte County 35, Chillicothe 21.

Quarterfinals: Ste. Genevieve 42, St. Francis Borgia 20; Salem 42, Kirksville 27; Seneca 28, Mountain Grove 14; Platte County 21, Odessa 14.

Semifinals: Salem 34, Ste. Genevieve 28; Platte County 33, Seneca 6.

Championship: Platte County 34, Salem 13.

Class 4

Sectionals: Central (Cape Gir.) 36, Windsor (Imperial) 0; Eureka 41, St. Clair 8; Clayton 28, Cleveland NJROTC 12; Hannibal 29, St. Charles West 19; Helias 27, Nixa 21; Webb City 55, Republic 14; Marshall 42, Hickman Mills 40; Kearney 42, Westport Edison Charter 0.

Quarterfinals: Eureka 24, Central (Cape Gir.) 21; Clayton 39, Hannibal 20; Webb City 24, Helias 21 (ot); Kearney 52, Marshall 0.

Semifinals: Eureka 26, Clayton 14; Kearney 35, Webb City 21.

Championship: Kearney 36, Eureka 22.

Class 5

Sectionals: Webster Groves 36, Parkway Central 24; McCluer North 35, Riverview Gardens 0; Raymore-Peculiar 44, Vianney 14; Park Hill 21, William Chrisman 7.

Semifinals: Webster Groves 39, McCluer North 38 (2ot); Raymore-Peculiar 34, Park Hill 14.

Championship: Webster Groves 23, Raymore-Peculiar 22.

Class 6

Quarterfinals: Lindbergh 31, Kirkwood 20; Mehlville 17, Pattonville 14; Rock Bridge 42, Ft. Zumwalt West 7; Rockhurst 21, Blue Springs 7.

Semifinals: Lindbergh 27, Mehlville 21; Rockhurst 46, Rock Bridge 13.

Championship: Rockhurst 41, Lindbergh 7.

2003

8-Man

Semifinals: Mound City 28, DeKalb 22; North Andrew 70, North Nodaway 20.

Championship: Mound City 64, North Andrew 16.

Class 1

Sectionals: Paris 29, St. Vincent 20; Tipton 21, Salisbury 12; Marionville 45, Greenfield 8; Lockwood 26, Osceola 3; Cass-Midway 36, Orrick 24; Santa Fe 37, Polo 23; Mid-Buchanan 32, Rock Port 0; Princeton 36, Scotland County 0.

Quarterfinals: Tipton 35, Paris 0; Marionville 7, Lockwood 0; Santa Fe 15, Cass-Midway 12; Princeton 33, Mid-Buchanan 21.

Semifinals: Marionville 21, Tipton 6; Princeton 54, Santa Fe 12.

Championship: Marionville 19, Princeton 0.

Class 2

Sectionals: Caruthersville 35, Crystal City 14; Lutheran North 21, Principia 7; Centralia 41, Palmyra 14; Blair Oaks 49, Montgomery County 26; Springfield Catholic 17, Willow Springs 7; Warsaw 21, Lamar 7; Lawson 31, Pembroke Hill 21; Plattsburg 27, Brookfield 7.

Quarterfinals: Caruthersville 13, Lutheran North 7; Centralia 38, Blair Oaks 7; Springfield Catholic 20, Warsaw 6; Lawson 36, Plattsburg 14.

Semifinals: Centralia 44, Caruthersville 3; Lawson 24, Springfield Catholic 10.

Championship: Centralia 42, Lawson 9.

Class 3

Sectionals: Ste. Genevieve 41, Central (New Madrid County) 12; Duchesne 48, Herculaneum 21; Moberly 19, Timberland 14; Owensville 34, Fulton 6; Aurora 24, Mountain Grove 23; Harrisonville 24, Cassville 12; Richmond 56, California 23; Chillicothe 28, Platte County 14.

Quarterfinals: Ste. Genevieve 20, Duchesne 14; Owensville 26, Moberly 14; Harrisonville 40, Aurora 7; Richmond 6, Chillicothe 0.

Semifinals: Ste. Genevieve 37, Owensville 22; Harrisonville 42, Richmond 0.

Championship: Harrisonville 35, Ste. Genevieve 0.

Class 4

Sectionals: North County (Bonne Terre) 49, Central (Cape Girardeau) 13; Ladue Horton Watkins 40, Union 0; Vashon 27, St. Mary's (St. Louis) 7; Holt 6, St. Charles 0; Nixa 21, Helias 14; Webb City 35, Hillcrest 6; Grandview 31, Smith-Cotton 21; Kearney 77, Central (Kansas City) 14.

Quarterfinals: Ladue Horton Watkins 36, North County (Bonne Terre) 14; Holt 8, Vashon 0; Webb City 29, Nixa 15; Kearney 55, Grandview 20.

Semifinals: Ladue Horton Watkins 28, Holt 14; Kearney 43, Webb City 0.

Championship: Kearney 43, Ladue Horton Watkins 0.

Class 5

Quarterfinals: Webster Groves 56, Parkway Central 32; Hazelwood East 34, Riverview Gardens 6; Belton 53, Glendale 15; Park Hill 14, Winnetonka 13.

Semifinals: Webster Groves 42, Hazelwood East 35; Park Hill 34, Belton 21.

Championship: Park Hill 34, Webster Groves 20.

Class 6

Quarterfinals: Lindbergh 43, Kirkwood 27; Hazelwood Central 38, Mehlville 17; Hickman 24, Fort Zumwalt West 8; Blue Springs 24, Rockhurst 7.

Semifinals: Hazelwood Central 59, Lindbergh 21; Blue Springs 17, Rockhurst 7.

Championship: Blue Springs 53, Hazelwood Central 0.

2004

8-Man

Semifinals: South Holt 60, Stewartville 21; St. Joseph Christian 28, Stanberry 25.

Championship: South Holt 66, St. Joe Christian 48.

Class 1

Sectionals: St. Vincent 24, South Shelby 7; Salisbury 15, Tipton 13; Marionville 20, Pierce City 0; Greenfield 44, Skyline 17; Drexel 20, Orrick 14; Santa Fe 20, Gallatin 12; East Buchanan 42, Rock Port 0; Marceline 23, Scotland County 0.

Quarterfinals: St. Vincent 19, Salisbury 0; Marionville 35, Greenfield 12; Santa Fe 48, Drexel 18; East Buchanan 31, Marceline 7.

Semifinals: St. Vincent 20, Marionville 14; East Buchanan 21, Santa Fe 14.

Championship: St. Vincent 21, East Buchanan 0.

Class 2

Sectionals: Caruthersville 49, Charlestown 7; Lutheran (St. Peters) 35, Maplewood-Richmond Hts. 7; Monroe City 32, North Callaway 7; Blair Oaks 46, Montgomery County 30; Houston 21, Springfield Catholic 13; Mount Vernon 14, Holden 2; Lawson 44, Knob Noster 18; Cameron 35, Brookfield 20.

Quarterfinals: Caruthersville 27, Lutheran (St. Peters) 10; Blair Oaks 49, Monroe City 29; Houston 50, Mount Vernon 34; Cameron 26, Lawson 14.

Semifinals: Blair Oaks 36, Caruthersville 22; Cameron 39, Houston 6.

Championship: Blair Oaks 27, Cameron 26.

Class 3

Sectionals: Ste. Genevieve 20, Perryville 7; MICDS 42, Herculaneum 7; Kirksville 21, Lutheran North 13; Mountain Grove 38, St. Francis Borgia 16; Bolivar 33, Monett 29; Harrisonville 49, Osage 0; Richmond 22, Oak Grove 14; Maryville 36, Center (Kansas City) 31.

Quarterfinals: MICDS 35, Ste. Genevieve 6; Mountain Grove 27, Kirksville 19; Harrisonville 56, Bolivar 21; Maryville 41, Richmond 7.

Semifinals: MICDS 29, Mountain Grove 14; Harrisonville 26, Maryville 12.

Championship: MICDS 45, Harrisonville 42 (2ot).

Class 4

Sectionals: North County (Bonne Terre) 19, West Plains 7; St. Clair 34, Affton 14; Clayton 30, Summer 0; Holt 18, St. Charles West 10; Camdenton 16, Republic 14; Webb City 41, Ozark 6; Lee's Summit West 9, Raytown South 6 (3ot); Benton (St. Joseph) 27, Westport 6.

Quarterfinals: St. Clair 28, North County (Bonne Terre) 14; Clayton 24, Holt 21; Webb City 20, Camdenton 12; Benton 28, Lee's Summit West 7.

Semifinals: Clayton 35, St. Clair 0; Webb City 42, Benton (St. Joseph) 8.

Championship: Clayton 27, Webb City 26 (ot).

Class 5

Quarterfinals: Parkway Central 17, Rockwood Summit 14; McCluer North 19, Vashon 6; Raymore-Peculiar 42, Waynesville 20; Park Hill South 14, Truman 0.

Semifinals: McCluer North 23, Parkway Central 12; Raymore-Peculiar 40, Park Hill South 11.

Championship: Raymore-Peculiar 37, McCluer North 18.

Class 6

Quarterfinals: Kirkwood 56, Mehlville 28; Hazelwood East 33, Christian Brothers 7; Hickman 44, DeSmet 33; Rockhurst 28, Blue Springs 0.

Semifinals: Hazelwood East 34, Kirkwood 27; Hickman 10, Rockhurst 7.

Championship: Hickman 34, Hazelwood East 7.

2005

8-Man

Semifinals: Mound City 50, Stewartville 0; Worth County 50, St. Joseph Christian 20.

Championship: Mound City 42, Worth County 0.

Class 1

Sectionals: South Shelby 48, Valle Catholic 13; Salisbury 42, Crest Ridge 14; Marionville 60, McAuley Catholic 7; Greenfield 26, Skyline 24; Adrian 76, Wellington-Napoleon 34; Gallatin 41, St. Paul Lutheran 17; West Platte 56, Maysville 14; Putnam County 41, Schuyler County 14.

Quarterfinals: South Shelby 48, Salisbury 7; Marionville 46, Greenfield 7; Adrian 39, Gallatin 29; West Platte 41, Putnam County 16.

Semifinals: Marionville 21, South Shelby 14 (ot); West Platte 32, Adrian 23.

Championship: West Platte 35, Marionville 28.

Class 2

Sectionals: Crystal City 21, Caruthersville 6; Cardinal Ritter 24, Wright City 7; Centralia 26, Clark County 13; Montgomery County 40, Blair Oaks 39; Houston 33, Strafford 20; Mount Vernon 34, Holden 14; Lawson 28, Lafayette County 20; Cameron 45, Brookfield 15.

Quarterfinals: Cardinal Ritter 29, Crystal City 18; Montgomery County 34, Centralia 27; Houston 41, Mount Vernon 27; Cameron 52, Lawson 14.

Semifinals: Montgomery County 42, Cardinal Ritter 7; Cameron 63, Houston 19.

Championship: Cameron 64, Montgomery County 18.

Class 3

Sectionals: Ste. Genevieve 34, Dexter 21; MICDS 31, Herculaneum 24; Moberly 33, Lutheran North 22; Mountain Grove 27, St. Francis Borgia 10; Cassville 31, Bolivar 7; Harrisonville 28, Osage 0; Pleasant Hill 26, Odessa 18; Platte County 26, St. Plus X (Kansas City) 21.

Quarterfinals: MICDS 27, Ste. Genevieve 7; Mountain Grove 32, Moberly 21; Harrisonville 45, Cassville 14; Platte County 41, Pleasant Hill 6.

Semifinals: MICDS 24, Mountain Grove 13; Harrisonville 49, Platte County 6.

Championship: Harrisonville 42, MICDS 0.

Class 4

Sectionals: Farmington 23, West Plains 21; Affton 14, St. Clair 7; Clayton 28, St. Mary's (St. Louis) 7; Duchesne 14, Timberland 6; Camdenton 47, Republic 6; Webb City 35, Ozark 28; Lee's Summit West 40, Grandview 13; Benton (St. Joseph) 53, NorthEast (Kansas City) 7.

Quarterfinals: Affton 27, Farmington 6; Duchesne 7, Clayton 0; Camdenton 21, Webb City 14; Lee's Summit West 38, Benton (St. Joseph) 14.

Semifinals: Affton 20, Duchesne 0; Camdenton 25, Lee's Summit West 20.

Championship: Camdenton 36, Affton 19.

Class 5

Quarterfinals: Webster Groves 9, Eureka 7; McCluer North 42, Roosevelt 7; Raymore-Peculiar 36, Waynesville 20; Park Hill 42, Belton 21.

Semifinals: McCluer North 31, Webster Groves 21; Raymore-Peculiar 38, Park Hill 21.

Championship: Raymore-Peculiar 43, McCluer North 21.

Class 6

Quarterfinals: Kirkwood 42, Oakville 21; Hazelwood Central 13, Lafayette (Wildwood) 10; DeSmet 35, Rock Bridge 14; Rockhurst 19, Liberty 12.

Semifinals: Hazelwood Central 36, Kirkwood 28; DeSmet 59, Rockhurst 39.

Championship: DeSmet 48, Hazelwood Central 31.

2006

8-Man

Semifinals: St. Joseph Christian 60, Miami 6; Worth County 38, Mound City 12.

Championship: St. Joseph Christian 62, Worth County 26.

Class 1

Sectionals: St. Vincent 17, Valle Catholic 7; Marionville 41, McAuley Catholic 6; Adrian 28, Lockwood 27; Lone Jack 14, Tipton 7; Gallatin 41, Rock Port 6; Braymer 28, West Platte 25; Orrick 42, Salisbury 6; South Shelby 42, Putnam County 0.

Quarterfinals: Marionville 14, St. Vincent 7; Lone Jack 20, Adrian 6; Gallatin 39, Braymer 9; South Shelby 39, Orrick 20.

Semifinals: Marionville 25, Lone Jack 12; South Shelby 27, Gallatin 24.

Championship: South Shelby 34, Marionville 27 (ot).

Class 2

Sectionals: Caruthersville 28, Crystal City 22; Hermann 56, Maplewood-Richmond Hts. 14; Blair Oaks 28, Centralia 6; Clark County 26, Brookfield 0; Mountain Grove 42, Liberty (Mountain View) 7; Lamar 49, East Newton 21; Hogan Prep 41, Warsaw 18; Lawson 21, Lexington 14.

Quarterfinals: Hermann 48, Caruthersville 16; Blair Oaks 44, Clark County 14; Mountain Grove 13, Lamar 9; Hogan Prep 24, Lawson 14.

Semifinals: Blair Oaks 35, Hermann 25; Hogan Prep 16, Mountain Grove 7.

Championship: Blair Oaks 32, Hogan Prep 24.

Class 3

Sectionals: Ste. Genevieve 39, Central (New Madrid County) 12; Miller Career Academy 24, Westminster Christian Academy 14; Lutheran North 28, Moberly 19; Owensville 10, Osage 7; Mount Vernon 50, Ava 14; Harrisonville 45, Seneca 7; Grain Valley 21, Chillicothe 13; St. Plus X (Kansas City) 17, Platte County 14.

Quarterfinals: Ste. Genevieve 36, Miller Career Academy 22; Owensville 32, Lutheran North 21; Harrisonville 29, Mount Vernon 28; St. Plus X (Kansas City) 42, Grain Valley 12.

Semifinals: Owensville 40, Ste. Genevieve 6; Harrisonville 28, St. Plus X (Kansas City) 21 (ot).

Championship: Harrisonville 56, Owensville 21.

Class 4

Sectionals: Farmington 50, Central (Cape Girardeau) 7; Rockwood Summit 23, Vashon 0; Parkway North 36, Jennings 32; Hannibal 37, St. Charles West 7; Nixa 54, Union 14; Webb City 44, Carthage 20; Lee's Summit West 47, Marshall 7; Benton (St. Joseph) 46, Hickman Mills 27.

Quarterfinals: Farmington 22, Rockwood Summit 15; Hannibal 42, Parkway North 41 (ot); Webb City 35, Nixa 7; Lee's Summit West 28, Benton (St. Joseph) 3.

Semifinals: Hannibal 6, Farmington 0; Webb City 10, Lee's Summit West 6.

Championship: Webb City 26, Hannibal 0.



Harrisonville's 2003 victory over Ste. Genevieve gave the Wildcats their first state football title. Coach Fred Bouchard's team would appear in four straight Show-Me Bowls from 2003-06, winning three. (Columbia Photo).

■ All-Time MSHAA Football Playoff Results



Raymore-Peculiar celebrates its third consecutive Class 5 title in 2006 with its 42-32 win over Kirkwood at the Dome in St. Louis. The Panthers became just the sixth team to win three straight football titles. (Columbia Photo).

Class 5

Regionals: McCluer North 35, Parkway West 33; Kirkwood 35, Rolla 11; Raymore-Peculiar 28, Glendale 14; Park Hill 30, William Chrisman 6.

Semifinals: Kirkwood 28, McCluer North 7; Raymore-Peculiar 38, Park Hill 20.

Championship: Raymore-Peculiar 42, Kirkwood 32.

Class 6

Regionals: Mehlville 34, St. Louis Univ. High 7; Christian Brothers 49, Hazelwood Central 21; Jefferson City 30, Francis Howell Central 2; Blue Springs South 28, Blue Springs 24.

Semifinals: Christian Brothers 38, Mehlville 28; Blue Springs South 42, Jefferson City 7.

Championship: Blue Springs South 41, Christian Brothers 7.

2007

8-Man

Semifinals: Hardin-Central 32, St. Joseph Christian 28; Worth County 30, Mound City 22.

Championship: Worth County 70, Hardin-Central 6.

Class 1

Regionals: Hayti 46, Brentwood 0; Thayer 42, McAuley Catholic 7; Adrian 48, Lockwood 20; Tipton 32, Midway 14; Princeton 28, Maysville 26; West Platte 20, Lathrop 14 (ot); Orrick 46, Fayette 7; South Shelby 43, Marceline 0.

Quarterfinals: Thayer 14, Hayti 13; Tipton 44, Adrian 43; Princeton 45, West Platte 14; Orrick 26, South Shelby 10.

Semifinals: Thayer 35, Tipton 24; Orrick 44, Princeton 24.

Championship: Orrick 20, Thayer 8.

Class 2

Regionals: Crystal City 29, Charleston 28; Maplewood-Richmond Hts. 22, Hermann 7; Blair Oaks 30, Centralia 21; Trenton 28, Clark County 20; Cabool 28, Mountain Grove 27 (ot); East Newton 35, El Dorado Springs 34; Hogan Prep 50, Warsaw 27; Lawson 43, Carrollton 16.

Quarterfinals: Maplewood-Richmond Hts. 27, Crystal City 14; Blair Oaks 28, Trenton 6; East Newton 21, Cabool 14; Lawson 31, Hogan Prep 8.

Semifinals: Blair Oaks 42, Maplewood-Richmond Hts. 14; Lawson 39, East Newton 14.

Championship: Lawson 38, Blair Oaks 17.

Class 3

Regionals: Central (New Madrid County) 30, Fredericktown 20; MICDS 16, Miller Career Academy 8; Moberly 45, Lutheran North 18; St. Francis Borgia 36, Osage 10; Mount Vernon 45, Ava 28; Harrisonville 28, Monett 0; Grain Valley 48, Odessa 21; Platte County 10, St. Pius X (Kansas City) 3.

Quarterfinals: MICDS 28, Central (New Madrid County) 27; St. Francis Borgia 49, Moberly 21; Harrisonville 42, Mount Vernon 21; Grain Valley 24, Platte County 21.

Semifinals: MICDS 42, St. Francis Borgia 35 (3ot); Harrisonville 51, Grain Valley 35.

Championship: Harrisonville 49, MICDS 14.

Class 4

Regionals: Festus 44, West Plains 23; Vashon 27, Rockwood Summit 15; Parkway Central 35, Normandy 14; Timberland 33, Fort Zumwalt North 27 (ot); Ozark 57, Union 56 (ot); Carthage 23, Webb City 22; Lee's Summit West 26, Helias 0; Kearney 48, Hickman Mills 24.

Quarterfinals: Vashon 32, Festus 20; Parkway Central 28, Timberland 12; Ozark 27, Carthage 20; Lee's Summit West 35, Kearney 7.

Semifinals: Parkway Central 51, Vashon 27; Lee's Summit West 21, Ozark 14.

Championship: Lee's Summit West 35, Parkway Central 0.

Class 5

Regionals: Jackson 24, McCluer North 7; Waynesville 14, Kirkwood 7; Belton 41, Glendale 12; Fort Osage 30, Raytown South 0.

Semifinals: Waynesville 25, Jackson 14; Belton 35, Fort Osage 22.

Championship: Waynesville 17, Belton 7.

Class 6

Regionals: Mehlville 39, St. Louis Univ. High 14; Patonville 51, Lafayette (Wildwood) 21; DeSmet 27, Fort Zumwalt West 20; Rockhurst 42, Blue Springs 17.

Semifinals: Mehlville 19, Patonville 13; Rockhurst 67, DeSmet 7.

Championship: Rockhurst 28, Mehlville 9.

2008

8-Man

Regionals: Stewartsville 50, Hardin-Central 16; St. Joseph Christian 56, Miami 0; Mound City 66, North Andrew 0; Stanberry 58, West Nodaway 28.

Semifinals: St. Joseph Christian 68, Stewartsville 14; Mound City 52, Stanberry 0.

Championship: Mound City 48, St. Joseph Christian 16.

Class 1

Regionals: Hayti 54, Parris 19; Valle Catholic 41, St. Vincent 17; Thayer 74, McCauley Catholic 28; Miller 27, Lockwood 6; Greenfield 25, Appleton City 6; Adrian 15, Rich Hill 14; Midway 13, Sweet Springs 12; Tipton 42, University Academy 0; Wellington-Napoleon 55, Westran 16; Concordia 42, Salisbury 0; Princeton 28, Knox County 12; North Shelby 12, Marceline 0; Orrick 38, Maysville 0; Penney 35, Braymer 0; West Platte 48, Rock Port 7; East Buchanan 33, King City 12.

Sectionals: Valle Catholic 32, Hayti 14; Thayer 28, Miller 21; Greenfield 26, Adrian 0; Tipton 10, Midway 7; Wellington-Napoleon 48, Concordia 12; Princeton 20, North Shelby 0; Orrick 18, Penney 0; West Platte 33, East Buchanan 19.

Quarterfinals: Thayer 30, Valle Catholic 0; Tipton 19, Greenfield 0; Princeton 54, Wellington-Napoleon 28; Orrick 48, West Platte 39.

Semifinals: Thayer 36, Tipton 12; Orrick 28, Princeton 6.

Championship: Orrick 34, Thayer 28 (2ot)

Class 2

Regionals: Caruthersville 34, Crystal City 7; Malden 24, Scott City 8; Maplewood-Richmond Heights 26, Brentwood 0; Principia 42, Cleveland NJROTC 0; Centralia 57, South Callaway 14; Blair Oaks 49, Hermann 6; Brookfield 34, Monroe City 19; Clark County 27, South Shelby 7; Liberty (Mountain View) 34, Strafford 21; Fair Grove 47, Houston 6; Lamar 37, Skyline 7; Warsaw 48, Pierce City 7; Hogan Prep Academy 38, Knob Noster 23; Carrollton 61, Butler 6; Trenton 29, Lawson 22; Maryville 42, Plattsburg 16.

Sectionals: Caruthersville 28, Malden 21; Maplewood-Richmond Heights 36, Principia 12; Blair Oaks 13, Centralia 7; Clark County 32, Brookfield 6; Fair Grove 26, Liberty 13; Warsaw 22, Lamar 10; Carrollton 14, Hogan Prep 12; Maryville 49, Trenton 21.

Quarterfinals: Maplewood-Richmond Heights 44, Caruthersville 0; Clark County 19, Blair Oaks 18; Fair Grove 26, Warsaw 25; Maryville 28, Carrollton 20.

Semifinals: Clark County 39, Maplewood-Richmond Heights 14; Maryville 42, Fair Grove 6.

Championship: Clark County 10, Maryville 7

Class 3

Regionals: Central (New Madrid Co.) 28, Potosi 19; Ste. Genevieve 50, Perryville 20; Priory 47, Imagine College Prep 7; Cardinal Ritter 34, Herculeaneum 28; McCluer South-Berkley 44, Bowling Green 6; St. Francis Borgia 29, Lutheran North 10; Sullivan 28, Mexico 0; Fulton 20, Salem 7; Logan-Rogersville 33, Osage 19; Versailles 14, Mountain Grove 10; Cassville 27, Mt. Vernon 14; Monett 42, Springfield Catholic 7; Holden 43, Moberly 6; Pleasant Hill 28, Boonville 14; Smithville 35, O'Hara 34 (ot); Chillicothe 42, Pembroke Hill 0.

Sectionals: Central (New Madrid Co.) 72, Ste. Genevieve 52; Cardinal Ritter 22, Priory 17; McCluer South-Berkley 34, St. Francis Borgia 13; Sullivan 28, Fulton 13; Logan-Rogersville 27, Versailles 7; Cassville 28, Monett 14; Pleasant Hill 33, Holden 7; Chillicothe 40, Smithville 0.

Quarterfinals: Cardinal Ritter 20, Central (New Madrid Co.) 0; Sullivan 7, McCluer South-Berkley 0; Cassville 26, Logan-Rogersville 14; Chillicothe 29, Pleasant Hill 13.

Semifinals: Cardinal Ritter 48, Sullivan 21; Cassville 14, Chillicothe 13.

Championship: Cassville 31, Cardinal Ritter 7.

Class 4

Regionals: Farmington 48, DeSoto 6; West Plains 29, Festus 28; Sumner 28, Ladue-Horton Watkins 27; Gateway 52, Affton 0; University City 41, Duchesne 0; MICDS 21, Normandy 14; St. Charles West 47, Hannibal 21; Helias 41, Warrenton 10; Union 49, Willard 13; Bolivar 39, Hillsboro 0; Neosho 39, Carthage 13; Webb City 34, Branson 0; Smith-Cotton 47, Grandview (Kansas City) 12; Harrisonville 21, Hickman Mills 18; Staley 19, Lafayette (St. Joseph) 14; Kearney 48, Platte County 0.

Sectionals: Farmington 45, West Plains 27; Gateway 31, Sumner 0; MICDS 30, University City 13; Helias 38, St. Charles West 14; Bolivar 33, Union 18; Webb City 35, Neosho 8; Smith-Cotton 47, Harrisonville 23; Kearney 48, Staley 3.

Quarterfinals: Gateway 53, Farmington 0; Helias 30, MICDS 14; Webb City 41, Bolivar 21; Kearney 36, Smith-Cotton 7.

Semifinals: Helias 58, Gateway 19; Webb City 14, Kearney 7.

Championship: Webb City 41, Helias 34.

Class 5

Regionals: Jackson 38, Chaminade 30 (2ot); Kirkwood 14, Holt 13; McCluer 35, Timberland 28 (ot); Lebanon 35, Glendale 10; Lee's Summit West 38, Truman 6; Winnetonka 26, Oak Park 23.

Sectionals: Eureka 45, Vianey 7, Jackson 30, Parkway North 0; Hazelwood East 26, Kirkwood 14; Waynesville 41, McCluer 14; Raymore-Peculiar 42, Lebanon 14; Lee's Summit West 31, Ozark 6; Raytown South 43, Winnetonka 13; Ft. Osage 21, Park Hill 0.

Quarterfinals: Jackson 10, Eureka 7; Hazelwood East 22, Waynesville 8; Raymore-Peculiar 20, Lee's Summit West 14; Raytown South 6, Ft. Osage 0.

Semifinals: Hazelwood East 33, Jackson 6; Raytown South 27, Raymore-Peculiar 18.

Championship: Hazelwood East 39, Raytown South 34.

Class 6

Regionals: Oakville 24, Mehlville 7; Fox 36, St. Louis University 35 (ot); Hazelwood Central 42, Marquette 12; McCluer North 23, Lafayette (Wildwood) 14; Blue Springs South 34, Lee's Summit North 16; Rockhurst 48, Blue Springs 0; Jefferson City 42, Francis Howell 7; Ft. Zumwalt West 35, DeSmet 21.

Quarterfinals: Fox 39, Oakville 27; Hazelwood Central 24, McCluer North 6; Jefferson City 44, Ft. Zumwalt West 18; Blue Springs South 14, Rockhurst 9.

Semifinals: Hazelwood Central 31, Fox 6; Blue Springs South (11-2) 16, Jefferson City (9-3) 10.

Championship: Hazelwood Central 25, Blue Springs South 20.

2009

8-Man

Quarterfinals: Miami 66, DeKalb 6; St. Joseph Christian 74, Hardin-Central 20; Mound City 52, Worth County 0; Stanberry 40, Nodaway-Holt 18.

Semifinals: St. Joseph Christian 42, Miami 40; Mound City 32, Stanberry 7.

Championship: Mound City 50, St. Joseph Christian 8.

Class 1

Regionals: St. Vincent 42, Parris 14; Valle Catholic 69, Hayti 18; Thayer 36, Lockwood 21; Miller 36, Jasper 12; Greenfield 61, Archie 13; Adrian 48, Liberal 13; University Academy 49, Sweet Springs 28; Tipton 32, Lone Jack 6; Concordia 38, Salisbury 14; Wellington-Napoleon 48, Westran 41; Marceline 45, Scotland County 0; Knox County 34, Princeton 20; Orrick 44, Maysville 12; Penney 17, Braymer 14; North Platte 28, Rock Port 7; Mid-Buchanan 24, King City 12.

Sectionals: Valle Catholic 56, Paris 7; Miller 35, Thayer 34 (2ot); Adrian 28, Greenfield 25 (ot); Tipton 49, University Academy 7; Wellington-Napoleon 35, Concordia 14; Marceline 55, Knox County 28; Penney 51, Orrick 13; Mid-Buchanan 14, North Platte 10.

Quarterfinals: Valle Catholic 42, Miller 6; Tipton 26, Adrian 0; Wellington-Napoleon 29, Marceline 0; Penney 47, Mid-Buchanan 3.

Semifinals: Valle Catholic 49, Tipton 21; Penney 62, Wellington-Napoleon 27.

Championship: Penney 21, Valle Catholic 17

Class 2

Regionals: Caruthersville 42, Granview (Hillsboro) 0; Crystal City 34, East Prairie 7; Maplewood-Richmond Heights 14, Principia 12; Brentwood 20, Transportation and Law 14 (ot); Centralia 55, South Callaway 8; Blair Oaks 33, Wright City 20; South Shelby 34, Brookfield 7; Clark County 41, Mark Twain 26; Liberty (Mountain View) 52, Ash Grove 8; Fair Grove 42, Willow Springs 12; Lamar 28, El Dorado Springs 0; Pierce City 14, Warsaw 12; Hogan Prep Academy 22, Lexington 0; Carrollton 42, Sherwood 12; Lawson 40, South Harrison 13; Maryville 49, Plattsburg 3.

Hazelwood Central assistant coach Cliff Ice celebrates his team's 21-20 win over Oak Park at the Dome in the 1996 Class 5A final. Ice went on to coach Webster Groves to the 2002 and 2009 Class 5 titles (photo by Hazelwood Central HS).

Sectionals: Caruthersville 35, Crystal City 6; Brentwood 10, Maplewood-Richmond Hts. 7; Centralia 56, Blair Oaks 8; Clark County 26, South Shelby 13; Fair Grove 33, Liberty 23; Lamar 34; Pierce City 18; Hogan Prep 33, Carrollton 30; Maryville 15, Lawson 7.

Quarterfinals: Brentwood 28, Caruthersville 14; Centralia 56, Clark County 8; Lamar 42, Fair Grove 14; Maryville 35, Hogan Prep 32.

Semifinal: Brentwood 28, Centralia 27; Maryville 21, Lamar 7.

Championship: Maryville 35, Brentwood 0

Class 3

Regionals: Central (New Madrid Co.) 51, Fredericktown 14; Potosi 56, Dexter 21; Imagine College Prep 25, Herculeaneum 21; Priory 42, Cardinal Ritter 28; Trinity Catholic 28, St. Francis Borgia 7; Bowling Green 45, Lutheran North 15; Fulton 14, Salem 13; Mexico 7, Sullivan 0; Logan-Rogersville 35, Osage 14; Springfield Catholic 42, Seneca 21; Cassville 56, Aurora 14; Richmond 41, Holden 26; Pleasant Hill 35, Odessa 34; O'Hara 32, Chillicothe 29; Savannah 47, St. Pius X (Kansas City) 3.

Sectionals: Central (New Madrid Co.) 32, Potosi 24; Priory 63, Imagine College Prep 29; Bowling Green 41, Trinity Catholic 0; Mexico 14, Fulton 13; Logan-Rogersville 17, Mountain Grove 7; Cassville 17, Seneca 7; Pleasant Hill 21, Richmond 20; O'Hara 21, Savannah 16.

Quarterfinals: Priory 35, Central (New Madrid Co.) 12; Bowling Green 34, Mexico 7; Cassville 21, Logan-Rogersville 20; O'Hara 50, Pleasant Hill 49.

Semifinals: Bowling Green 20, Priory 7; Cassville 23, O'Hara 7.

Championship: Cassville 24, Bowling Green 7.

Class 4

Regionals: Sikeston 48, North County 6; Poplar Bluff 19, Festus 14; Ladue Horton Watkins 42, Gateway 18; Vashon 10, Affton 7; University City 28, MICDS 6; Normandy 42, Westminster Christian Academy 14; Hannibal 37, Ft. Zumwalt East 12; Helias 42, Warrenton 7; Hillcrest 42, Pacific 16; Bolivar 60, Union 29; Carthage 39, Neosho 36; Webb City 40, Branson 21; Harrisonville 50, Grandview 8; Grain Valley 51; Hickman Mills 34; Staley 34, Lafayette (St. Joseph) 0; Kearney 63, Westport 7.

Sectionals: Sikeston 26, Poplar Bluff 11; Ladue Horton Watkins 41, Vashon 13; Normandy 15, University City 14; Helias 48, Hannibal 31; Bolivar 28, Hillcrest 0; Webb City 41, Carthage 14; Harrisonville 14, Grain Valley 12; Kearney 28, Staley 0.

Quarterfinals: Sikeston 28, Ladue Horton Watkins 6; Helias 21, Normandy 13; Webb City 42, Bolivar 20; Kearney 41, Harrisonville 0.

Semifinals: Helias 37, Sikeston 8; Kearney 38, Webb City 13.

Championship: Kearney 27, Helias 15

Class 5

Regionals: Chaminade 35, Rockwood Summit 3; Parkway Central 15, McCluer 6; Rolla 28; Washington 21; Nixa 48, Raytown 12; Raytown South 30, Lee's Summit West 14; Winnetonka 56, Park Hill South 38.

Sectionals: Webster Groves 26, Eureka 25; Chaminade 24, Hazelwood East 21; Parkway Central 22, Timberland 8; Parkway North 38, Rolla 35 (4ot); Nixa 42, Caddenton 0; Raytown south 35, Ozark 13; Raymore-Peculiar 35, Winnetonka 13; Ft. Osage 29, Park Hill 6.

Quarterfinals: Webster Groves 34, Chaminade 29; Parkway North 21, Parkway Central 0; Raytown South 21, Nixa 15; Ft. Osage 30, Raymore-Peculiar 19.

Semifinals: Webster Groves 29, Parkway North, 0; Ft. Osage 13, Raytown South 6.

Championship: Webster Groves 31, Ft. Osage 14

Class 6

Regionals: Oakville 31, St. Louis University High 3; Fox 31, Lindbergh 28 (ot); Hazelwood Central 35, Christian Brothers College 7; Lafayette (Wildwood) 38, McCluer North 22; DeSmet 42, Ft. Zumwalt West 6; Jefferson City 37, Francis Howell 14; Rockhurst 35, Liberty 14; Blue Springs 45, Lee's Summit 12.

Quarterfinals: Oakville 45, Fox 17; Hazelwood Central 41, Lafayette (Wildwood) 10; DeSmet 27, Jefferson City 6; Blue Springs 23, Rockhurst 21.

Semifinals: Hazelwood Central 38, Oakville 8; Blue Springs 35, DeSmet 5.

Championship: Hazelwood Central 35, Blue Springs 24

