

Marquette University Law School

Exemplify Features

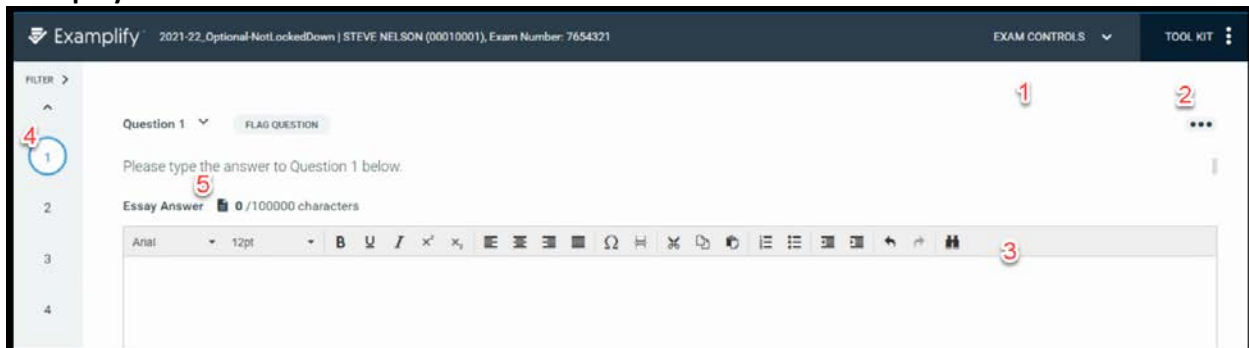
Those students taking scheduled final exams this semester, complete and submit the required practice test in Exemplify. This guide illustrates the features of Exemplify and includes sample text.

Type the following text into the **2022-23 Required-Practice Test** file. This exam includes the default features of secure in-class exam, it is secure, no spell check, no find/replace, and no calculator. These features are only available when permitted by your professor.

Sample Text

I understand that all of my course work, including and especially my exams, is governed by the Law School Academic Regulations. I understand that if I fail to follow exam instructions, impermissibly collaborate, or otherwise violate a standard of conduct listed in the Academic Regulations, disciplinary measures may include suspension or expulsion from Marquette University Law School. Records of student disciplinary action are visible to the Law School community on the Law School's website and are included in the student's academic record.

Exemplify Features

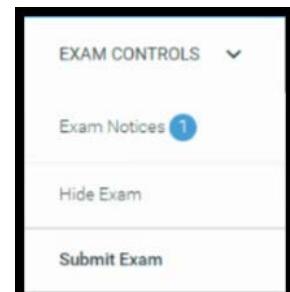
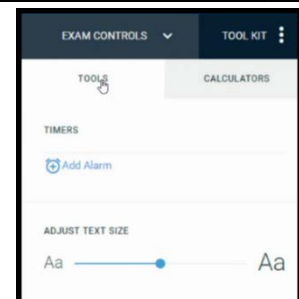


1 Exam Controls

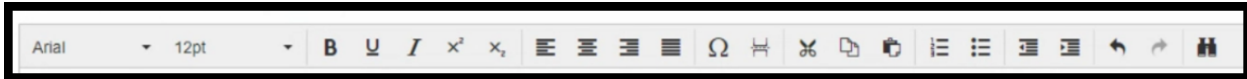
- Exam Notices
- Hide Exam
- Submit Exam

2 Tool Kit

- Tools – alarm, text size
- Calculators – when permitted by professor



3 Toolbar



Font, font size – do not change these settings, the exam printing utility standardizes all fonts.

Bold, underling, italics, superscript, subscript

Paragraph justification

Special Characters including ¶, §, Δ

Page break

Cut, Copy, Paste

Numbered list, bulleted list

Hanging indent

Undo, Redo

Find / Replace – when permitted by professor

4 Multiple Question Tabs – when permitted by professor

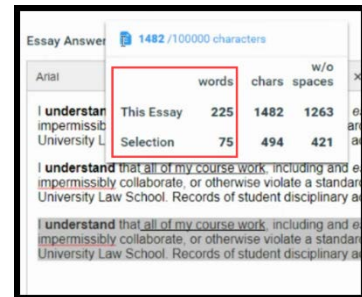
Navigate between tabs by clicking the question number.



5 Word Count

Essay

Selection



Spell Check – when permitted by professor

Right click on the red underlined word

