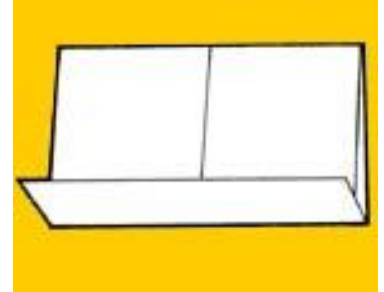


PHOTOSYNTHESIS & CELLULAR RESPIRATION FOLDABLE

FOLD DIRECTIONS:

1. Fold a sheet of paper in half horizontally (hamburger)
2. Cut the front side in half, up towards the fold to create two flaps.



LABEL FRONT OF FLAPS

1. Label the **LEFT** flap, PHOTOSYNTHESIS, and sketch/label the CHLOROPLAST.
2. Label the **RIGHT** flap CELLULAR RESPIRATION, and label/sketch the MITOCHONDRIA.

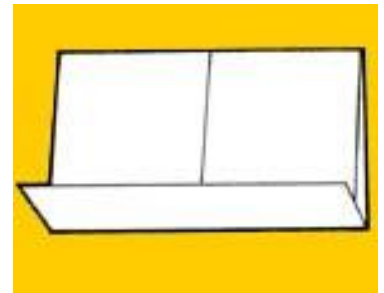
LABEL BACK OF FLAPS

1. On the **LEFT BACK** flap include the following:
 - a. Equation for photosynthesis?
 - b. Identify what types of organisms do this (photoautotrophs, heterotrophs, or both)
2. On the **RIGHT BACK** flap include the following:
 - a. Equation for cellular respiration?
 - b. Identify what types of organisms do this (photoautotrophs, heterotrophs, or both)

PHOTOSYNTHESIS & CELLULAR RESPIRATION FOLDABLE

FOLD DIRECTIONS:

1. Fold a sheet of paper in half horizontally (hamburger)
2. Cut the front side in half, up towards the fold to create two flaps.



LABEL FRONT OF FLAPS

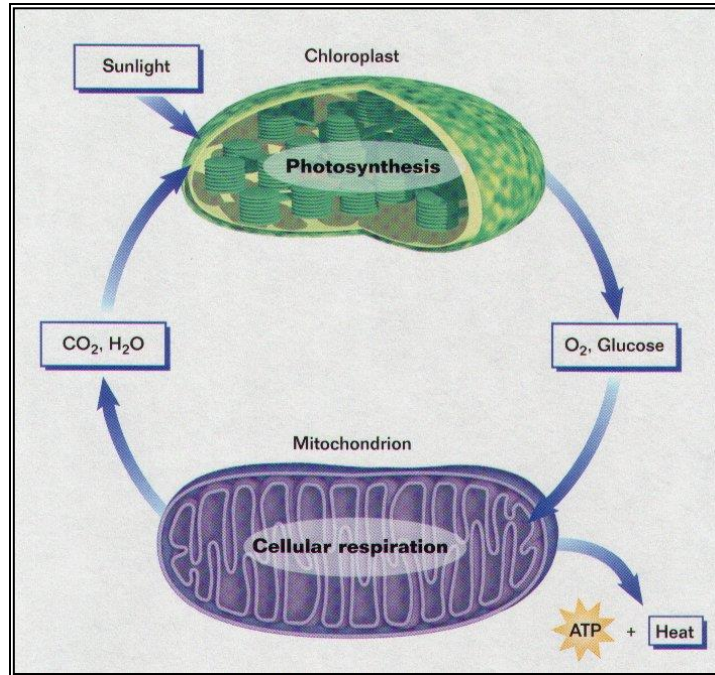
1. Label the **LEFT** flap, PHOTOSYNTHESIS, and sketch/label the CHLOROPLAST.
2. Label the **RIGHT** flap CELLULAR RESPIRATION, and label/sketch the MITOCHONDRIA.

LABEL BACK OF FLAPS

1. On the **LEFT BACK** flap include the following:
 - a. Equation for photosynthesis?
 - b. Identify what types of organisms do this (photoautotrophs, heterotrophs, or both)
2. On the **RIGHT BACK** flap include the following:
 - a. Equation for cellular respiration?
 - b. Identify what types of organisms do this (photoautotrophs, heterotrophs, or both)

CENTER UN-CUT SECTION

1. Sketch and color the photorespiration diagram below. Explain how these two processes are related. (HINT: WHAT IMPORTANT ELEMENT IS BEING RECYCLED?)



CENTER UN-CUT SECTION

1. Sketch and color the photorespiration diagram below. Explain how these two processes are related. (HINT: WHAT IMPORTANT ELEMENT IS BEING RECYCLED?)

