

tria[®]

AGE-DEFYING LASER

Instructions for Use

WELCOME

START YOUR PATH TO YOUTHFUL SKIN WITH TRIA BEAUTY. ENJOY PROFESSIONAL ANTI-AGING LASER RESULTS AT HOME.

With the Tria Age-Defying Laser, you can treat multiple signs of aging, restoring your skin's natural radiance. Your new device offers a true revolution in personal skincare, giving you professional anti-aging laser results with short, simple, daily treatments in the comfort of your own home.

Youthful skin is rich in collagen, which is what gives your skin lift and support. Over time, the body produces less collagen, and exposure to sunlight slows the development of new collagen. This can result in wrinkles, especially around the eyes ("crow's feet"). The laser light can activate your body's own natural collagen renewal process to stimulate the growth of new skin cells to reduce fine lines and produce smoother skin.

Now you have the professional technology dermatologists have been using for years and can start enjoying visible results in as few as two weeks.

Before you use your Tria Age-Defying Laser, please read these *Instructions for Use* and watch our *How to Use* video, available at tria beauty.com/how-to-use, for important safety information and to ensure best results.

TABLE OF CONTENTS

GETTING TO KNOW YOUR TRIA AGE-DEFYING LASER	2
WHO SHOULD USE THE TRIA AGE-DEFYING LASER (INDICATIONS FOR USE)	4
WHEN NOT TO USE THE TRIA AGE-DEFYING LASER (CONTRAINDICATIONS)	4
IMPORTANT SAFETY INFORMATION	6
BEFORE USING YOUR TRIA AGE-DEFYING LASER FOR THE FIRST TIME	13
HOW TO USE YOUR TRIA AGE-DEFYING LASER	15
HOW OFTEN TO USE YOUR TRIA AGE-DEFYING LASER	19
WHAT TO EXPECT	19
HELPFUL TIPS FOR BEST RESULTS	20
TAKING CARE OF YOUR TRIA AGE-DEFYING LASER	21
TROUBLESHOOTING	22
WARRANTY	25
TECHNICAL SPECIFICATIONS	30

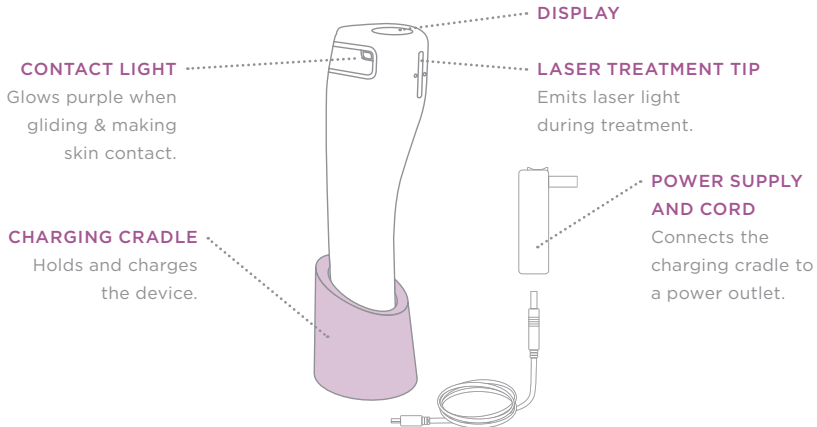
GETTING TO KNOW YOUR TRIA AGE-DEFYING LASER

WHAT'S INCLUDED:

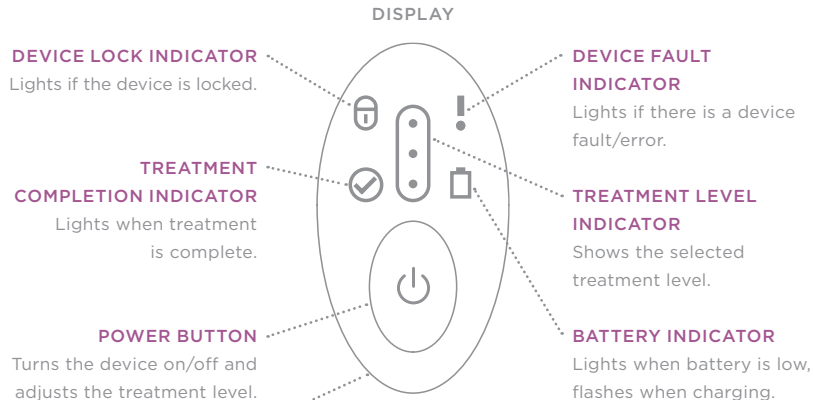
- TRIA AGE-DEFYING LASER
- CHARGING CRADLE
- POWER SUPPLY AND CORD

- INSTRUCTIONS FOR USE
- QUICK START GUIDE

IMPORTANT FEATURES:



TRIA AGE-DEFYING LASER



LOCK FEATURE

When the device is locked it will not power on. The blue padlock icon will light when you press the power button.

To lock the device: First, turn on your Tria Age-Defying Laser. Then press the power button for several seconds until the padlock icon illuminates on the display.

To unlock the device: Press and hold the power button until you hear four beeps. Then release your finger from the power button.






WHO SHOULD USE THE TRIA AGE-DEFYING LASER (INDICATIONS FOR USE)

The Tria Age-Defying Laser is indicated for the treatment of periorbital wrinkles (“crow’s feet”), which may result in smoother appearing skin in the treated area.

Use this chart to see if the Tria Age-Defying Laser is right for you. The Tria Age-Defying Laser can be used to treat the skin condition marked “OK to use”. If you are not sure whether the Age-Defying Laser is right for you do not use your device until you have contacted Tria Beauty Customer Care or a health care professional for more information.

WHEN NOT TO USE THE TRIA AGE-DEFYING LASER (CONTRAINDICATIONS)

Do not use the device on skin that is infected, burned, or cut as this could cause discomfort or irritation. Wait until the infection, burn, or cut has healed before using the laser.

SKIN CONDITION	DESCRIPTION	USE TRIA AGE-DEFYING LASER	EXAMPLES
Periorbital wrinkles	Wrinkles around the eye (also called “crow’s feet”).	✓ OK to use.	
Other skin conditions Skin conditions other than wrinkles may not be treated effectively by the Tria Age-Defying Laser.	Pimples	X Do not use. The laser may not be effective on pimples.	
	Veins	X Do not use. The laser may not be effective on veins.	
	Dyschromia	X Do not use. The laser may not be effective on dyschromia. You may want to see your doctor.	
	Freckles	X Do not use. The laser may not be effective on freckles.	

IMPORTANT SAFETY INFORMATION

Read the following important safety information before using the device. If you have any questions contact Tria Beauty Customer Care or a health care professional.

WARNINGS

- Do not use to treat your eye or eyelids or aim the device directly into your eyes. Doing this could cause serious eye injury such as a permanent or temporary decrease in vision or permanent blindness. Treat around the eyes only where you can feel bone beneath the skin.
- Do not use on tattooed skin or areas with permanent makeup. Doing this could result in a damaged tattoo or increased risk of skin injury.
- Do not treat a zone on your face more than once per day (once every 24 hours). Doing this could result in increased risk of skin irritation.
- After treatment is completed and the device automatically turns off, wait at least 24 hours to begin a new treatment session. Failure to do so may increase skin irritation.

- Do not use the device if you are under the age of 18. The use of the device on or by anyone under the age of 18 has not been tested and could result in serious skin or eye injury.
- Do not use if you are pregnant. The device has not been tested for safety on pregnant women and the risks are unknown.
- Do not use the device if it is wet, or if it or the charger could fall into water while it is plugged in. If the device or charger has fallen into water, do not touch until you first unplug it. Touching the device while it is wet could result in possibly fatal electric shock.
- Do not use the device if you experience skin color darkening. Failure to follow these instructions may cause further skin color darkening that may take more than 3 months to diminish.
- Do not use the device to treat skin which is painful to touch, raised (higher than surrounding skin), crusting or bleeding. This may be a sign of a more serious condition and should be checked by your doctor.

- Do not treat if your skin is significantly red or swollen from a previous treatment. Wait until the redness and swelling have disappeared before treating again. If you have skin redness or swelling that lasts for more than a week, stop using the device and contact a health care professional.
- Invisible laser light. Do not view directly with optical instruments. Class 1M Laser Product.

PRECAUTIONS

- Do not use the device on any area of the body other than the face. Using the device on other areas of the body has not been tested and the risks are unknown.
- The device has only been clinically tested on periorbital wrinkles. Using the device on other wrinkle areas may not improve their appearance.
- Applying treatment applications in the exact same spot without moving the device will increase redness and swelling and could potentially lead to blisters or scabs.

- Do not use the device if you have a skin condition or are recovering from professional cosmetic treatments, such as a skin peel, skin resurfacing, injectable toxins or fillers.
- If the area of skin for which you are using the device to treat wrinkles appears to be worsening, you should cease use and check with your doctor to make sure you do not have a more serious condition.
- Only store the device in a dry room at a temperature between -20°C to 50°C. Use the device only in a normal room temperature environment.
- Do not drop the device on hard surfaces, as this could damage it. Using a damaged device could result in serious skin or eye injury.
- Only use the provided charging cradle and power supply to recharge the device. Using different equipment could damage the device.
- Do not attempt to open or repair the device, charging cradle, or power supply.

BENEFITS AND RISKS

The benefits and risks of the Tria Age-Defying Laser were tested in a clinical study involving 60 participants, ages 32-70. Participants treated the skin on their face 5 days a week for 12 weeks and were evaluated throughout the study for skin improvement and side effects.

BENEFITS

Based on the clinical study, Treatment Levels 2 and 3 were shown to significantly improve periorbital wrinkles for most participants. Better results were obtained when using Treatment Level 3. Improvements were determined by doctors who graded the fine lines and wrinkles around the eyes using photographs and who did not know which photographs were before or after treatment. Improvement was defined as at least a 1-point change on a 9-point scale, as judged by at least 2 of the 3 grading doctors. Participants also evaluated their own level of improvement.

Four weeks after the last treatment, 45 of 60 participants (75%) had improvement in periorbital wrinkles. Twelve weeks after the last treatment, 37 of 60 participants (62%) had improvement in periorbital wrinkles. Please note that the observed improvement could be in part due to other non-device-specific effects. Based on subject satisfaction results, 36 of 47 participants (77%) noted improvement in their periorbital wrinkles 4 weeks after the last treatment and 41 of 55 participants (75%) noted improvement in their periorbital wrinkles 12 weeks after the last treatment.

Your results may vary because of how you use your Tria Age-Defying Laser or how your skin responds to treatment.

RISKS

The side effects that appeared most frequently after treatment in the clinical trial included: redness (57 of 60 subjects), stinging or prickling sensation (55 of 60 subjects), burning sensation (50 of 60 subjects) and warmth sensation (47 of 60 subjects). Clinical results show that these side effects usually resolved within several minutes or hours after a treatment. When using the device daily, these side effects may diminish and resolve before your next daily treatment, however, depending on how your skin responds to treatment, some may not fully resolve before your next daily treatment. Do not perform another treatment until all side effects have fully resolved. In the clinical study, all of these side effects resolved within 4 weeks after stopping treatment.

Other side effects reported in the clinical study included: dry skin (21 of 60 subjects), acne flare (14 of 60 subjects), headache (4 of 60 subjects), temporary small brown dots (7 of 60 subjects), skin sensitivity (8 of 60 subjects), macule (5 of 60 subjects), skin roughness (3 of 60 subjects), skin tenderness (2 of 60 subjects), and skin peeling (2 of 60 subjects). Other side effects that were each reported in one subject included cold sore, dry lips, ecchymosis, excoriation, and venodilation. Not all of these side effects may have been caused by the device.

Skin darkening that lasted more than 3 months after treatment was reported in 4 of 60 subjects. If you experience skin color darkening, you should discontinue use of the device.

If the device is used improperly or it malfunctions, there are other risks. The following chart lists some of these risks:

POTENTIAL ADVERSE EVENT	POTENTIAL ADVERSE EFFECT	LIKELIHOOD OF POTENTIAL ADVERSE EFFECT
Use of the Tria Age-Defying Laser on skin that is infected, burned or cut.	Discomfort or irritation.	Unlikely. Not reported in the clinical study.
Use of the Tria Age-Defying Laser to treat your eye, or eyelids or aiming the Tria Age-Defying Laser directly into your eyes.	Serious eye injury such as a permanent or temporary decrease in vision or permanent blindness.	Very unlikely. Not reported in the clinical study.
Use of the Tria Age-Defying Laser on tattooed skin.	Damaged tattoo or increased risk of skin injury.	Very unlikely. Not reported in the clinical study.

POTENTIAL ADVERSE EVENT	POTENTIAL ADVERSE EFFECT	LIKELIHOOD OF POTENTIAL ADVERSE EFFECT
Treating each zone more than once per day (once every 24 hours).	Increased risk of skin irritation.	<p>Very unlikely with normal use. The Tria Age-Defying Laser was used only once per day in the clinical study with participants experiencing only minor skin irritation, such as:</p> <ul style="list-style-type: none"> • Redness: 57 out of 60 participants (95%) • Stinging: 55 out of 60 participants (92%) • Burning sensation: 50 out of 60 participants (83%) • Warmth: 47 out of 60 participants (78%) <p>More noticeable skin irritation may result if treating each zone more than once per day.</p>

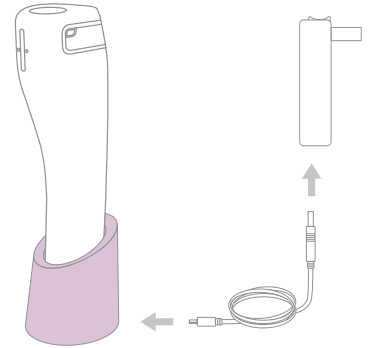
BEFORE USING YOUR TRIA AGE-DEFYING LASER FOR THE FIRST TIME

POTENTIAL ADVERSE EVENT	POTENTIAL ADVERSE EFFECT	LIKELIHOOD OF POTENTIAL ADVERSE EFFECT
Use on or by anyone under the age of 18.	If not used properly could result in serious injury.	Very unlikely. Not reported in the clinical study.
Use by a pregnant woman.	Safety risks to pregnant women are unknown.	Unlikely. Not reported in the clinical study.
Failure to stop use of the Tria Age-Defying Laser on skin that is darkening.	Temporary skin darkening	<p>Unlikely with normal use.</p> <p>In the clinical study, 4 out of 60 participants (7%) experienced skin darkening that lasted longer than 3 months.</p> <p>Users with darker skin tones are more prone to persistent redness that can result in skin darkening. If persistent redness occurs, discontinue use until redness resolves.</p>

CHARGE YOUR TRIA AGE-DEFYING LASER

- Insert the cord into the power supply and the charging cradle. Then plug the power supply into an outlet.
- Place your Tria Age-Defying Laser into the charging cradle.
- When your Tria Age-Defying Laser is charging, the battery indicator will flash. When fully charged (about 2½ hours), the battery indicator will turn off.
- For your convenience, your Tria Age-Defying Laser may be stored in its charging cradle between treatments. This ensures that it is always fully charged and ready for treatment.

NOTE: The battery indicator will illuminate when the battery needs to be charged. The indicator will blink while the Tria Age-Defying Laser is charging, and turn off when charging is complete.



ACTIVATE YOUR TRIA AGE-DEFYING LASER

- A one-time activation is required before you use your Tria Age-Defying Laser for the first time.
- This takes only a few minutes and will also register you for your warranty.
- Please visit [triabeauty.com/activate](https://www.triabeauty.com/activate) or call Tria Beauty Customer Care at 877-321-8742 to activate.

HOW TO USE YOUR TRIA AGE-DEFYING LASER

WATCH THE HOW TO USE VIDEO

Visit [triabeauty.com/how-to-use](https://www.triabeauty.com/how-to-use) for helpful information and techniques for using your Tria Age-Defying Laser.

TEST THE LASER ON AN AREA OF SKIN

If using the Tria Age-Defying Laser for the first time, we recommend you test the device on your outer forearm at the treatment level you wish to use. This will help you determine what the treatment feels like. Most users report becoming used to the sensation after several days of treatment. If a reaction such as blistering or scabbing occurs, do not use the Tria Age-Defying Laser. This type of reaction is very rare.

1. Wash and dry the area on your outer forearm that you wish to treat.
2. Unlock your device. The Age-Defying Laser will be set to Training Level 1.
3. Place the treatment tip flat against your skin and glide the laser slowly side-to-side across an area on your outer forearm for several seconds.
4. Wait 24 hours and then examine the tested area. If the skin appears normal, start with your first treatment.

THE INSTRUCTIONS BELOW DESCRIBE HOW TO USE YOUR TRIA AGE-DEFYING LASER CORRECTLY.

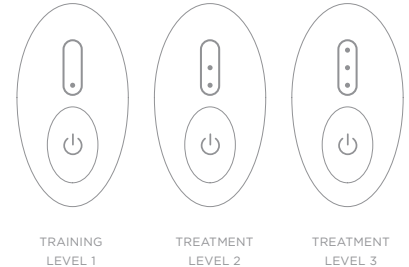
1. PREPARE YOUR SKIN

- Wash and dry your face.

2. SELECT YOUR TREATMENT LEVEL

- Remove your Tria Age-Defying Laser from its charging cradle and press the power button to turn it on.
- Use the power button to select your desired treatment level (Training Level 1, Treatment Level 2, Treatment Level 3).

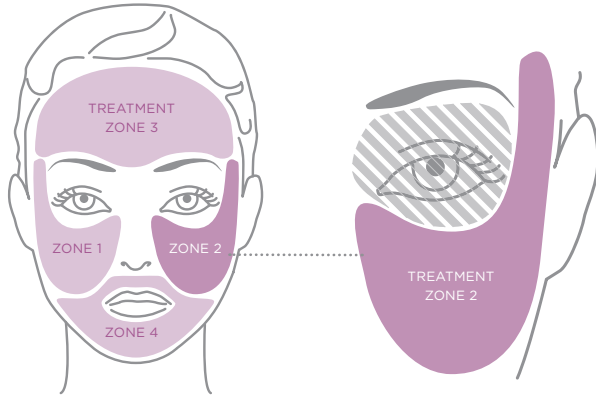
- Use Training Level 1 to become adjusted to the sensation of your Tria Age-Defying Laser. Once you are comfortable with the device, begin your treatment on Treatment Level 2 or 3.
- For convenience, your Tria Age-Defying Laser remembers the treatment level you last used.



3. TREAT YOUR SKIN

- When treating, divide your face into 4 zones as shown in the picture below to ensure even treatment over the entire face. Treat zone 1 until the device beeps, then move on to zones 2, 3, and 4.

WARNING: Do not use to treat your eye or eyelids or aim the device directly into your eyes. Doing this could cause serious eye




injury such as a permanent or temporary decrease in vision or permanent blindness. Treat around the eyes only where you can feel bone beneath the skin.

WARNING: Do not treat each zone more than once per day (once every 24 hours). Doing this could result in increased risk of skin irritation.

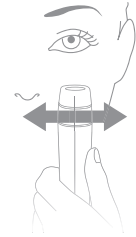
- To treat each zone, place the entire laser treatment tip flat against your skin, and glide it slowly from side-to-side to cover the entire zone as shown in the pictures

below. Keep the device moving and in good skin contact to keep the purple contact light glowing.


✓ CORRECT SKIN CONTACT



✓ CORRECT MOTION



✗ INCORRECT SKIN CONTACT

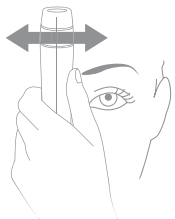


✗ INCORRECT MOTION

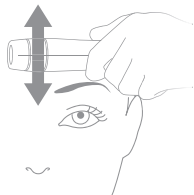


- When treating your forehead you may find it helpful to hold your device horizontally and move it up and down. Remember to keep the device moving and in good skin contact to keep the purple contact light glowing.

✓ CORRECT MOTION 1



✓ CORRECT MOTION 2



- Treat each zone until your Tria Age-Defying Laser beeps. This will take about 30 seconds for each zone on Training Level 1, 1 minute for each zone on Treatment Level 2, and 2.5 minutes for each zone on Treatment Level 3.
- Your Tria Age-Defying Laser will beep once after the first zone is treated, twice after the second zone is treated and three times after the third zone is treated.
- After you treat all four zones, the treatment completion indicator (checkmark) will light, a special tone will sound, and the Tria Age-Defying Laser will automatically turn off.

NOTE: Moving to the next zone before the beep may cause inadequate treatment of that zone. For best results, do not move to the next zone until you hear the beep.

HOW OFTEN TO USE YOUR TRIA AGE-DEFYING LASER

Use your Tria Age-Defying Laser 5 days a week for 12 weeks. Do not use for longer than a 12 week course of treatment.

WHAT TO EXPECT

- We recommend making the Tria Age-Defying Laser treatment part of your evening skincare routine. This allows the skin renewal to begin and side effects to diminish overnight.
 - Users typically notice an improvement in their skin in as few as 2 weeks, with the best results occurring a few weeks after the 12 week course of treatment.
 - During or immediately after treatment, you may feel mild discomfort such as stinging, itching, or prickling. There can also be a warming or heat sensation similar to that caused by sunburn. These sensations are normal and generally subside within minutes or hours and lessen with continued use.
 - During or immediately after treatment, you may also develop temporary redness on your skin. This is normal and typically resolves overnight or within 3 days and lessens with continued use.
 - Other side effects that may occur in normal use include:
 - o Skin swelling. This generally diminishes overnight.
 - o Flaking or dryness.
 - o Temporary small brown dots on the skin.
 - Apply a soothing post-treatment serum or moisturizer to help alleviate skin discomfort after treatment.
- NOTE:** If you have more significant or persistent side effects, discontinue treatment and contact Tria Beauty Customer Care or a health care professional.

HELPFUL TIPS FOR BEST RESULTS

WATCH THE HOW TO USE VIDEO

Visit [triabeauty.com/how-to-use](https://www.triabeauty.com/how-to-use) to watch our *How to Use* video and see how best to hold and move your Tria Age-Defying Laser across your skin.

PRACTICE IN A MIRROR

Perfect your technique by watching yourself in a mirror the first few times you treat. You'll see the glow of the purple contact light when you keep the device flat against your skin and continually moving.

TREAT AT NIGHT

Treat in the evening before bedtime to allow any redness or swelling to diminish overnight.

INCREASE YOUR TREATMENT LEVEL

It may take a week or so for your skin to adjust to the laser treatment. During this period you may want to use Training Level 1. Once your skin has adjusted, begin your treatment on Treatment Level 2 or 3.

PROTECT YOUR SKIN FROM SUNLIGHT

Apply a premium quality sunscreen every morning. With daily sunscreen, you'll protect the benefits from your Tria Age-Defying Laser treatments, maintain results longer, and help prevent new photodamage.

TAKING CARE OF YOUR TRIA AGE-DEFYING LASER

CLEANING

For best results, keep the laser treatment tip clean. Oils, lotions, makeup, or other debris can block the laser light or keep the device from functioning properly.

If the laser treatment tip does become visibly dirty, clean it with a lint-free cloth.

If other parts of the device or charging cradle become dirty, clean as needed with a soft cloth moistened with rubbing alcohol.

Make sure the charging cradle is not plugged in when cleaning. Avoid getting water or other liquid inside any part of the device or the charging cradle.

MAINTENANCE

The device does not need regular or special maintenance. If you think your device or charging cradle is not working properly or is damaged, do not use the device. Call Tria Beauty Customer Care for assistance.

STORAGE

Keep the device and charging cradle away from water, dampness, or debris that may get inside the device or the charging cradle.

DISPOSAL

This device contains lithium batteries. Please follow the regulations where you live for recycling or disposing of electrical devices.

TRAVEL

If you travel with your Tria Age-Defying Laser, pack the device and charging cradle in its original packaging to prevent damage.

The charging cradle will operate properly at all common household voltages (any supply between 100 and 240 VAC at 50-60 Hz). You may need a plug adapter so that the charging cradle can plug into the wall socket.

TROUBLESHOOTING

Use this chart to help solve any problems that come up. If you still have problems, please call Tria Beauty Customer Care at 877-321-8742.

YOUR QUESTION	IT'S POSSIBLE THAT	HOW TO TROUBLESHOOT
My Tria Age-Defying Laser won't turn on.	Your Tria Age-Defying Laser is not activated.	Complete the one time activation process. (see page 13)
	Your Tria Age-Defying Laser is locked.	Unlock your Tria Age-Defying Laser. (see page 3)
My Tria Age-Defying Laser won't turn off.	You accidentally released the power button too quickly.	Hold down the power button for 1-2 seconds, then release.
The device fault indicator (!) is lit.	Your Tria Age-Defying Laser isn't working properly.	Turn your Tria Age-Defying Laser off, then back on. If the indicator remains lit, contact Tria Beauty Customer Care.

YOUR QUESTION	IT'S POSSIBLE THAT	HOW TO TROUBLESHOOT
My Tria Age-Defying Laser doesn't charge when I place it in the charging cradle.	Your Tria Age-Defying Laser isn't connected properly.	Check that the device is sitting correctly in the charging cradle. Then check that the cable is properly connected at both ends and fully plugged into the wall outlet. (see page 13)
	The outlet in your home isn't working.	Try a different outlet.
	Your Tria Age-Defying Laser isn't sitting in the charging cradle properly.	Re-position your Tria Age-Defying Laser in the charging cradle, making sure it rests against the bottom of the cradle. Check that the battery indicator is flashing. (see page 13)
When I am using my Tria Age-Defying Laser the contact light doesn't glow purple or stops completely during treatment.	Your Tria Age-Defying Laser isn't charged.	Charge your Tria Age-Defying Laser by placing it in the charging cradle.
	The laser treatment tip isn't making good contact with your skin.	Make a slow, steady gliding motion with good skin contact. (see page 17)
	Your Tria Age-Defying Laser isn't working properly.	Charge your Tria Age-Defying Laser and restart your treatment session. If the problem persists, contact Tria Beauty Customer Care.

LIMITED WARRANTY

YOUR QUESTION	IT'S POSSIBLE THAT	HOW TO TROUBLESHOOT
When I am using my Tria Age-Defying Laser, the contact light illuminates intermittently.	The laser treatment tip isn't making good contact with your skin.	Make a slow, steady gliding motion with good skin contact. (see page 17)
	Dirt or debris is blocking the laser treatment tip.	Clean the laser treatment tip with a lint-free cloth. (see page 21)
I am using my Tria Age-Defying Laser and the treatment sensation greatly changed.	You accidentally pressed the power button and changed the treatment level during your treatment.	Check the setting of the treatment level indicator on the display. Change the level if necessary.
	Dirt or debris is clogging the laser treatment tip.	Clean the laser treatment tip with a lint-free cloth. (see page 21)
My Tria Age-Defying Laser won't lock.	Your Tria Age-Defying Laser isn't turned on.	First, turn on your Tria Age-Defying Laser. Then press the power button for several seconds until the padlock icon illuminates on the display.
My Tria Age-Defying Laser is locked/the device lock indicator is lit.	You accidentally locked your Tria Age-Defying Laser.	Unlock your Tria Age-Defying Laser. (see page 3)

The Tria Age-Defying Laser comes with a 1-year limited warranty detailed below.

WHAT IS COVERED BY THE LIMITED WARRANTY?

This 1-year limited warranty covers defects in materials and workmanship in your Tria Age-Defying Laser if you purchased it from an authorized partner or directly from the manufacturer (Tria Beauty). Your 1-year limited warranty is valid for you alone, the original purchaser, and cannot be transferred.

WHAT IS NOT COVERED BY THIS LIMITED WARRANTY?

This limited warranty is effective only if the Tria Age-Defying Laser is purchased and used in the United States, Canada or the United Kingdom. This limited warranty does not cover damage, defects, or failure caused by abuse or misuse; improper care; impact or insertion of foreign objects; vandalism; improper storage; improper or incorrectly performed maintenance or repair;

application of harmful chemicals; Acts of God, fire, or water; abrasives; negligence; failure to follow manufacturer's instructions; loss of the Tria Age-Defying Laser; normal wear and tear; alteration; overuse; professional use; or commercial use.

HOW LONG DOES THIS LIMITED WARRANTY LAST?

The limited warranty begins on the date of purchase and expires one year later. The warranty period is not extended for any period during which the Tria Age-Defying Laser (or any parts thereof) is in repair or if your Tria Age-Defying Laser is replaced by Tria Beauty during the warranty period.

WHAT WILL TRIA BEAUTY DO IF YOUR TRIA AGE-DEFYING LASER IS DEFECTIVE?

If you discover a covered defect in your Tria Age-Defying Laser before the 1-year warranty period expires, contact Customer Care for assistance.

If we confirm a defect covered by this limited warranty, it will be Tria Beauty's decision as to whether we will:

(i) replace your Tria Age-Defying Laser with either a new or a refurbished Tria Age-Defying Laser that is the same as or similar to the Tria Age-Defying Laser you purchased; or (ii) repair your Tria Age-Defying Laser using either new or refurbished parts.

If we find that the defect in your Tria Age-Defying Laser is not covered under this limited warranty, we will notify you about the service alternatives that are available on a fee basis.

If we find that your Tria Age-Defying Laser is not defective, we will notify you and return your Tria Age-Defying Laser to you.

All Limited Warranty services must be authorized and performed by Tria Beauty or a service provider authorized by Tria Beauty.

WARRANTY LIMITATIONS AND DISCLAIMERS

THIS WARRANTY GIVES YOU SPECIFIC LEGAL RIGHTS, AND IS IN ADDITION TO YOUR STATUTORY RIGHTS.

YOUR REMEDIES FOR THE BREACH OF THIS LIMITED WARRANTY ARE LIMITED SOLELY TO THE REPAIR AND REPLACEMENT OF YOUR TRIA AGE-DEFYING LASER AS SET FORTH IN THIS WARRANTY STATEMENT.

TO THE MAXIMUM EXTENT PERMITTED BY APPLICABLE LAW, TRIA BEAUTY DISCLAIMS ALL IMPLIED WARRANTIES. IF APPLICABLE LAW DOES NOT PERMIT THE DISCLAIMER OF IMPLIED WARRANTIES, THEN THE DURATION OF IMPLIED WARRANTIES ARE HEREBY EXPRESSLY LIMITED TO THE DURATION OF THE EXPRESS LIMITED WARRANTY SET FORTH ABOVE. IN NO EVENT SHALL TRIA BEAUTY BE LIABLE FOR ANY SPECIAL, INCIDENTAL, CONSEQUENTIAL, PUNITIVE,

OR INDIRECT DAMAGES BASED UPON BREACH OF WARRANTY, BREACH OF CONTRACT, TORT (INCLUDING NEGLIGENCE OR STRICT PRODUCT LIABILITY), OR OTHERWISE, EVEN IF TRIA BEAUTY IS ADVISED OR AWARE THAT SUCH DAMAGES MIGHT ARISE. SUCH DAMAGES INCLUDE, BUT ARE NOT LIMITED TO, LOSS OF USE OF THE TRIA AGE-DEFYING LASER, COST OF ANY SUBSTITUTE EQUIPMENT, THE CLAIMS OF THIRD PARTIES, OR DAMAGE TO PROPERTY.

TO THE MAXIMUM EXTENT PERMITTED BY APPLICABLE LAW, IN NO EVENT SHALL TRIA BEAUTY BE LIABLE FOR ANY SPECIAL, INCIDENTAL, CONSEQUENTIAL, PUNITIVE, OR INDIRECT DAMAGES BASED UPON BREACH OF WARRANTY, BREACH OF CONTRACT, NEGLIGENCE, STRICT

PRODUCT LIABILITY, TORT OR OTHER LEGAL THEORY, EVEN IF TRIA BEAUTY IS ADVISED OR AWARE THAT SUCH DAMAGES MIGHT ARISE. SUCH DAMAGES INCLUDE, BUT ARE NOT LIMITED TO, LOSS OF USE OF THE TRIA AGE-DEFYING LASER, COST OF ANY SUBSTITUTE EQUIPMENT, THE CLAIMS OF THIRD PARTIES, OR DAMAGE TO PROPERTY. IF THE APPLICABLE LAW DOES NOT ALLOW LIMITS ON WARRANTIES, OR ON REMEDIES FOR BREACH IN CERTAIN TRANSACTIONS, THE LIMITS IN THIS PARAGRAPH AND THE DISCLAIMER OR EXCEPTIONS FROM WARRANTY MAY NOT APPLY. THIS LIMITATION DOES NOT APPLY TO CLAIMS FOR DEATH OR PERSONAL INJURY CAUSED BY A DEFECT IN THE TRIA AGE-DEFYING LASER OR ANY OTHER LIABILITY THAT CANNOT BE EXCLUDED OR LIMITED BY LAW.

THESE WARRANTY TERMS, CONDITIONS, AND LIMITATIONS ALLOCATE THE RISKS OF PRODUCT FAILURE BETWEEN TRIA BEAUTY AND YOU, THE PURCHASER OF THE TRIA AGE-DEFYING LASER. THIS ALLOCATION IS RECOGNIZED BY BOTH PARTIES AND IS REFLECTED IN THE PRICE OF THE TRIA AGE-DEFYING LASER. BY USING THE TRIA AGE-DEFYING LASER YOU ACKNOWLEDGE THAT YOU HAVE READ THESE TERMS, CONDITIONS, AND LIMITATIONS, UNDERSTAND THEM AND ARE BOUND BY THEM.

PRODUCT CHANGES

Tria Beauty reserves the right to make changes and improvements to its products without incurring any obligation to incorporate such improvements in products previously sold.

DISPUTES

This warranty and any dispute or claim arising out of or in connection with it or its subject matter or formation (including non-contractual disputes or claims) shall be governed by and construed in accordance with the law of the country of purchase (US, Canada or England and Wales).

You agree that the courts of the country where you purchased the Tria Age-Defying Laser shall have non-exclusive jurisdiction to settle any dispute or claim that arises out of or in connection with this warranty or its subject matter or formation (including non-contractual disputes or claims).

TIME FOR FILING CLAIMS

Any claim for breach of this limited warranty must be commenced within twelve (12) months following the original purchase of the Tria Age-Defying Laser.

NO OTHER WARRANTIES

Unless modified in a writing signed by both parties, these warranty terms, conditions, and limitations are understood to be the complete and exclusive agreement between the parties, superseding all prior agreements and representations, oral or written, and all other communications between the parties relating to the subject matter of these warranty terms. No employee of Tria Beauty or any other party (including without limitation distributors, dealers, and retailers) is authorized to make any warranty in addition to those made herein.

MISCELLANEOUS TERMS

As used in this contract, “we” and “us” refer to Tria Beauty. “You” refers to the original purchaser of the Tria Age-Defying Laser. A waiver of strict compliance with any term herein shall not be deemed a continuing waiver or waive any other terms or conditions. We shall be excused from performance to the extent of any delay or inability to perform arising due to weather events, disasters, acts of terror, governmental action or regulation, labor or materials shortages or disputes, or other circumstances not under our control. If any term herein is illegal, invalid, or unenforceable, then such term shall be ignored, but the remaining terms and conditions shall remain in effect.

SYMBOL GLOSSARY



Warning Symbol



Manufacturer Symbol



Laser Warning Symbol



Power On/Off Symbol



Type BF Symbol



Accompanying Documentation
Must be Consulted Symbol



Serial Number Symbol



Temperature Limitation Symbol

Tria Beauty, Inc.

4160 Dublin Blvd., Suite 200
Dublin, CA 94568 USA

CUSTOMER CARE

877-321-8742

customercare@triabeauty.com

triabeauty.com

Complies with 21 CFR 1040.10 and 1040.11 except deviations pursuant to Laser Notice No. 50.
Dated June 24, 2007.

©2013 Tria Beauty, Inc. All rights reserved. Tria, Tria Beauty, and the Tria logo
are registered trademarks of Tria Beauty, Inc. Patents pending.



12746A