

Student Learning Map

Grade/Course 4th/ELA Reading Unit #1: Key Ideas and Details

Key Learning: Show an understanding of key ideas and details in **fiction** and **nonfiction**.

Unit Essential Question: How do we show an understanding of key ideas and details in fiction and nonfiction?

Lesson Topic 1:
Story Elements/Summarizing

Lesson Topic 2:
Summarizing Non-fiction

Lesson Topic 3:
Inferring

Lesson Essential Questions:

1. Why are knowing story elements important in reading? (CC.1.3.4.C)
2. How do we determine the theme of a story? (CC.1.3.4.A)
3. How do we determine the main idea of the text using key details in fiction? (CC.1.2.4.A)

Lesson Essential Questions:

1. How do we determine the main idea of the text using key details in non-fiction? (CC.1.2.4.A)
2. How do we use specific information from the text to explain events, ideas and concepts in a non-fiction text? (CC.1.2.4.C)

Lesson Essential Questions:

1. How do we draw inferences using details and examples from the text in fiction and nonfiction? (CC.1.2.4.B), (CC.1.3.4.B)

Vocabulary
Story elements
Characters
Setting
Events
Theme
Key details
Summarizing
Fiction

Vocabulary:
Non-fiction
Events
Ideas
Concepts
Key Details
Main Idea

Vocabulary:
Inferring
Details
Text

Student Learning Map

Grade/Course 4th/ELA

Reading Unit #2: Integration of Knowledge and Ideas

Key Learning: Demonstrate an understanding of connections within, between, and/or among **non-fiction** and **fiction** texts

Unit Essential Question: How do we demonstrate an understanding of connections within, between, and/or among non-fiction and fiction texts?

Lesson Topic 1:
Compare and Contrast

Lesson Topic 2:
Textual Evidence

Lesson Topic 3:

Lesson Essential Questions:

1. How do we compare and contrast literature from different cultures? (CC.1.3.4.H)
2. How do we integrate information from multiple texts on the same topic? (CC.1.2.4.I)
3. What text features do we use to make connections between texts? (CC.1.2.4.G)

Lesson Essential Questions:

1. How does an author use reasons and evidence to support main ideas in a text? (CC.1.2.4.H)

Lesson Essential Questions:

Vocabulary

Pattern of events Integrate
Text Features Myths
Cultures Interpret
Quests
Timelines
Headings
Graphics
Diagrams

Vocabulary:

Main idea
Evidence
Text
Interpret
Cite

Vocabulary:

Student Learning Map

Grade/Course 4th/ELA

Reading Unit #3: Craft and Structure

Key Learning: Show an understanding of craft and structure in fiction and non-fiction.

Unit Essential Question: How do we show an understanding of the structure found in fiction and non-fiction?

Lesson Topic 1: Text Structure – Non-fiction	Lesson Topic 2: Compare and Contrast	Lesson Topic 3:
Lesson Essential Questions: 1. What is the overall structure of informational text? (CC.1.2.4.E)	Lesson Essential Questions: 1. How do we compare and contrast stories in the first- and third-person? (CC1.3.4.D) 2. How do we compare and contrast firsthand and secondhand accounts of the same event? (CC1.2.4.D)	Lesson Essential Questions:
Vocabulary: Cause and Effect Problem and Solution Chronology	Vocabulary: Compare Contrast First-person Third-person Point of View Firsthand Secondhand Narration	Vocabulary:

Student Learning Map

Grade/Course 4th Grade/ELA

Reading Unit #4: Vocabulary and Acquisition

Key Learning: Demonstrate understanding of vocabulary and figurative language in fiction and non-fiction.

Unit Essential Question:
How can we demonstrate an understand of vocabulary and figurative language?

Lesson Topic 1:
Word meanings

Lesson Topic 2:
Figurative Language

Lesson Topic 3:
Similes and Metaphors

Lesson Topic 4:
Idioms, Adages and Proverbs

Lesson Topic 5:
Antonyms and Synonyms

Lesson Essential Questions:

1. How do we determine or clarify the meaning of unknown and multiple meaning words? (CC.1.3.4.J)
2. How do we use context as a clue to the meaning of a word or phrase? (CC.1.3.4.I)
3. How do we use grade-appropriate affixes and roots to determine word meanings? (CC.1.3.4.F)

Lesson Essential Questions:

1. What do we use to demonstrate understanding of figurative language, word relationships and nuances in word meanings? (CC.1.3.4.F)

Lesson Essential Questions:

1. What are similes and metaphors? (CC.1.3.4.F)

Lesson Essential Questions:

1. What are common idioms, adages and proverbs? (CC.1.3.4.F)

Lesson Essential Questions:

1. What are antonyms and synonyms? (CC.1.3.4.I)

Vocabulary
Prefixes
Suffixes
Root Words

Vocabulary
Figurative language
Nuances

Vocabulary
Similes
Metaphors

Vocabulary
Idioms
Adages
Proverbs

Vocabulary
Synonyms
Antonyms

Student Learning Map

Grade/Course 4th Grade/ELA

Written Language Unit #1: Conventions of Standard English C/P/S

Key Learning: Demonstrate command of capitalization, punctuation, and spelling.

Unit Essential Question:
How can we demonstrate command of capitalization, punctuation, and spelling?

Lesson Topic 1:
Spelling Grade Appropriate Words

Lesson Topic 2:
Using Correct Capitalization

Lesson Topic 3:
Using Commas in Compound Sentences

Lesson Topic 4:
Commas and Quotation Marks in Dialogue

Lesson Topic 5:

Lesson Essential Questions:

1. How can we spell grade-appropriate words correctly? (CC.1.4.4.F) (CC.1.4.4.L) (CC.1.4.4.R)

Lesson Essential Questions:

1. How do we use correct capitalization in our writing? (CC.1.4.4.F) (CC.1.4.4L) (CC.1.4.4.R)

Lesson Essential Questions:

1. How do we use commas before coordination conjunctions in compound sentences? (CC.1.4.4.F) (CC.1.4.4L) (CC.1.4.4.R)

Lesson Essential Questions:

1. How do we correctly use commas and quotation marks in dialogue? (CC.1.4.4.F) (CC.1.4.4L) (CC.1.4.4.R)

Lesson Essential Questions:

Vocabulary

Vocabulary
Capitalization
Punctuation

Vocabulary
Coordinating
Conjunction

Compound
Sentences

Vocabulary
Commas
Quotation Marks
Direct Speech

Vocabulary

Student Learning Map

Grade/Course 4th Grade/ELA

Written Language Unit #2 (cont.): Conventions of Standard English Usage

Key Learning: Demonstrate command of the conventions of standard English grammar and usage.

Unit Essential Question:
How can we demonstrate command of the conventions of standard English grammar and usage?

Lesson Topic 6: Frequently Confused Words	Lesson Topic 7: Order Adjectives	Lesson Topic 8: Relative Pronouns and Adverbs	Lesson Topic 9: Progressive Verb Tenses	
--	-------------------------------------	--	--	--

<p>Lesson Essential Questions: 1. How can we correctly use frequently confused words? (CC.1.4.4.F)</p>	<p>Lesson Essential Questions: 1. How can we order adjectives within sentences according to conventional patterns? (CC.1.4.4.F)</p>	<p>Lesson Essential Questions: 1. How do we correctly use relative pronouns and adverbs? (CC.1.4.4.F)</p>	<p>Lesson Essential Questions: 1. How do we form and use the progressive verb tenses? (CC.1.4.4.F)</p>	
---	--	--	---	--

Vocabulary	Vocabulary Adjective Order	Vocabulary Relative Pronouns Relative Adverbs * Pronouns * Adverbs	Vocabulary Progressive Verb Tenses	
------------	-------------------------------	--	---------------------------------------	--

Student Learning Map

Grade/Course 4th Grade/ELA

Written Language Unit #2: Conventions of Standard English Usage

Key Learning: Demonstrate command of the conventions of standard English grammar and usage.

Unit Essential Question:
How can we demonstrate command of the conventions of standard English grammar and usage?

Lesson Topic 1: Modal Auxiliaries	Lesson Topic 2: Producing Complete Sentences	Lesson Topic 3: Prepositional Phrases	Lesson Topic 4: Subject Verb Agreement	Lesson Topic 5: Pronoun Antecedent Agreement
--------------------------------------	---	--	---	---

<p>Lesson Essential Questions: 1. How do we use modal auxiliaries to convey various conditions? (CC.1.4.4.F)</p>	<p>Lesson Essential Questions: 1. How can we correct fragments and run-on sentences? (CC.1.4.4.F)</p>	<p>Lesson Essential Questions: 1. How do we form and use prepositional phrases? (CC.1.4.4.F)</p>	<p>Lesson Essential Questions: 1. How do we ensure proper subject-verb agreement? (CC.1.4.4.F)</p>	<p>Lesson Essential Questions: 1. How do we ensure proper pronoun-antecedent agreement? (CC.1.4.4.F)</p>
---	--	---	---	---

<p>Vocabulary Modal Auxiliaries</p> <p>* Skills and understandings assessed in previous grades</p>	<p>Vocabulary Fragments Run-on Sentences</p>	<p>Vocabulary Prepositional Phrases</p>	<p>Vocabulary *Nouns *Plural Nouns *Subject/Predicate</p> <p>Subject-Verb Agreement</p>	<p>Vocabulary *Subject pronouns *Object pronouns * Possessive pronouns * Singular/Plural</p>
---	---	--	--	---

Student Learning Map

Grade/Course 4th Grade/ELA

Writing Unit #1: Knowledge of Language

Key Learning: Use knowledge of language and its conventions.

Unit Essential Question:
How do we use knowledge of language and its conventions?

Lesson Topic 1:
Convey ideas precisely

Lesson Topic 2:
Choosing punctuation

Lesson Topic 3:
Choosing words and phrases

Lesson Essential Questions:
1. What words and phrases can we choose to convey ideas and create variety in our writing?
(CC.1.4.4.K) (CC.1.4.4.Q)

Lesson Essential Questions:
1. Why do we choose punctuation for effect? (CC.1.4.4.K)
(CC.1.4.4.Q)

Lesson Essential Questions:
1. What words and phrases can we choose for effect?
(CC.1.4.4.K) (CC.1.4.4.Q)

Vocabulary
Precise
Convention
Punctuation

Vocabulary:
Precise
Convention
Punctuation

Vocabulary:
Precise
Convention
Punctuation

Student Learning Map

Grade/Course 4th Grade/ELA

Writing Unit #2: Text Types and Purposes/Narrative

Key Learning: Write narratives to write real or imaginative events using effective techniques.

Unit Essential Question:
How do we write narratives describing real or imaginative events?

Lesson Topic 1:
Brainstorming and Prewriting Narrative Story

Lesson Topic 2:
Using dialogue and description

Lesson Topic 3:
Using transitional words and phrases

Lesson Topic 4:
Using concrete and sensory details

Lesson Topic 5:
Conclusion

Lesson Essential Questions:
1. How do we develop a narrative story that will introduce characters and sequence of events?
(CC.1.4.4.N)

Lesson Essential Questions:
1. Why is it important to use dialogue and descriptions to develop a narrative story?
(CC.1.4.4.O)

Lesson Essential Questions:
1. Why should we use a variety of transitional words and phrases to sequence events?
(CC.1.4.4.P)

Lesson Essential Questions:
1. Why is it important to use concrete/sensory details to write a narrative?
(CC.1.4.4.Q)

Lesson Essential Questions:
1. Why is having a conclusion to your narrative story important?
(CC.1.4.4.P)

Vocabulary
Narrator
Characters
Narrative
Narrative techniques
Writer's purpose
Introduction
Controlling point (topic sentence)

Vocabulary
Dialogue
Sequence
Descriptive details

Vocabulary
Transitional words
Sequence
Descriptive details
Chronology

Vocabulary
Sensory details
Concrete words
Sequence

Vocabulary
Conclusion
Writer's Purpose







Student Learning Map

Grade/Course 4th Grade/ELA

Writing Unit #3: Text Types and Purposes/Persuasive

Key Learning: Write opinion pieces on topics or texts, supporting a point of view with reasons and information.

Unit Essential Question:
How do we write opinion pieces supporting a point of view with reasons and information?

<p>Lesson Topic 1: Writer's Purpose</p>	<p>Lesson Topic 2: Reasons, Opinions, and Supporting Details</p>	<p>Lesson Topic 3: Conclusion</p>
		
<p>Lesson Essential Questions: 1. How do we introduce a topic, state an opinion, and organize writing to support its purpose? (CC.1.4.4.H)</p>	<p>Lesson Essential Questions: 1. Why are facts and details important? (CC.1.4.4.I) 2. Why is it important to have reasons to support an opinion? (CC.1.4.4.D)</p>	<p>Lesson Essential Questions: 1. Why should there be a concluding statement or section related to the opinion presented? (CC.1.4.4.J)</p>
		
<p>Vocabulary Writer's purpose Organizational structures Opinion Audience</p>	<p>Vocabulary: Facts Details Opinion Linking opinion examples: For instance In order In addition</p>	<p>Vocabulary: Concluding Statement Opinion</p>

Student Learning Map

Grade/Course 4th Grade/ELA

Writing Unit #4: Text Types and Purposes/Informational

Key Learning: Write informative/explanatory text to examine a topic and present ideas and information clearly.

Unit Essential Question:
How do we write informational text to examine a topic and present information clearly?

Lesson Topic 1:
Brainstorming and Prewriting

Lesson Topic 2:
Developing a Topic

Lesson Topic 3:
Linking Ideas within Categories

Lesson Topic 4:
Using precise language and vocabulary

Lesson Topic 5:
Writing a concluding statement

Lesson Essential Questions:
1. How do we introduce a topic and group related information to support the purpose? (CC.1.4.4.B)

Lesson Essential Questions:
1. Why is it important to develop a topic with details? (CC.1.4.4.C)

Lesson Essential Questions:
1. Why is it important to have linking verbs within sentences? (CC.1.4.4.D)

Lesson Essential Questions:
1. Why do we use specific language and vocabulary words to explain the topic? (CC.1.4.4.E)

Lesson Essential Questions:
1. How do we provide a concluding statement related to the information presented? (CC.1.4.4.D)

Vocabulary
Informative
Explanatory
Intended Audience
Writer's Purpose
Intro Statement

Vocabulary
Paragraph
Concrete Details
Quotations

Vocabulary
Domain-specific vocabulary
Linking verbs
Examples:
Another, for example, also, because

Vocabulary
Precise language
Domain-specific vocabulary

Vocabulary
Concluding statement