



'Super Six' Comprehension Strategies



What is comprehension? There are two main components of reading – decoding and comprehension. Decoding is where we work out what the words SAY, and comprehension is where we work out what they MEAN. Students need to go beyond decoding to derive meaning from a text. To comprehend is to go beyond the word level to get to the big picture. There are lots of ways students can show us that they understand the text – recall information, give a response, answer questions, interpret pictures and make connections. Research has found that students, who are struggling to read, focus more on word accuracy than comprehension. Students are explicitly taught comprehension strategies in class. To reinforce student learning, parents are encouraged to utilise the following strategies at home when reading with your child.

Making Connections

Description

Learners make personal connections from the text with:

- something in their own life (text to self)
- another text (text to text)
- something occurring in the world (text to world)

Example questions/statements

Does this remind you of something? eg This story reminds me of a holiday to my grandfather's farm.

Has something like this ever happened to you?

Is this story similar to another text you have read?

Predicting

Description

Learners use information from graphics, text and experiences to anticipate what will be read/viewed/heard and to actively adjust comprehension while reading/viewing/listening.

Example questions/statements

Looking at the cover, what do you expect this text to be about?

What do you think will happen next?

What words / images do you expect to see or hear next in the text?

Questioning

Description

Learners pose and answer questions that clarify meaning and promote deeper understanding of the text. Questions can be generated by the learner, a peer or an adult.

Example questions/statements

Why did the character do something?

How did it make them feel?

What is the author's intended purpose when writing this text? eg To inform, to entertain or to persuade.

Monitoring

Description

Learners stop and think about the text and know what to do when meaning is disrupted.

Example questions/statements

Is this making sense?

Do I need to re-read?

Does it now make sense?

Visualising

Description

Learners create a mental image from a text read/viewed/heard. Visualising brings the text to life, engages the imagination and uses all of the senses.

Example questions/statements

Can you describe a picture or image you made in your head when you read the text?

Summarising

Description

Learners identify and accumulate the most important ideas and restate them in their own words.

Example questions/statements

Can you retell the story? eg Who were the main characters, setting and sequence of events?







What did you learn from this informative text?

If you were to tell another person about the text, how would you describe it in a few sentences?

Popular Books K-2

Kindergarten

Popular authors:
Anthony Browne,
Jeannie Baker,
Margaret Wild,
Mem Fox,
Lauren Child - Charlie and Lola
Pamela Allen



Years 1 & 2

Billie B Brown Series
Hey Jack Series
Boy v Beast
Pokemon
Zac Powers
Magic Fairy Series



Popular Books 3-6

Years 3 & 4

Beast Quest

EJ 12 Series

Go Girl Series

Diary of a Wimpy Kid

Popular Authors:

Roald Dahl

Enid Blyton



Years 5 & 6

My Australian Story Series

My Royal Story Series

Diary of a Wimpy Kid

Tom Gates Series

Goosebumps

Geronimo & Thea Stilton Series

Popular Authors:

Andy Griffiths

Morris Gleitzman

