

# Nordic Winter Quilt

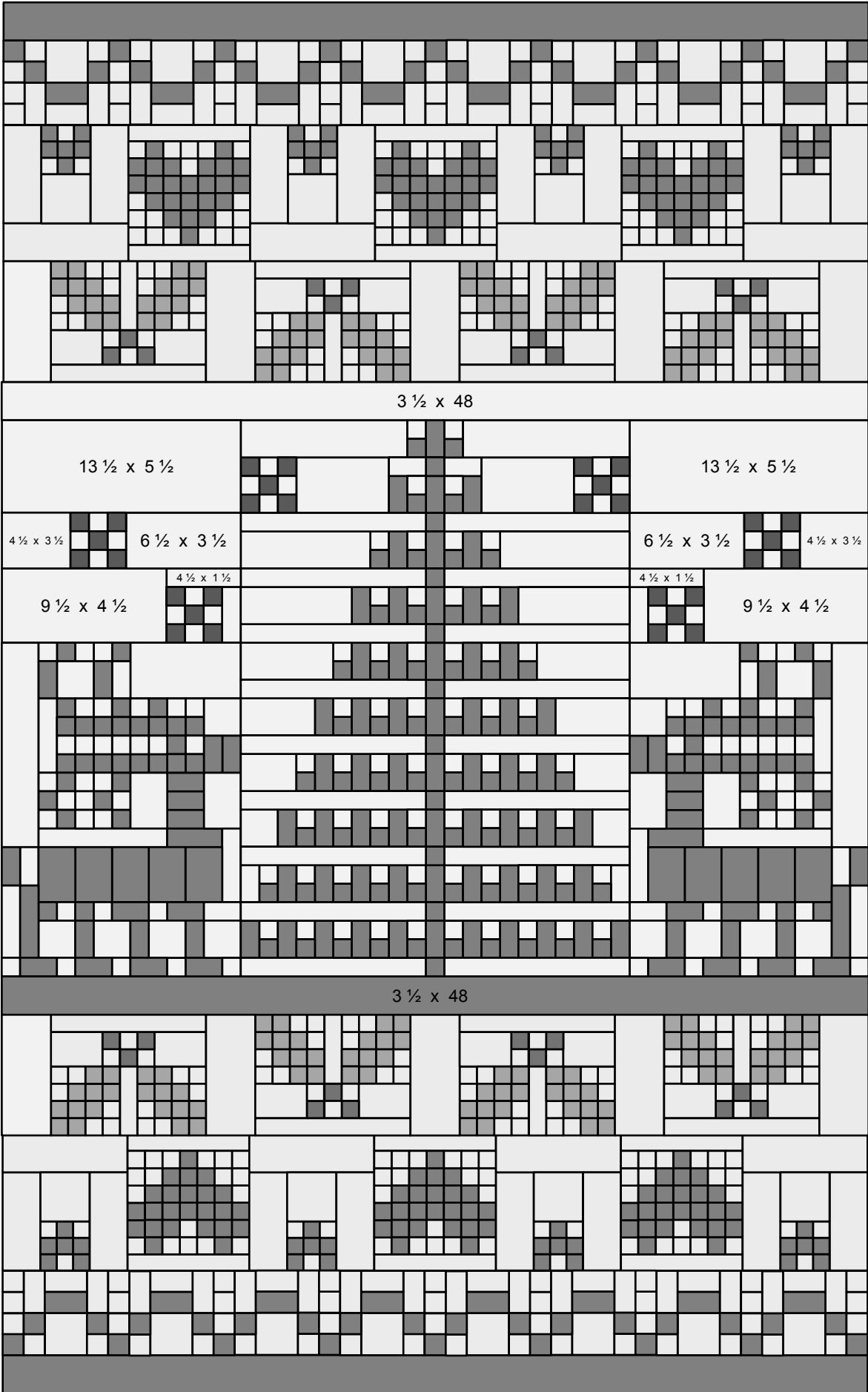
Finished Size - 48" x 80"

## Supplies

3 yards background fabric  
2.5 yards 108" backing fabric  
Assortment of solid fabrics (4-5 yards)  
Twin Sized Batting

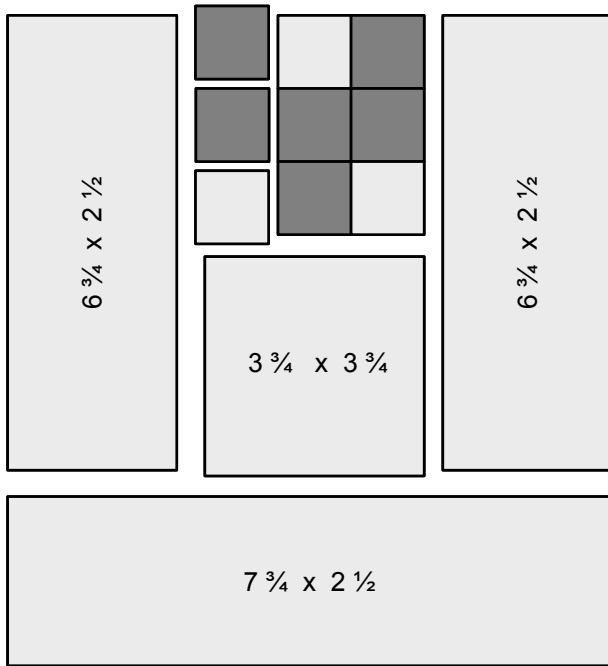
Influenced by Nordic Christmas motifs and cross-stitch patterns, this quilt is the perfect addition to your holiday decor.

This quilt is broken up into sections, making it easy to customize. All the pieces utilize a 1½" x 1½" grid (including the seam allowance).



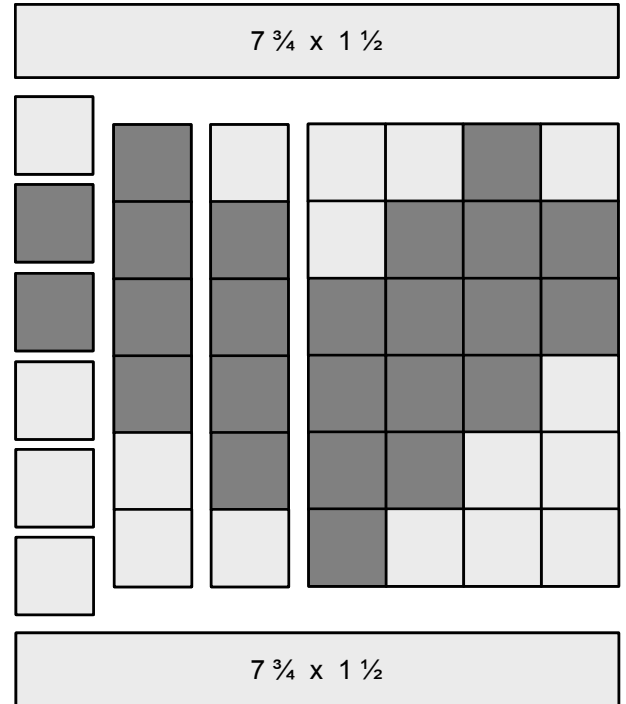
## Small Heart [8 total]

**Background:** 1  $\frac{1}{2}$  Squares:  
 2 -  $6\frac{3}{4} \times 2\frac{1}{2}$  6 - Pink  
 1 -  $3\frac{3}{4} \times 3\frac{3}{4}$  3 - Background  
 1 -  $7\frac{3}{4} \times 2\frac{1}{2}$



## Large Heart [6 total]

**Background:** 1  $\frac{1}{2}$  Squares:  
 2 -  $7\frac{3}{4} \times 1\frac{1}{2}$  24 - Red  
 18 - Background

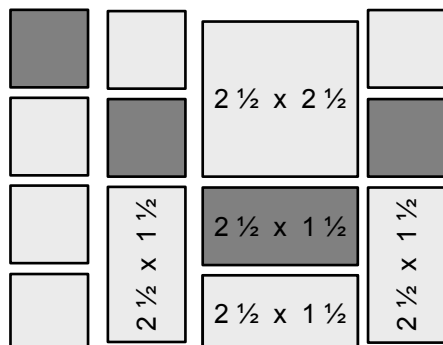


## Garland [18 total]

Main Piece [16]

**Background:** 1  $\frac{1}{2}$  Squares:  
 1 -  $2\frac{1}{2} \times 2\frac{1}{2}$  3 - Purple  
 3 -  $2\frac{1}{2} \times 1\frac{1}{2}$  5 - Background

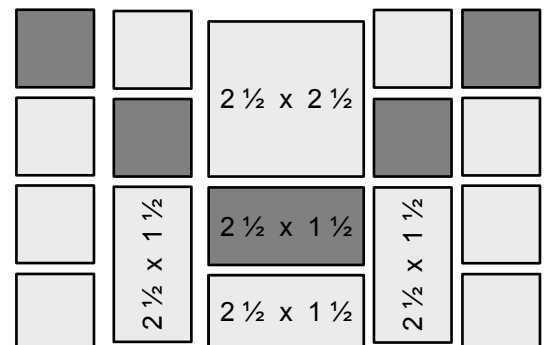
**Purple:**  
 1 -  $2\frac{1}{2} \times 1\frac{1}{2}$



Last Piece [2]

**Background:** 1  $\frac{1}{2}$  Squares:  
 1 -  $2\frac{1}{2} \times 2\frac{1}{2}$  4 - Purple  
 3 -  $2\frac{1}{2} \times 1\frac{1}{2}$  8 - Background

**Purple:**  
 1 -  $2\frac{1}{2} \times 1\frac{1}{2}$



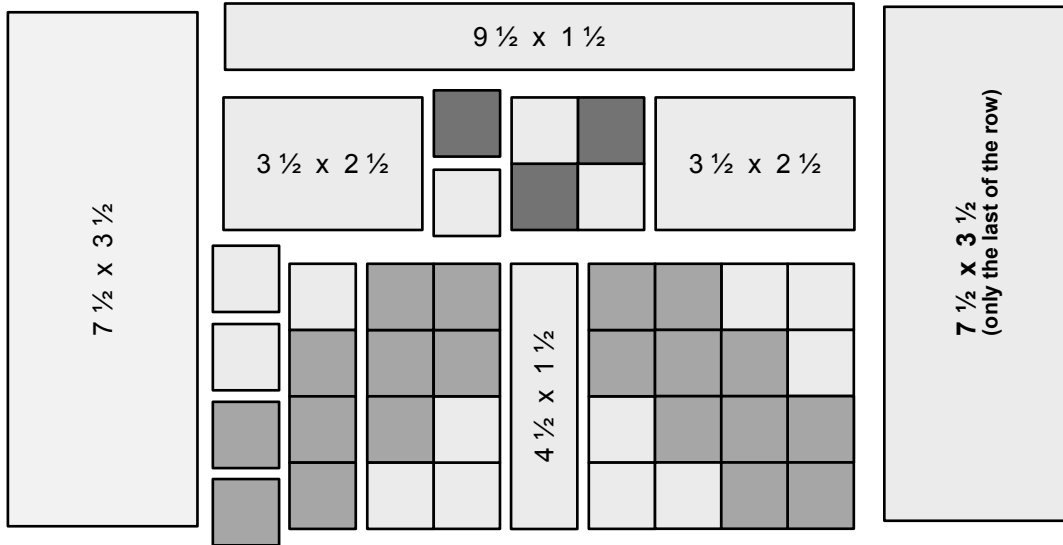
**Purple:**

1 -  $2\frac{1}{2} \times 48$  (sewn to the top of the garland pieces)

## Mistletoe [8 total]


**Background:**  
 1 -  $9\frac{1}{2} \times 1\frac{1}{2}$   
 1 -  $4\frac{1}{2} \times 1\frac{1}{2}$   
 2 -  $3\frac{1}{2} \times 2\frac{1}{2}$   
 1 -  $7\frac{1}{2} \times 3\frac{1}{2}$  (+ 1 for last piece)

**1  $\frac{1}{2}$  Squares:**  
 3 - Red  
 15 - Background  
 20 - Green



## Snowflake [6 total]

**1  $\frac{1}{2}$  Squares:**  
 5 - Blue  
 4 - Background



## First Piece [2]

### Background:

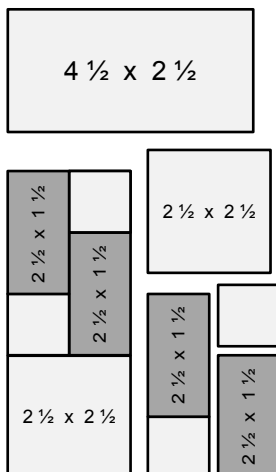
1 -  $4\frac{1}{2} \times 2\frac{1}{2}$   
 2 -  $2\frac{1}{2} \times 2\frac{1}{2}$

### Blue:

4 -  $2\frac{1}{2} \times 1\frac{1}{2}$

### 1 $\frac{1}{2}$ Squares:

4 - Background



## Mountain Tops [18 total]

### Middle Piece [8]

### Background:

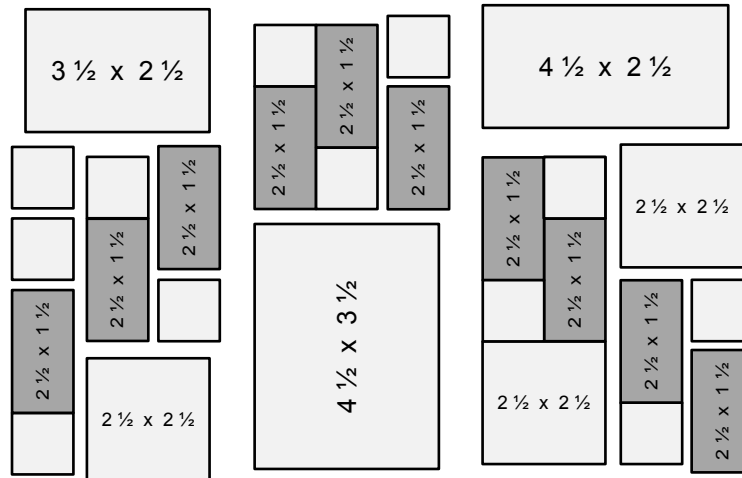
1 -  $4\frac{1}{2} \times 2\frac{1}{2}$   
 1 -  $4\frac{1}{2} \times 3\frac{1}{2}$   
 1 -  $3\frac{1}{2} \times 2\frac{1}{2}$   
 3 -  $2\frac{1}{2} \times 2\frac{1}{2}$

### Blue:

10 -  $2\frac{1}{2} \times 1\frac{1}{2}$

### 1 $\frac{1}{2}$ Squares:

12 - Background



## Last Piece [2]

### Background:

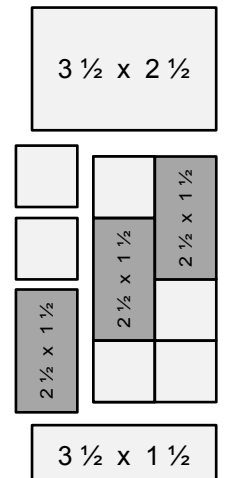
1 -  $3\frac{1}{2} \times 2\frac{1}{2}$   
 1 -  $3\frac{1}{2} \times 1\frac{1}{2}$

### Blue:

3 -  $2\frac{1}{2} \times 1\frac{1}{2}$

### 1 $\frac{1}{2}$ Squares:

6 - Background





# Tree (+ background ) [1 total]

**Background:**

- 2 -  $13\frac{1}{2} \times 5\frac{1}{2}$
- 2 -  $6\frac{1}{2} \times 3\frac{1}{2}$
- 2 -  $5\frac{1}{2} \times 3\frac{1}{2}$
- 2 -  $4\frac{1}{2} \times 3\frac{1}{2}$
- 2 -  $22\frac{1}{2} \times 2\frac{1}{2}$
- 2 -  $9\frac{1}{2} \times 2\frac{1}{2}$
- 2 -  $7\frac{1}{2} \times 2\frac{1}{2}$
- 2 -  $6\frac{1}{2} \times 2\frac{1}{2}$
- 2 -  $5\frac{1}{2} \times 2\frac{1}{2}$
- 2 -  $4\frac{1}{2} \times 2\frac{1}{2}$
- 2 -  $3\frac{1}{2} \times 2\frac{1}{2}$
- 2 -  $2\frac{1}{2} \times 2\frac{1}{2}$
- 4 -  $1\frac{1}{2} \times 2\frac{1}{2}$
- 18 -  $11\frac{1}{2} \times 1\frac{1}{2}$
- 2 -  $4\frac{1}{2} \times 1\frac{1}{2}$
- 2 -  $3\frac{1}{2} \times 1\frac{1}{2}$

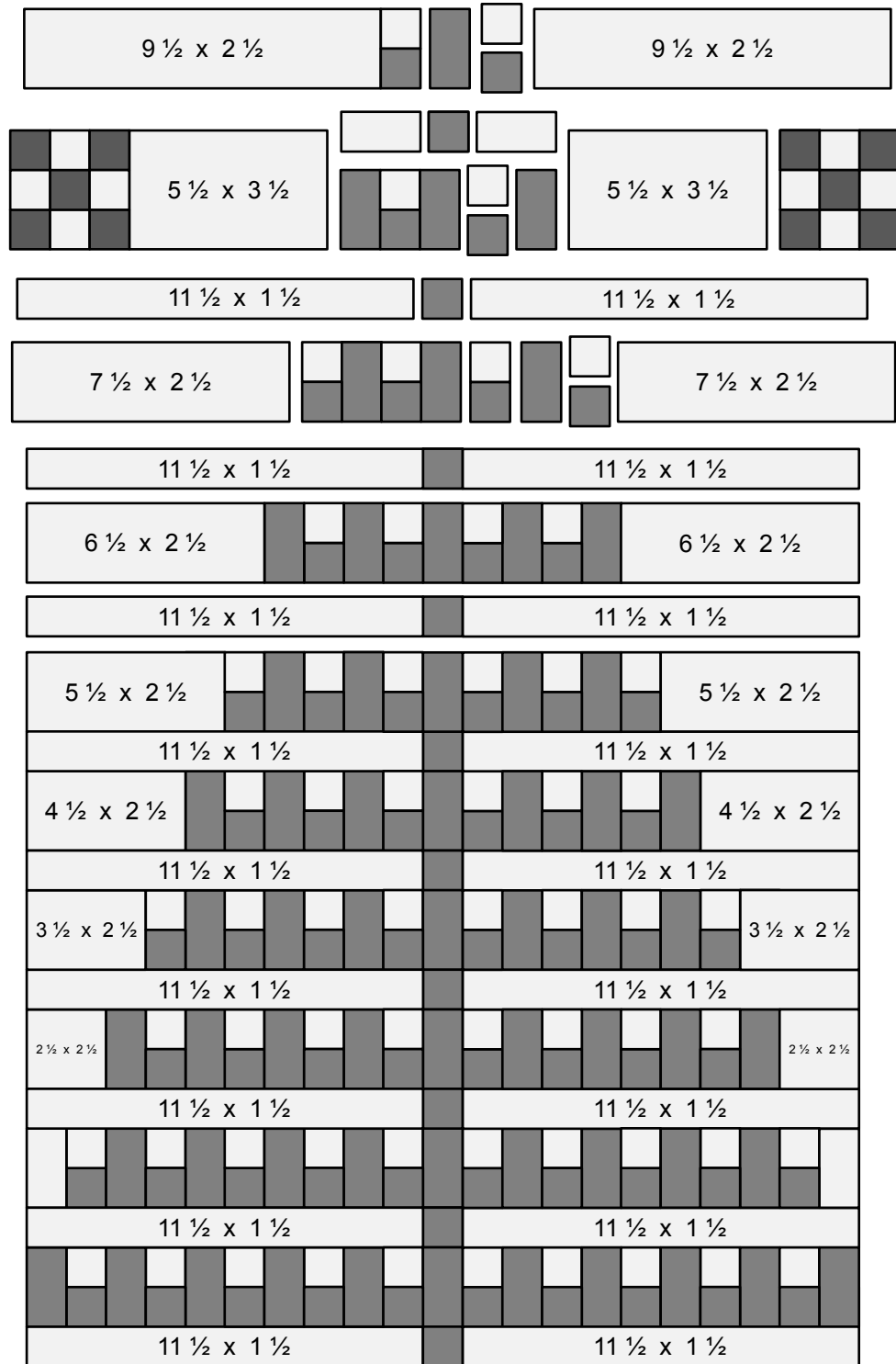
**Green:**

60 -  $2\frac{1}{2} \times 1\frac{1}{2}$

**1 ½ Squares:**

60 - Green

60 - Background



Get your grid paper and create your own Nordic Winter quilt!

All the elements in this quilt can be moved around, altered, and added to, to make it your own.

Here are some extras to start with. If you're using the measurements from this pattern, each square is  $1\frac{1}{2} \times 1\frac{1}{2}$  (including seam allowance).

