

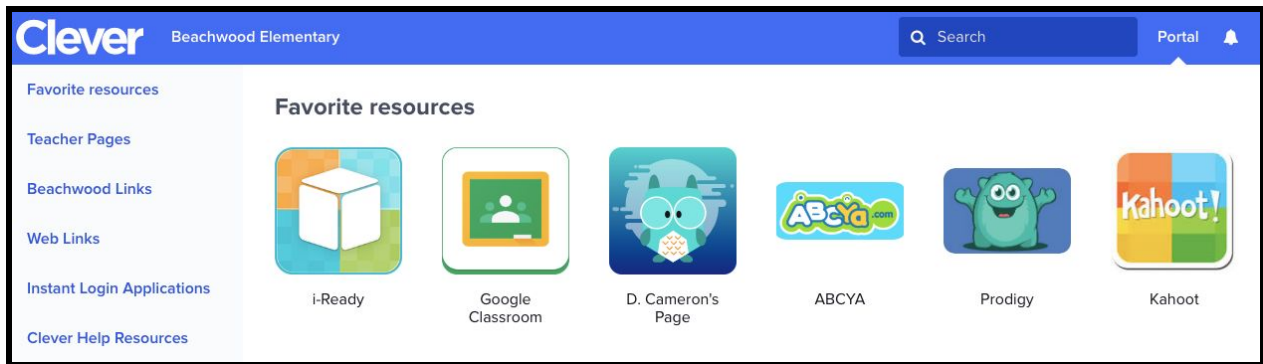
Directions for Accessing Clever Online Tools at Home

What is Clever?

Clever is a tool that allows students to use one login to access all of their district learning applications in one place.

What can students access in Clever?

Students can access all district wide online applications that are used to support their learning. This includes Google Classroom, the primary tool that many teachers use to share, track, and assess digital assignments with their classes.

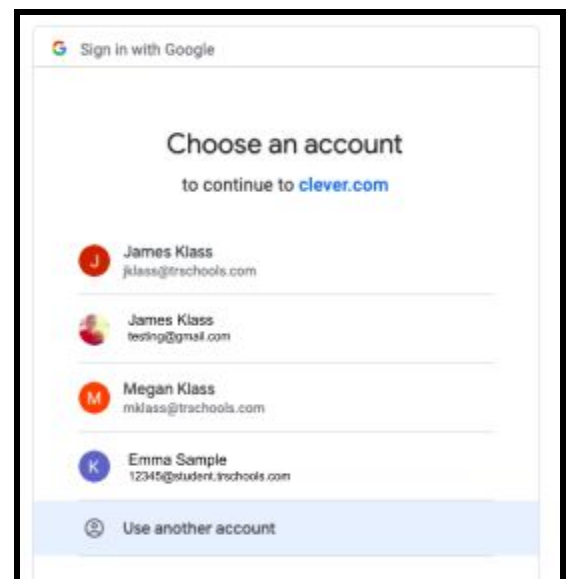
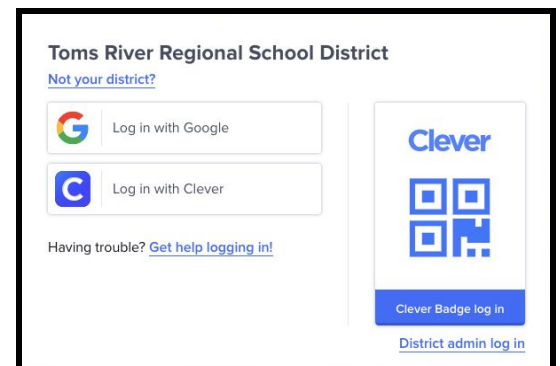


How can we access Clever and necessary applications at home?

- **STEP 1:** Go to <https://clever.com/in/trsd>.
- **STEP 2:** Click “Log in with Google.”
- **STEP 3:** Select username. If the student’s username is not there, click “Use other account.”
- **STEP 4:** Enter student’s login information (students and parents can obtain this from the classroom teacher if they do not have it).



- **STEP 5:** Click on the desired application.



Directions for Accessing Clever Online Tools at Home