




Dear Parents/Guardians,

This year we are partnering with eTeamSponsor - the leading fundraising platform for teams, clubs, and activities - to raise money for our school. The information below is designed to help you learn more about their system and how eASY & eEFFECTIVE it is - having raised \$160 million for schools and clubs since 2010.

What does eTeamSponsor do?

Digital fundraising for teams, activities, and clubs. This is a common and very effective way to raise funds via crowdfunding - raising many small amounts of money from a large number of people (typically family and friends) - using email, text, and social media. eTeamSponsor’s system makes this eASY by automating the process and eEFFECTIVE by allowing the student to personalize their donation request. After contributing to our campaign, a receipt and a personalized “thank you” will be emailed to the donor from your student.

Why are we using eTeamSponsor?

<p>RAISE MORE MONEY</p>  <p>RAISE 2-4X MORE THAN TRADITIONAL OR DIY FUNDRAISING TOOLS</p>	<p>EASY TO SET UP</p>  <p>SET UP A CAMPAIGN IN 30 MINUTES</p>	<p>SAFE TO USE</p>  <p>THE ETEAMSPONSOR SYSTEM IS PCI COMPLIANT AND THEY DO NOT SHARE ANY DATA COLLECTED WITH THIRD PARTIES OR STORE FINANCIAL INFORMATION OF DONORS</p>
---	---	--

What role will your student play?

On the campaign launch date, your student will be asked to fill out a list (provided by eTeamSponsor) of potential supporters (typically family and friends) to bring to their meeting, so we can help them spread the word about their fundraising campaign. The goal is simple: get their message in front of as many people as possible. Help your student think of people who would want to support their group in the community, as well as those who live far away.

Step 1: Share Campaign Via Text



Step 2: Post Campaign to Social Media



Step 3: Add Donor Emails

