



BROWN ELEMENTARY

Parent Climate Survey
2019-20



Report created by
Panorama Education



Summary

Topic Description	Results	Comparison
<p>Communication with School</p>	<p>95% ▲2 since last survey</p>	<p>91% Elementary Schools 87% Washoe County School District</p>
<p>Family Efficacy How confident families are with regard to key parenting skills.</p>	<p>83% ▲7 since last survey</p>	<p>77% Elementary Schools 73% Washoe County School District</p>
<p>Learning Behaviors Families' perceptions of their child's learning-related behaviors.</p>	<p>68% ▲5 since last survey</p>	<p>62% Elementary Schools 60% Washoe County School District</p>
<p>Physical Safety</p>	<p>98% ▲3 since last survey</p>	<p>93% Elementary Schools 90% Washoe County School District</p>
<p>Quality Education</p>	<p>96% ▲5 since last survey</p>	<p>90% Elementary Schools 86% Washoe County School District</p>
<p>Relationships / Respect</p>	<p>98% ▲5 since last survey</p>	<p>92% Elementary Schools 87% Washoe County School District</p>
<p>School Fit Families' perceptions of how well a school matches their child's developmental needs.</p>	<p>80% ▲10 since last survey</p>	<p>72% Elementary Schools 64% Washoe County School District</p>



Supportive Place

95%

88% Elementary Schools

83% Washoe County School District

44 responses

Communication with School

Your average

95%

44 responses

Change

▲ 2

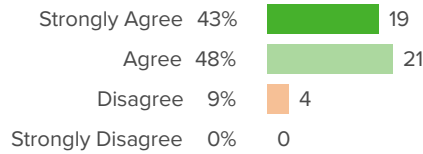
since last survey

School Level average: **91%** Elementary Schools

District average: **87%** Washoe County School District

How did people respond?

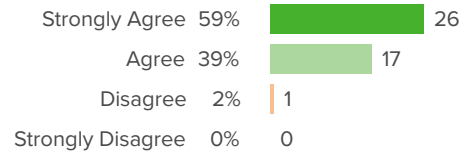
Q.1: I am kept informed about my child's ongoing learning and progress.



▲ 1 from last survey

Favorable: **91%**

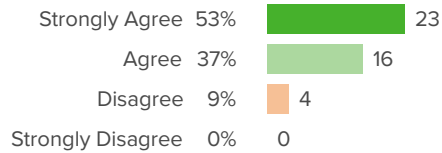
Q.2: My child's teacher(s) are available to discuss my child's learning needs with me.



▲ 2 from last survey

Favorable: **98%**

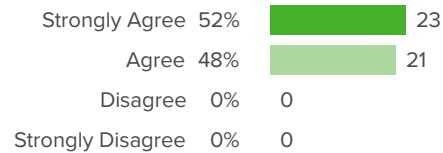
Q.3: I am kept informed about my child's behavior.



▲ 0 from last survey

Favorable: **91%**

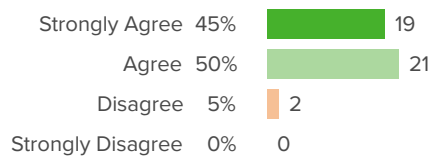
Q.4: I am satisfied with the opportunities for me to be involved in my child's school.



▲ 6 from last survey

Favorable: **100%**

Q.5: Teachers at my child's school update grades and assignments on the Infinite Campus Parent Portal at least twice a month.



▲ 4 from last survey

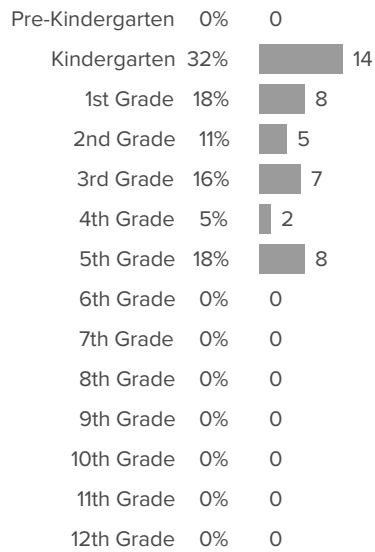
Favorable: **95%**



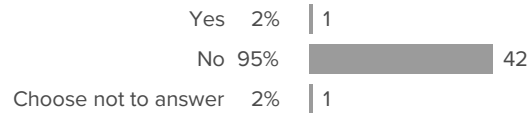
Demographics

How did people respond?

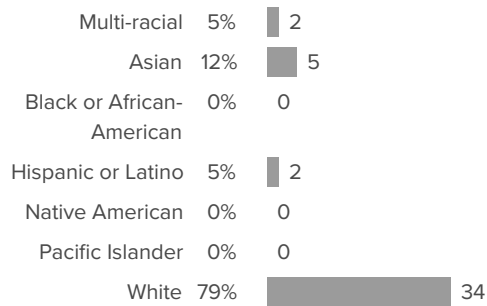
Q.1: What grade is your child currently in at this school? (Please select only ONE)



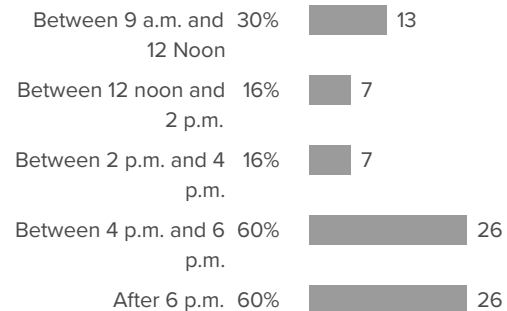
Q.2: Does your child receive free or reduced price lunch?



Q.3: What is your race or ethnicity? (Please select only ONE.)

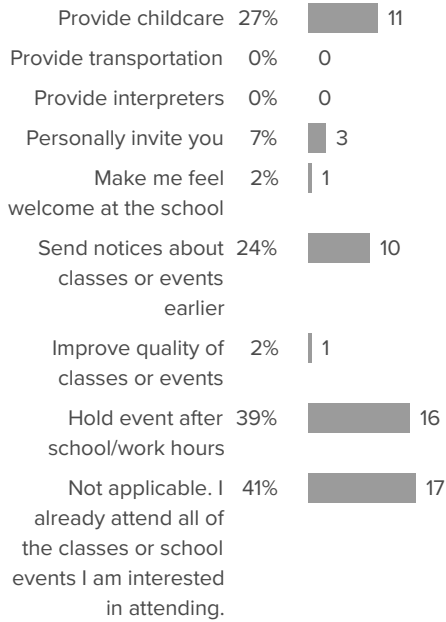


Q.4: What is the best time of day for you to attend school workshops or events? (Please SELECT ALL THAT APPLY)





Q.5: What can your child’s school do to help make it easier to attend classes or events that might interest you? (Please SELECT ALL THAT APPLY)



Family Efficacy

Your average

83%

44 responses

Change

▲ 7

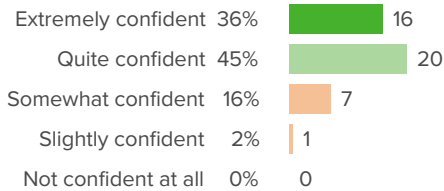
since last survey

School Level average: **77%** Elementary Schools

District average: **73%** Washoe County School District

How did people respond?

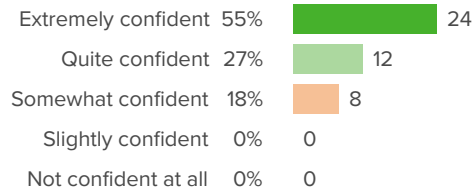
Q.1: How confident are you that you can help your child develop good friendships?



▲ 10 from last survey

Favorable: **82%**

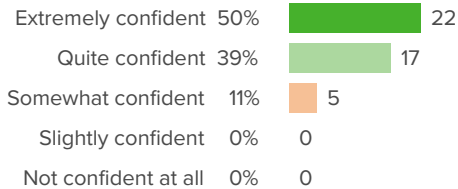
Q.2: How confident are you in your ability to make choices about your child's schooling?



▲ 2 from last survey

Favorable: **82%**

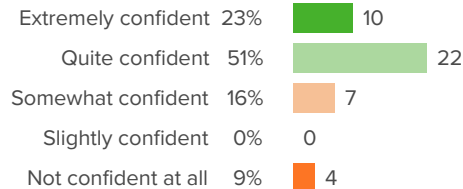
Q.3: How confident are you that you can motivate your child to try hard in school?



▲ 7 from last survey

Favorable: **89%**

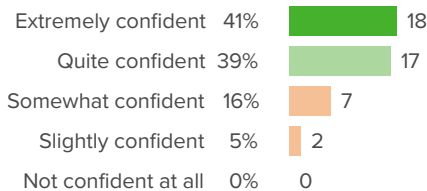
Q.4: How confident are you in your ability to connect with other parents?



▲ 18 from last survey

Favorable: **74%**

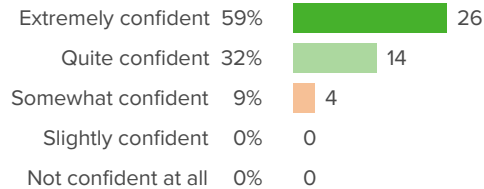
Q.5: How confident are you in your ability to make sure your child's school meets your child's learning needs?



▲ 9 from last survey

Favorable: **80%**

Q.6: How confident are you in your ability to support your child's learning at home?

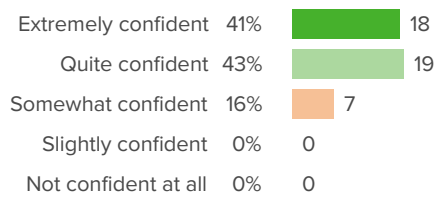


▲ 2 from last survey

Favorable: **91%**



Q.7: How confident are you in your ability to help your child deal with his/her emotions appropriately?



▲ 4 from last survey

Favorable: **84%**

Learning Behaviors

Your average

68%

44 responses

Change

▲ 5

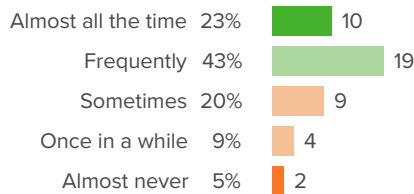
since last survey

School Level average: **62%** Elementary Schools

District average: **60%** Washoe County School District

How did people respond?

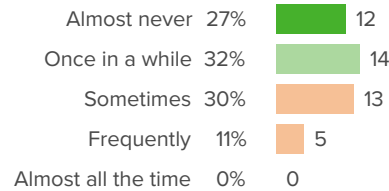
Q.1: How often does your child read for fun?



▲ 4 from last survey

Favorable: **66%**

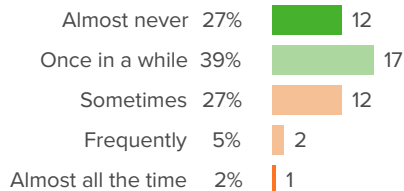
Q.2: How often does your child struggle to get organized for school?



▲ 4 from last survey

Favorable: **59%**

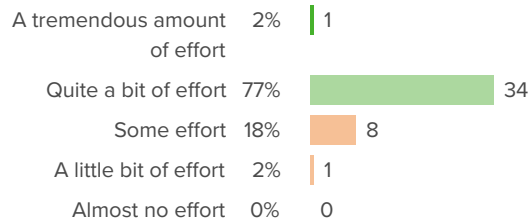
Q.3: How often does your child give up on learning activities that s/he finds hard?



▼ 2 from last survey

Favorable: **66%**

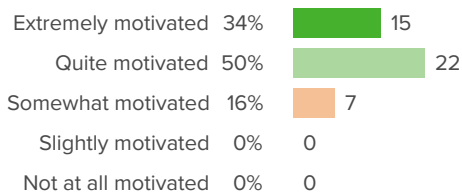
Q.4: How much effort does your child put into school-related tasks?



▲ 11 from last survey

Favorable: **80%**

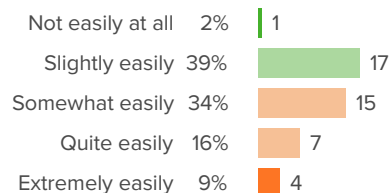
Q.5: How motivated is your child to learn the topics covered in class?



▲ 13 from last survey

Favorable: **84%**

Q.6: When working on school activities at home, how easily is your child distracted?

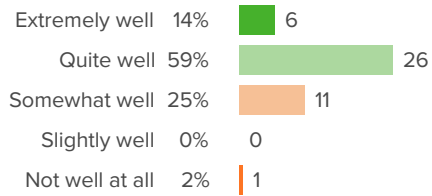


▼ 6 from last survey

Favorable: **41%**



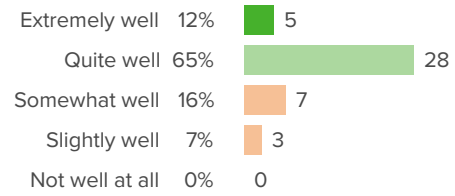
Q.7: On average, how well does your child work independently on learning activities at home?



▲ **8** from last survey

Favorable: **73%**

Q.8: In general, how well does your child learn from feedback about his/her work?



▲ **12** from last survey

Favorable: **77%**



Physical Safety

Your average

98%

44 responses

Change

▲ 3

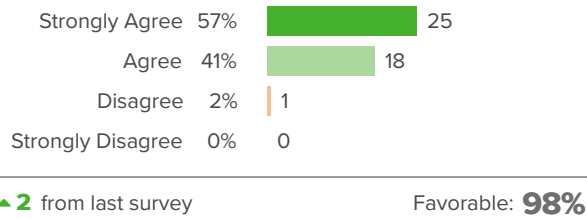
since last survey

School Level average: **93%** Elementary Schools

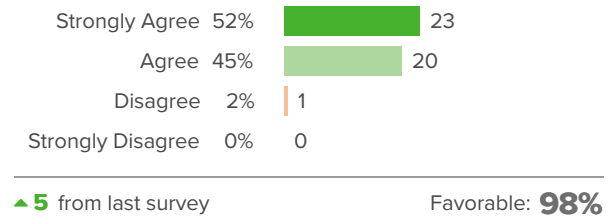
District average: **90%** Washoe County School District

How did people respond?

Q.1: My child feels safe inside the school building.



Q.2: My child feels safe outside, on the school grounds.



Quality Education

Your average

96%

44 responses

Change

▲ 5

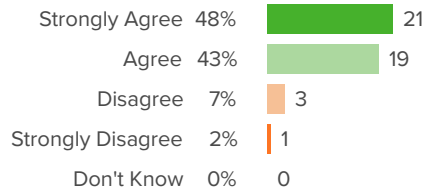
since last survey

School Level average: **90%** Elementary Schools

District average: **86%** Washoe County School District

How did people respond?

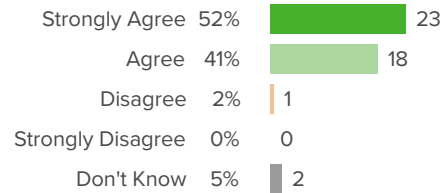
Q.1: My child is receiving the kind of instruction that is appropriate for his or her abilities.



▲ 5 from last survey

Favorable: **91%**

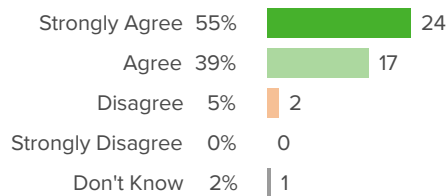
Q.2: My child's teacher(s) set high expectations for my child's individual learning.



▲ 7 from last survey

Favorable: **98%**

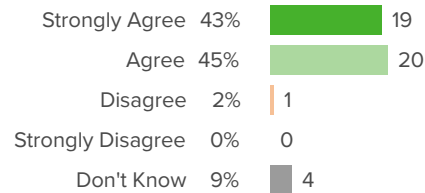
Q.3: My child's teacher(s) provide my child with all of the accommodations needed to do well in his or her classes.



▲ 3 from last survey

Favorable: **95%**

Q.4: If my child needs extra help, the teacher(s) are available.



▲ 5 from last survey

Favorable: **98%**

Relationships / Respect

Your average

98%

44 responses

Change

▲ 5

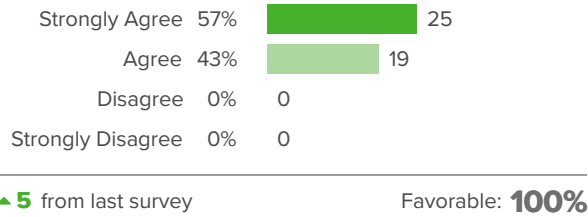
since last survey

School Level average: **92%** Elementary Schools

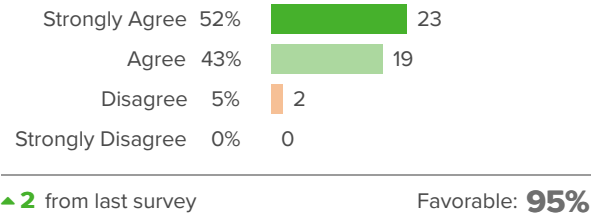
District average: **87%** Washoe County School District

How did people respond?

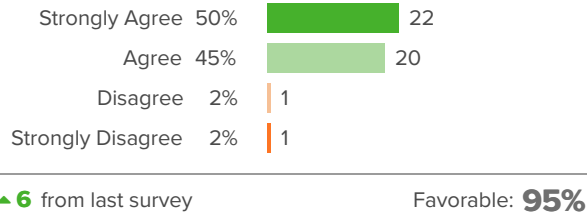
Q.1: Staff at my child's school really care about my child.



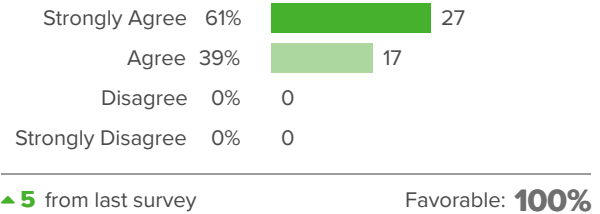
Q.2: My child has at least one staff member at the school in whom they can confide.



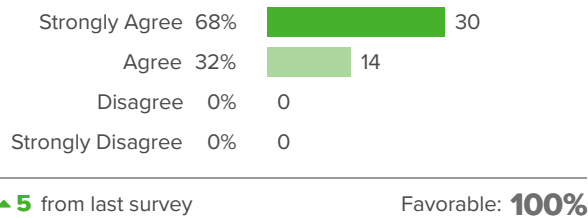
Q.3: The rules and expectations for behavior are the same for every student at my child's school.



Q.4: My child is treated fairly by all teachers and staff, no matter his or her race, cultural, or family background.



Q.5: I have at least one staff member I can contact when I want to discuss my child's education.



School Fit

Your average

80%

44 responses

Change

▲ 10

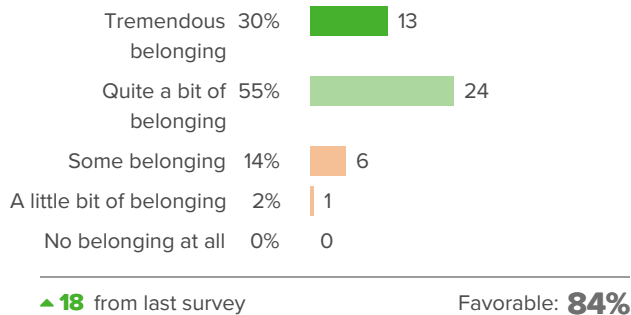
since last survey

School Level average: **72%** Elementary Schools

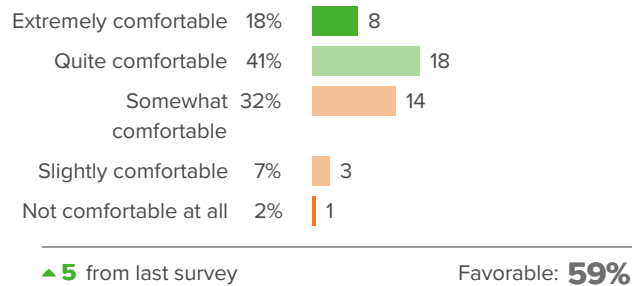
District average: **64%** Washoe County School District

How did people respond?

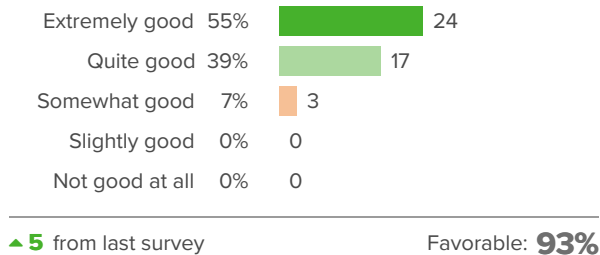
Q.1: How much of a sense of belonging does your child feel at his/her school?



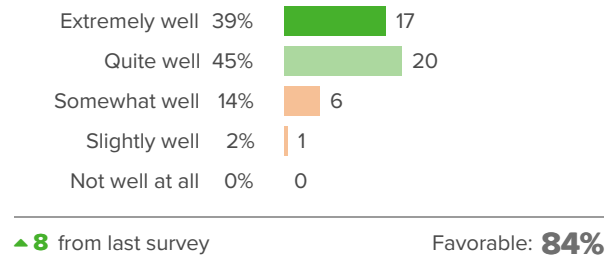
Q.2: How comfortable is your child in asking for help from school adults?



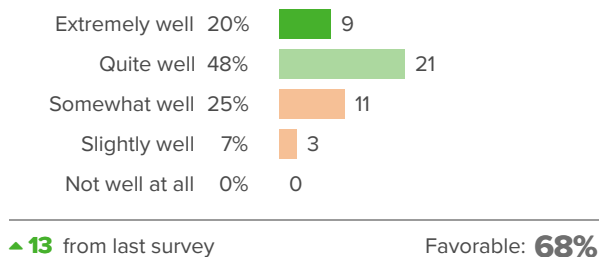
Q.3: Given your child's cultural background, how good a fit is his/her school?



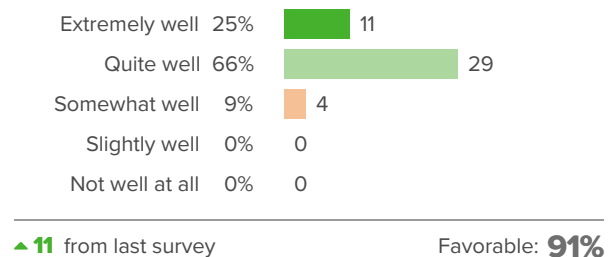
Q.4: How well do you feel your child's school is preparing him/her for his/her next academic year?



Q.5: How well do the activities offered at your child's school match his/her interests?

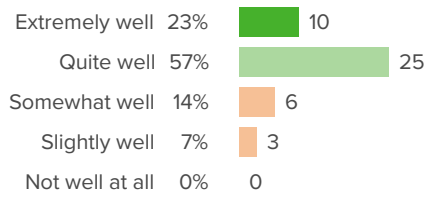


Q.6: At your child's school, how well does the overall approach to discipline work for your child?





Q.7: How well do the teaching styles of your child's teachers match your child's learning style?



▲ 9 from last survey

Favorable: **80%**

Supportive Place

Your average

95%

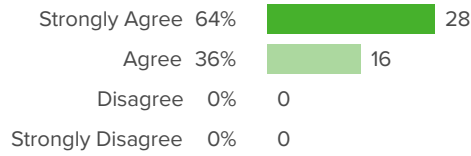
44 responses

School Level average: **88%** Elementary Schools

District average: **83%** Washoe County School District

How did people respond?

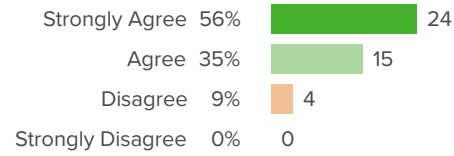
Q.1: School employees make me feel welcome at my child's school.



▲ 6 from last survey

Favorable: **100%**

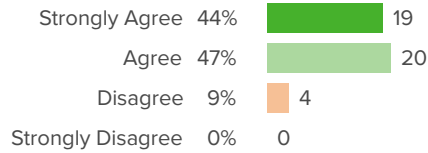
Q.2: School staff and I work together to create goals for my child.



▲ 4 from last survey

Favorable: **91%**

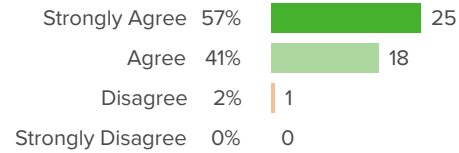
Q.3: My child's school seeks parent input about how to make the school better.



▲ 6 from last survey

Favorable: **91%**

Q.4: The principal makes decisions that are in the best interest of all the children at this school.



▲ 4 from last survey

Favorable: **98%**