

# Firemen Early Learning Printables

{Kindergarten version}



Thanks so much for stopping by my site and downloading this file. I hope that you and your child have **MUCH** fun together using this free resource! You can find all of my files and links for this unit on this webpage:

<http://homeschoolcreations.com/FiremenPrintables.html>

This pack contains early learning printables to use with your child. The first half of the kit focuses on skills for younger children and the second includes pages for more advanced preschoolers or kindergarteners. I would highly recommend printing the activities from this set onto cardstock so that they are sturdier for younger hands.

If you would like to share, please share a link to my blog or to the page that hosts these files. **Please do not link directly to just the PDF files** (the link you are at now). Please feel free to print this pdf file for your own personal use. They were created for private and non-profit use. Please do not sell or host these files anywhere else.

Created by Jolanthe @ <http://homeschoolcreations.com>

October 2011

Graphics from: [Stockberry Studio](#) purchased from [My Graphico](#)




K P F




F I F




P L T




F T E



R U H



B A R



Y V E



S B D



H B A




k	p	f
---	---	---




f	i	f
---	---	---




p	l	t
---	---	---




f	t	e
---	---	---



r	u	h
---	---	---



b	a	r
---	---	---



y	v	e
---	---	---



s	b	d
---	---	---




h	b	a
---	---	---



Handwriting practice lines consisting of a solid top line, a dashed middle line, and a solid bottom line.




Handwriting practice lines consisting of a solid top line, a dashed middle line, and a solid bottom line.



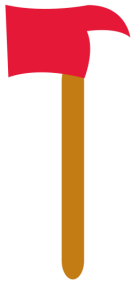
Handwriting practice lines consisting of a solid top line, a dashed middle line, and a solid bottom line.




Handwriting practice lines consisting of a solid top line, a dashed middle line, and a solid bottom line.



Handwriting practice lines consisting of a solid top line, a dashed middle line, and a solid bottom line.



Handwriting practice lines consisting of a solid top line, a dashed middle line, and a solid bottom line.



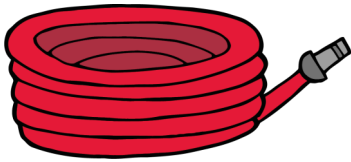
Handwriting practice lines consisting of a solid top line, a dashed middle line, and a solid bottom line.



Handwriting practice lines consisting of a solid top line, a dashed middle line, and a solid bottom line.























Handwriting practice lines consisting of a solid top line, a dashed middle line, and a solid bottom line.




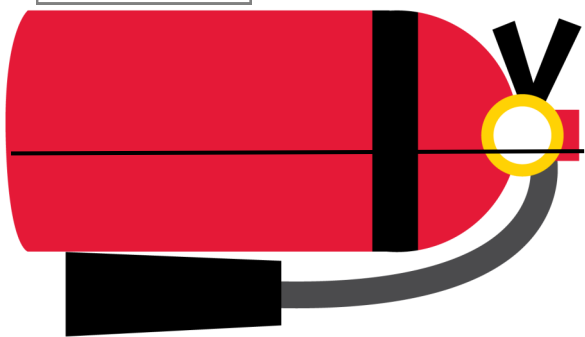

Handwriting practice lines consisting of a solid top line, a dashed middle line, and a solid bottom line.

# More, Less, or Equal?

				
-------------------------------------------------------------------------------------	-------------------------------------------------------------------------------------	-------------------------------------------------------------------------------------	---------------------------------------------------------------------------------------	---------------------------------------------------------------------------------------

# Measure the Fireman's tools




# Put the Fire Out!







Can you help put the fire out? How many drops of water will it take?



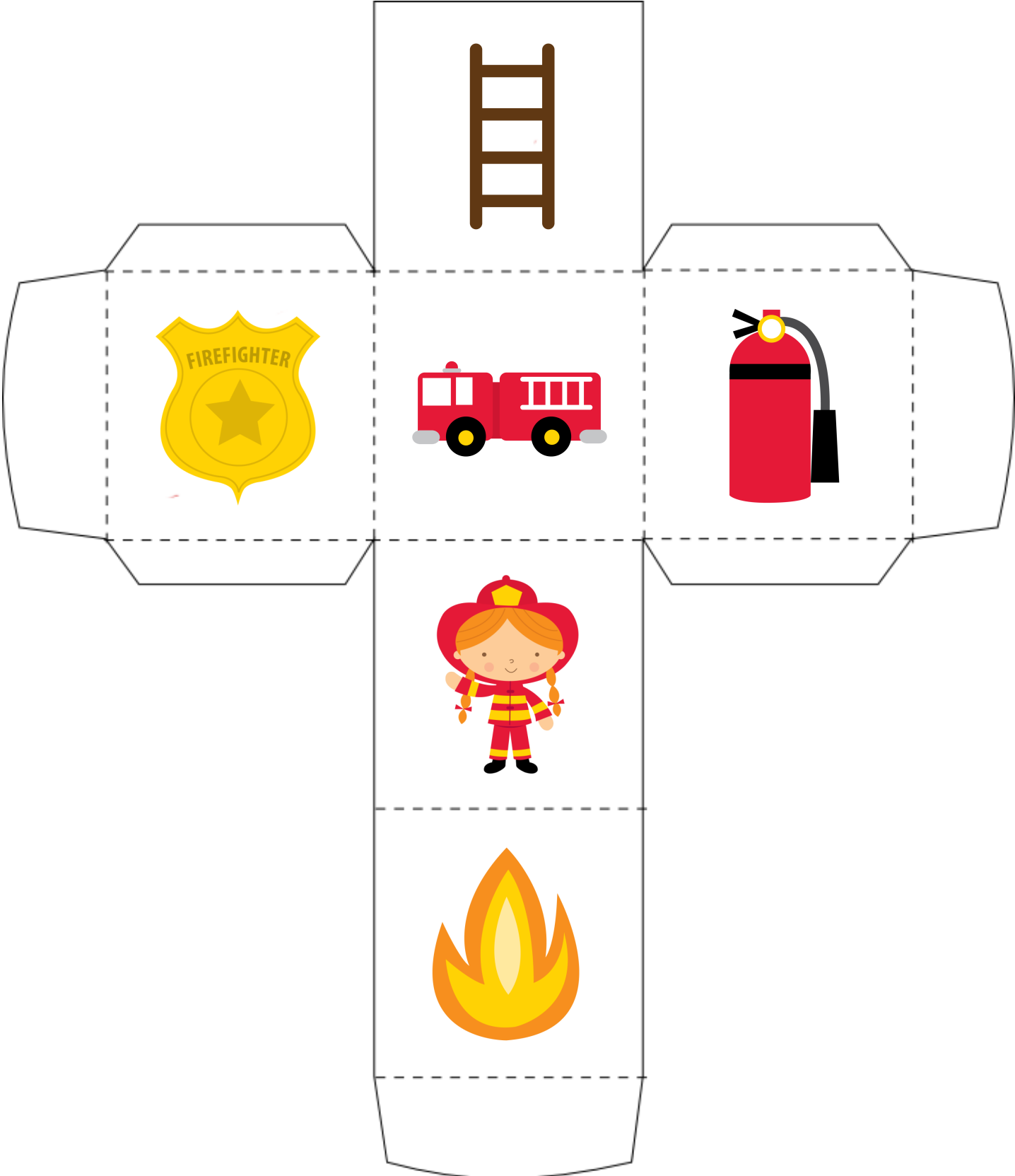




1	2	3	4	5
6	7	8	9	10
11	12	13	14	15
16	17	18	19	20


10						
9						
8						
7						
6						
5						
4						
3						
2						
1						
						

Cut out the dice template below, fold on the dotted lines and tape/glue together to make dice. Have your child roll the dice and then fill in a square of picture that was rolled until one of the colors reaches 10!



# Label the Firefighter

Fill in the correct words in the blanks below.



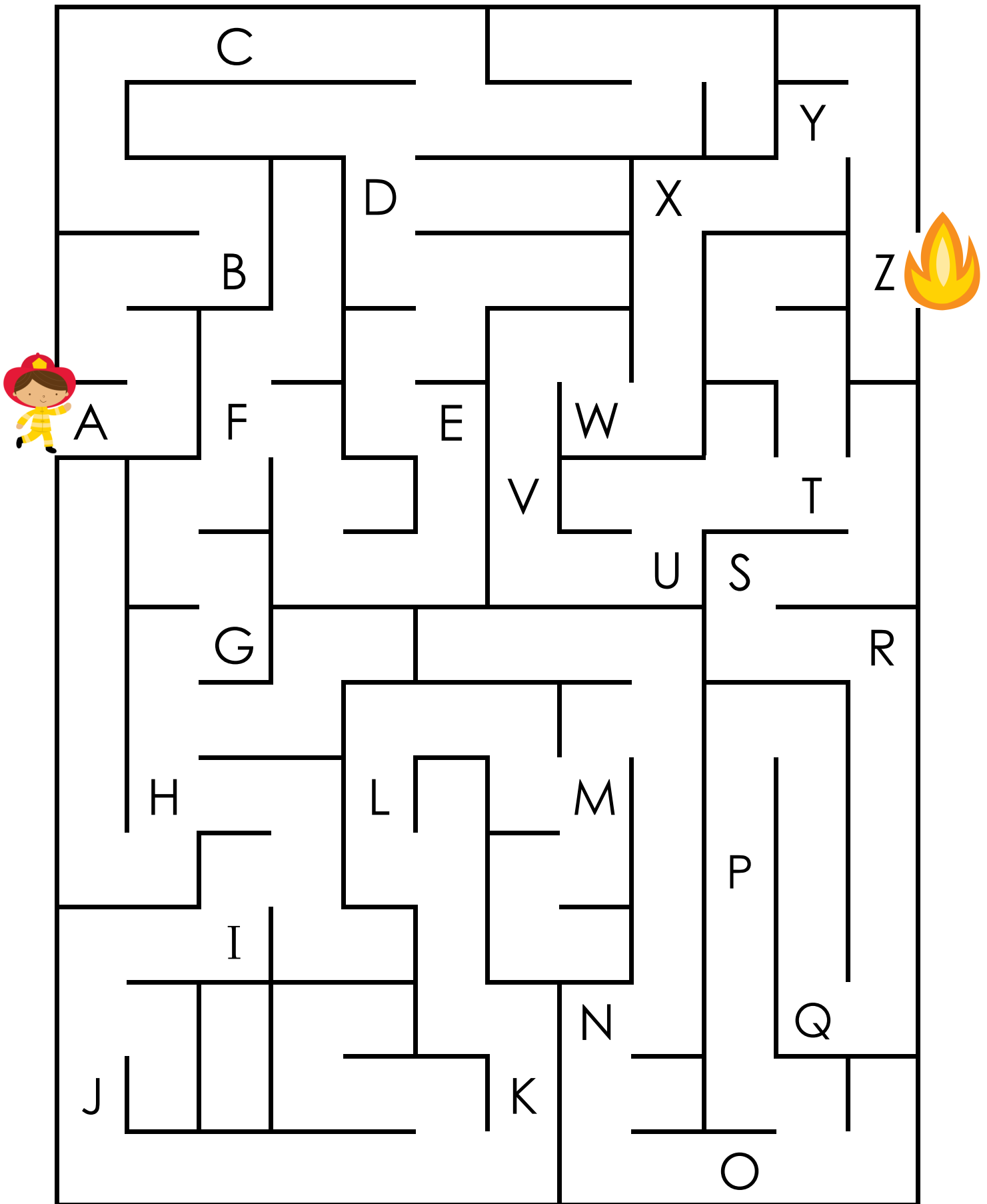
hose

helmet

boots

uniform

Help the fireman reach the fire




What starts with the 'F' sound?



--	--	--	--	--

Cut out the pictures below. Glue the ones that begin with the 'F' sound in the boxes above.



Another fireman to help!

Move ahead one Spot!




### Fireman Game Rules

Roll the dice and move that number of Spaces on the board. If you land on one of the pictures, follow the directions for that Spot. First one to put out the fire wins the game!




Your extinguisher is empty!  
Go back one Spot.

A fire hydrant is close to the house!  
Move ahead two Spaces.



Start here



Oh no! There's a brushfire in the way!  
Wait one turn and put it out!



You forgot your ax!  
Go back one Space.

# Ff

Find and color blue all of the uppercase and lowercase letter Ff's.

F P f t f f  
r E t f B T  
R E f r P t  
F e r  
E F f






Line up the numerical order  
from 1-10.

When you are done, you can also  
sort the numbers by even and  
odd.

Odd

Even





# Find the Words

Can you find these words in the story that you read?

He	The	to
fire	high	his
is	truck	uses
head	very	A

# The Fireman



A fireman fights fire. A helmet



protects his head. The fireman



drives a fire truck. He uses a








ladder to reach high places.




The fireman is very brave.

circle the one that is different



# Follow the Directions and Find the Right Picture

The fire is on the ground between the tree and the bush



The fireman wants the ladder that is leaning on the truck.

