

Laboratory Specimen Tube Type Collection Chart

Draw in the order shown on the chart from left to right order , Label AT THE BEDSIDE, Timely DELIVERY to the LAB














Mix all tubes gently 5-10 times by inverting immediately after collection.

Color blocks below correspond to patient bedside visual reference used at SPH following mistake proofing.

Codes for use at Acute Care sites using SCM Order Entry. Remember: Use starred label for all collection tubes

Applies to former Saskatoon Health Region area

The list of tests below is NOT complete – reference individual tests on the **Laboratory Services Manual** under ‘Resources’ on the Infonet

<p>Clear (no additives) Use for discard purposes only</p> 	<p>Critical specimen draw volume (Exhaust vacuum totally)</p> <ul style="list-style-type: none"> • Anti Xa • D-Dimer • Fibrinogen • PT (INR), APTT  <p>Pediatric Use ONLY 1.8 mL Clear Citrate</p>	<ul style="list-style-type: none"> • Kidney Bank • Lithium  <p>Red No Gel</p>	<ul style="list-style-type: none"> • EBV • Mycoplasma • Parvovirus (B19) • Rubella (Inpatient) • Toxoplasmosis • Varicella IgG • Viral Serology  <p>Tiger Top Gel</p>	<ul style="list-style-type: none"> • CA125 • Ceruloplasmin • CMV Serology (IgG/IgM) • Estradiol • Hepatitis A,B,C antigen and antibody • HIV • IgE • Ionized Calcium (requires own 3.5ml tube) • LH/FSH • Monospot • Prolactin • Progesterone • Protein electrophoresis • Rubella (Outpatient) • Streptozyme • Syphilis • Testosterone • Vancomycin  <p>Gold Gel</p>	<ul style="list-style-type: none"> • Acetaminophen, Albumin, AFP, ALP, AST, ALT, Amikacin, ASA (Salicylates) • Bilirubin, BHCG • Calcium, Carbamazepine, CEA, Cholesterol, CK, Cortisol, C.Reactive Protein, Creatinine, C3, C4 • Digoxin • Electrolytes • Ethanol, Ethylene & Isopropyl Glycol, Methanol, (requires own tube, use alcohol-free swab) • Ferritin • Gentamycin, GGT, Glucose • Haptoglobin, HDL • Iron, IgM, IgG, IgA • Lipase, LD • Magnesium • Methotrexate (protect from light and place on ice) • Myoglobin • Osmolality • Parathyroid Hormone, Phosphate, Prealbumin, PSA, • Rheumatoid Factor • Salicylates (ASA) • Tobramycin, FreeT3, FreeT4, TroponinT, TSH, Total protein, TIBC, Triglyceride • Urea, Uric Acid • Vitamin B12, Vitamin D  <p>Light Green Gel Lithium Heparin</p>	<ul style="list-style-type: none"> • Ammonia (collect on ice) • Carboxy-hemoglobin • Lactate (collect on ice, no tourniquet) • Phenobarbital, Phenytoin • Valproic Acid • Venous Blood Gas (collect on ice) <p>No Venous O2 Sat, PO2, iCa</p>  <p>Green No Gel Lithium Heparin</p>	<ul style="list-style-type: none"> • Chromosomes • Cytogenetics  <p>Green 4.0mL Sodium Heparin</p>	<ul style="list-style-type: none"> • Aluminum, Arsenic • Cadmium • Chromium, Copper • Gold • Lead • Manganese • Mercury • Selenium • Thallium • Zinc  <p>Royal Blue K2EDTA</p>	<ul style="list-style-type: none"> • CBC • Cross Match Type and Screen (requires own tube) • CMV Viral Load • Cyclosporin • EBV Viral Load • ESR • Flow Cytometry • F5L/PR202 • Hemoglobin A1C • Hepatitis Viral Loads • HIV Genotype • HIV Viral Loads • Homocysteine (collect on ice) • Sirolimus • Tacrolimus  <p>Lavender EDTA</p>
<p>Blood Culture collect first using a syringe and don't collect a discard tube</p> <p>Site #1</p>  <p>Site #2</p> 	<p>BLU</p>  <p>Adult Use 2.7 mL Blue Citrate</p>	<p>*R10*</p>	<p>*VSS*</p>	<p>*SST*</p>	<p>*PST*</p>	<p>*GPT*</p>	<p>*GNH*</p>	<p>*K2E*</p>	<p>*LAV*</p>

Collection Information for laboratory tests can be located on the Infonet in the Laboratory Medicine Test and Services Catalogue

IF YOU CHOOSE TO PRINT THIS DOCUMENT, IT IS VALID ONLY ON DAY OF PRINT.

Document #: LSM-420 v #: 8