

EP Language Arts 2 Printables



This book belongs to:

This book was made for your convenience. It is available for printing from the Easy Peasy All-in-One Homeschool website. It contains all of the printables from Easy Peasy's Language Arts 2 course. The instructions for each page are found in the online course.

Please note, in the various places where parts of speech are practiced, certain words can be categorized in more than one place (you can go for a swim [noun] or you can swim [verb]). If your child marks one of them differently than the answer key indicates, have a conversation with them to find out why.

Easy Peasy All-in-One Homeschool is a free online homeschool curriculum providing high quality education for children around the globe. It provides complete courses for preschool through high school graduation. For EP's curriculum visit allinonehomeschool.com.

EP Language Arts 2 Printables

Copyright © 2017 All rights reserved.

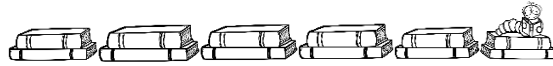
This workbook, made by Tina Rutherford with permission from Easy Peasy All-in-One Homeschool, is based on the language arts component of Easy Peasy's curriculum. For EP's online curriculum visit allinonehomeschool.com

This book may not be reproduced in whole or in part in any manner whatsoever without written permission from Easy Peasy.

ISBN-13: 978-1542665445

ISBN-10: 1542665442

First Edition: January 2017



Singular and Plural nouns


A noun is *singular* when it refers to only one person, place, thing, or idea:



apple



kid




flower



bee


A noun is *plural* when it refers to more than one person, place, thing, or idea:



apples



kids



flowers



bees

The regular plural form of a noun is made by simply adding an **s** to the end of the word. The following list is a mix of singular and plural nouns. If the noun is in the singular form, write its plural form in the blank. If the noun is in the plural form, write its singular form in the blank.

horse _____

balls _____

faces _____

book _____

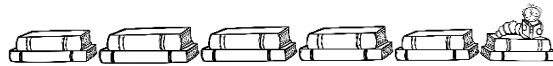
shirt _____

clock _____

doors _____

game _____

Write four plural nouns from your reading today or another book you've read.



Plural Rules

The regular plural of nouns is made by adding an S to the end of the word. But there are exceptions to this rule. We call these exceptions **irregular plurals**.

We make the plural of nouns that end in CH, SH, X, or SS by adding ES.

one dress



two dresses

one fox



two foxes

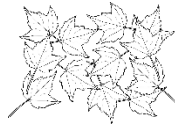
one couch



two couches

We make the plural of some nouns that end in F or FE by changing the F or FE to V and adding ES.

one leaf



two leaves

one elf



two elves

We make the plural of nouns that end in Y not following a vowel by changing the Y to I and adding ES.

one cherry



two cherries

one fly



two flies

And of course, there are many words that just don't follow a rule.

one woman, two women

one child, two children

one sheep, two sheep

one cactus, two cacti

Write the plurals:

knife _____

boy _____

wish _____

miss _____

try _____

man _____

inch _____

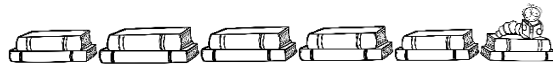
hand _____

box _____

girl _____


loaf _____

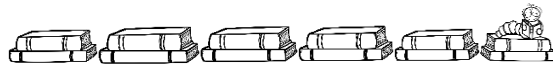
pie _____



Fishing for Nouns

A **noun** is a person (Jeffrey, boy, sister), place (post office, church, Chicago), thing (ball, dog, computer), or idea (love, fear, happiness). Circle the fish below that contain nouns.





Ar words

Fill in the missing "ar" word using the word box below.

arm	dark	yard	far	barn
car	bark	harp	cart	park

I went out into the _ _ _ _ to play.

We filled our _ _ _ _ at the store.

My dog likes to _ _ _ _ at the TV.

The swings at the _ _ _ _ are fun.

The _ _ _ _ makes a pretty sound.

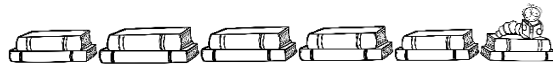
My grandmother lives _ _ _ _ away.

The hayloft is in the _ _ _ _.

My sister is afraid of the _ _ _ _.

His _ _ _ _ was in a sling.

My mom drives a red _ _ _ _.



Er sound

Fill in the missing “er” word using the word box below. Then write more “er” words on the blank at the bottom.

serve skirt burp curve every blur turkey squirrel

The _ _ _ _ _ ran up the tree.

She had flowers on her _ _ _ _ _.

I _ _ _ _ _ when I drink soda.

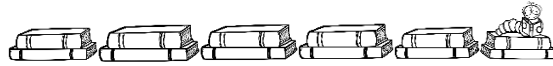
The sign marked the _ _ _ _ _ in
the road.

The _ _ _ _ _ was delicious.

The cars went so fast they were a
_ _ _ _ _.

My mother likes to _ _ _ _ _ us
dinner.

I brush my teeth _ _ _ _ _ day.



Proper Nouns

Proper nouns are names of people, places, things and ideas. Read the story below. Circle the proper nouns and then write them on the lines below the story. Make sure to capitalize them on the lines!

My favorite day of the week is friday. I start the day with my favorite cereal, choco chunkies. It's a special treat I only get to have on that day. Then I find all of my library books from the previous week. Friday is the day we get to go to central library and pick out new books. I love reading and finding new stories! That afternoon, we get to have lunch at my favorite sandwich shop, anderson's deli. The sandwich I get is called monster cheese. It's so warm and toasty and delicious. That evening is basketball practice. This year, my team is the crushers and my dad is the coach. I'm on the team with my best friend, james. Finally, when I fall into bed after a long day, it's always nice to realize the next day is saturday so I can just relax!

1. _____

5. _____

2. _____

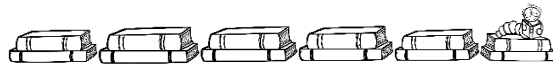
6. _____

3. _____


7. _____

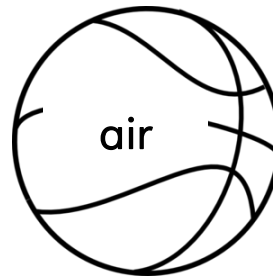

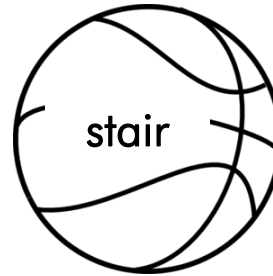

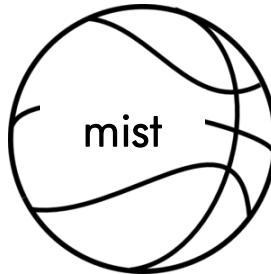
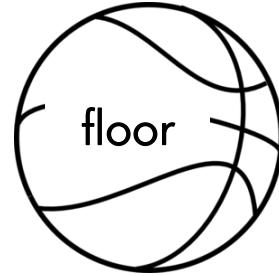
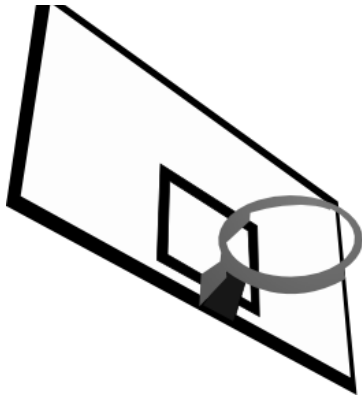
4. _____

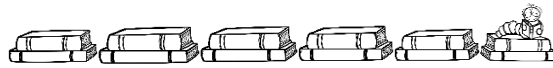
8. _____



Play Ball

Help the basketball player choose the right balls for his game. Color orange the basketballs that have the same vowel sound as . Choose one of the words to write on the blank at the bottom of the page.





Different Nouns

A **noun** is a person, place, thing or idea. A **proper noun** names a *specific* person, place, thing or idea. Since they are names, proper nouns are always capitalized.



Carol



Calvary

A **common noun** is a *general* person, place, thing or idea. Since they are not names, common nouns are only capitalized if they begin a sentence.



girl



church

Are the following nouns common or proper? Write **C** on the lines beside the common nouns and write **P** on the lines beside the proper nouns:

1. cereal _____

6. James _____

2. planet _____

7. Mars _____

3. Mexico _____

8. friend _____

4. chair _____

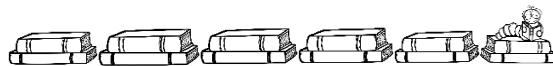
9. school _____

5. Reno _____

10. zoo _____

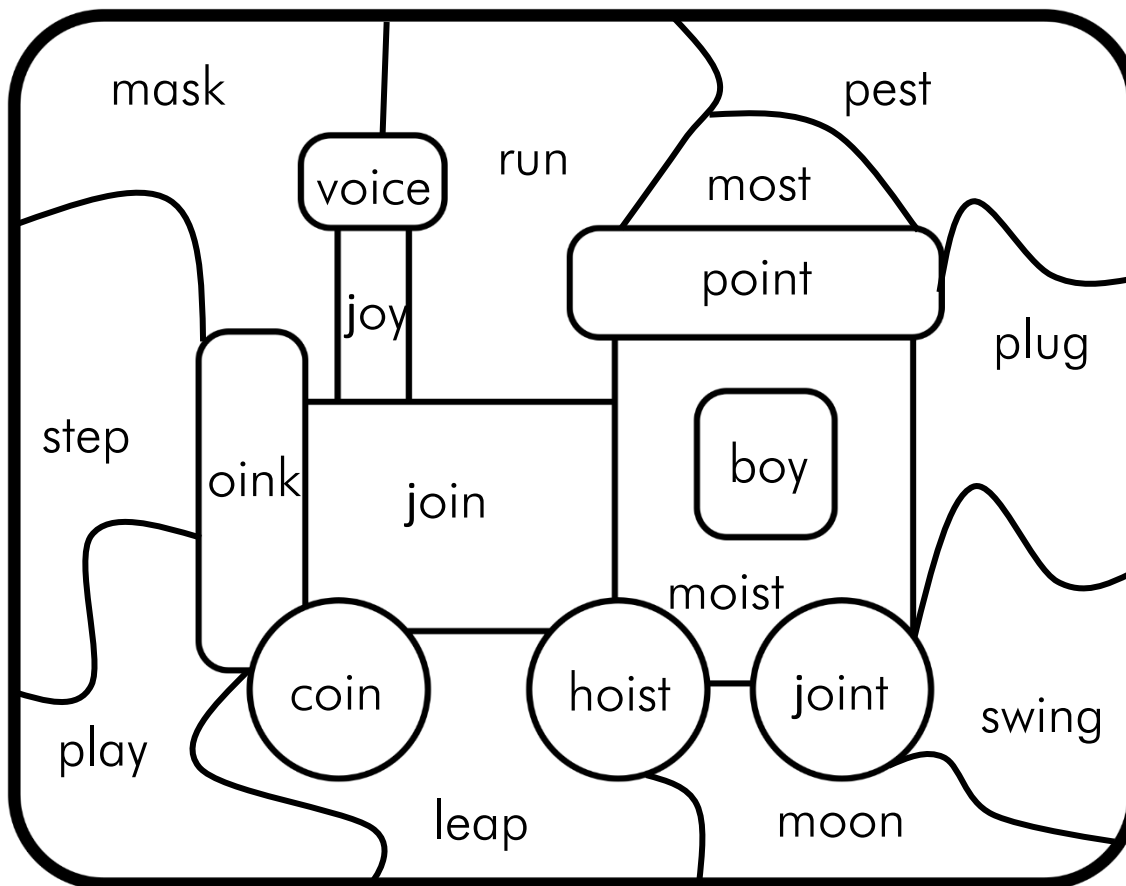
Write 3 common nouns:

Write 3 proper nouns:



Oy!

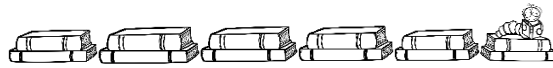
Find the hidden toy! Color red all of the spaces with words that have the same vowel sound as "toy." Color the rest of the words brown.



Write your name, phone number, and address:


Name: _____ Phone: _____

Address: _____



Crossword – Ow sound

Fill in the correct word from the word box to complete the crossword puzzle.



Word box:
clouds ouch
house owl
howl pounce
mouse proud


Across

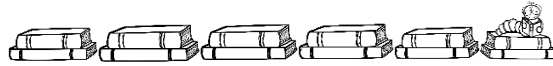
- 1. The ____ was hooting in the trees.
- 4. The ____ ate all of the cheese.
- 5. Our dog will sometimes ____ at the door.
- 6. Some cats love to _____.

Down

- 1. When I fell off my bike, I screamed, "_____!"
- 2. Our _____ is the smallest on our street.
- 3. The sky was full of _____.
- 6. I am _____ when I work hard.

Circle the common nouns and underline the proper nouns:





Aw sound

Use the words from the box to fill in the blanks. Then draw a picture of one of the sentences or draw your own "aw" scene.

saw paw cause draw pause flaw

My dog licked his _____.


I love to _____ pictures.

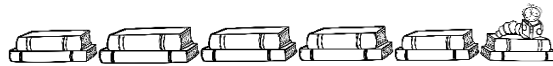
We had to _____ the movie.

My biggest _____ is a lack of
patience.

I _____ a deer in the backyard.

She's raising money for a good
_____.





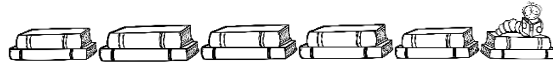
AL words

Use the words from the box to fill in the blanks. Then find them in the word search. Finally, write 3 words that rhyme with the words from the box.

fall walked hall call all tall

I heard my mom _____ for me so I
_____ down the _____. I
tripped over a toy and had quite the
_____. I needed a bandage for my
knee. Thankfully, I am _____
because they were on the top shelf.
As my little sister would say, the
bandage made it _____ better.

F A T A L L C T L
A C N Q D Z A R A
L R G I F T L Y L
L H A L L A L P L
B W A L K E D Z X



Nouns

Circle the common nouns and underline the proper nouns. Then write five common nouns and five proper nouns in the blanks at the bottom.

1. Jessica and Andrew went to Matthew's house.
2. The boys all ran around Northgate Mall.
3. The girls played with the ball at Griffith Park.
4. Maya loved to dress up her doll.
5. Kate had some cake.
6. The book belonged to Jack.
7. Henry was Central Zoo's biggest tortoise.
8. There was a loud noise in the backyard.

Common nouns:

1. _____

2. _____

3. _____

4. _____

5. _____

Proper nouns:

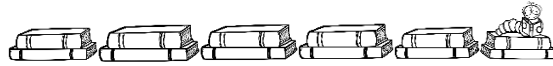
1. _____

2. _____

3. _____

4. _____

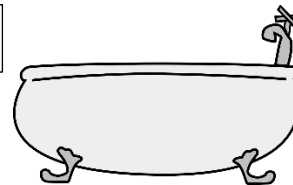

5. _____

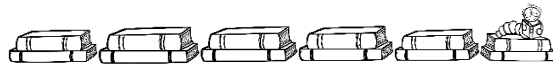


Story Order

Read the story below. Then put the pictures in the order they happened in the story by numbering the boxes. Finally, underline the 5 words in the story that have the long a sound.

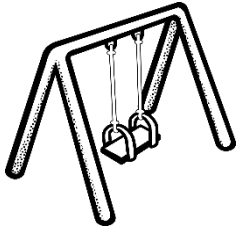
During the week, I do a lot of the same things. I wake up in the morning and make my bed. I have breakfast and then start my school work. I'm usually done by lunch time. After lunch, I love to ride my bike. It's good exercise and a lot of fun. I also like to build things and try to figure out how things work. At the end of a long day, I love to relax in the bathtub. What does your daily schedule look like?




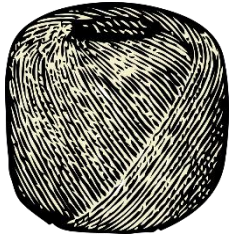


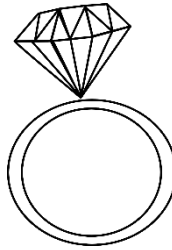
Ing words


Each of the pictures represents a word that ends in **ing**. Write the word beside the picture it represents. Then write four sentences using ing words.

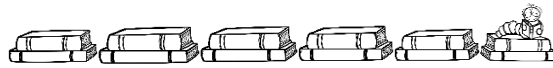












Ink sound

Fill in the blank with the “ink” word from the box that best fits the description.

think rink ink drink brink stink sink
pink wink blink mink

What a skunk has _____

When I close my eyes fast _____

What’s inside a pen _____

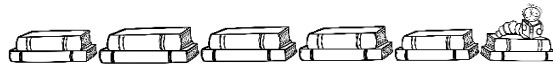
What I do with my brain _____

What I do with milk _____

Put these sentences in the correct order.

going park She brother. with to her the is

coming excited! and cousin I’m is so My



Ank sound

Fill in the missing “ank” words below.

bank thank drank sank crank stank plank rank

After the skunk sprayed, the air _____.

I _____ some milk.

My heart _____ when I heard the news.

I always say please and _____ you.

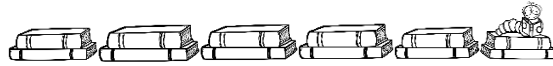
The deck had a loose _____ of wood.

We got some money at the _____.

When I _____ my favorite colors, red is number 1.

The old fashioned ice cream maker had a hand _____.

Write a sentence using **smug** or **envious**. Examples: *She thought she was the best swimmer ever and was so **smug** about it. She was **envious** of how well the other girls could swim.*



Noun Review

Underline the nouns in each sentence.

The girls played with their dolls in the playroom.

The boys kicked the ball in the backyard.

Samuel read a book in his bed.

The phone rang and woke up Jan.

Write **P** for proper or **C** for common in the blank beside each noun.

book _____ James _____

Chicago _____ sock _____

Jupiter _____ love _____

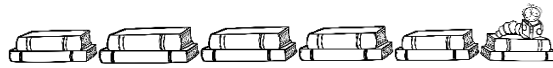
Write the plural of each word in the blank beside it.

finger _____ cup _____

lamp _____ picture _____

flower _____ friend _____

Write a sentence using **amble** or **hastily**. Examples: *He **ambled** down the street whistling a tune. He **hastily** ate breakfast and spilled his juice.*




Ang sound

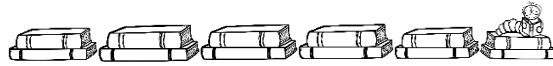
Fill in the blanks with the “ang” word that best fits. Then put the pictures in the order of the story by numbering the boxes.

sang rang bang hang

The phone _____ and woke me up. It was my Aunt Cathy. She _____ Happy Birthday to me. I sat straight up in bed and tried not to _____ my head on the wall. I told my aunt, “Don’t _____ up, but my birthday is next week!” We had a good laugh.

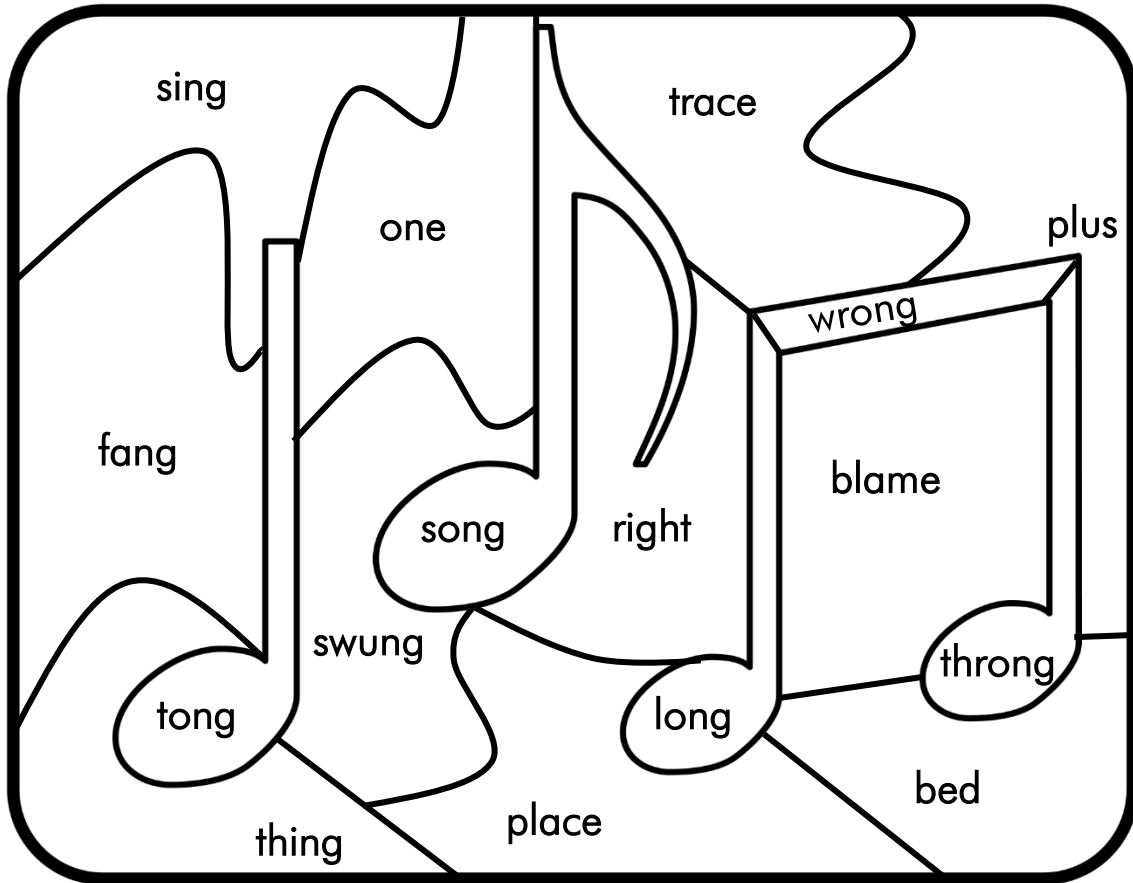


Write a sentence using **indignant** or **scornfully**. Examples: *She was **indignant** that someone would step on her foot. She looked at the bread **scornfully** and said, “I would never eat that!”*

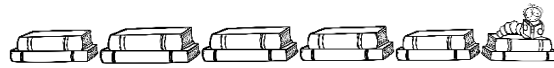


Ong sound

Color orange all of the words in the puzzle that rhyme with "song." Color the rest of the words blue.



Write a sentence using **anxious** or **feeble**. Examples: *The big storm made him **anxious**. He has been sick for so long he has become **feeble**.*

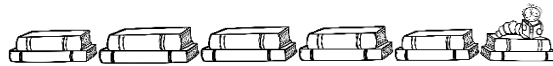


Ung sound

Fill in the “ung” words that best fit the blanks below. Then write 3 more sentences about what the girl does at home.

sung rung hung swung flung

A girl _____ from the monkey bars at the playground. As she _____ there, she thought of the song they had _____ in choir about a monkey swinging through the trees. When she climbed down the ladder, her shoe got stuck on a _____. “Maybe I wouldn’t make a very good monkey,” she thought as she _____ herself down.

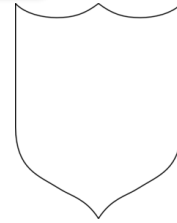


Dge sound

Fill in the “dge” words that best fit the blanks below. One is a proper noun! If you want to, you can color the pictures that correspond to the sentences.

Pledge edge badge fudge lodge

I earned a _____ in my
scout program.



I love to make peppermint
_____ with my mom.




We stayed at the _____
when we went on vacation.



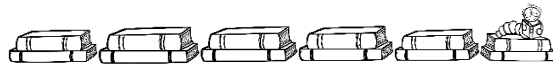
I saw a rainbow at the
_____ of the clouds.




We said the _____ of
Allegiance.




Write a sentence about anything you want. Remember how to start and finish it.




Word Scramble

Unscramble the letters to make words that end with the same ending as .
Then match the unscrambled words to the pictures.


tfyif



ydnca




npoy



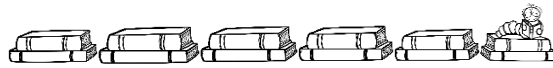
byab

50

yenmo



Write a sentence about anything you want. Remember how to start and finish it.




Le ending

Fill in the "le" words that best fit the blanks below. Use the pictures if you need help figuring out the word. You can color the pictures if you want to.


We lit a _____ when the
power went out.




My favorite snack is an
_____ with peanut butter.



My baby brother loves to
drink his _____.



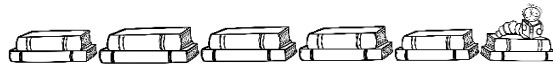
My pet _____ is named
Myrtle.



We eat at the dining room
_____.



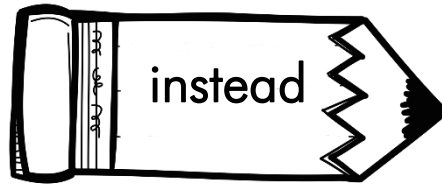




Write a question. What does it need to end with?



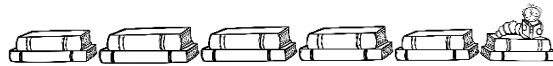
Ea words

All of the pencils have "ea" words on them, but they have different sounds! Color red the words that have the same vowel sound as red. Color gray the words that have the same vowel sound as gray.



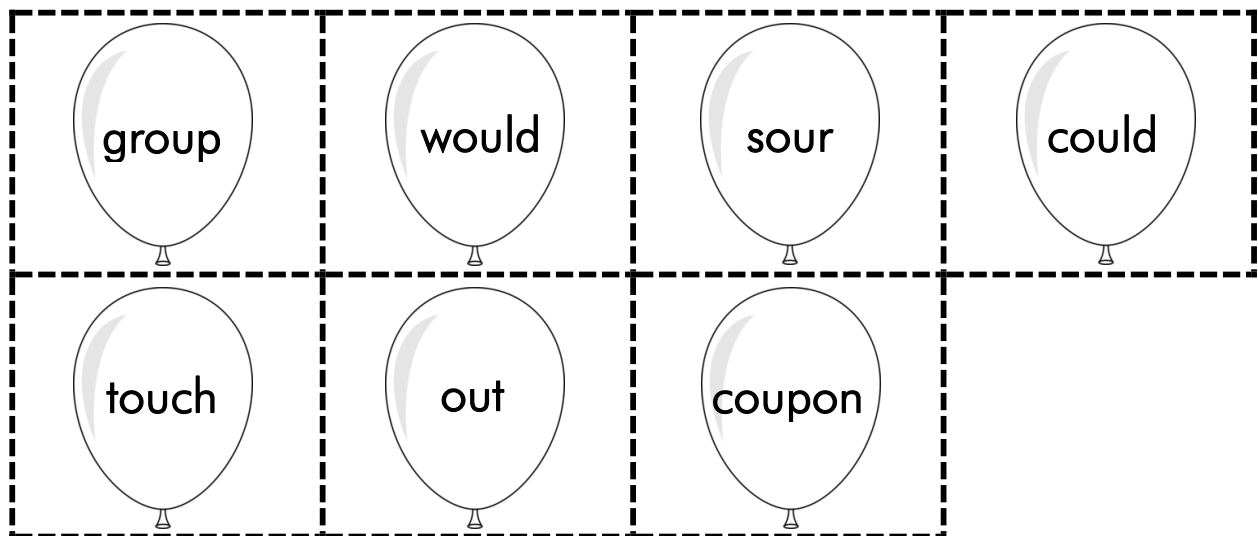
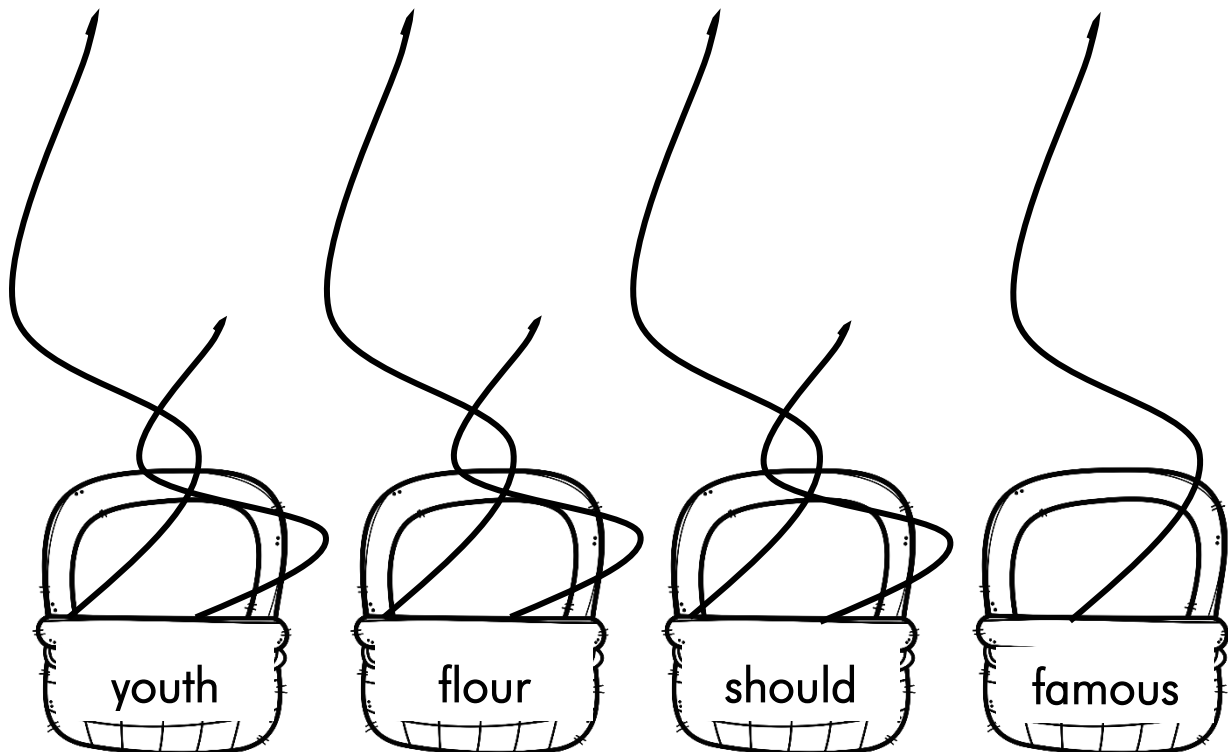
How many red pencils are there? _____

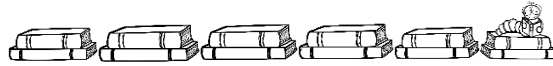
How many gray pencils are there? _____



Ou words

Each basket has a word on it. Cut and paste the balloons with the same vowel sound onto the strings coming out of that basket.





Plural Review

Fill in the plural of each word in the blank beside the word. For many nouns, you simply add an "s" to make it plural. Here are some reminders about the exceptions:

For nouns that end in ch, sh, x, o, or ss, add "es."

For some nouns ending in f or fe, change those endings to "ves."

For nouns that end in a consonant followed by a y, change the y to "ies."

For some nouns that have oo, change oo to "ee."

Many other irregular nouns don't follow any rule: children, deer, men, etc.

foot _____

toy _____

itch _____

elf _____

baby _____

woman _____

fox _____

ball _____

hero _____

deer _____

kiss _____

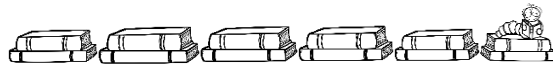
hug _____

goose _____

knife _____

candy _____


box _____



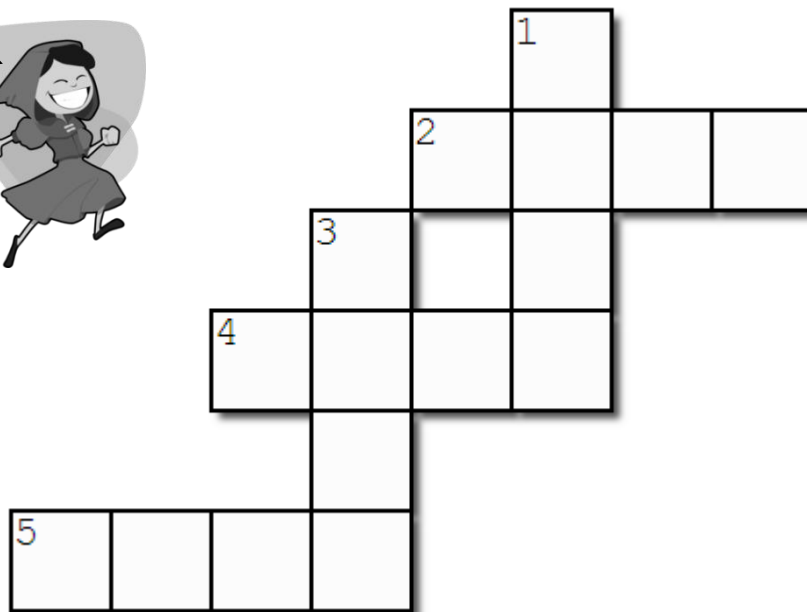

Oo Crossword

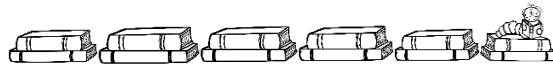
Use the pictures to fill in the crossword puzzle. All of the words have "oo" in them.

Across:



Down:






Writing

Copy this sentence: *He stopped and into his yellow eyes crept a look of suspicion.*

Fill in the blanks with either "gh" or "ph" to make the missing "f" sound. Match the words to the pictures.

___one




___oto



ele___ant

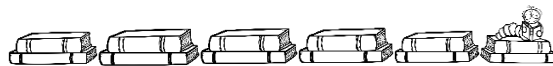


lau___



rou___




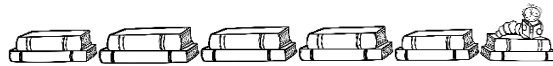


Writing

Underline the silent letters in the words that contain them below. Then find those words in the picture. Finally, write them on the lines at the bottom.

two big knife dog comb sign wave man

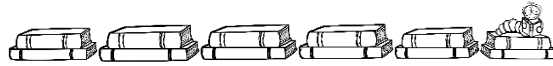




Action Verbs

Each line contains one action verb. Circle it.

1. paper snow sheet flying
2. watching note brother bag
3. green hair write cheek
4. cheer wagon lamp tissue
5. chair sit tooth shorts
6. noise loud shout ear
7. library book quiet read
8. giggle happy smiley mouth
9. couch kneel shirt floor
10. ice water shoes type



Verb Types

Every sentence has a subject (a person or a thing) and a verb. Circle the subject and underline the verb in each of the following sentences.

1. Rebecca painted a beautiful picture.
2. The ball rolled down the hill.
3. I dropped my book.
4. God's creation is magnificent.
5. Mr. Anderson teaches math.

The main verb in a sentence either shows action (**action verbs**) or a state of being (**linking verbs**). Write an A next to the action verbs and an L next to the linking verbs below.

yell _____

are _____

leap _____

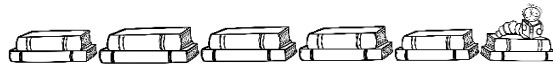
want _____

is _____

slept _____

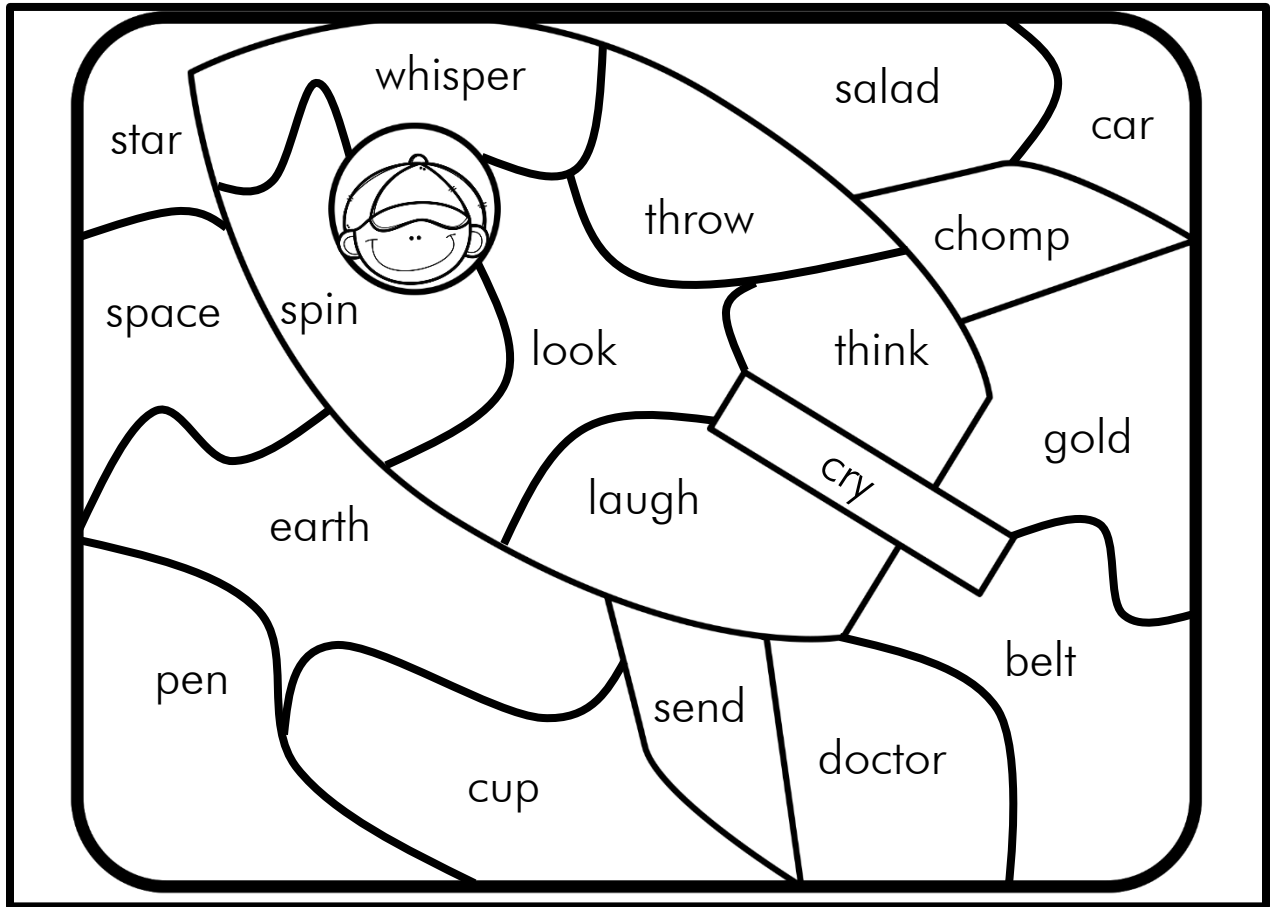
be _____

was _____

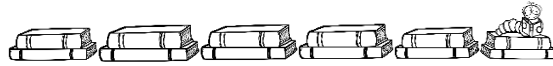


Find the Verbs

Uncover the hidden picture! If the word is a verb, color the space orange. If it is not a verb, color the space gray.




Can you think of 8 more verbs? Write them below. Do 4 of them!



Action Verbs

Remember that action verbs tell what someone or something does. They show action. Circle the action verbs in each of the sentences below.



Play verb charades! Cut or tear a scrap paper into 10 pieces. Write 10 verbs on the pieces. Put them into a bag and take turns with your family drawing a slip of paper and acting out the verb without talking. Try to guess each others' verbs!



To Be

The verb **to be** is a **linking verb** that shows a state of being. Use the chart to fill in the missing form of **to be** in each sentence.

Person	Past	Present	Future
I	was	am	will be
you, they, we	were	are	will be
he, she, it	was	is	will be

Uncle Bob _____ home but now he's not.

The ball _____ flat now since it hit a nail.

Tomorrow it _____ hot.

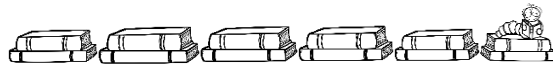
Yesterday it _____ cold.

I _____ going to the store later.

They _____ loud but now they _____ quiet.

It _____ a beautiful day, isn't it?

You _____ coming over later.



Linking Verbs

Circle the linking verbs in the sentences below. Some of them aren't in the "to be" form. One sentence has an action verb in it. Can you find it? Underline it.

My dad is an architect.



The mail will be delayed tomorrow.

The girls were tired after their soccer game.



The girl seems shy.

I went to the store yesterday.

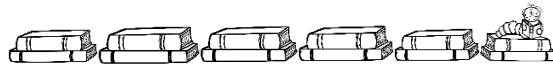


It was very windy today.

My dog looks hungry.



Your turn! Write two sentences with linking verbs. Circle your linking verbs.



Past Tense

Verbs in the **past tense** are showing that something already happened. To make most verbs past tense, you simply add “ed” to the end. There are some exceptions to this. Read the examples and then make the verbs past tense.

If a verb ends in e, simply add “d” instead of “ed” (bake = baked).

race _____ please _____

tame _____ fake _____

If a verb ends in a consonant followed by a y, change the y to an i and then add “ed.” If it ends in a vowel followed by a y, leave the y and add “ed.” This is similar to the plural rule for words ending in y (carry = carried, play = played).

hurry _____ obey _____

cry _____ stay _____

Make these verbs past tense.

place _____ jump _____

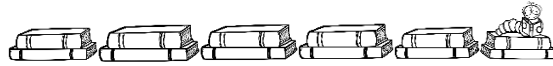
dry _____ wash _____

color _____ clean _____

enjoy _____ ask _____

like _____ try _____

guess _____ worry _____



Action Verbs

For each sentence, find the action verb and write it in the blank.

We went to the store early Friday morning. _____

We put the groceries into the shopping cart. _____

We waited at the checkout for a long time. _____

We finally paid the cashier for our groceries. _____

We loaded our car with all of the groceries. _____

We carefully drove home for a late lunch. _____

Which word is the action verb in each sentence?

I read the whole book.

- a. read
- b. book
- c. whole
- d. the

My dad grilled our burgers.

- a. dad
- b. my
- c. burgers
- d. grilled

She sat on the cold bench.

- a. cold
- b. bench
- c. sat
- d. on

We went to the beach.

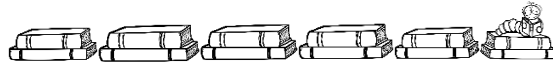
- a. beach
- b. went
- c. to
- d. we

The bag hung on the hook.

- a. hook
- b. bag
- c. hung
- d. on

The ice cracked in the glass.

- a. cracked
- b. ice
- c. in
- d. glass



Linking Verbs

For each sentence, find the linking verb and write it in the blank.

That girl seems nice and friendly to me. _____

All the kids who came look so happy. _____

She was so hungry she wanted seconds. _____

Harold is an award-winning sushi chef. _____

Her shoes are the muddiest I've ever seen. _____

My dad is thirsty and is asking for iced tea. _____

Which word is the linking verb in each sentence?

We were late for church.

- a. late
- b. we
- c. church
- d. were

My sister has been sick.

- a. My
- b. sister
- c. has been
- d. sick

The baby is hungry.

- a. the
- b. baby
- c. is
- d. hungry

We are going home.

- a. are
- b. home
- c. going
- d. we

His room was a mess.

- a. his
- b. was
- c. mess
- d. room

They will be here tomorrow.

- a. tomorrow
- b. here
- c. will be
- d. they



Verb Tense

The verb tense places a verb in time. The three main tenses are **past tense** (already happened), **present tense** (happening right now), and **future tense** (will happen later). Use the chart to help you fill in the right verb for each sentence. If you're having trouble, read the sentence out loud with each choice. The one that sounds right is probably the right one. Put a star next to the sentence in **present tense**.

Past	Present	Future
I baked cupcakes. I was baking cupcakes.	I bake cupcakes. I am baking cupcakes.	I will bake cupcakes. I will be baking cupcakes.
I had been baking cupcakes.	I have been baking cupcakes.	I am going to bake cupcakes.

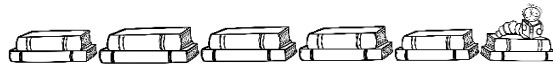
We _____ to church tomorrow.
(went/will go)

I _____ my bike yesterday.
(rode/ride)

My sister _____ right now.
(slept/is sleeping)

Yesterday, we _____ pancakes.
(eat/ate)

I _____ God forever.
(followed/will follow)



Verb Tense

Write the correct tense of the action verb to match the rest of the sentence.

(to dig) Yesterday, my dog _____ a hole.

(to sing) I _____ a solo next week.

(to write) I _____ a poem last night.

(to sleep) She _____ right now.

(to play) Later, we _____ outside.

(to cook) Whenever he _____, I eat well.

(to watch) We _____ the game now.

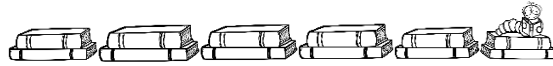
(to run) I _____ a race last week.

(to eat) I _____ too much earlier.

(to sit) Next time, I _____ beside you.

(to kick) Watch! She _____ the ball hard.

(to fly) That bird always _____ at night.



Writing

Copy any sentence from a book you are reading. What is the subject? What did the subject do (what is the predicate)? Make sure to start your sentence with a capital letter and end it with punctuation.

Subjects and Verbs

Circle the subject and underline the verbs in the sentences below.

After breakfast, Justin cleaned the table.

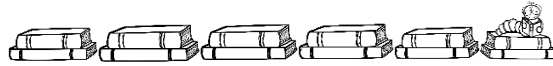
The shy little girl hugged her mom's leg.

The hyper puppy dropped his ball at my feet.

The food was piping hot.

Sandra forgot her flute for band rehearsal.

William ran the ball up the field.



Predicates

The complete **predicate** is anything that isn't the subject – it tells what the subject of the sentence does. Underline the complete predicate in each sentence below.

Riley swept the kitchen.

Andrew rode his bike.

Olivia threw the ball.

The surfer caught the big wave.

The phone rang loudly.

The pig rolled in the mud.

The rainbow appeared over the clouds.

The dishwasher cleaned the dishes.

My mom went to the store.



Spelling

Copy each of the words onto the line beside it. Be sure to spell each word correctly!

bright _____

pull _____

eat _____

push _____

far _____

right _____

fight _____

seen _____

flight _____

sight _____

lost _____

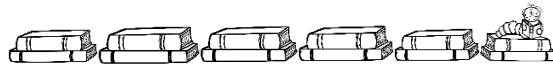
strength _____

might _____

tight _____

pole _____

wire _____



Ordering Directions

Put these directions for making a snowman in order using the words in the box.

first second third then finally

_____ Stack the three balls
largest to smallest.

_____ Make the next ball
slightly smaller.

_____ Roll a large ball for the
base of your snowman.

_____ Add eyes, nose,
mouth, and arms.

_____ Make the last ball
the smallest of all.



Put these directions for making scrambled eggs in order using the words in the box.

first second third fourth fifth then finally

_____ Whisk the cracked eggs
and milk in the bowl.


_____ Cook over medium
heat until done.

_____ Serve with toast and
enjoy!

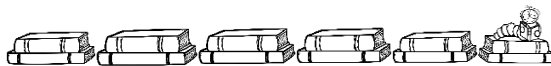
_____ Crack the eggs into
the bowl.

_____ Pour a splash of milk
into the bowl of eggs.

_____ Pour the whisked
eggs into the pan.



_____ Gather the eggs, whisk,
milk, bowl, and pan.



Spelling

Copy each of the words onto the line beside it. Be sure to spell each word correctly!

answer _____

model _____

classify _____

paragraph _____

cough _____

rough _____

dough _____

store _____

enough _____

though _____

glyph _____

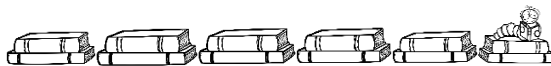
tough _____

graph _____

triumph _____

laugh _____

wide _____



Spelling

Copy each of the words onto the line beside it. Be sure to spell each word correctly!

addition _____ glass _____

confusion _____ key _____

direction _____ location _____

division _____ recreation _____

education _____ sensible _____

explosion _____ subtraction _____

fiction _____ support _____

fig _____ vacation _____



Subject Pronouns

Use the chart below to fill in the missing subject pronouns from the sentences.
(You probably don't even need the chart, but it's there if you do!)

Person	Singular	Plural
1 st (speaking)	I	we
2 nd (spoken to)	you	you
3 rd (spoken about)	he/she/it	they

(Meg, Jill, and I) _____ played ball together.

(Your dad) _____ works hard at his job.

([Speaking to] Tom) _____ are being too loud.

(The dog and cat) _____ chased each other.

(Philadelphia) _____ is a city rich in history.

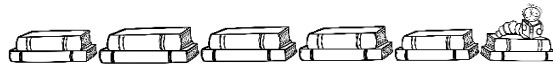
(You and I) _____ are on the same team.

(Jack and Tom) _____ are on the other team.

(My Aunt Sally) _____ is a nurse.

(The apple) _____ was sweet.

(My brother) _____ likes sweet apples.



Object Pronouns

Use the chart below to fill in the missing object pronouns from the sentences.
(You probably don't even need the chart, but it's there if you do!)

Person	Singular	Plural
1 st (speaking)	me	us
2 nd (spoken to)	you	you
3 rd (spoken about)	him/her/it	them

Brian wanted to play with _____ . (Meg, Jill, and me)

You must really love _____ . (Your dad)

I am talking to _____ . ([Speaking to] Tom)

I tried to keep up with _____ . (The dog and cat)

Last year, we visited _____ . (Philadelphia)

The coach seems to like _____ . (You and I)

I hope we don't lose to _____ . (Jack and Tom)

The other nurses really like _____ . (My Aunt Sally)

The orange wasn't sweet like _____ . (The apple)

Apples taste better to _____ . (My brother)



Subject and Object Pronouns

Is the missing pronoun a subject or an object pronoun? Write the correct form of the pronoun in the blank.

I wanted to play with _____ but she was busy.
she/her

You must really love your dad. _____ works hard.
He/Him

I tried to keep up with _____, but they kept running.
they/them

You and I will have fun if the coach puts _____ in.
we/us

Jack and Tom are good. _____ will be hard to beat.
They/Them

My Aunt Sally is kind, so the other nurses like _____.
she/her

My Aunt Sally thinks _____ are kind too.
they/them

My mom went to the store. _____ forgot her list.
She/Her