



End-of-the-Year Test - Grade 3

This test is quite long, so I do not recommend having your child/student do it in one sitting. Break it into parts and administer them either on consecutive days, or perhaps on morning/evening/morning. This is to be used as a diagnostic test. You may even skip those areas that you already know for sure your student has mastered.

The test does not cover every single concept that is covered in the *Math Mammoth Grade 3 Complete Curriculum*, but all the major concepts and ideas are tested here. This test is evaluating the child's ability in the following content areas:

- multiplication tables and basic division facts
- mental addition and subtraction
- regrouping in addition and subtraction
- basic word problems
- multiplication and related concepts
- clock to the minute and elapsed time calculations
- basic money calculations (finding totals and change)
- place value and rounding with four-digit numbers
- quadrilaterals, perimeter, and area
- division and related concepts (remainder, word problems)
- measuring lines in inches and centimeters
- basic usage of measuring units
- the concept of a fraction and mixed number, equivalent fractions, and comparing fractions

Note 1: problems #2 and #3 are done orally and timed. Let the student see the problems. Read each problem aloud, and wait a maximum of 5-6 seconds for an answer. Mark the problem as right or wrong according to the student's (oral) answer. Mark it wrong if there is no answer. Then you can move on to the next problem.

You do not have to mention to the student that the problems are timed or that he/she will have 5-6 seconds per answer, because the idea here is not to create extra pressure by the fact it is timed, but simply to check if the student has the facts memorized (quick recall). You can say for example (vary as needed):

"I will ask you some multiplication and division questions. Try to answer me as quickly as possible. In each question, I will only wait a little while for you to answer, and if you do not say anything, I will move on to the next problem. So just try your best to answer the questions as quickly as you can."

In order to continue with the Math Mammoth Grade 4 Complete Curriculum, I recommend that the child gain a minimum score of 80% on this test, and that the teacher or parent review with him any content areas that are found weak. Children scoring between 70 and 80% may also continue with grade 4, depending on the types of errors (careless errors or not remembering something, vs. lack of understanding). The most important content areas to master are the multiplication tables and the word problems, because of the level of logical reasoning needed in them. Use your judgment.

Instructions to the student: Answer each question in the space provided.

Instructions to the teacher: My suggestion for grading is below. The total is 207 points. A score of 166 points is 80%.

Grading on question 1 (the multiplication tables grid): There are 169 empty squares to fill in the table, and the completed table is worth 17 points. Count how many of the answers the student gets right, divide that by 10, and round to the nearest whole point. For example: a student gets 24 right. $24/10 = 2.4$, which rounded becomes 2 points. Or, a student gets 85 right. $85/10 = 8.5$, which rounds to 9 points.

Question	Max. points	Student score
Multiplication Tables and Basic Division Facts		
1	17 points	
2	16 points	
3	16 points	
<i>subtotal</i>		/ 49
Addition and Subtraction, Including Word Problems		
4	6 points	
5	6 points	
6	4 points	
7	4 points	
8	4 points	
9	3 points	
10	3 points	
11	4 points	
<i>subtotal</i>		/ 34
Multiplication and Related Concepts		
12	1 point	
13	1 point	
14	3 points	
15	3 points	
16	1 point	
17	2 points	
18	1 point	
<i>subtotal</i>		/ 12
Time		
19	8 points	
20	3 points	
<i>subtotal</i>		/ 11

Question	Max. points	Student score
Graphs		
21a	1 point	
21b	1 point	
21c	1 point	
21d	2 points	
<i>subtotal</i>		/ 5
Money		
22a	1 point	
22b	2 points	
22c	2 points	
23	2 points	
24	3 points	
<i>subtotal</i>		/ 10
Place Value and Rounding		
25	2 points	
26	5 points	
27	4 points	
28	2 points	
29	8 points	
<i>subtotal</i>		/ 21
Geometry		
30	5 points	
31	2 points	
32	4 points	
33	2 points	
34	2 points	
35	3 points	
<i>subtotal</i>		/ 18

Question	Max. points	Student score
Measuring		
36	2 points	
37	2 points	
38	2 points	
39	6 points	
<i>subtotal</i>		/ 12
Division and Related Concepts		
40	2 points	
41	6 points	
42	3 points	
43	2 points	
44	2 points	
<i>subtotal</i>		/ 15
Fractions		
45	6 points	
46	3 points	
47	2 points	
48	3 points	
49	4 points	
50	2 points	
<i>subtotal</i>		/ 20
TOTAL		/ 207

End-of-the-Year Test Grade 3

Multiplication Tables and Basic Division Facts

1. Your first problem will be to fill in the complete multiplication table.
You have 12 minutes to fill it in completely.

×	0	1	2	3	4	5	6	7	8	9	10	11	12
0													
1													
2													
3													
4													
5													
6													
7													
8													
9													
10													
11													
12													

In problems 2 and 3, your teacher will read you multiplication and division questions. Try to answer them as quickly as possible. In each question, he/she will only wait a little while for you to answer, and if you do not say anything, your teacher will move on to the next problem. So just try your best to answer the questions as quickly as you can.

2. Multiply.

a.	b.	c.	d.
$2 \times 7 = \underline{\quad}$	$7 \times 4 = \underline{\quad}$	$3 \times 3 = \underline{\quad}$	$7 \times 8 = \underline{\quad}$
$8 \times 3 = \underline{\quad}$	$5 \times 8 = \underline{\quad}$	$4 \times 4 = \underline{\quad}$	$6 \times 5 = \underline{\quad}$
$5 \times 5 = \underline{\quad}$	$3 \times 9 = \underline{\quad}$	$7 \times 7 = \underline{\quad}$	$8 \times 6 = \underline{\quad}$
$9 \times 4 = \underline{\quad}$	$5 \times 7 = \underline{\quad}$	$4 \times 8 = \underline{\quad}$	$6 \times 9 = \underline{\quad}$

3. Divide.

a.	b.	c.	d.
$21 \div 3 = \underline{\quad}$	$32 \div 4 = \underline{\quad}$	$45 \div 5 = \underline{\quad}$	$50 \div 5 = \underline{\quad}$
$35 \div 7 = \underline{\quad}$	$40 \div 8 = \underline{\quad}$	$28 \div 4 = \underline{\quad}$	$72 \div 9 = \underline{\quad}$
$48 \div 6 = \underline{\quad}$	$66 \div 6 = \underline{\quad}$	$36 \div 9 = \underline{\quad}$	$18 \div 6 = \underline{\quad}$
$49 \div 7 = \underline{\quad}$	$56 \div 8 = \underline{\quad}$	$63 \div 7 = \underline{\quad}$	$27 \div 9 = \underline{\quad}$

Addition and Subtraction, including Word Problems

4. Add in your head and write the answers.

a. $240 + 70 =$ _____ $99 + 50 =$ _____	b. $540 + 80 =$ _____ $335 + 9 =$ _____	c. $59 + 89 =$ _____ $46 + 34 =$ _____
---	---	--

5. Subtract in your head and write the answers.

a. $100 - 67 =$ _____ $73 - 68 =$ _____	b. $651 - 8 =$ _____ $54 - 9 =$ _____	c. $52 - 37 =$ _____ $400 - 22 =$ _____
---	---	---

6. Subtract and check your answers using the grid.

a. $\begin{array}{r} 962 \\ - 383 \\ \hline \end{array}$ <div style="display: inline-block; vertical-align: middle; margin-left: 20px;"> <table border="1" style="border-collapse: collapse; text-align: center;"> <tr><td style="width: 30px; height: 30px;"></td><td style="width: 30px; height: 30px;"></td><td style="width: 30px; height: 30px;"></td></tr> <tr><td style="width: 30px; height: 30px;"></td><td style="width: 30px; height: 30px;"></td><td style="width: 30px; height: 30px;"></td></tr> <tr><td style="width: 30px; height: 30px;"></td><td style="width: 30px; height: 30px;"></td><td style="width: 30px; height: 30px;"></td></tr> </table> </div>										b. $\begin{array}{r} 7002 \\ - 4526 \\ \hline \end{array}$ <div style="display: inline-block; vertical-align: middle; margin-left: 20px;"> <table border="1" style="border-collapse: collapse; text-align: center;"> <tr><td style="width: 30px; height: 30px;"></td><td style="width: 30px; height: 30px;"></td><td style="width: 30px; height: 30px;"></td><td style="width: 30px; height: 30px;"></td></tr> <tr><td style="width: 30px; height: 30px;"></td><td style="width: 30px; height: 30px;"></td><td style="width: 30px; height: 30px;"></td><td style="width: 30px; height: 30px;"></td></tr> <tr><td style="width: 30px; height: 30px;"></td><td style="width: 30px; height: 30px;"></td><td style="width: 30px; height: 30px;"></td><td style="width: 30px; height: 30px;"></td></tr> </table> </div>												

7. Solve.

a. $82 + 5,539 + 1,254 + 278$ <div style="display: flex; align-items: center;"> <div style="margin-right: 10px;">+</div> <table border="1" style="border-collapse: collapse; text-align: center;"> <tr><td style="width: 30px; height: 30px;"></td><td style="width: 30px; height: 30px;"></td><td style="width: 30px; height: 30px;"></td><td style="width: 30px; height: 30px;"></td></tr> <tr><td style="width: 30px; height: 30px;"></td><td style="width: 30px; height: 30px;"></td><td style="width: 30px; height: 30px;"></td><td style="width: 30px; height: 30px;"></td></tr> <tr><td style="width: 30px; height: 30px;"></td><td style="width: 30px; height: 30px;"></td><td style="width: 30px; height: 30px;"></td><td style="width: 30px; height: 30px;"></td></tr> <tr><td style="width: 30px; height: 30px;"></td><td style="width: 30px; height: 30px;"></td><td style="width: 30px; height: 30px;"></td><td style="width: 30px; height: 30px;"></td></tr> <tr><td style="width: 30px; height: 30px;"></td><td style="width: 30px; height: 30px;"></td><td style="width: 30px; height: 30px;"></td><td style="width: 30px; height: 30px;"></td></tr> </table> </div>																					b. $535 - (430 - 173)$ <div style="display: flex; justify-content: space-around; align-items: center;"> <table border="1" style="border-collapse: collapse; text-align: center;"> <tr><td style="width: 30px; height: 30px;"></td><td style="width: 30px; height: 30px;"></td><td style="width: 30px; height: 30px;"></td></tr> <tr><td style="width: 30px; height: 30px;"></td><td style="width: 30px; height: 30px;"></td><td style="width: 30px; height: 30px;"></td></tr> <tr><td style="width: 30px; height: 30px;"></td><td style="width: 30px; height: 30px;"></td><td style="width: 30px; height: 30px;"></td></tr> </table> <table border="1" style="border-collapse: collapse; text-align: center;"> <tr><td style="width: 30px; height: 30px;"></td><td style="width: 30px; height: 30px;"></td><td style="width: 30px; height: 30px;"></td></tr> <tr><td style="width: 30px; height: 30px;"></td><td style="width: 30px; height: 30px;"></td><td style="width: 30px; height: 30px;"></td></tr> <tr><td style="width: 30px; height: 30px;"></td><td style="width: 30px; height: 30px;"></td><td style="width: 30px; height: 30px;"></td></tr> </table> </div>																		

8. Solve what number goes in place of the triangle.

a. $414 + \triangle = 708$

 is _____

<hr/>		

b. $\triangle - 339 = 485$

 is _____

<hr/>		

Solve.

9. Jason bought a \$185 camera and a \$32 camera bag.
What was his change from \$300?

<hr/>		

<hr/>		

10. A family is driving 300 miles from their hometown to Grandma's place.
10 miles before the half-way point they stopped to have lunch.
How many miles do they still have to go?

11. A store received 100 boxes, which each had 8 light bulbs.

a. How many light bulbs did the store receive?

b. After selling 8 boxes, how many bulbs are left?

<hr/>		

Multiplication and Related Concepts

12. Draw a picture to illustrate the multiplication $3 \times 4 = 12$.

13. Solve: $5 \times 25 =$ _____

14. Solve.

a. $24 + 8 \times 3$

b. $2 + (5 + 4) \times 2$

c. $66 - 5 \times 5$

15. Write a multiplication sentence (NOT just the answer) to solve how many legs these animals have in total.

a. seven horses _____

b. five ducks _____

c. eight horses and six ducks _____





16. Each table in a restaurant seats four people. How many tables do you need to reserve for a party of 31 people?

17. A cafeteria menu had spaghetti with meatballs for \$8 and bean soup for \$6. How much would it cost to buy three plates of spaghetti with meatballs and three bowls of bean soup?

18. Anna is bagging hair clips she made. She will put four hair clips in each bag. She has 28 hair clips to bag. How many bags will she need?

Time

19. Write the time the clock shows, and the time 10 minutes later.

	 <p>a. _____ : _____ _____</p>	 <p>b. _____ : _____ _____</p>	 <p>c. _____ : _____ _____</p>	 <p>d. _____ : _____ _____</p>
10 min. later	_____ : _____	_____ : _____	_____ : _____	_____ : _____

20. a. The TV show starts at 6:25 PM and ends at 7:10 PM.

How long is it?

b. Mr. Jackson's plane takes off at 9:30 AM. If the flight lasts for 6 hours 20 minutes, when will the plane land?

c. The baseball game was going to be on May 21, but it was postponed (made later) by one week. What was the new date for the game?

Graphs

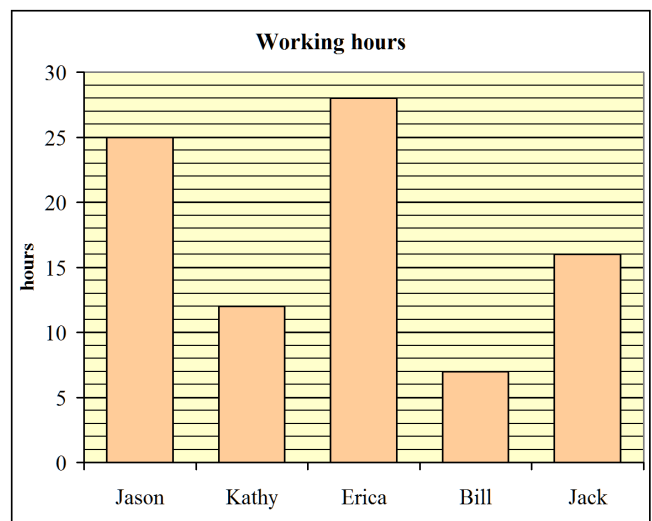
21. The graph shows some people's working hours on Uncle Ted's apple farm.

a. How many hours did Erica work?

b. How many hours did Kathy work?

c. How many more hours did Jason work than Jack?

d. How many hours did the three boys work in total?



Money

22. Find the total cost of buying the items listed. Line up the numbers carefully when you add.



\$6.60



\$8.95



\$1.25



\$16.59

a. a calculator and a bag

b. two pens and a book

c. three pens and a calculator

23. Find the change.

a. A book costs \$7.10.
You give \$10.

Change: \$_____

b. A basket costs \$4.45.
You give \$5.

Change: \$_____

24. A pencil case costs \$2.35. If Mark buys four of them with his \$10, what will his change be?

Place Value and Rounding

25. Fill in the missing part.

a. $2,000 + 60 + \underline{\hspace{2cm}} = 2,760$	b. $700 + 20 + \underline{\hspace{2cm}} + 9 = 2,729$
--	--

26. Compare and write $<$, $>$, or $=$.

a. $6,034 \square 3,064$	b. $5,156 \square 5,516$	c. $9,079 \square 9,097$
d. $6,000 + 3 + 40 \square 400 + 60 + 3,000$	e. $900 + 7,000 \square 90 + 7,000 + 2$	

27. Add and subtract.

a. $5,400 + 300 = \underline{\hspace{2cm}}$ $7,800 + 800 = \underline{\hspace{2cm}}$	b. $2,900 - 1,700 = \underline{\hspace{2cm}}$ $8,100 - 300 = \underline{\hspace{2cm}}$
---	---

28. Round the numbers to the nearest TEN.

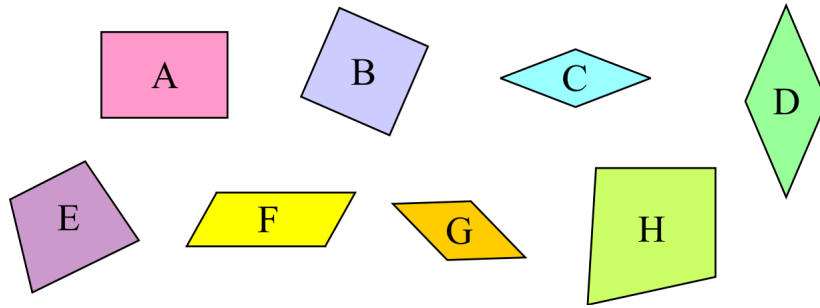
a. $743 \approx \underline{\hspace{2cm}}$	b. $987 \approx \underline{\hspace{2cm}}$	c. $251 \approx \underline{\hspace{2cm}}$	d. $665 \approx \underline{\hspace{2cm}}$
---	---	---	---

29. Estimate these calculations by rounding the numbers to the nearest hundred. Also, calculate the exact answer.

<p>a. Round the numbers, then add:</p> $\begin{array}{r} 3,782 \\ \downarrow \\ + \\ \hline \end{array} + \begin{array}{r} 2,255 \\ \downarrow \\ + \\ \hline \end{array} = \underline{\hspace{2cm}}$	<p>Calculate exactly:</p> $\begin{array}{r} 3782 \\ + 2255 \\ \hline \end{array}$
<p>b. Round the numbers, then subtract:</p> $\begin{array}{r} 8,149 \\ \downarrow \\ - \\ \hline \end{array} - \begin{array}{r} 888 \\ \downarrow \\ - \\ \hline \end{array} = \underline{\hspace{2cm}}$	<p>Calculate exactly:</p> $\begin{array}{r} 8149 \\ - 888 \\ \hline \end{array}$

Geometry

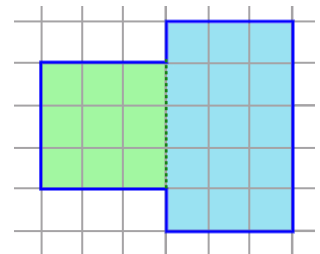
30. Name any special quadrilaterals.



31. Find the perimeter and area of this shape.

Perimeter: _____

Area : _____

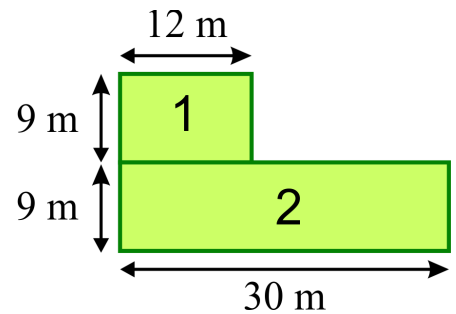


32. The picture shows a two-part lawn.

a. Find the areas of part 1 and part 2.

_____ and _____

b. Find the perimeter of the whole lawn.




33. The perimeter of a rectangle measures 26 in. Find the other side length, if one side measures 4 in.

34. Draw in the grid below:

a. a rectangle with an area of 15 square units

b. a rectangle with a perimeter of 10 units.



35. Write a number sentence for the total area, thinking of one rectangle or two.

$\underline{\quad} \times (\underline{\quad} + \underline{\quad}) = \underline{\quad} \times \underline{\quad} + \underline{\quad} \times \underline{\quad} = \underline{\quad}$ <p style="text-align: center;"> area of the whole rectangle area of the first part area of the second part </p>	
---	--

Measuring

36. Draw lines:

a. 6 1/4 inch long

b. 7 cm 5 mm long

37. Write in order from smallest to biggest unit: cm km m mm

38. Name two different units that you can use to measure a small amount of water in a drinking glass.

39. Fill in the blanks with units of measure. Sometimes several different units are possible.

a. The mountain is 20,000 _____ high.

b. The pencil is 14 _____ long.

c. Jeremy bought 5 _____ of potatoes.


d. The large glass holds 3 _____ of liquid.

e. The teacher weighs 68 _____ .

f. The room was 20 _____ wide.

Division and Related Concepts

40. Write two multiplications and two divisions for the same picture.



_____ × _____ = _____

_____ ÷ _____ = _____

_____ × _____ = _____

_____ ÷ _____ = _____

41. Divide, but CROSS OUT all the problems that are impossible!

a. $17 \div 1 =$ _____ $17 \div 0 =$ _____	b. $17 \div 17 =$ _____ $0 \div 0 =$ _____	c. $1 \div 1 =$ _____ $0 \div 1 =$ _____
---	---	---

42. Divide.

a. $17 \div 2 =$ _____, R _____

b. $24 \div 5 =$ _____, R _____

c. $47 \div 7 =$ _____, R _____

43. A team leader divided a group of 24 children into teams.



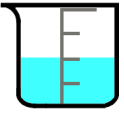
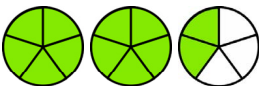

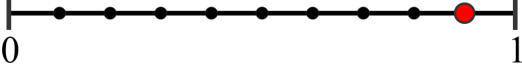
Can he divide the children equally into teams of 5?

Teams of 6? Teams of 7?


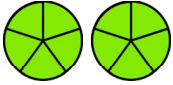
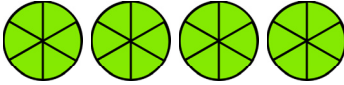
44. Annie, Rob, and Ted decided to buy a gift that cost \$16 and flowers that cost \$14 for Mom. The children shared the total cost equally. How much did each child pay?

Fractions

45. Write the fraction or mixed number.


 <p>a.</p>	 <p>b.</p>	 <p>c.</p>	 <p>d.</p>
<p>e.</p> 		<p>f.</p> 	

46. Write the whole numbers as fractions.

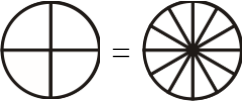
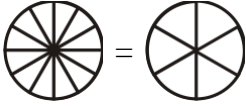




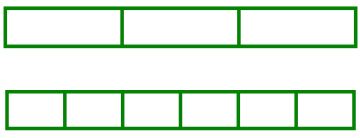
 <p>a.</p>	$1 = \frac{\quad}{\quad}$ 	 <p>b.</p>	$2 = \frac{\quad}{\quad}$ 
 <p>c.</p>	$4 = \frac{\quad}{\quad}$ 		

47. Mark the equivalent fractions

$\frac{3}{6}$ and $\frac{1}{2}$ on the number lines.



48. Shade parts for the first fraction. Shade the same *amount* in the second picture, forming an equivalent fraction. Write the second fraction.

 <p>a.</p>	 <p>b.</p>	 <p>c.</p>
$\frac{3}{4} =$  $\frac{3}{4} =$	$\frac{10}{12} =$  $\frac{10}{12} =$	$\frac{2}{3} =$  

49. Compare the fractions, and write $>$, $<$, or $=$ in the box.

a. $\frac{2}{7} \square \frac{2}{3}$

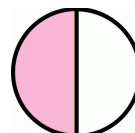
b. $\frac{5}{11} \square \frac{7}{11}$

c. $\frac{1}{2} \square \frac{9}{10}$

d. $\frac{1}{7} \square \frac{1}{8}$

50. Mary ate $\frac{1}{2}$ of a strawberry pie, and David ate $\frac{7}{12}$ of a blueberry pie. Look at the pictures. Who ate more pie?

Mary's pie:



David's pie:

