

# **FASHION SHOW & STORYBOARD CONTEST**

## **Information & Guidelines**

### **FASHION SHOW EVENT INFORMATION**

The 4-H Fashion Show is an optional activity open to all 4-H members who have completed a clothing project and competed and placed in the top three in the county Fashion Show competition. The purpose of the following requirements is to provide as fair an opportunity as possible for participation by as many outstanding 4-H members as possible. The requirements given below apply to all 4-H members who plan to participate in the district contest. Failure to comply with the requirements will result in disqualification or penalty deductions from the final score.

### **OBJECTIVES**

To recognize 4-H members who have excelled in clothing projects and exhibit skills in the following:

- Application of knowledge of fibers and fabrics to wardrobe selection.
- Clothing construction or comparison shopping.
- Fashion interpretation and understanding of style.
- Good grooming and poise.
- Modeling and presentation of themselves and their garments.

### **CERTIFICATION**

Participants must be certified by their county Extension agent as the top 3 scoring individuals in each of the eight entry categories in the junior, intermediate or senior division of the County 4-H Fashion Show for district participation. Each county has the possibility of having 72 contestants compete in the District 4-H Fashion Show.

To further clarify, the following contestants from each county will be eligible to enter the District Fashion Show.

Construction Division:

- 12 Seniors: Top 3 scoring individuals from each of the four categories
- 12 Intermediates: Top 3 scoring individuals from each of the four categories
- 12 Juniors: Top 3 scoring individuals from each of the four categories

Buying Division:

- 12 Seniors: Top 3 scoring individuals from each of the four categories
- 12 Intermediates: Top 3 scoring individuals from each of the four categories
- 12 Juniors: Top 3 scoring individuals from each of the four categories

### **ELIGIBILITY**

All contestants must be enrolled in 4-H and actively participating as a 4-H member. The 4-H member must also be actively participating in the 4-H clothing and textiles project during the 2018-2019 4-H year. All garments to be judged must have been purchased or constructed during participation in a 4-H clothing project between June 15, 2018 and the District 4-H Fashion Show.

According to the Texas Education Code, a 4-H member must be deemed “eligible” to compete in an event that takes place on a Saturday.

All 4-H youth, including youth in public, private, and/or home school must adhere to the following guidelines regarding extracurricular activities and academic eligibility:

Complete a Declaration of Eligibility Form

or

Name of 4-Her must appear on a list of eligible students to participate in a specific extracurricular activity signed by the school principal or designee.

If a 4-H member is ineligible for a 4-H competitive event, the agent must notify the 4-H member, his/her parents, and the district office, by letter, of this situation. If the parent has any questions, he/she should be referred to the school administrator.

## **DIVISIONS**

The Fashion Show has two divisions: buying and construction.

A 4-H member may enter only one Fashion Show category in only one division.

A 4-H member must choose a division at the county level and compete in that division at all levels. The entry worn at the district contest must be the one worn at the county contest. Accessories such as shoes, jewelry, hat, gloves, and scarves may be changed until the time that the Division Worksheet has to be submitted to the District Office.

All garment entries must be worn during judging. Garments worn must make a complete ensemble and must ordinarily be worn together. Only garments and accessories worn during judging can be worn during the public fashion show. No additional garments may be carried, with the exception of props (i.e. show stick, tennis racket, golf club, teddy bear).

## **BUYING DIVISION GUIDELINES**

In the Buying Division, comparison shopping may include department stores, boutiques or specialty stores, mail order catalogs, outlet stores, re-sale shops, and professional seamstresses.

All garments worn (garments that are visible, i.e. blouse under jumper) during the interview process must be included in the buying worksheet. Information from the worksheet will be evaluated by a panel of judges, so the worksheet needs to be complete. Judges will ask questions about the garments and the comparison shopping experience.

## **CONSTRUCTION DIVISION GUIDELINES**

Garments may be constructed by sewing, knitting, or crocheting using new or recycled materials. Accessories may be purchased.

Juniors & Intermediates: It is not necessary to construct all garments worn during the contest. For example, a 4-H member may construct a skirt and purchase a blouse to wear with it. Only the skirt will be judged on construction, and the blouse will be judged as an accessory. Enter the appropriate information on the Construction Division Worksheet. Information from the worksheet will be evaluated during the judging so the worksheet must be complete.

Seniors: All garments worn (garments that are visible, i.e. blouse under jumper) during the interview process must be constructed. Accessories may be purchased.

## JUNIOR AND INTERMEDIATE CATEGORY DESCRIPTIONS

### CONSTRUCTION CATEGORY DESCRIPTION (JR/INT)

Everyday Living	Includes casual sportswear, weekend-wear, sleepwear, clothing for school, casual after-school events, or hanging out with friends
ReFashion	The result of modifying existing clothing or fabric item (such as table cloth or curtain) into something more fashionable. The main purpose of ReFashion is creativity, as well as sewing skills. The member designs and sews a wearable garment from previously used garments or fabric item. The completed garment is different from its original use, not just an alteration. (Examples: neck ties sewn together to form a skirt or taking old t-shirts and making them into a skirt)
Dressy	For ensembles work to dressy activities such as dinner dates, theater, banquets, and job/scholarship interviews. Examples are men's and women's suits, dressy dresses, and dressy coats.
Special Interest	Garment intended for use as a costume, which would include stage production. May be sewn from fabric or from another garment. These garments may be unusual or innovative materials; imaginative but wearable.

### BUYING CATEGORY DESCRIPTION (JR/INT)

Everyday Living	Includes casual sportswear, weekend-wear, sleepwear, clothing for school, casual after-school events, or hanging out with friends
Fantastic Fashions under \$25	This category is designed to expand the 4-H member's shopping experience to include different shopping venues. Outfits must be purchased at a garage sale, consignment store, Goodwill, Salvation Army, or other retail business. Receipts are required for everything that is visible during the interview, except shoes. Receipts for garage sales can be handwritten. This includes jewelry and accessories. Do not need to account for sales tax.
Dressy	For ensembles work to dressy activities such as dinner dates, theater, banquets, and job/scholarship interviews. Examples are men's and women's suits, dressy dresses, and dressy coats.
Special Interest	Entry should be a specific outfit that you NEED to know how to purchase wisely. Entry should be something that reflects a special interest of the participant, such as equestrian clothing and riding apparel, dance costumes, hiking clothing, or rock climbing clothing.

## SENIOR CATEGORY DESCRIPTIONS

Note: It is the responsibility of the 4-H member and parent that a garment is entered in the appropriate category. Participants should consult with their county Extension agent and project leader when selecting the appropriate category for a garment. The appropriate garment category should be determined by the style, fabric, and use of the garment.

### CONSTRUCTION CATEGORY DESCRIPTION (SENIOR ONLY)

Everyday Living	Includes casual sportswear, weekend-wear, sleepwear, clothing for school, casual after-school events, or hanging out with friends
ReFashion	The result of modifying existing clothing or fabric item (such as table cloth or curtain) into something more fashionable. The main purpose of ReFashion is creativity, as well as sewing skills. The member designs and sews a wearable garment from previously used garments or fabric item. The completed garment is different from its original use, not just an alteration. (Examples: neck ties sewn together to form a skirt or taking old t-shirts and making them into a skirt)
Semi-Formal to Formal	Entry must be designed for semi-formal to formal occasions and made from fabrics intended for the same. Original material must be fabric and not from recycled items.
Theatre/Costume	Garment intended for use as a costume, which would include stage production. May be sewn from fabric or from another garment. These garments may be unusual or innovative materials; imaginative but wearable.

### BUYING CATEGORY DESCRIPTION (SENIOR ONLY)

Business/Interview Attire	<p>Entry should be an outfit you would wear for a job interview, scholarship interview, job fair, or other professional event.</p> <p>1. Professional – This is a more traditional, conservative approach (e.g., business suit or blazer, tie and dress slacks for men; business suit, pantsuit, or jacket and dress for women) and may vary by employer or industry.</p> <p>2. Business Casual – This trend is more relaxed and comfortable but demonstrates good judgment in choices and displays a neat appearance (e.g., polo shirt, shirt with a collar or sweater, khakis or other slacks, dress or casual leather shoes for men and women; moderate length dress or skirt for women).</p>
Fantastic Fashions under \$25	<p>This category is designed to expand the 4-H member’s shopping experience to include different shopping venues. Outfits must be purchased at a garage sale, consignment store, Goodwill, Salvation Army, or other retail business. Receipts are required for everything that is visible during the interview, except shoes. Receipts for garage sales can be handwritten. This includes jewelry and accessories. Do not need to account for sales tax.</p>
Semi-Formal to Formal	<p>Entry must be designed for semi-formal to formal occasions and made from fabrics intended for the same. This includes men’s suits and tuxedos and women’s dressy dresses, formal gowns, wedding dresses, and bridesmaid dresses.</p>
Special Interest	<p>Entry should be a specific outfit that you NEED to know how to purchase wisely. Entry should be something that reflects a special interest of the participant, such as equestrian clothing and riding apparel, dance costumes, hiking clothing, or rock climbing clothing.</p>

### REQUIRED ENTRY MATERIALS

Documents will be uploaded in PDF format into 4-H Connect at time of entry.

All contestants must have the following entry materials uploaded on 4-H Connect:

- Seniors: 2019 **Texas 4-H** Fashion Show Entry Form (State Roundup Form)
- Intermediates: 2019 **D11 4-H** Fashion Show Entry Form
- Juniors: 2019 **D11 4-H** Fashion Show Entry Form

### COMMENTARIES

All 4-H **Fashion Show Contestants (not Storyboard)** will be required to submit a commentary to be read during the Style Show. Each contestant will be required to enter a commentary when registering on 4-H CONNECT. The commentary will be limited to four items of information:

1. Name
2. County
3. Category
4. One thing 4-H member learned in the Clothing & Textiles Project (limited to one sentence).

**NOTE:** Please type the commentary as it is to be read during the style show. Entries will not be accepted if commentary is not included or complete (limit of 150 words).

*Example Commentary:*

*"It's the 4<sup>th</sup> of July for Mary Jane Smith every time she wears this patriotic suit. And she has a right to celebrate! The jaunty jacket sports shiny star buttons on the roaring red wool. And what a great idea! The scraps from the jacket turn into patch pockets on the military blue dress. Mary Jane has six years of 4-H sewing, but always finds a new challenge. She made this suit during a thunderstorm, finishing just before the electricity went off. Can you imagine how great the outfit will be at UCLA, where Mary Jane will be a freshman this fall?"*

## **COUNTY DEADLINES**

Counties may set individual deadlines as needed. However, all counties and participants are required to adhere to the district deadline. Therefore, it is important that counties conduct their County 4-H Fashion Show accordingly to allow for district entries to be submitted on time.

## **JUDGING PROCESS**

Contestants will be called to line up prior to going into the judging room. Each contestant will be escorted into the appropriate judging room by a leader. To start the interview, each participant will introduce him-/herself to the judges with his/her name and county. At this time, the 4-H member may also briefly model for the judges, so they may view the garment being judged from all angles. Presentations are **not permitted** during the interview process.

Judges will evaluate each participant for a maximum of seven (7) minutes. During the interview process, judges will ask the participant questions related to the garment constructed and/or purchased. There are no sample questions for contestants to study and/or memorize in preparation for the interview. Instead, questions will be based on the criteria on the scoresheet appropriate for each age division, and contestants should be prepared to answer questions based on the following:

- Knowledge of fiber and fabric characteristics, uses, and care
- Identification of fiber source, generic name, and characteristics
- Identification of fabric weave or knit, fabric type, and fabric characteristics
- Knowledge of garment care
- Ability to evaluate garment quality and apply knowledge
- Special techniques/sewing methods used in construction of garment
- Garment selected and division eligibility requirements
- Appearance, fit, and fashion ability
- Accessory selection
- Knowledge and skills learned in clothing and textiles project and shared with others

If judges have completed the interview process before the maximum time allotment, the contestant may be dismissed from the judging area. After the seven minutes interview time is complete, the judges will have three (3) minutes to mark the scorecard and write comments. All judging scores will be totaled by a tabulation committee to determine top three placings in each category.

## **TIE BREAKER PROCEDURE**

If ties should occur, the ties shall be broken using partial scores in the following order.

1. Subtotal Score: Ability to evaluate garment quality and apply knowledge.
2. Subtotal Score: Knowledge of fiber and fabric characteristics, uses, care.
3. Subtotal Score: Appearance, fit, and fashion ability.
4. Single Score: Garment meets the competition eligibility requirements.
5. Single Score: Garment is well made.

6. Single Score: Garment style makes good use of the fiber and fabric characteristics.
7. Single Score: Modeling and presentation skills, poise, and grooming.
8. Single Score: Garment and accessories are fashionable and appropriate.
9. Single Score: Garment is an appropriate fit for the body.

## **PICTURES**

Pictures will be taken of county groups during the judging process, as contestants are waiting to be judged and/or for results to be announced. The pictures will be e-mailed to each county office after the Fashion Show.

## **AWARDS**

Awards will be announced and presented at the conclusion of judging and style show. Plaques or a similar award will be presented to the first place contestants of each category. Second and third place contestants in each category will receive a rosette. Participation ribbons will be awarded to all contestants in the Fashion Show if available.

## **APPEALS COMMITTEE**

Should a discrepancy/problem arise, it shall be remanded to the Appeals Committee for a ruling prior to the conclusion of the contest. All rulings by the Appeals Committee shall be final. The Appeals Committee shall be made up of the Fashion Show Committee, with the District Extension Administrator and 4-H Specialist serving as Ex-officio members (present, not voting).

# NATURAL FIBER COMPETITION

## SENIORS ONLY!

### OBJECTIVES

- To encourage the study, promotion, and use of cotton, wool and mohair, the natural fibers produced in Texas.
- To recognize 4-H members who do outstanding work in a clothing project that includes the study of cotton or wool and mohair.
- To recognize 4-H members who use their knowledge of natural fibers to sew or buy garments or ensembles that contain 60% or more cotton fiber, wool fiber, or wool and mohair fibers.

### ELIGIBILITY

The purpose of the following requirements is to provide as fair an opportunity as possible for participation by as many outstanding 4-H members as possible. Failure to comply with the requirements will result in disqualification or penalty deductions from the final score.

1. A 4-H member must be in 9<sup>th</sup> through 12<sup>th</sup> grade to be eligible for competition.
2. Participants must complete a 4-H clothing project between June 15, 2018, and the district contest. All garments/ensembles to be judged must have been purchased (renting a garment is not permitted in the buying division) or constructed (construction division) during participation in a 4-H clothing project between June 15, 2018, and the district contest.
3. The Natural Fiber Contest has two categories; cotton and wool/mohair. The entry in the Natural Fiber contest does not have to be the same entry as the Fashion Show Buying or Construction entry. The 4-H member must choose a category at the county level and compete in that category at all levels. The entry worn at the district contest must be the one worn at the state contest. Accessories such as shoes, jewelry, hat, gloves, and scarfs may be changed, but changes must be included on the paperwork. The appropriate garment category should be determined by the style, fabric, and use of the garment. No one may change divisions or categories between district and state contests.

#### A. COTTON

Each garment entered must contain a minimum of 60% cotton. Knowledge of fiber characteristics, production and end use is required.

#### B. WOOL/MOHAIR

Each garment entered must contain a minimum of

- 60% wool and 40% other fiber
- 60% mohair and 40% other fiber
- 60% blend of the two fibers and 40% other fiber
- 100% wool/mohair blend is also acceptable.

Knowledge of fiber characteristics, production and end use is required.

4. The garment selected can be constructed or purchased. A complete outfit, except for a blouse or shirt under the garment, is made of the eligible fashion fabric. Example: Jacket and pants made of wool. Shirt or blouse does not need to be made of wool. A full length coat made of eligible fashion fabric. It may be worn over a garment of any fiber content. Lining fabric, interfacing fabric, and trims are not required to meet the fiber content requirements.



## **REQUIRED ENTRY MATERIALS**

Documents will be uploaded in PDF format into 4-H Connect at time of entry.

All contestants must have the following materials uploaded on 4-H Connect:

- Seniors: 2019 **Texas 4-H** Fashion Show Natural Fiber Entry Form (State Roundup Form)
- Intermediates: 2019 **D11 4-H** Fashion Show Natural Fiber Entry Form
- Juniors: 2019 **D11 4-H** Fashion Show Natural Fiber Entry Form

## **JUDGING CRITERIA**

If the Entry Form and Natural Fiber Worksheet do not show that the entry meets the eligibility requirements, the entry will be disqualified.

The contestant's entry form, worksheet, and interview will be used to evaluate knowledge about the fiber's characteristics, uses in apparel, and ability to apply knowledge to the selection process. The contestant will model the garment for evaluation of the appearance, fit, and fashion ability.

The judging process for the Natural Fiber Competition will take place in the same manner as the buying and construction divisions. Please refer to an explanation of this process on page 8.

## **TIE BREAKER PROCEDURE**

If ties should occur, the ties shall be broken using partial score in the following order:

1. Subtotal Score: Knowledge of fiber characteristics and uses
2. Subtotal Score: Ability to apply knowledge
3. Subtotal Score: Appearance, fit, and fashion ability
4. Single Score: Garment is well made and is a good value for its cost

## **NATURAL FIBER AWARDS**

Awards will be announced and presented at the conclusion of judging and the style show. Plaques or other similar awards will be presented to the first place contestants of each category. Second and third place contestants in each category will receive a rosette. Participation ribbons will be awarded to all contestants in the Natural Fiber Competition, if available.

# 4-H FASHION STORYBOARD

*(Replaces Fabric & Fashion Design Contest for all age divisions)*

## OVERVIEW

The 4-H Fashion Storyboard is an industry-inspired method of displaying original designs. The best storyboards create vivid visual images that are interesting and appealing to viewers. The storyboard “tells the story” of the designer’s idea. The storyboard includes original illustrations and flats, as well as additional materials (such as photos from the Internet or magazines, paper, fabric swatches, patterns, etc.) that have influenced the unique design.

## PURPOSE

The purpose of the Fashion Storyboard contest is to give 4-H members an opportunity to create a storyboard of their original design. It also provides the members an opportunity to gain knowledge of the career responsibilities of a fashion designer and illustrator, enhance creativity and originality, and develop visual communication skills.

## DESIGN BRIEF

The following design brief serves as the direction for the 2019 Fashion Storyboards. 4-H members should create their Fashion Storyboard around their interpretation of the design brief.

4-H members should create their Fashion Storyboard around their interpretation of the design brief: **Once Upon a Storyboard** **\*\*\*(updated 1/4/19 Participants may use Once Upon a Storyboard or Once Upon a Time for their title)**. Once upon a time in Texas 4-H, members are challenged to develop a storyboard entry inspired from children’s literature. All genres of children literature may be explored! Whether it is a classic fairytale like “Beauty and the Beast”, a book of poems such as “Where the Sidewalk Ends” by Shel Silverstein, or a famous folklore like “Goldilocks and the Three Bears”, let the pictures on the pages, characters in the story, and words themselves encourage your imagination and creativity to foster an original design.

## ELIGIBLE ENTRIES

There is no limit on the number of entries that may be submitted from each county. All contestants must be enrolled in 4-H and actively participating as a 4-H member. The 4-H member must be actively participating in the 4-H clothing and textiles project during the 2018 - 2019 4-H year. All entries must have been constructed/assembled during participation in a 4-H clothing and textiles project between June 15, 2018 and the District Fashion Show.

## JUDGING OF ENTRIES

Entering the competition is by submitting the Fashion Storyboard only. There will not be an interview. The Fashion Storyboard entries must be turned into your county office by March 15. Youth do not need to be present for judging. Awards will be handed out at the District 11 Fashion Show.

## DISPLAY AND AWARDS

Storyboards will be on display at the District 11 4-H Spring Spectacular on Friday, April 12, 2019. Placing will be announced and awards will be distributed at the District Fashion Show.

Participants are encouraged to attend the event but are not required.

## GENERAL RULES

1. **Participation and Level of Competition.** A 4-H member may enter only one storyboard. Contestants advance from county to district. Participation in the Fashion Storyboard competition at Texas 4-H Roundup is for Senior Texas 4-H members who have placed 1st, 2nd, or 3rd in their district contest in each category.
2. **Entry of Storyboard.** Each storyboard must be created by the 4-H member. Fashion Storyboard layouts should include original illustrations and flats, as well as additional materials that have influenced their unique design. 4-H members may choose to manually affix the pieces of their layout to their storyboard, or computer-generated layouts can be printed and affixed to the foam core or mat board. All items need to be securely adhered to the board. It is the 4-H member's responsibility to affix all components of their layout for secure transportation.
3. **Submission of Storyboard.** Entering the competition is by submitting the Fashion Storyboard only. There will not be an interview.
4. **Identification of Storyboard.** The Fashion Storyboard Label must be securely affixed to the back of the storyboard. The label **MUST** be legibly printed or typed and **MUST** be complete, including the answer to the Originality of Design question. The 4-H member should not put his/her name on the front.
5. **Number of garments designed.** Focus on **one** garment/outfit for the storyboard. Contestants may provide up to two (2) variations of the original design.
6. **Categories.** The following is a list of the categories and descriptions. Each storyboard should be entered into one category. A 4-H member may enter only one storyboard.
  - a. **Wearable:** Clothing that can be worn. Includes items such as pants, shorts, skirts, blouses, sweaters, coats, dresses, etc.
  - b. **Accessory:** Includes items such as belts, purses, bags, hats, etc.
  - c. **Jewelry:** Includes necklaces, bracelets, rings, earrings, etc.
  - d. **Pet Clothing:** Includes items that can be worn by a pet or any other animal.
  - e. **Home Décor:** Includes items that are easy to move and make a home visually appealing. Examples are throw pillows, table runner, or wall hanging.
  - f. **Home Furnishings:** Includes items that make a home comfortable for living or working in. Examples are couch, ottoman, chair, tables, desks, beds and the like.
7. **Scoring.** Storyboards will be evaluated based on the 4-H Fashion Storyboard Score Sheet.
8. Each Storyboard must conform to and will be evaluated based on the following, but is not limited to:
  - a. Visual Appeal/Creativity of Storyboard – Storyboards should show evidence of creativity by the 4-H member. The layout of the storyboard should illustrate a theme, mood, or spirit of an idea.
    - i. A good storyboard should have a strong focal point.
    - ii. Placement of the inspirational items should allow the eye to flow across all elements of the board without distracting from the design.
    - iii. “White space” or “blank space” should be kept in consideration. Too much or too little white space detracts from the design.

- iv. Additional photos and other materials can be used to show the inspiration for the design. These additional materials should enhance the storyboard, without taking away from the original design.
- b. **Quality of Workmanship** – Storyboards should be neat and demonstrate quality of workmanship.
- c. **Consistent Color Palette** – Use a consistent color palette and theme throughout the board.
- d. **Fabric Samples, Trims, and Embellishments** – Fabric samples must be included on the board and be appropriate for the design illustrated. Trims and embellishments that would be used on the garment/outfit should be included, if applicable to the design.
  - i. If the exact fabric swatch cannot be found, a “basic swatch” may be used to illustrate fabric type (denim, linen, etc.), and the 4-H member can draw out the detail.
  - ii. Examples of trims and embellishments would be top stitching, piping, buttons, etc.
- e. **Dimension** – Must use foam core board or mat board. Must be 20" x 30", displayed horizontally or vertically. Do not use poster board. Storyboards can be 3 dimensional. Materials affixed to the foam core board or mat board may exceed the edges of the board.
- g. **Consistent Theme** – All elements are cohesive and support the design brief.
- h. **Originality of Designs** – All design illustrations and flats should be the original work of the 4-H member. The design may be hand drawn or computer drawn. No “copying and pasting” from someone’s design as seen on the Internet, in a magazine, or other sources for the original design.
- i. **Design Detail** – Should include the at least one illustration and at least one flat.
  - i. *Illustration* – Include at least one main artistic and appropriate fashion illustration. At least one illustration must be on a model/croquis. The model/croquis does not have to be an original drawing and may be traced. See the example below.  
<http://www.universityoffashion.com/fashion-croquis/>
  - ii. *Flats* – Include at least one flat. Flats are working drawings that are not on a model/croquis that illustrate other views like you would find on a dressmaker’s pattern envelope. The flats should depict the garment from other views and details. See the example below.

Flats combine style with information. You have created an original design and now you need to be able to create a drawing to help someone else see how to make it. Flats are drawn to define shape, fit, construction and sometimes fabrication. Flats are more factual than the same garment drawn on the figure, posed for dramatic looks. They show how a garment is to be made versus how it will be worn.

These drawings for fashion manufacturing are always drawn looking at the garment, never at an angle. Consider this your only means of communication to the seamstress; if you leave out a detail, the garment won’t end up being manufactured properly. The details must be exact and clearly specified.

## Flats

showing other views



Pictures taken from: [www.designersnexus.com](http://www.designersnexus.com)

## Illustration

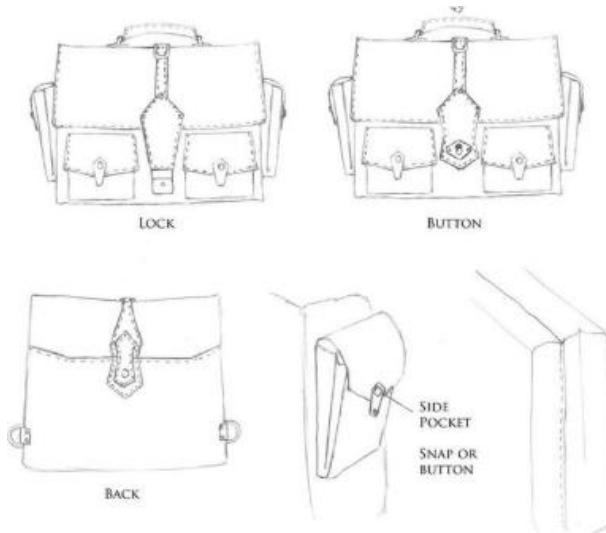
outfit drawn on a model/croquis



Jewelry Design – flats need to include the technical aspects of a piece of jewelry including clasps, crimp beads, cord or wire, jump rings, etc.



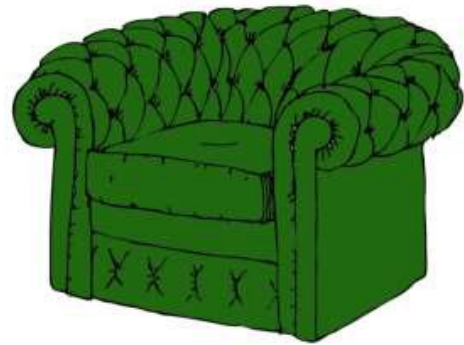
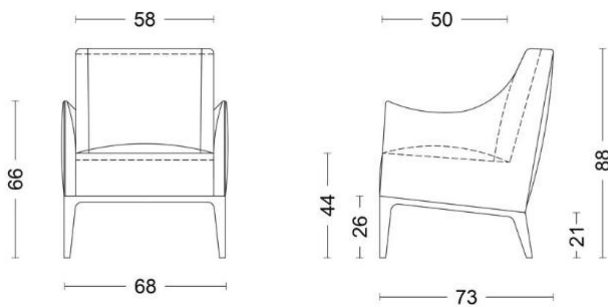
Accessory – flats need to include the technical aspects of the accessory including zippers, rings, buckles, closures, clasps, etc.



Sketch credit:

<https://www.deviantart.com/marcusstratus/art/Shadow-Wulfe13-bag-sketches-211405584>

Home Décor and Home Furnishing – can include details on construction materials and dimensions.



Sketch credit: <http://www.danca.nl/productDetail-nona-50.html>

j. **Titles/Labels** – The title for the storyboard must be: **Once Upon a Storyboard or Once Upon a Time**. **Additional labels may be added to the board as needed to provide details as related to the overall design of the board.** A subtitle **may** be used for a more personalized name of the design. Labels may be included to enhance the storyboard or to clarify a point, but they will not be required.

k. **Design Brief** – Storyboards should follow the design brief and category descriptions.

**TEXAS 4-H FASHION STORYBOARD WEBSITE:**

<https://texas4-h.tamu.edu/projects/clothing-textiles/>

**4-H FASHION STORYBOARD LABEL**

This label should be cut out and affixed to the back of each storyboard. Label details must be neatly printed or typed. Label information should be COMPLETE!

**4-H FASHION STORYBOARD LABEL**



Age Division (please check one):    Junior                       Intermediate    Senior

Category (please check one):    Wearable    Accessory    Jewelry    Furniture    Pet Clothing    Home Decor

District : \_\_\_\_\_

County: \_\_\_\_\_

Name: \_\_\_\_\_

Birthday: \_\_\_\_\_

4-H Age (as of 8/31/18): \_\_\_\_\_

I do hereby consent and agree that Texas A&M AgriLife Extension Service, Texas 4-H and Youth Development Program staff have permission to take photographs and/or record video and/or audio of me and/or my property and to use these for 4-H Youth Development educational, promotional, and/or marketing materials. I further do hereby give the right to exhibit any such works publicly or privately, including posting on the Texas 4-H and Youth Development Program website. I waive any rights, claims, or interests I may have to control the use of my identity, the identity of the subject(s), or likeness in the photographs, video, or audio and agree that any uses described herein may be made without compensation or additional consideration. I represent that I have read and understand the foregoing statement, and I am competent to execute this agreement.

I have read and understand the foregoing statement, and I am competent to execute this agreement.

Name (please print): \_\_\_\_\_

Signature: \_\_\_\_\_ Date: \_\_\_\_\_

Parent/Guardian Name (please print): \_\_\_\_\_

Signature: \_\_\_\_\_ Date: \_\_\_\_\_

Agent Name: \_\_\_\_\_

Agent Signature: \_\_\_\_\_

---

**Originality of Design**

In 100 words or less, answer the following prompt in regards to originality:  
*Where did you get the idea for your design? What was your inspiration? What makes your design different from others on the market?*

\_\_\_\_\_

\_\_\_\_\_

\_\_\_\_\_

\_\_\_\_\_

\_\_\_\_\_

\_\_\_\_\_

\_\_\_\_\_