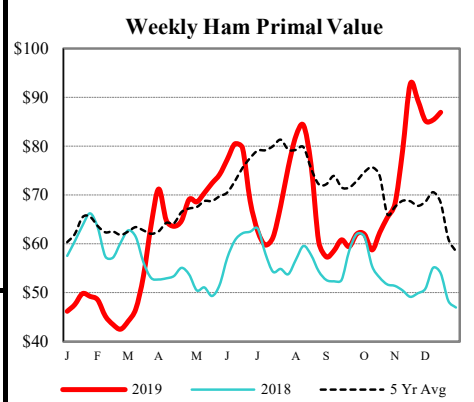
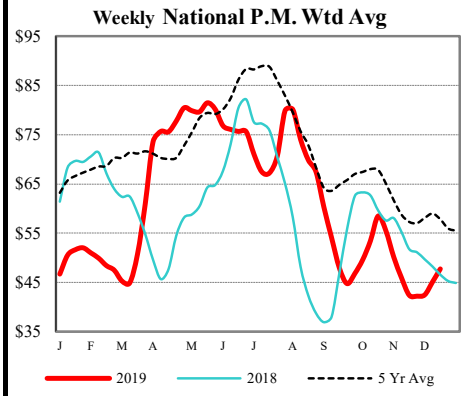


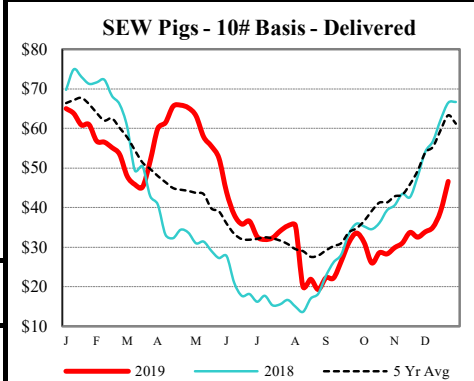
DAILY DIRECT HOGS PLANT DELIVERED as of 1:30 PM

Negotiated Barrow and Gilt:	Carcass Base Price	Live Price
<u>NATIONAL - LM HG203:</u>		
Range:	\$42.00 - \$49.04	\$30.50 - \$40.00
Weighted Average:	\$47.81	\$36.98
Change from Prior Day:	0.03 higher	no comparison
Receipts:	11,178	745
<u>IOWA/MINNESOTA - LM HG206:</u>		
Weighted Average:	\$47.26	*Price not reported due to confidentiality*
Change from Prior Day:	0.06 lower	
<u>WESTERN CORNBELT - LM HG212:</u>		
Weighted Average:	\$47.26	*Price not reported due to confidentiality*
Change from Prior Day:	0.09 lower	
<u>EASTERN CORNBELT - LM HG210:</u>		
Weighted Average:	*Price not reported due to confidentiality*	*Price not reported due to confidentiality*
Change from Prior Day:		



NATIONAL DAILY PORK REPORT FOB PLANT- LM PK602:

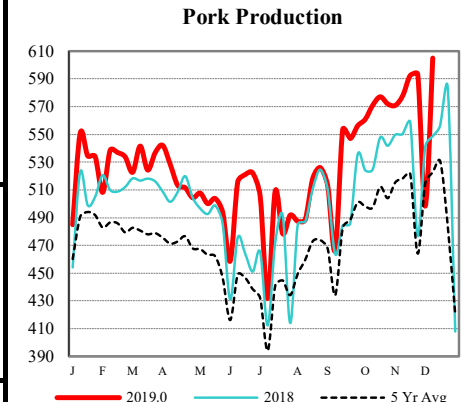
Carcass Cutout Values		Change:
Primal Loin	76.54	(-0.17)
Primal Butt	69.79	(-0.23)
Primal Picnic	92.17	0.69
Primal Rib	75.33	(-2.62)
Primal Ham	134.65	0.36
Primal Belly	68.23	(-1.32)
Total Loads	92.88	2.70
Pork Cuts	324.37	
Trim/Process Pork	285.36 Lds	
	39.00 Lds	



Weekly USDA By-Product Drop Value (Hog): 3.61 (-0.03)

DAILY EST. HOG SLAUGHTER UNDER FIS - SJ LS710

	Today (est)	Saturday:
Week Ago (est)	486,000	351,000
Year Ago (act)	487,000	308,000
Week to Date (est)	474,000	344,000
Same Period Last Week (est)	2,459,000	2,810,000
Same Period Last Year (act)	2,450,000	2,758,000
	2,394,000	2,739,000



CME Lean Hog Close

	High	Low	Settle	Change
FEB	71.23	70.30	70.68	(-0.30)
APR	77.83	76.90	77.50	UNCH
MAY	84.00	83.48	83.70	(-0.30)
JUN	89.45	88.85	89.28	UNCH

CME Lean Hog Delayed Futures

US Direct Delivered Feeder Pig Summary for Weekending 20-Dec-19

Formula, Cash, & Composite Wtd Avg Prices

		Formula	Cash	Composite
SEW	10-12 lb Basis	49.37	46.60	47.63
Feeder Pigs	40 lb Basis		65.70	65.70