


Name: _____





August/September Spelling Tic-Tac-Toe

Instructions: Choose three squares to complete and hand in on Friday. The middle square is a **must** do. The other two are your choice. You must complete three activities each week.

On Thursday nights your homework is to **study** for Friday's spelling test.

Activities with a ★ can't be turned in. Please have a parent sign the box to verify that you did that activity.

<p style="text-align: center;"> Back and Forth ABC</p> <p>Print all of your words in ABC order from A-Z, then write them in ABC order from Z-A.</p>	<p style="text-align: center;">Pyramid Spelling</p> <p>Pyramid write TEN of your hardest spelling words. You must write neatly! *Example: <i>home</i></p> <p style="text-align: center;">H HO HOM HOME</p>	<p style="text-align: center;">Bubble Letters</p> <p>Write your spelling words in bubble letters. After you write your words in bubble letters, color your words with a crayon or colored pencil.</p>
<p style="text-align: center;">SPELLING CITY★</p> <p>Go to www.spellingcity.com to play a game connected with this week's spelling words.</p>	<p style="text-align: center;"><u>Sentences</u></p> <p>Write a sentence for ten of your hardest spelling words. Make sure they are grade level sentences (<i>at least seven words in a sentence</i>).</p> <p style="text-align: center;"><u>Underline the spelling word.</u></p>	<p style="text-align: center;">Secret Codes</p> <p>Each letter has a corresponding number ex: A=1, B=2, C=3, etc. Beside each word, write the spelling words as a code (cat = 3, 1, 20).</p>
<p style="text-align: center;">Rhymes, Synonyms and Antonyms</p> <p>Write each of your spelling words. Then write a rhyming word, a synonym <u>or</u> an antonym for each word and label it as synonym, antonym or rhyme.</p>	<p style="text-align: center;"><u>In order of difficulty</u></p> <p>Write all of your words in order with the hardest word on the top and the easiest word on the bottom of the list. Write top five hardest words 3 times, the next ten words 2 times, and the last five once.</p>	<p style="text-align: center;">Spelling illustrations</p> <p>Write your ten hardest spelling words, and then draw a picture to illustrate the meaning of the word.</p> <p style="text-align: center;">EX: Cat </p>

Please keep in homework folder for the entire week.

Name: _____



October Spelling Tic-Tac-Toe



Instructions: Choose three squares to complete and hand in on Friday. The middle square is a **must** do. The other two are your choice. You must complete three activities each week.

On Thursday nights your homework is to **study** for Friday's spelling test.

Activities with a ★ can't be turned in. Please have a parent sign the box to verify that you did that activity.

<p>Missing Vowels Write each spelling word without its vowels. Replace each vowel with a blank line.</p>	<p>Bubble Letters Write your spelling words in bubble letters. After you write your words in bubble letters, color your words with a crayon or colored pencil.</p>	<p>How much? Write your spelling words and add how much they are worth. Consonants are worth 5 and vowels are worth 7. Told=5+7+5+5=22</p>
<p>SPELLING CITY★ Go to www.spellingcity.com to play a game connected with this week's spelling words.</p>	<p>In order of difficulty Write all of your words in order with the hardest word on the top and the easiest word on the bottom of the list. Write top five hardest words 3 times, the next ten words 2 times, and the last five once.</p>	<p>All Scrambled Up  Write your words with all the letters scrambled up. Then ask a parent or sibling to unscramble the words in your notebook. Correct that person's work.</p>
<p>Spelling Crossword Use all words & link them together to look like a crossword. You can use graph paper to help you. Words should only go left to right & up to down. A HAPPY R INVISIBLE L</p>	<p>Types of Sentences Write each word in two different sentences. One must end in a period (statement or command.) The other may be an exclamation or a question.</p>	<p>Spelling illustrations Write your ten hardest spelling words, and then draw a picture to illustrate the meaning of the word. EX: Cat </p>

Please keep in homework folder for the entire week.

Name: _____


November Spelling Tic-Tac-Toe



Instructions: Choose three squares to complete and hand in on Friday. The middle square is a **must** do. The other two are your choice. You must complete three activities each week.

On Thursday nights your homework is to **study** for Friday's spelling test.

Activities with a ★ can't be turned in. Please have a parent sign the box to verify that you did that activity.

<p>How much? Write your spelling words and add how much they are worth. Consonants are worth 5 and vowels are worth 7. Told=5+7+5+5=22</p>	<p>ZYX Order Write your words in ZYX order <i>twice.</i></p>	<p>Missing Vowels Write each spelling word without its vowels. Replace each vowel with a blank line.</p>
<p>SPELLING CITY★ Go to www.spellingcity.com to play a game connected with this week's spelling words.</p>	<p>In order of difficulty Write all of your words in order with the hardest word on the top and the easiest word on the bottom of the list. Write top five hardest words 3 times, the next ten words 2 times, and the last five once.</p>	<p>Types of Sentences Write sentences for all of your words. Include 4 questions, 4 commands, 4 statements, and 4 exclamations. If you have more words...you pick the type of sentence.</p>
<p>Spelling Crossword Use all words & link them together to look like a crossword. You can use graph paper to help you. Words should only go left to right & up to down. A HAPPY R INVISIBLE L</p>	<p>All Scrambled Up  Write your words with all the letters scrambled up. Then ask a parent or sibling to unscramble the words in your notebook. Correct that person's work.</p>	<p>Dictionary Words Using a dictionary write the definition for each of your words on a sheet of notebook paper.</p>

Please keep in homework folder for the entire week.

Name: _____




December Spelling Tic-Tac-Toe



Instructions: Choose three squares to complete and hand in on Friday. The middle square is a **must** do. The other two are your choice. You must complete three activities each week.

On Thursday nights your homework is to **study** for Friday's spelling test.

Activities with a ★ can't be turned in. Please have a parent sign the box to verify that you did that activity.

<p>How much? Write your spelling words and add how much they are worth. Consonants are worth 5 and vowels are worth 7. Told=5+7+5+5=22</p>	<p> <u>Holiday Story</u>  Write a creative story about the December holiday. You must use each of your words in your story. Be sure to underline your words.</p>	<p>SPELLING CITY★ Go to www.spellingcity.com to play a game connected with this week's spelling words.</p>
<p><u>In order of difficulty</u> Write all of your words in order with the hardest word on the top and the easiest word on the bottom of the list. Write top five hardest words 3 times, the next ten words 2 times, and the last five once.</p>	<p>SYNONYMS Find synonyms (words that mean the same) for 10 spelling words.</p>	<p>Silly Sentences Write silly sentences that include all your spelling words. Underline your words.</p>
<p>Hidden Words Draw and color a nice picture. Hide all the spelling words by writing them within the picture.</p>	<p><u>All Scrambled Up</u>  Write your words with all the letters scrambled up. Then ask a parent or sibling to unscramble the words in your notebook. Correct that person's work.</p>	<p>DECORATIVE WORDS Illustrate all the words or write them in a decorative way.</p>

Please keep in homework folder for the entire week.

Name: _____


January Spelling Tic-Tac-Toe



Instructions: Choose three squares to complete and hand in on Friday. The middle square is a **must** do. The other two are your choice. You must complete three activities each week.

On Thursday nights your homework is to **study** for Friday's spelling test.

Activities with a ★ can't be turned in. Please have a parent sign the box to verify that you did that activity.

<p>How much? Write your spelling words and add how much they are worth. Consonants are worth 5 and vowels are worth 7. Told=5+7+5+5=22</p>	<p>Pyramid Spelling Pyramid write TEN of your hardest spelling words. You must write neatly! *Example: <i>home</i></p> <p>H HO HOM HOME</p>	<p>SPELLING CITY★ Go to www.spellingcity.com to play a game connected with this week's spelling words.</p>
<p><u>In order of difficulty</u> Write all of your words in order with the hardest word on the top and the easiest word on the bottom of the list. Write top five hardest words 3 times, the next ten words 2 times, and the last five once.</p>	<p><u>Sentences</u> Write a sentence for ten of your hardest spelling words. Make sure they are grade level sentences (<i>at least seven words in a sentence</i>). <u>Underline</u> the spelling word.</p>	<p>SYNONYMS Find synonyms (words that mean the same) for 10 spelling words.</p>
<p>DECORATIVE WORDS Illustrate all the words or write them in a decorative way.</p>	<p><u>All Scrambled Up</u>  Write your words with all the letters scrambled up. Then ask a parent or sibling to unscramble the words in your notebook. Correct that person's work.</p>	<p>Hidden Words Draw and color a nice picture. Hide all the spelling words by writing them within the picture.</p>

Please keep in homework folder for the entire week.

Name: _____


February Spelling Tic-Tac-Toe



Instructions: Choose three squares to complete and hand in on Friday. The middle square is a **must** do. The other two are your choice. You must complete three activities each week.

On Thursday nights your homework is to **study** for Friday's spelling test.

Activities with a ★ can't be turned in. Please have a parent sign the box to verify that you did that activity.

<p>Story Time</p> <p>Write a story using all of your spelling words. Check your words off your main list as you go, and underline your spelling words in the story. Be creative!</p>	<p>SPELLING CITY★</p> <p>Go to www.spellingcity.com to play a game connected with this week's spelling words.</p>	<p>Pretest★</p> <p>Take a practice spelling test with an adult. Write any missed word 3 times each.</p>
<p><u>In order of difficulty</u></p> <p>Write all of your words in order with the hardest word on the top and the easiest word on the bottom of the list. Write top five hardest words 3 times, the next ten words 2 times, and the last five once.</p>	<p><u>Sentences 2.0</u></p> <p>Write a sentence for ten of your hardest spelling words. Make sure they are grade level sentences (<i>at least seven words in a sentence</i>).</p> <p><u>Underline</u> the spelling word and circle the verb & adjective in each sentence.</p>	<p>Print to <i>Cursive</i></p> <p>Print each word. Next to it, write the word in cursive.</p>
<p>Rainbow Words</p> <p>Write your spelling words in rainbow colors (each letter a different color).</p>	<p><u>All Scrambled Up</u> </p> <p>Write your words with all the letters scrambled up. Then ask a parent or sibling to unscramble the words in your notebook. Correct that person's work.</p>	<p><u>Alphabet Code</u></p> <p>Number the alphabet from 1-26. Example: a=1, b=2, c=3, d=4, e=5, etc. Then after writing your spelling words change them to a number and add them.</p>

Please keep in homework folder for the entire week.

Name: _____



March Spelling Tic-Tac-Toe

Instructions: Choose three squares to complete and hand in on Friday. The middle square is a **must** do. The other two are your choice. You must complete three activities each week.

On Thursday nights your homework is to **study** for Friday's spelling test.

Activities with a ★ can't be turned in. Please have a parent sign the box to verify that you did that activity.

<p style="text-align: center;"> Back and Forth ABC </p> <p>Print all of your words in ABC order from A-Z, then write them in ABC order from Z-A.</p>	<p style="text-align: center;">Pyramid Spelling</p> <p>Pyramid write TEN of your hardest spelling words. You must write neatly! *Example: <i>home</i></p> <p style="text-align: center;"> H HO HOM HOME </p>	<p style="text-align: center;">Bubble Letters</p> <p>Write your spelling words in bubble letters. After you write your words in bubble letters, color your words with a crayon or colored pencil.</p>
<p style="text-align: center;">SPELLING CITY★</p> <p>Go to www.spellingcity.com to play a game connected with this week's spelling words.</p>	<p style="text-align: center;"><u>Sentences 2.0</u></p> <p>Write a sentence for ten of your hardest spelling words. Make sure they are grade level sentences (<i>at least seven words in a sentence</i>).</p> <p style="text-align: center;"><u>Underline</u> the spelling word and circle the verb & adjective in each sentence.</p>	<p style="text-align: center;">Secret Codes</p> <p>Each letter has a corresponding number ex: A=1,B=2, C=3, etc. Beside each word, write the spelling words as a code (cat = 3, 1, 20).</p>
<p style="text-align: center;">Rhymes, Synonyms and Antonyms</p> <p>Write each of your spelling words. Then write a rhyming word, a synonym <u>or</u> an antonym for each word and label it as synonym, antonym or rhyme.</p>	<p style="text-align: center;"><u>In order of difficulty</u></p> <p>Write all of your words in order with the hardest word on the top and the easiest word on the bottom of the list. Write top five hardest words 3 times, the next ten words 2 times, and the last five once.</p>	<p style="text-align: center;">Spelling illustrations</p> <p>Write your ten hardest spelling words, and then draw a picture to illustrate the meaning of the word.</p> <p>EX: Cat</p> <p style="text-align: right;"></p>

Please keep in homework folder for the entire week.

Name: _____

April Spelling Tic-Tac-Toe



Instructions: Choose three squares to complete and hand in on Friday. The middle square is a **must** do. The other two are your choice. You must complete three activities each week.

On Thursday nights your homework is to **study** for Friday's spelling test.

Activities with a ★ can't be turned in. Please have a parent sign the box to verify that you did that activity.

<p><u>CLAP AND TAP</u>★ Spell each spelling word while clapping and/or tapping each letter.</p> 	<p>Pyramid Spelling</p> <p>Pyramid write TEN of your hardest spelling words. You must write neatly! *Example: <i>home</i></p> <p>H HO HOM HOME</p>	<p>Bubble Letters</p> <p>Write your spelling words in bubble letters. After you write your words in bubble letters, color your words with a crayon or colored pencil.</p>
<p>SPELLING CITY★</p> <p>Go to www.spellingcity.com to play a game connected with this week's spelling words.</p>	<p><u>Sentences</u></p> <p>Write a sentence for ten of your hardest spelling words. Make sure they are grade level sentences (<i>at least seven words in a sentence</i>).</p> <p><u>Underline</u> the spelling word.</p>	<p>How much?</p> <p>Write your spelling words and add how much they are worth. Consonants are worth 5 and vowels are worth 7. Told=5+7+5+5=22</p>
<p>City Names</p> <p>Write each spelling word. Next to them, write the name of a city that starts with the same letter. (ex: silver: St. Louis)</p>	<p><u>In order of difficulty</u></p> <p>Write all of your words in order with the hardest word on the top and the easiest word on the bottom of the list. Write top five hardest words 3 times, the next ten words 2 times, and the last five once.</p>	<p>Spelling illustrations</p> <p>Write your ten hardest spelling words, and then draw a picture to illustrate the meaning of the word.</p> <p>EX: Cat</p> 

Please keep in homework folder for the entire week.

Name: _____

May Spelling Tic-Tac-Toe



Instructions: Choose three squares to complete and hand in on Friday. The middle square is a **must** do. The other two are your choice. You must complete three activities each week.

On Thursday nights your homework is to **study** for Friday's spelling test.

Activities with a ★ can't be turned in. Please have a parent sign the box to verify that you did that activity.

<h2>Bubble Letters</h2> <p>Write your spelling words in bubble letters. After you write your words in bubble letters, color your words with a crayon or colored pencil.</p>	<h2>Pyramid Spelling</h2> <p>Pyramid write TEN of your hardest spelling words. You must write neatly! *Example: <i>home</i></p> <p style="text-align: center;">H HO HOM HOME</p>	<h2>Print to Cursive</h2> <p>Print each word. Next to it, write the word in cursive.</p>
<h2>SPELLING CITY★</h2> <p>Go to www.spellingcity.com to play a game connected with this week's spelling words.</p>	<h2><u>In order of difficulty</u></h2> <p>Write all of your words in order with the hardest word on the top and the easiest word on the bottom of the list. Write top five hardest words 3 times, the next ten words 2 times, and the last five once.</p>	<h2>How much?</h2> <p>Write your spelling words and add how much they are worth. Consonants are worth 5 and vowels are worth 7. Told=5+7+5+5=22</p>
<h2><u>Sentences</u></h2> <p>Write a sentence for ten of your hardest spelling words. Make sure they are grade level sentences (at least seven words in a sentence).</p> <p><u>Underline</u> the spelling word.</p>	<h2>Pretest★</h2> <p>Take a practice spelling test with an adult. Write any missed word 3 times each.</p>	<h2>Colorful Words</h2> <p>Write your spelling words 3 times: once in crayons, once in pencil, and once with an ink pen.</p>

Please keep in homework folder for the entire week.

Name: _____

June/July Spelling Tic-Tac-Toe



Instructions: Choose three squares to complete and hand in on Friday. The middle square is a **must** do. The other two are your choice. You must complete three activities each week.

On Thursday nights your homework is to **study** for Friday's spelling test.

Activities with a ★ can't be turned in. Please have a parent sign the box to verify that you did that activity.

<p>Print to <i>Cursive</i></p> <p>Print each word. Next to it, write the word in cursive.</p>	<p>Pyramid Spelling</p> <p>Pyramid write TEN of your hardest spelling words. You must write neatly! *Example: <i>home</i></p> <p>H HO HOM HOME</p>	<p><u>In order of difficulty</u></p> <p>Write all of your words in order with the hardest word on the top and the easiest word on the bottom of the list. Write top five hardest words 3 times, the next ten words 2 times, and the last five once.</p>
<p>SPELLING CITY★</p> <p>Go to www.spellingcity.com to play a game connected with this week's spelling words.</p>	<p>Bubble Letters</p> <p>Write your spelling words in bubble letters. After you write your words in bubble letters, color your words with a crayon or colored pencil.</p>	<p>How much?</p> <p>Write your spelling words and add how much they are worth. Consonants are worth 5 and vowels are worth 7. Told=5+7+5+5=22</p>
<p><u>Sentences</u></p> <p>Write a sentence for ten of your hardest spelling words. Make sure they are grade level sentences (at least seven words in a sentence).</p> <p><u>Underline</u> the spelling word.</p>	<p>Pretest★</p> <p>Take a practice spelling test with an adult. Write any missed word 3 times each.</p>	<p>Colorful Words</p> <p>Write your spelling words 3 times: once in crayons, once in pencil, and once with an ink pen.</p>

Please keep in homework folder for the entire week.