

# MY NEW LIFE WALKTHROUGH v. 2.1

Made by Kertug

**This play through is without a mod for the first critical quests, I just use some cheats like money, to easy up the game a little. If you choose to play with mod (when is available) some events may start a little different (sooner or later). Do not start any other quest before you finish Rachel, Maria, Dad and Sarah's Quests.**

## **Intro: Play it.**

- Enter your name.
- Select if you want to see the Intro or not. o **TIP:** You want to select yes because your relationship with Laura and Maria will not improve if you skip.
- Maria answer: Yes Ma'am.
- Laura answer: Thanks Laura.
- Once the introduction is complete, you are transported to school up to the First floor.
- You have a conversation with Alex, also at this point there is a demonstration of how to play the sex scenes and also Alex tells you about sex training with Jet at her bookstore in East Town, after the scene with Alex ends get out from the toilet and talk first with Morgan (The black dude outside of toilet).
- Talk to all other classmates. ( Tyna (answer nothing), Jason, Tom, Get in the classroom and continue after the demonstration with: Daisy, Nadine, Ronald (He tells you about Tynimon cards read the dialogue), Christian (answer No), Charles, Sandra, Brenda, Phil and Rachel)
  - o Marckus will give you Milf's Hentai Magazine.
  - o Answer to Tyna : Nothing
  - o Answer to Christian: No.
- After talking to all of your classmates, walk to the chair in front of your desk and click to attend class.
- At recess you will transport to the courtyard and speak with Rachel, choose the option; "Throw a Compliment.", this will increase your relationship with Rachel
- Christian will walk to you and you will fight, you will be taken to the infirmary, watch the scene, your relationship will improve with Ms. Gyna and Rachel
- After the scene you will automatically attend the second class and you leave from school. This begins the Rachel Quest.
- Go back to Old Quarter.
- Go back home. Look at the small tutorial in your house.

**I recommend to Backup your saves every time you finish quest lines, so if you made an error you be able to correct it.**

**Tip: you can use the clock outside of Maria's room to change the time if you don't have Firebane's mod, also if you use the clock outside of living room the time goes to 20:00.**

## **Rachel Part 1:**

Visit Rachel at home during the afternoon (on weekends you can also visit in the morning). She lives in building 5 in Old Quarter.

- a. Watch the Scene
- b. Leave her House

**Here is a good time to buy a car from Golden Town. Go home and use the lamp beside your PC, input 1640 for password and use the cheat to add money.**

Go to the food store (take the road to the right from bus stop) in East Town go right to food store and buy chocolates, then head to Golden Town (North – East of East Town), when you are in Golden Town head south east to the car dealer and buy a car (choose a fast

and expensive one to impress Beth and Laura at her quests later on). **To get out of your car:** there are parking lot in every town on map except Old Quarter, there you have a parking beside your home, the parking lot in each town have a cycle, there you can park and get out of the car. While you are back to East Town park your car in parking lot and go to Jet's book store to start the Special Lessons, Jet's store is above and left from food store, speak with Jet and select Special Classes, you can do one lesson per day so you need ten lessons five for Endurance and five for Ability. Select the lesson you want and go to the door left from Jet to start the lesson.

Go to sleep.

Next weekday go to school.

a. In class talk to Rachel. She will be upset with you, talk her again and give her the chocolates.

b. Rachel will forgive you and she ask you to call her for a date.

c. Attend to class (sit to the chair).

**(Here It is a good time to start first Daisy and second Beth recess in between, do only the recess do not continue her quests, leave it for later time. For Daisy's recess, save before speak to her, talk around the classmates, you have a limited time, when you find about the rumor talk again with her and answer always the first choice. You can see Beth's recess info on last pages)**

d. After the school is over, you can use the phone in your items → Main Items or press W to open your phone, to ask Rachel on date. (You can only date in the Afternoon or Evening and **You can only date Rachel, Carol and at later time Shasha and Sarah no other girl**).

After school call Rachel for your first date. (You can see Info for Dating Rachel at last pages)

a. After the date, Rachel will invite you to the alley

b. Maria will catch you in the alley. (**Now you have to begin Maria's Quest Part 1**)

c. You must complete Maria Quest Part 1 before progressing further with Rachel.

### **Maria Part 1:**

a. You will transport to your home and after a little talk with Maria to your room and she comes in to yell at you.

b. The next morning go downstairs and Maria will be waiting for you. She tells you to go to Terracotta fashion store to pick up a package for her. She give you \$5 and her keys.

c. Go to the weapon store (right side from Rachel's house) in Old Quarter and make a copy of her keys

d. Go to New Neighborhood and enter in Terracotta Fashion Store (second road to the left).

e. Talk to the shop girl and she gives you Maria's package.

f. You transported back to Old Quarter, in your house.

g. Maria is standing in front of you, talk to her. Give her the package and you will transport to school.

After school go home to Maria's room take a copy of your room key, look for shining stars In room (printer), check Maria's laptop press OK when ask for password, go to East Town to continue Special Lessons with Jet, return to your home and at 19:00 hours (you can study or watch TV, click on TV to pass the time) go to living room check Maria's Laptop (left side) to get the password, no need to write it. Go to your room and sleep.

Next weekday morning before school, go to Maria's room check laptop and read the diary, go downstairs to leave for school, Maria is waiting for you in front of the door talk to her and she tell you you are grounded, after school (**do not skip school it is important for Teacher's quest to trigger faster**) do the chore she gave you (4 times, count on weekdays only). Each day after the chores go to East Town for the Special Lessons with Jet. (Weekend nothing to do with Maria's quest, so continue the Special Lessons with Jet and If you cheat for money go to New Neighborhood and purchase from computer store games to increase YouTV reputation, also is good to study).

Continue to do chores and Special Lessons until Maria take's you to her sister house. At sister house take the 4 boxes, go upstairs and put them on the cycles, when you finish enjoy the scene. After the scene with Maria's sister is over, you transported back home, go to sleep. Next day morning before school, look at Maria's laptop, go to school and at this time if you follow the walkthrough the Daisy's recess is finished so begin Beth's recess, for info about her recess look at last pages. After school go straight home, get in to the living room and watch the scene, after the scene go for a Special Lesson and go back home, (**here if you didn't do Jet Special Lessons is a good time to use cheats to increase sex skills "Sexual Skill and Sexual Resistance" to be able to see some night visits from Maria**) at the same night 24:00 hours go to living room (**Do Not Talk To Laura**) and watch TV (click on TV) Maria will come to watch TV with you, after that you transported upstairs and MC goes to Maria's room, enjoy the scene, in the middle of the scene Maria's sister calls you and invite you to go out (be patient if after her dance may take some time to see the next dialog), after dance is over you two return to your home enjoy.

Next weekday before go to school, check Maria's laptop, go to school (continue Beth's recess), after school go to Jet for the last lesson, return to your home and spent time until 23:00 hours, at this time go to living room and watch TV, Maria appears after you finish watching TV, click on her to see the scene, after that go to sleep, Maria visits you when you are sleeping. If you follow this walkthrough step by step the next day must be Saturday, spend time until 19:00 then go to living room **enter from the right door** to see the scene, go to sleep and Maria visits you when you are sleeping again. Sunday spend time until 19:00 hours and at this time play console game (left side from center table) in your room enjoy the scene, go to sleep.

Next weekday before you go to school, check Maria's laptop, go to school (continue Beth's recess), after school spend time until 19:00 hours then go to Maria's room and talk to her, enjoy, after the scene is over spend some more time until 24:00 hours then go to Maria's room and try to touch her while she sleeps. The first time she will awake (You can do this on any night. As you increase your stealth you can progress further), go to sleep.

The next morning when you leave your house a girl will run into you and steal \$5 of your money, You can now begin stealth training (I suggest to use cheats to increase your stealth to avoid the training grind, use the lamp right from your PC, input 1640 for password).(**The next days until weekend, go to school every day, continue and finish Daisy's and Beth's recess and finish Jet's Special Lessons if you didn't finish them earlier (does not matter if you use cheats you must finish the lessons), do not do anything else just study and increase your YouTV reputation, in the meantime, if you didn't skip classes, a Chem class scene triggered, (Friday), clean the mess and talk to Mrs Jordan and she will give you a key to put it back to principals office, enjoy, after this scene ends, go and talk with Marcus at his house, needed for Beth's quest at later time**).

On the weekend in the morning go and find Maria on the beach in Old Quarter and talk with her.

a. She will ask you to join her on the beach answer Yes.

b. Go back home and into your room and in the closet with white arrow right from the lamp, take your swimsuit

c. You transferred back to the beach, talk to Maria. Enjoy the scene.

d. On the same day at night while you sleep, Maria will wake you up, enjoy.

e. If you spend time with Maria on Saturday, spend Sunday studying increasing your YouTV reputation, watching TV, ETC.

On the first weekday (**Monday**) morning, after you spend time with Maria on the weekend, go downstairs Maria stands in front of the doorway of your home, talk to her before the afternoon arrives

a. She will take you to her job

- You have to go into the computer of Maria's rival Dr. Robson.
- Grab the money from the office.
- Look on the north wall at the calendar and then on the whiteboard. (If you can't figure out the puzzle the password is 1998)
- Go to the PC and enter the password
- Once inside the computer visit the following in this order: Recycle Bin, Pictures folder, and Documents / Erenipeltol copy the files.
- Get out of the office and talk to Maria. You will transport back home. Talk again with Maria Enjoy the scene.



**You MUST do this mission with Maria before Day 30 in the game.**

**(If you play the game correctly until this point the in game day's must be 22)  
Continue with Rachel's quest.**

## Rachel Part 2:

Next weekday go to School

- Talk with Rachel in the classroom. She will ask you to change the answers on her exam, you have to sneak into the teachers area and don't let them see you, look the image below.



Walk the green line and hide down the hallway at 1

- A teacher will pass you, once she stops run past and over to the right and collect the \$150
- Go down along the path but make sure not to go too fast and run into the teacher walking the same direction.
- Stop at the door marked by 2 and check it out (if you don't the keys won't be in the desk later on)
- Continue to follow the teacher and then grab the honey from the locker then go in the door marked 3.
- Grab the \$5 from the desk and wait till the teacher you were following turns around and goes back the other way.

7. Exit the door marked 5 after she passes
8. Continue to the left and grab the \$15 from the locker and quickly get in the door marked 6 (you may have to backtrack and hide if you don't get there before the next teacher comes)
- ix. Grab the \$5 and the Milf's Hentai Magazine and then go to the desk to get the teacher's room key marked 7.
9. Walk back to the door marked 2 while avoiding teachers.
10. Grab the Candies, Pregnancy Test and \$2 then go to the desk and change the answers.
11. Your character will go to leave and notice Ms. Taylor's coat. You'll get her house key and \$5 then the character will move to exit from a side window

You need to go to the weapon store in Old quarter to make a copy of her keys. You have 1 min 30 sec to get to the store, make the copy, and then get back to the side of the building where you came out of the window.

1. If you arrive on time: You will have a copy of the keys to Ms. Taylor's House
2. If you don't arrive on time: **WARNING:** Ms. Taylor will change the locks at her house and you will not be able to do the Ms. Taylor quest line.

Once you're back inside the teachers room there will be no more teachers in the area. Walk back to the exit on the North-West and when you exit you will transport to attend the second class.

Visit Rachel in her house. She will finish what you started in the alley. When you are about to finish you have a choice to warn her.

- a. **Warn her: More love.**
- b. Don't Warn her : Less love.
- c. Go home and sleep.

**Info: the next weekday go to school and finish Beth's recess. Do not skip school on purpose it is important for Teacher quests later on, the more often you go to school will activate faster the Teacher's Quest. Do not start any other quest before you finish Rachel, Maria, Dad and Sarah's Quests.**

You can visit Rachel at home during the afternoon on weekdays, morning and afternoon on weekends. **WARNING: Do not go to another date with her only home visits.**

**(If you want to finish fast use Firebane's mod to rewind the time and enter again and again at Rachel's house, this is a good time to tell that some quests auto triggered, the time that quests triggers is depended of how you use Firebane's mod, or how many days skip school or go to school)**

Continue Rachel home visits. When your love level is high enough if you talk to Rachel at her home she will ask you to recover her comics.

Talk to the beggar next to her house and retrieve the comics for a fee of \$50.

Go back to Rachel's house and enjoy a new scene.

When your love level is high enough if you talk to Rachel at her home she will ask you for a favor, you have to go to Beth's house to pick up some of Rachel's things.

Take your car or the bus and visit Beth at her home in the afternoon time. Beth lives in house number 4 in High Neighborhood. Second home at right of bus stop.

- a. Enter in Beth's House
- b. Talk with Beth's mom
- c. Go upstairs
- d. Enter in Beth's room and talk with her.
- e. She will return Rachel's stuff.

Return to Rachel's house ( use the car or the bus). Give her stuff back and watch another new scene. Continue visits to increase your love with Rachel.

**From now on save each time before enter Rachel's House.**

**Info: BoN messed the first time sex with Rachel and your sexual skills are reset ed, reload the game, go to your room and use the cheat to increase your sex skills, after that visit Rachel, enjoy.**



When your love level is high enough if you talk to Rachel at her home she will ask to have sex with you.

**Info: (this will happened if you don't use a mod) the next day is the day 30, Dad returns, delay Rachel's quest and start Dad's quest, you can visit Rachel in afternoons when you have free time to finish her quest.**

**For First anal scene** you have to buy Lubricant, go to to Pharmacy or East Town's sex shop and buy it.

**WARNING: when you reach at point to select what to do, don't select other action except sex because of a bug, if you select other action this resets Rachel Love and the next time you visit her she asks you again to go to Beth's for her clothes).**

When you max out your love with Rachel, talk to her at recess time at school and she will invite you to bathroom, enjoy.

### Dad Part 1: (Day 30)

When 1st part of Maria's quest finished, at day 30 Dad will come home and give a gift to each member of the family.

a. you will be transported to school (**do not enter the school**)

b. Return home and visit Maria and Dad's room, enjoy. (**You can visit Rachel, MC says that is mess up and he have to visit Morgan, ignore it, this dialogue remained from previous versions).**

The next day morning when you wake up you will see Dad in the hallway talking on the phone.

a. Watch the scene and then follow him outside of the house, do not get too close (keep about 4 boxes away)

b. Follow him through New Neighborhood into Commercial Neighborhood and into the alley.

c. Watch the scene

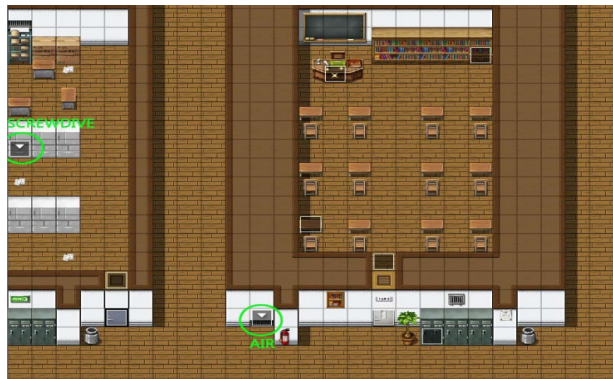
**(Free time take your car from parking lot right side from Hospital or the Bus and visit Rachel, depends of your play through, this visit is the first anal scene, make sure you have lubricant, ig you have lubricant talk to Rachel again or else go to pharmacy to buy it and return to Rachel).**

The next weekday go to school. The director will stop you when you enter and have a conference with you and Dad.

a. When you leave the meeting go up to the first floor and head over to the east wing.

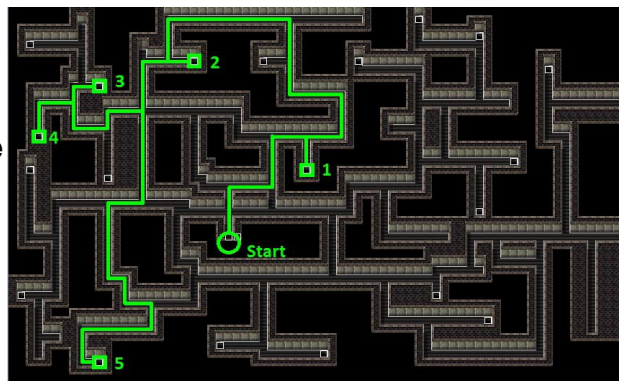
b. Travel to the room on the bottom left of the map and go inside to find a screwdriver

c. From there exit the door and near the door to the right you will see a ventilation shaft. (You can't miss it there is a big arrow blinking on it.) use the screwdriver to open the shaft and climb inside.



Refer to [Image] to see the path and location of all interesting events (**watch the time limit**).

1. Spy Brenda
2. Spy Carol
3. Spy Ms. Gyna
4. Spy Pam and Nadine
5. Spy on Dad



After class go to your house and Dr. Robson will be outside in front of the mail box. Talk with her.

On the same day go to your home at 18:00 and speak with Maria in the kitchen for another scene. **(IMPORTANT: This must occur on the day you talk to Dr. Robson, once your father speaks to you at night the opportunity is gone).**

**(Visit Rachel, this visit max out Rachel's love and officially ends her quest)**

When you return Home and go upstairs, you transferred to your room and Dad will come to your room to talk to you.

**(At this point if you didn't finish Daisy recess, use cheat to finish it, you need it to see a scene, Daisy HJ in changing room with Kayla).**

The next weekday morning go to school. Dad will come to pick you up at the school after class finishes.

He will take you to meet Warren.

i. Warren will talk to you, he will offer to give you something. You have three options (women, money, luxury)

ii. Women: sex with warren's whore. (My choice)

iii. Money: \$500

iv. Luxury: Alienmecha PC

b. After your choice Warren will ask your Dad to go pick up his niece. You will go with Dad.

c. You will meet Kayla. In the car let her do what she wants.

d. Upon arriving at Warren's house, Steve will talk to Dad and the two will leave. You will have to attempt to listen to their conversation.

e. Walk to your left and check the door to Warren's office to see another scene. (Green Circle on [Image])

f. Enter the room on the upper right of the map with piano in it and you will see the stars for where to go. (Red Circle on [Image])

g. Push the chair over to this spot to climb up and listen.



h. When the scene ends Kayla will catch you. She will ask you to take her to buy clothes.

**(IMPORTANT: Save your Game. You can lose the driving mission and get a game over.**

i. In the car she will make advances at you. In this scene press the buttons that appear on the screen before they disappear. If you fail 3 times, you will die and the game will end.

j. Once in the store watch the scene and then you will transport to the dressing room.

k. You can spy on the women in the rooms. (Daisy, Ms. Robson, Kayla).

**Save before.** When you spy on Daisy she will give you a hand job (if you didn't see the scene reload and try again).

l. Choose the dress you like best on Kayla

m. Return to Warren's house. When you are outside return home.

**Now back to Maria's quest.**

## **Maria Part 2:**

When you are return from Warren's (use the car or bus from High Neighborhood), **Save the game here**, after midnight and go upstairs you transferred to your room, Maria will come and confront you about what happened in the kitchen. **(WARNING: You will be given a choice, you must tell Maria the truth or your storyline with Maria will end)**

a. Tell the truth.

- b. You will have sex with Maria. (**Make sure your sex skills is maxed. Maria is very good in bed so she will deplete your stamina faster than other girls, it is important to satisfy her at this point, if you fail reload and try again**).
- c. You will talk some more and she will leave the room. Sleep.

**Now back to Dad's quest.**

### **Dad Part 2:**

**Do not go to school the next day, ignore this if is weekend.**

Spent time until night, (**Free time visit Rachel, if you see a menu for what to do, select only sex scene, if you choose something else Rachel's Love resets**) go to your room, Dad will come and find you in the room.

Watch the scene in the alley.

**Now we go to Maria**

### **Maria Part 3:**

Next weekday when you go to school Maria will be waiting for you outside the school

- a. She wants you to come and see her boss.
- b. The meeting with the boss will end outside Otter Laboratories, Maria will leave.

**At this point make sure that you have complete Rachel's quest and her love is at max before you continue.**

### **Sarah:**

You are outside of Otter Laboratories, take your car or bus (the car is in parking lot at right side), visit the News Stand in Old Quarter beside pharmacy and buy the first Tinymon card for \$20. Go to Sarah's room in your home during the afternoon 15:00 to 17:00 hours and give her the card then watch the scene. Leave and go check out the vending machine near the beach in Old Quarter [Image]



Go to the construction site in Old Quarter and speak with the foreman. He will tell you he thinks his wife is cheating and will offer to help if you can find out. He'll give you the keys to his house to find evidence. (You can now begin the foreman's wife quest.

You must complete foreman's wife quest before you can progress with Sarah

### **Foreman's Wife (Sharon):**

Go to the foreman's house during the morning (next day) to spy on his wife. The foreman lives in building 5 of New Neighborhood beside food store.

- a. Enter in house **important** and take all items [Image]
- b. Go upstairs
- c. Discover the Foreman's wife with her lover.





d. After talking Sharon will give you three options: (the options do not change any outcome of the story)

i. 100\$: She gives you \$100

ii. 1000\$: She gives you \$100 and a Blow job

iii. Fun with that body: fuck her and finish with a Blow job. :)

**Save you game before talk with the Foreman at the construction site in Old Quarter.**

You have two options: (**CAUTION** This decision does influence the development of the story)

i. Betray the wife

ii. Cover the wife:

**CHEAT OPTION:** If you edit your save file you can cheat and make both choices to progress both storylines simultaneously.

**Choose both to Betray the wife and Cover for the wife of the foreman**

**When you are confronted with the choice to Betray or Cover for the foreman's wife**

**choose either option and you can edit your save file to go back and choose the other leaving both quest lines open.**

**Make your choice with the foreman**

**Save the game**

**Open your save file in a save editor**

**Take note of the value of variable #33 Evento Cartas (Write it down)**

**Edit variable #33 Evento Cartas = 5 load your game**

**Speak with the foreman again and make the opposite choice**

**Save the game**

**Open your save file in a save editor**

**Edit variable #33 Evento Cartas back to the value you wrote down load your game.**

**You can now continue to follow both paths in the Foreman's wife quest line**

Return to the vending machine and talk to the man standing next to it. He will help you retrieve the card underneath.

**Option 1: Betray the wife**

On the weekend travel to East Town, The yoga teacher

is waiting for you, he will approach you and steal your money. \$100

Go to Old Quarter. Speak with the foreman at the construction site. He wants you to discover where the yoga teacher lives.

Travel to New Neighborhood. See where he lives

Go back to Old Quarter. Speak with the foreman again. He will give you \$300

You want to alert the yoga teacher about the danger from the foreman.

More content in future updates.

**Option 2: Cover the wife**

On the weekend go to the beach in Old Quarter. Sharon is on the beach. Speak with her. She thanks you and asks for your telephone number and say's she will call you.

Wait until at least Day 25. After this day when you enter the school map Sharon will call you and tell you to come to her house and visit some time.

Go to the food store in new neighborhood and buy wine.

Go to the Foreman's house any day in the morning and bring her the wine. She will have sex with you. a. You can repeat this event whenever you want but make sure you bring wine each time.

End of Sharon Quest. Possibly more content in future updates.

You can continue Sarah's quest (if you are not near a weekend) and finish this quest line at next weekend.

**Back to Sarah:**

Go to school, after school, after school you Dad will come and take you to the yacht, enjoy and check your Dad's look when you fuck the third girl, after all that go to Sarah's room in your home during the afternoon and give her the second card you took from under the vending

machine, watch the scene. You have two options to choose from. (These options do not change the story)

a. Cum on her ass. - Less Love

**b. Cum in your hand. - No love lost**

After midnight (24:00 hours) use the copy of Ms Taylor's key to enter into her house. Ms. Taylor lives in house 4 of Old quarter.

a. Take all objects [Image] and put the sleeping pills you found during the foreman's wife quest into the tea bottle in the refrigerator.

b. Go into Ms. Taylor's room and take a picture of her boobs.

c. You will have a choice to jerk off on her or leave. Neither decision influences the story.

Next weekday go to school. In the classroom speak with Ronald. He will be in front of Ms Taylor. Give him the picture and receive the third Tinymon card

After school go to Sarah's room in your home during the afternoon and give her the third card you received from Ronald. You have two options to choose from. (**WARNING:** This decision does influence the development of the story)

a. **Leave Card:** When you go to sleep at night (must go to bed before midnight 23:00 hours) Sarah will come in to your room and give you a surprise scene

b. **Leave Her:** When you go to sleep at night (must be before midnight) Sarah will come in to your room and steal the card. (**WARNING:** If you choose this option your story line with Sarah ends.)

Next weekday the morning before 09:00 talk to Sarah in the kitchen of your home. She will tell you that herself and Shasha need to speak with you at school.

Go to School and speak with Sarah and Shasha on the right side of the main hall of the School. They will tell you about another Tinymon card you may be able to get from Shasha's boss at the comic book store. (**your stealth need to be at max, use cheat to max out if you didn't earlier**).

Any day in the afternoon visit Shasha in the comic store (Commercial Neighborhood). Shasha will bring you to talk with Jazmine. Talk with Jazmine and she will ask you to do a job for her boyfriend to get the card.

At night time (19:00 or 20:00 hours) visit the Hornet Pub in Old Quarter and talk with the barman.

a. Enter in the door next to the bar.

b. Talk with guard standing in front of second door and he take you to Nesrot. He will ask you to block a window in the school.

Go to school in the next weekday morning.

a. Enter in the school and see the instructions.

b. Continue all the way to the West path and go up to the Men's bathroom to block the window. You will see stars in the correct spot.


At night visit the school (19:00 or 20:00 hours).

a. Talk with Jacqueline. She will be just outside the gate to the school grounds.

b. After you hop the fence go to the west side of the school yard to find Jacqueline by the window you blocked. Talk with her and enter the school.

c. Take Jacqueline to the Director's Office. It is in the main hall on the East side.

d. Watch the scene, after that go to Director's Office where Jacqueline is and speak to her.



- e. You will transport back to Hornet Pub. Speak first to guard and you talk with Nesrot, he will offer you to choose the girl you want to have sex with as a reward.
- i. Maggie - Raises your Ability
- ii. Yalena - Raises your Endurance
- iii. Miko - Raises your stealth
- iv. Chloe - Futanari

If the next day is weekday go to school and after school in the afternoon time go back to the comic store in commercial neighborhood. Enter in the office and talk with Jazmine. She'll give you the fourth Tinymon card. When you are out of the office speak with Shasha and leave. Take your car or the bus and go back to Sarah's room in your home during the afternoon, Shasha will be there with her. Speak to Sarah and give her the fourth card, enjoy.

### Now start Jet's Main quest:

#### Jet:

Visit the bookstore at night. 20:00 hours.

- a. Watch the scene.
- b. Go to Hornet Pub in Old Quarter (go straight there, if you pass too much time you will fail and end your quest with Jet.)
- c. Talk to Jaqueline next to the Bar, she will give you a gun.
- d. Hurry back to the library. (Don't take any detours, if you pass too much time and arrive late at night in the dawning you will fail and end your quest with Jet)
- e. Watch the scene and you will transport to the hospital. Enjoy.
- f. Watch the next scene and you will transport back home to your room.
- g. Watch the scene with Sarah and then you will go to sleep.

At morning check your Inventory → Items and use the Jet photo you have in the inventory (items). Jet will invite you to visit her at home some time. (Small bug here when you wake up Amy is standing in front of the door inside your room, to get out just click on her and finish the scene).

If the day is weekday go to school.

At night (19:00 or 20:00 hours and before 00:00) visit Jet at home. Jet lives in building number 1 of East Town enjoy the scene and Jet will ask you to help her.

At night before 00:00 (to go there at 23:00 use your car) go to Annie Garrison's house in High Neighborhood, house number 7 [image].

- a. Talk to the guard out front and you will need to find another way in.
- b. Go to the back of the house by the water and find an old man, he will ask you to steal panties for him.

**SECRET:** If you didn't get the rope before you went all the way to high neighborhood and don't feel like back tracking, you can check the mailbox in front of house number 8 in High Neighborhood (Daisy's house) and you will silently get a rope in your inventory.



On the same night or a different night if you choose, visit the houses 1, 2, 4, 5, 6, 8 in High Neighborhood. Click on the arrows at each house (**WARNING:** at Beth's house if you see 2 arrows pick the left one only, if you pick the right you get a black screen and you have to load at earlier point). You will need to have a stealth level of at least 12 to complete this task. You also will need a rope in your inventory. You can buy this at the Gift shop in commercial neighborhood.

Talk to the old man behind Annie Garrison's house again. (If you decided not to do this on the same night when you steal the panties, remember he will only be there at night before 00:00)



a. Alert Save before Enter the house  
**(WATCH IF THE GUARDS SEE YOU, YOU WILL BE KILLED)** (See [Image] for all items and reference)

b. Once inside the house follow the guard south down the hallway and enter the big room to find \$5 in a bookshelf.

c. Go back from where you came and turn right down the center (West-East) hallway. Visit the second office and pick up the password.

d. Walk to the room with the computer and you can find \$5 in one of the cabinets. (The image which comes from the official guide say's sleeping pills are in this room too, but this appears to be bugged.)

e. Walk to the PC and enter the password (3542). Touch the PC again and activate the statue.

f. Go back to the statue near where you first transported into the house. Activate the Button.

g. Travel back to that middle hallway and go all the way to the right to the end of the hallway and turn left to go north. You will see stairs. Go down to the basement.

h. Pick up all the items in the basement [Image] (\$150, Pineapple PC (you can only have 1 PC in inventory so if you have a better one already, don't take this), Expensive Perfume, PC Game, \$75, Bullets). Talk to the girl in chains and free her. You will transport near the window where you first came in.

i. Walk south back to that center (West-East) hallway and walk to the third room.

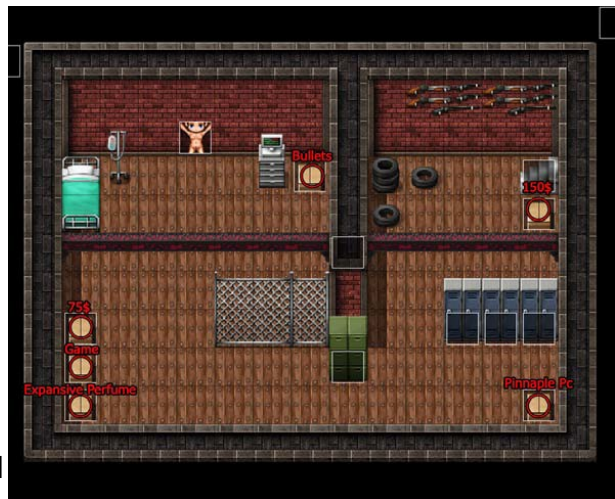
j. Get the Whiskey from one of the dressers and then touch the girl sleeping. You will find the 5th Tinymon card (Xorlax) for Sarah's Quest, complete the next options until you cum in the cup.

**SECRET:** If you touch the clock on the wall in sleeping girls room left from closet, it will tell you a number. This number is your stealth level. Each time you touch the clock it will increase your stealth by 1 allowing you to instantly max your stealth.

k. Go out of the room and head to the right down the hall, turn left and then left again toward the center of the room toward the stairs to the top floor.

l. When you go far enough [image] a scene will trigger. Watch the scene and go upstairs.

m. On the top floor walk to your left and turn down the hallway [Image bellow]. At the end turn right toward the center of the room. Enter the first room on your right with two safes inside. Open the safes to get an Ultra Rare Jewel and \$350.





**Save here, some times at this point the game is stuck.**

n. Exit the room and head to the left from where you came. When you get far enough another scene will trigger. Watch the scene.

o. You will be inside Annie Garrison's room. Leave the jewel in the clothes hanging in the center of the room stay there **don't move** until you will hear the guards and need to hide.

p. Just to the left of the clothes in between the fireplace and the bathroom are two closets. Hide in the left one, **do not press any button, keyboard or mouse to fast forward simple clicks only, until the scene ends, some times the game stuck.** And watch the scene.

q. MC walks toward the room to the right of the fireplace and enters the room. Enjoy the scene with Annie (**Pregnancy hint**).

r. When finished look in one of the bookshelves to the right to find Jet's Papers then exit the room.

s. Try to leave Annie Garrison's bedroom and you will be stuck because the guards have returned outside.

t. Walk to the desk to the left of the room where you met Annie and find a Pen. On the desk just to the right of the same door you can find Paper. Your character will write a note to the guards. Walk to the door where the guards are and slip it under the door to escape. Go home and sleep.

Next day return to Jet's (**do not skip school if it is weekday**) house (**Save your game before enter**) at night (19:00 or 20:00 hours) to bring her the registry. Enjoy.

**WARNING: You will be faced with a choice that impacts the progression of the story line: BETRAY JET or HELP JET. I choose to HELP JET.**

### **TO BETRAY JET, CHOOSE YES.**

You will transfer to Warren's house. Speak with him to tell him about Jet's plan.

Return to East Town in the morning and find Jet outside her home and you will be transferred to Mr. Gibson's house

a. Walk into the woods where you enter. [Image]

b. Go right when you get to the well and follow the path to find a man in goggles i. The man will rob you of \$100

ii. I'm not sure what the purpose of this is, but this interaction will set a new variable that will probably be used in a future release

c. Go back to the well and head north to find the cave.

Enter

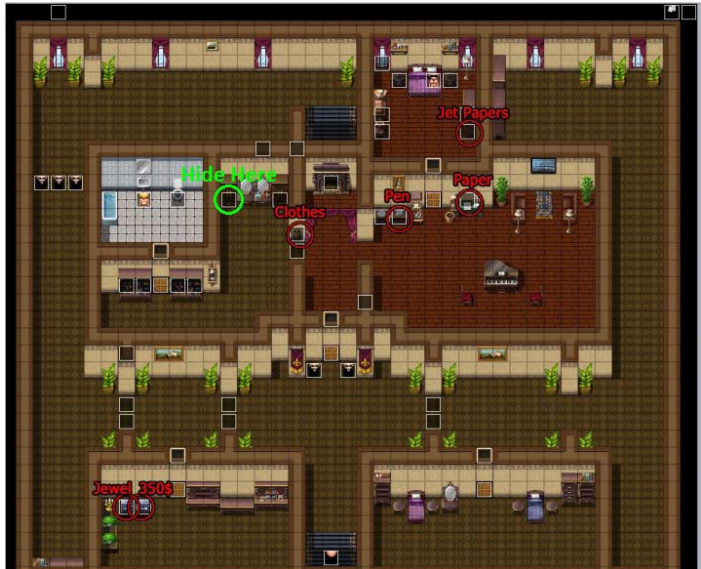
d. Warren will be waiting inside with his guards. He will take Jet and give you a reward

e. This ends this quest line for the current release and probably Jet's quest line.

### **TO HELP JET, CHOOSE NO.**

Return to East Town in the morning (you can skip school) and find Jet outside her home and you will be transferred to Mr. Gibson's house

a. Walk into the woods where you enter.







e. Now you are on the final floor. [Image]

i. Walk until you see Dialogue with Chloe  
ii. Enter in the room to your left, be careful here because there is a guard, avoid him seeing you.

iii. Enter the room on the Southwest and speak with Chloe

iv. You will transfer into the hallway, watch the scene and wait.

v. Enter the door in front of you and go to the computer.

vi. Walk to the left and check the door to see Chloe and Jet

vii. Continue left and check the panel on the wall next to the big door. You will need to solve a puzzle.

1. Top Row - Yellow

2. 2nd Row - Green

3. 3rd Row - Blue

4. Bottom Row - Red

viii. Enter the big door and grab all the items.

**WARNING:** make sure to grab the birth certificate last or you will miss out on the other items.

f. You will be transported outside the mansion in the woods. Speak with Jet and select only Jet or Jet and Chloe, if you select both girls you have the choice to fuck Chloe, enjoy. You will transport to High Neighborhood, if it is weekday take your car or bus and go to school. At night (19:00 or 20:00 hours) go to Jet's home enter and speak with her, enjoy.

The next day (if it is weekday always go to school) visit Jet again at the same hour. Speak with her and she tells you that all you have to do now, you have to visit Civil Registry to take all her documents back, also tells you that Steve Warren has Civil Registry, go to High Neighborhood at 20:00 hours, take the car or the bus. To enter Warren house enter to the sewers right from Morgan's house, go to the left until you see the ladder with a white arrow, start Jet's mission.

When you are in the house you have to avoid the guards, leave the room you are in, head to the left and go upstairs, check the room to the left, then enter the top room you will see a white arrow on the phone click on it, return back downstairs, **save**, avoid the guards, go all the way right to the stairs and go up until you be able to see a large room to the left, enter the room and click on the arrow at the right side to take the documents, you transported back to the sewers go right until you see the ladder and leave the sewers. The time is 21:00, **Important**

take your car and go to East Town to Visit Jet enter her house and speak with her, enjoy.

Next day, if it is a weekday go to school, (**probably at this point depends of your play through, the Teacher's quest activated during gym class, to see the gym scene depends of course of how many days you go to school, leave that quests for later time**).

**Note:** after the gym scene in the next school days Ms Turner quest will activate and it start with a quiz, ( if you use Firebane's mod to rewind or forward the time, the start this event it depends how you play the game and how many times you go to school),

**Quiz answers:**

**When Elisabeth II's coronation?: 1953**

**When did Christopher Columbus discover America?: 1492**

**Who discovered penicillin?: Alexander Fleming**

**When did WW II begin?: 1939**

**When was Leonardo da Vinci born?: 1452**

**What colors are the Honduran flag?: Blue & White**



**You can now begin visits to Ms Turner. After Ms Turner in he next school days activate Mrs Jordan quest and last Ms Liz. More info at the end of this WT at section Teachers Quests, leave it for now).**

after school at 19:00 or 20:00 hours visit Jet again, when you enter her house you will see Warren with his guard and Jet, watch the conversation, after the conversation ends enjoy the scene with Jet (anal). Here Jet's quest is finished, from now on you can visit her in her home at night (19:00 – 20:00 hours).

**Now Back to Sarah's quest:**

Now that you have Xorlax card, go to school if it is weekday and after school go to Sarah's room in your home during the afternoon and give her the card. She will tell you she wants to put a stop to what you are doing because she has a boyfriend now (pass the time if the next days is weekend).

Next weekday go to School and talk with Shasha in the main hall, she is standing beside the right stairs. She will tell you Sarah is in the library with Roger

- a. Go to the West side of the school and visit the library.
- b. Walk far enough west in the library and you will see Sarah with Roger. You will hear them talking about a party on the weekend.
- c. Either exit the library or talk to the librarian and he will interrupt Sarah and Roger. Neither decision impacts the game.
- d. Go to the first floor of the school, where your class is.
  - i. First talk to Jason he is standing across to your classroom door for an opportunity to raise your relationship with him. Ask him about the party and when he asks if you want to get together for a private party choose "we'll get together soon". This will raise your relationship with Jason to 10. This can only be done once while you are trying to find out where the party is.
  - ii. Now talk to Morgan, Pam, Daisy, Brenda, Tyna and finally Rachel (you must have finished her quest and max out her love to see the scene) she is in the Girls Bathroom.
- e. Enjoy the scene with Rachel (is the scene that Carol see your penis, you need that for Carol's quest)
- f. Go to the men's bathroom and talk with Beth to have her invite you to the party.
- g. Go to class.

Any night before the party, ensure you are at home at 20:00 when Sarah takes her daily bath. Spy on her in the bath. When she is finished, enter the bathroom after her. You will find her Diary in the bathroom. Select first choice and read all pages.


- a. On the same day wait until after midnight (24:00 hours) when Sarah has gone to sleep. Walk to her door and you will notice it is open. Enjoy the scene. (**Note:** this has to happen on the same day you read her diary or you will miss your opportunity to view the scene).

The next weekday go to school,

Spend the next days (do not skip school) until the weekend (Saturday is suggested) and at night, 20:00 hours, visit Beth's house in High Neighborhood. (House number 4)

- a. Speak with Beth outside to enter the party
- b. At the party you must prevent Sarah from having sex with Roger. You must avoid Emily because she will distract you and waste time. If Emily catches you three times she will rape you and you will lose the possibility to stop Sarah.
- c. Use the path indicated in the photo [Images] to minimize distractions (You must have less than 9 distractions to make it on time).





1. First wait where you spawn in the house until just after Emily passes you. Then follow her to the left down the lowest path then turn right to go up to the other room. You should run into Pam here for your first distraction.
2. Continue heading north and around the table to the right. You will run into Jason. He will distract you for a second time but also give you a stink bomb.
3. Go South from Jason and then turn left to the central hall and another quick left toward the upstairs.
4. When you get upstairs make sure you stop on the square in front of the door just to your left to see Beth and Tom having sex for distraction number 3.
5. Continue from there north up the hallway. You will get stopped by Rachel and Tyna. Distraction 4.
6. Next continue up the hall. As soon as you pass the next two people go to the right and walk against the wall until you hit the opening to the piano room on your right. Enter this room and walk along the south wall of the room until you come to the first door. Check the door to see Christian and Daisy. Distraction 5.
7. Walk back to the left the way you came along the south wall for about 2-3 squares and then turn to go north. Once you get to the top turn left and go through the opening back to the hallway and you'll run into Shasha. Distraction 6.
8. After talking to Shasha go to the door straight in front of you on the left wall where Sarah and Roger are inside.
9. You will be given a choice of how to stop them. Anything other than the **Stink Bomb** will result in a loss of love with Sarah.
10. You will be transported outside the party. Go home. (If the day remain Saturday, don't panic, spend the weekend and continue Sarah's quest).  
The first weekday morning following the party you will run into Sarah and Roger when you leave your house.
  - a. you have a talk with them
  - b. After you call to Jet, Shasha will come around the corner and offer to be your date if you help her.
  - c. **DO NOT GO TO SCHOOL !!!!**
  - d. Go to Beth's house in High Neighborhood (house number 4) and sneak in the window indicated by the flashing arrow to the left.
    - i. Check the computer on her desk. It will need a password that you don't know. The dog will bark and Beth's mom comes in. Watch the Scene. When it asks if you want to record the

scene, do it. This video is handy for Beth quest later on. After the scene you will have the password.

ii. On Beth's computer click the webcam to sync her webcam to yours. Then click the video to delete it for Shasha.

iii. Once you leave a car will pull up and it will be Marckus. Go with him to his house.

iv. Talk to Marckus and you will have to go to the bathroom while he tries to find something.

v. Talk to Marckus' mother in the hallway. Help her in the kitchen.

vi. Get out of the kitchen and look at the sister's room to spy her.

vii. Return to Marckus room and he will give you Xpowder.

e. Spend time until you transport to your room at 22:00. Sarah will be in your room and you will leave for your double date. (**WARNING:** This is your last chance to save before you have to make a choice that will impact the story line. I recommend you save on two different slots to cover both choices)

f. On the date choose the correct drinks for each person.

i. SHASHA: Vodka with Lemon

ii. ROGER: Beer

iii. SARAH: COLA

g. Choose to put the Xpowder in SHASHA's drink. Other choices will ruin your chances with either girl, I choose Sarah, but if you save the game before the double date you can load and see the scenes. **Info: doesn't really matter which girl you choose, you can have them both, in extra version of the game.**

h. Watch the rest of the date scene and in the end you will be given a choice to go with Sarah or Shasha. (**WARNING:** The adventure line will be finished with whichever girl you don't choose if you don't have the extra version of the game.)

### **Choose Sarah or Shasha**

If you choose Sarah:

After the date you will transport back home and speak with Sarah. She will invite you into her room.

a. You have 2 choices of what to do with her. Neither impact the story but they will give you different scenes to watch.

b. Sarah will give you the keys to her room, with the keys you can start to do the Sarah nighttime events see them at the end of Sarah's quest.

The next weekday go to school in the morning and speak with Markcus or Morgan outside of the main entrance to find out that Richard has a Tinymon card.

a. Walk up to the second (third for some countries, floor count system) floor and find Richard just to the right of the stairs

b. Speak with him and he'll ask you to meet at his house in midtown

Visit Midtown (Midtown is just north of Commercial Neighborhood) in the afternoon and go to Richard's house (number 2)

a. Speak with Richard and he will ask you to destroy some pictures from your Aunt Maggie.

b. You can also just buy the card from him for \$3000 if you refuse. (**I choose to buy the card to avoid possible bug, if you choose the same skip the next part**).

### **If choose to destroy the pictures:**

Visit Aunt Maggie's house in Midtown you can only enter in the afternoon during the week or on the weekend in the morning and afternoon. Aunt Maggie lives just to the left of Richard's house in the same building

a. Speak with Maggie and she'll ask you to sit for a snack

b. There is a bug, ignore the time limit and proceed as follows.

1. Go Upstairs

2. Enter Maggie's bedroom in the Northwest of the map

3. Find the keys to her office next to the bed

4. Go to the second bedroom across the hall in the Southwest corner

5. Find a note on the table with the PC password, also check the PC at the right side to connect the cousin Mindy camera with yours.
6. Enter the office just to the right of the second bedroom
7. Check the Chest in the room to find the camera and get rid of one of the pictures
8. Check the Printer to find a printed copy and destroy it
9. Go back to Maggie's bedroom to the PC and enter the password 4578
10. Click on the webcam icon and enter the password 5824 to sync her webcam to yours
11. Check all of the pictures except for the one on the bottom row just to the right of the video
12. After checking all others then click on the picture just to the right of the video.
13. Once you destroy this last piece of evidence, enjoy a snack with her and transfer out of the house.

The next weekday after school (if it is weekend just go to Richard house in the afternoon), return to Richard's house in the afternoon

- a. Speak with him
- b. You will obtain the Lunario card [you punch him :)]
- c. Xorlax card will be removed

Visit Sarah in her room in the afternoon and talk with her about the gift you have for her

- a. You will now play as Sarah for a short while.
- b. You will need to get money from your dad. (Do the following to maximize the money he gives you)
  - i. Choose to wear pajama 3
  - ii. Walk downstairs and speak with Dad in the TV room
    1. Choose to turn around
    2. Choose to sit on his lap or not, doesn't matter
    3. Give him a kiss
    4. Choose show your ass
    5. Choose pretend you are sleeping
  - c. Go to the Bathroom and check the door
  - d. Return upstairs into Sarah's room
  - e. Dad will give you money.
  - f. Return downstairs and try to exit your home. You will choose how you want to travel to the mall.
  - g. In the mall visit all three stores and choose what you want to buy for your date. After all three exit the mall and return home.
  - h. Enter into the bathroom and do the following in order
    - i. Take a shower
    - ii. Go to the bathtub
    - iii. Go to the sink
    - iv. Go to the clothes on the floor next to the shower
  - i. You will now play as Mike again and transfer directly to Midtown
  - j. You will see Sarah and go to the restaurant for your date. Make the following choices to ensure a successful date
    - i. Ratatouille
    - ii. Risotto
    - iii. Wine
    - iv. Problems
    - v. Tinymon
  - k. If the date is successful you will transfer outside.
  - l. Walk to your right and see Shasha. Speak with her and watch the drama (**ATTENTION: stand in front of her not behind, she can't leave and you can't move**).
  - m. Enter into the hotel where you transferred in front of after the date. Enjoy the scene. Once you complete this point in the Sarah's quest you transported back to your room.

Next weekday before school, go to the Sex Shop (East Town) and buy the Xtra Size dildo (buy 5 also buy 4 lubricant). Return to your home and enter Sarah's room during the morning, place the Xtra Size dildo on the table next to her bed. Go to school. Spend time until night, at 24:00 hours go to Sarah's room watch her attempt to get the dildo in her ass. She won't get it in. After the first attempt you can use another Xtra size dildo but this time also use lubricant. The next days go to school (you can do that if it is weekend too) and repeat placing both the Dildo and the Lubricant on her table in the morning and visit her room at night (total of 4 times). The second time she will get it in a little further. Continue to use the Xtra size dildo and the lubricant and repeat this another 2 times. After the fourth attempt she will get it all the way in. Once she has gotten it all the way in, you will no longer be able to leave the Xtra Size dildo on her table. Go to Sarah's room in the afternoon, talk to her and she tells you she chosen for qualifying stage of National Tinymon Tournament, read the conversation (she want you to be her partner for the tournament), she want you to steal the Tinymon cards from Shasha. You can go to Shasha's home to steal the cards or talk to Charles (best to choose Charles for a hot scene) when you are at school (**if you play from older and you complete Charles quest, talk to Charles in you classroom, then visit him at home, make sure you have wine with you and talk to his sister Lizzy in her room before speak to Charles and Enjoy**), he is in the classroom right side of the blackboard in frond of the bookcase. To continue with Charles you must start his quest until the point his sister Lizzy give you a BJ (Five visits).

### **Charles:**

To begin Charles' quest you need to raise your relationship to 15 with him at recess (you can use cheat to finish his recess to avoid the grind).

Once your relationship is high enough, speak with Charles outside the school near the playground in order to begin his quest. Charles will asks you to get him a fake vagina.

Go to the sex shop in East Town and buy Charles the fake vagina for \$100 .

**\*NOTE:** It is recommended that you save your game before speaking to Charles in next step so you can return and try all of the choices presented (if you play a new game you will have one option only, a prostitute).

In the afternoon return to Charles in the school yard and bring him the fake vagina. He will tell you that he is a virgin and your character will feel bad and decide to do something to help Charles out. You will be given a choice of which girl you would like to get to help him out:

**a. Marge** - You will have this available choice if you have completed Marge's quest

i. Travel to High Neighborhood in the afternoon and speak with Marge outside of Morgan's house.

ii. Pay her \$400 and she will help you

iii. You will transport back home

**c. A Prostitute** - This option is always available.

i. Travel to Old Quarter in the afternoon and speak with the prostitute outside of Marckus' house.

ii. Pay her \$300 and she will help you

iii. You will transport back home

In your room you will call Charles to come over. Watch the scene you selected and then Charles will thank you and invite you to come hang out at his house whenever you like and that he wants you to destroy his sister Lizzy.

From now on you can visit Charles' house (he lives in house left from pharmacy in Old Quarter) to progress your relationship with his sister.

**a.** When you visit you must first speak to Charles and spend time with him. Then speak with Lizzy outside of her room to progress your relationship.

**b.** In order to progress your relationship you must increase your popularity on YouTV (If you didn't you can use cheat to increase your popularity).



- i. As you increase popularity you can go back and visit Lizzy periodically and advance to the next sexual interaction with her.
- ii. You must have a popularity of above 100 on YouTV before Lizzy will speak to you.
- iii. Once you have achieved a popularity of 1100 you can progress through all of the sexual interactions. However, you will still need to visit her one time for each interaction before you can move on to the next. Continue visits (**do not skip school on weekdays**) until Lizzy give you a BJ. After the BJ scene the next weekday go to school and talk with Charles, he is in your classroom in front of the bookcase, **important make sure you have wine with you**, after school in the afternoon go to visit Charles home, **speak to Lizzy in her room do not speak to Charles**, look the conversation and Enjoy. If you like you can finish the quest before continue with Sarah or leave it for later or you can visit him if you have time during Sarah's quest it doesn't matter.
- c. When you have completed all of the interactions you can continue to visit Lizzy and at this point you can choose whatever sexual interaction you want to have with her.
- d. This ends the quest of Charles.

### Now back to Sarah

When you have the Tinymon cards, go to Sarah room in the afternoon and speak to her twice to start the Tournament (write down Sarah's signals, you have to win a total of 5 rounds, also you can use the clock outside of Maria's room to rewind the time and finish the tournament in the same day).

The next days (do not skip school) continue and finish the Tournament (total of 5 games), Enjoy the first anal scene.

This ends Sarah's quest, you can now have full home sex interactions (Play Console in your room and invite Sarah or Kitchen Table 14:00, Kitchen 15:00 - 16:00 - 17:00 hours, Living Room 18:00 – 19:00 hours, Living Room 18:00 – 19:00 hours, Bathroom 20:00 hours, Upstairs Toilet 23:00 hours, her Room 24:00 hour).

### For Extra Game Version you can have Shasha too.

After Sarah's quest is finished.

The next weekday go to school, speak with Shasha, she stands at the ground floor (make sure you have Expensive Jewel with you, you can buy it at Commercial Neighborhood in Jewels Store).

After class speak with Sarah, she is outside of school beside Tyna (make sure you have Expensive gift with you, you can buy it at Commercial Neighborhood in Gifts Shop. (You can visit Charles if you didn't finish earlier his quest).



The next weekday go to school and speak again with Shasha inside of school. She will tell you to call her to go out. After school, call Shasha for a date, (use your phone→ Ask for a date→ Neighbor→ Shasha) this is the first date (make sure you have Whiskey) you have to do 2 more dates (while after first date you are in your garage, don't go out use your phone so that you can complete the dates at the same day, **INFO: for third day you must have hot lubricant with you**, since after the first date the time remains at 20:00 hours), after third date Shasha invites you to her home.

When you finish with the dates the next weekday go to school, after school visit Shasha, her house is in East Town No 2.

This ends Shasha Quest and you can have home visits, for the first visit when you speak to Shasha choose to call Sarah too, this activates the library scene at school. Enjoy. After the first visit at Shasha's home the next weekday when you are at school, go to the library you can find both girls, speak to one of them and Enjoy.

### **SARAH Nighttime events**

There are several different Night quests with Sarah all with different tasks to complete in order to activate the special scenes. One of these requires you buy items from the Beggar outside of Rachel's Apartment.

- Blowjob in Bed - This is the simplest scene to trigger. After you receive her key, simply enter her room after she is asleep and touch her on the bed. She will ask if you want to sleep with her. You have a 20% chance she will wake you up in the middle of the night and give you a blowjob.
  - Spanking - Buy the Tinymon toy from the beggar. Place it on the table in your room during the morning. Check back at night and the toy will be gone. Enter her room after midnight. As you walk in you will ask her if she stole your toy. You can choose to punish her. This will trigger a spanking scene which will make her more submissive. You can repeat this scene. o **GRIND ALERT:** You must increase her submissiveness to 5 (meaning spank her 5 sessions) before you can get her to wear the butt plug. You can continue using Tinymon toy and forgive her to increase your karma.
  - Dildo - Buy a dildo from the sex shop. Enter Sarah's room at night (but before midnight when she is there to sleep) and leave it on her bed. Enter her door after midnight and you will watch her use it. You can repeat this.
  - Butt Plug - This one almost isn't worth the effort because it is a decent amount of work and the scene is bugged. First you have to make sure you do the spanking scene multiple times to lower her submissiveness. You will need to buy the butt plug from the Sex Shop and then you can place it next to the TV in Sarah's Room at night (before she goes to sleep at midnight). after midnight enter her room and she will ask if you want to sleep with her. In the morning you will tell her you have a surprise for her. You will tell her to wear the butt plug in her ass. If her submissive level is less than 5 she will say no. (You need more spanking sessions). If greater than 5 she will put it in her ass. When you go to school in the morning once you sit in your chair to attend class you will get a shot of Sarah with no panties on wearing the butt plug. o **BUG ALERT:** In this scene you are supposed to see several images of your character putting the butt plug in Sarah's ass and her showing it off to you before you go to school. There is a bug in here where the picture of Sarah lying on the bed asking you to sleep with her never leaves the screen. The image is never erased and all the new images appear behind it. If it weren't for the school scene you would see nothing for your work to get Sarah to wear the butt plug.
  - Blow Job - First enter the bathroom of your house and check out the sink. You will take a picture of your dick and send it to Sarah. If you enter her room after midnight you will catch her masturbating to the picture. When she sees you she will give you a blowjob.
- NOTE:** This is not a new scene. If you choose to go home with Sarah after your date with her and Roger you will see this same blowjob when you choose to play with her ass.

## **Shasha.**

If you choose Shasha after the date with Sarah and her boyfriend:

After the scene with Shasha in the train, you return home.

If it is weekday go to school.

In the afternoon call Shasha for a date, you must complete 3 dates with her: Park, Whiskey store (you spend 300\$) and Beach (make sure you have Hot Lubricant with you, you can buy it in Sex Shop at East Town).

After the dates visit Shasha to her home East Town house 2.

She ask you to stole Tinymon cards from Sarah, to do that go to your home basement and take the lock pick, in the morning go to Sarah's room and steal the cards. You can also choose to speak to Charles (best choice). If you choose Charles talk to him when you are at school (**if you play from older save talk to Charles in you classroom, then visit him at home, make sure you have wine with you and talk to his sister Lizzy in her room before speak to Charles and Enjoy**), he is in the classroom right side of the blackboard in frond of the bookcase. To continue with Charles you must start his quest until the point his sister Lizzy give you a BJ (Five visits).

## **Charles:**

To begin Charles' quest you need to raise your relationship to 15 with him at recess (you can use cheat to finish his recess to avoid the grind).

Once your relationship is high enough, speak with Charles outside the school near the playground in order to begin his quest. Charles will asks you to get him a fake vagina.

Go to the sex shop in East Town and buy Charles the fake vagina for \$100 .

**\*NOTE:** It is recommended that you save your game before speaking to Charles in next step so you can return and try all of the choices presented (if you play a new game you will have one ption a prostitute).

In the afternoon return to Charles in the school yard and bring him the fake vagina. He will tell you that he is a virgin and your character will feel bad and decide to do something to help Charles out. You will be given a choice of which girl you would like to get to help him out:

a. *Marge* - You will have this available choice if you have completed Marge's quest

i. Travel to High Neighborhood in the afternoon and speak with Marge outside of Morgan's house.

ii. Pay her \$400 and she will help you

iii. You will transport back home

c. **A Prostitute** - This option is always available.

i. Travel to Old Quarter in the afternoon and speak with the prostitute outside of Marckus' house.

ii. Pay her \$300 and she will help you

iii. You will transport back home

In your room you will call Charles to come over. Watch the scene you selected and then Charles will thank you and invite you to come hang out at his house whenever you like and that he wants you to destroy his sister Lizzy.

From now on you can visit Charles' house (he lives in house left from pharmacy in Old Quarter) to progress your relationship with his sister.

a. When you visit you must first speak to Charles and spend time with him. Then speak with Lizzy outside of her room to progress your relationship.

b. In order to progress your relationship you must increase your popularity on YouTV.

i. As you increase popularity you can go back and visit Lizzy periodically and advance to the next sexual interaction with her.

ii. You must have a popularity of above 100 on YouTV before Lizzy will speak to you.

iii. Once you have achieved a popularity of 1100 you can progress through all of the sexual interactions. However, you will still need to visit her one time for each interaction before you can move on to the next. Continue visits (**do not skip school on weekdays**) until Lizzy give

you a BJ. After the BJ scene the next weekday go to school and talk with Charles, he is in your classroom in front of the bookcase, **important make sure you have wine with you**, after school in the afternoon go to visit Charles home, **speak to Lizzy in her room do not speak to Charles**, look the conversation and Enjoy. If you like you can finish the quest before continue with Sarah or leave it for later or you can visit him if you have time during Sarah's quest it doesn't matter.

c. When you have completed all of the interactions you can continue to visit Lizzy and at this point you can choose whatever sexual interaction you want to have with her.

d. This ends the quest of Charles.

### Back to Shasha

When you have the Tinymon Cards go to Shasha's home and speak to her twice to start the tournament (write down her signals), you have to win a total of 5 rounds and Enjoy the scene after each round.

This ends Shasha quest, you can now visit her at home.

### For Extra Game Version you can have Sarah too.

After Sarah's quest is finished.

The next weekday go to school, speak with Sarah she at the ground floor (make sure you have Expensive Jewel with you, you can buy it at Commercial Neighborhood in Jewels Store).

After class speak with Shasha, she is outside of school beside Tyna (make sure you have Expensive gift with you, you can buy it at Commercial Neighborhood in Gifts Shop).



The next weekday go to school and speak again with Sarah inside of school. She will tell you to call her to go out. After school call Sarah for a date, this is the first date and you two go to restaurant Make the following choices to ensure a successful date

- i. Ratatouille
- ii. Risotto
- iii. Wine
- iv. Problems
- v. Tinymon

After the first date you two are back home, choose between Ass or Vagina enjoy, after the scene is over she will give you copy of her room key.

After the second date you two are in a hotel room Enjoy.

Repeat the date with same selections until the point she tells you she have a surprise for you, Enjoy.



Here is the end of Sarah's quest, you can now have sex interaction in your home: (Play cosole in your room and invite Sarah or Kitchen Table 14:00, Kitchen 15:00 - 16:00 - 17:00 hours, Living Room 18:00 – 19:00 hours, Bathroom 20:00 hours, Upstairs Toilet 23:00 hours, her Room 24:00 hour). Also if you visit Shasha ant speak to her you can choose to call Sarah, this activate the scene in school library, enjoy. When you are at school if you to the library you can find both girls, speak to one of them and Enjoy.

### Laura:

1. To start Laura's quest put the Milf magazine you received from Morgan when you play the intro (**or if you play from v1.7 save speak to her outside of your house across the road to receive the Milf magazine**), to bookcase in living room where the glowing stars are, spend time until 24:00 hours then go to living room and watch the scene, after that go to sleep.
2. Next weekday go to school and talk to Morgan before enter to class, he is at first floor to the right side of men toilets. After class go to the Kiosk outside of school beside bus stop and take the second magazine then go to East Town and buy a Dildo from Sex Shop, return outside of your home and leave the Dildo in to the Mail Box. Go inside to your home and put the magazine to bookcase in living room where the glowing stars are again, spend time until 24:00 hours then go to living room and watch the scene, after that go to sleep
3. Next weekday before or after school (this also work If it is weekend) visit the Kiosk again and take the third magazine. Go home to living room and put the magazine to bookcase again, go to your room, **Save Game**, spend time in your room until 24:00, Laura scene triggered (if the scene is not triggered reload and try again), after the scene is over go to sleep.
4. Next weekday don't go to school, (this also work If it is weekend) spent some time outside of your home until 10:00 hours, enter your home and leave the shoes to the drawers beside the garage door, go to your room and watch the scene, you transported to Laura's room and at some point she give you a spare key to her room. When you are outside of Laura's room, go back in and fix her PC.
5. If it is weekday and the time is 11:00 hours take your car (only the car if you take the bus or go on foot the you will find the school closed) and go to school. After school spend time **in your room** until 24:00 hours, MC auto checks his cam, watch the scene and go to sleep, Laura will visit you again.
6. The next weekday Laura is standing beside the garage door in your home, talk to her and take her to job interview (you must have a car), MC now have to wait until the interview is over, (**Note:** before do anything Save here) you can go and buy her a present or just wait on sofa. Searching the rooms you can find some scenes there, you can pick only one, the save is a good idea to reload and try to find all the scenes. **Best gift:** Comic Collection  
Get out of the room and head east, take the stairs up, go east again, enter to comic store east side and buy the Comic Collection. Go back to the room where you was to search the scenes.  
1<sup>st</sup> scene. Get out of the room and head north, pass the shops and again north, you will see 2 doors, select the right one, speak to mask man he stole you some money (maybe this is have to do with later updates I don't know), hit the yellow switch, go back to the room where you was, don't go inside continue west to Parking, in parking go south-west you will find a Fan Girl, enjoy.  
2<sup>nd</sup> scene. To see this scene you have to finish earlier Sarah's quest. Get out of the room and head east, take the stairs and go in to the clothes shop in your right, select the second door, head to the dressing rooms the clerk will stop you, talk to her, leave the shop and head back to the road you taken an go to Parking, in there there is some cars, pick the black one, change the license plate and return to clothes shop, select the left door and get in, after the announcement the clerk leaves, go to changing rooms and select the one with Sarah in, enjoy.  
3<sup>rd</sup> scene: Get out of the room and head east, take the stairs up, go east again, enter to games store, you will see a boy to the right down cornet approach him, go back to the police room, beside the one you enter with the mask man in the 1<sup>st</sup> scene, talk to police inside, go

back to the games store and watch the scene, after the thief goes away you will see a cell phone on the floor, use it. Leave the games store and head east until you find the toilets, go in the girls toilet where the shining stars are, enjoy.

After the gift and the searching, Laura calls you and you both go back home, watch the scene, Laura leaves. Give her some time and spend the next few days (**go to school every weekday, until all 3 teachers quests activated**).

7. Next Saturday at 19:00 hours Laura standing beside the garage door in your home, speak to her, after that you transported to Laura's room, check her PC, follow the story line, when you are back to Laura's room choose the first choice, enjoy.

**Important for anal scene.** The next day morning at 06:00 hours go to bathroom downstairs where Laura is in, peep and enter, enjoy.

From now on follow the next hours diagram.

At 07:00 hours, 16:00 hours or 17:00 hours go to her room until 1st Anal (repeatable).

After that all sex scenes are unlocked.

At 11:00 hours in toilet 1st floor Deep throat, repeatable.

At 12:00 hours in beach near old quarter, you can find her on left side from main beach, foot job or Tit job random, repeatable.

Go to your parents room and take dad's headphone from the box right of the safe, at 13:00 - 15:00 hours Laura is in kitchen go there, speak to her she stops you, go and give the headphones to your Dad he is in front of sofa, return to Laura and enjoy, repeatable.

At 24:00 hours go to living room speak to her, watch a movie with her and enjoy, repeatable.

At 24:00 hours to 05:00 hours, in your room play a console game and invite Laura if you choose to win you get: Tit job and Vaginal sex, if you choose to Lose you get: Cunnilingus and Vaginal sex, repeatable.

Special scene (you must have aphrodisiac): in the morning time put aphrodisiac to the food in the kitchen. At night go to sleep at 24:00 hours, enjoy.

End of Laura's quest.

## Amy:

You cannot begin Amy's quest until you have spent 35 days in the game. You must also complete Jet's Quest. Once it's been at least 35 days, visit the Hornet Pub in Old Quarter during the evening 19:00 to 23:00 hours (after midnight is too late). Walk towards the door next to the bar, you'll find Amy's boyfriend Derek sitting with Chloe. [Image]

a. Walk to them and they will enter the private door next to the bar.

b. Follow them in and you will find Nesrot inside.

c. If you have completed the task in Sarah's Quest to get the Zoodra card, Nesrot will try to help you. Otherwise I believe the story line with Amy ends.

In the afternoon 15:00 hours find Amy in the basement of your house. Try to talk to her.

a. When she leaves the room a bag will appear where she was standing, inspect the bag and find her keys

b. Go to the gun shop and make a copy then return to the basement and put her key back in the bag before the time is up. You will have 2 min.

c. Amy will return to pick up the bag. If you fail she will catch you and you will lose both keys. The quest can continue either way.

d. As a side note once you have her key you can enter her room and sync her webcam with yours. You can also start the Amy night time visits.



At night 19:00 hours, return to speak with Nesrot at his office in Hornet Pub, (**WARNING:** Save your game before entering. You will have multiple options with different scenes and only one chance. You can restart and explore them all.)

a. He'll ask you to help him by performing a service for one of his clients.

b. Select which client you want to help. (I choose No 2, here if you have Fireban's mod installed you can play with time to finish this at the same day).

c. After you transport out of the office, go to house number 7 in New Neighborhood. [Image]

d. Go back to Hornet pub and talk to Nesrtot, he will offer one of his girls as a reward. (This is another option to raise your stats)

1. Maggie - Raises your Ability

2. Yalena - Raises your Endurance

3. Miko - Raises your stealth

e. After you finish Chloe will go with you to Derek's house to help you find evidence for Amy.

f. When you arrive outside Derek's house she will ask you to pay her. You can give her \$200 or have sex with her.

g. Once inside Derek's house collect all of the items [Image] (\$15, Expensive Book, Suspicious Package, Whiskey, \$5, \$5, \$15, 10 bullets) and then click on the door at the top right of the room. Return home and sleep.

Next day at 19:00 hours go to basement and talk to Amy she says to leave her alone. MC ... I need to find other way to talk with her...

Go to your room at 24:00 or 01:00 hours (if you auto teleport to your room exit and spend time until 24:00 or 01:00 hours and enter again).

The MC say's that thinking about Amy ... Maybe I should send Amy some pics on WhatsApp.

Let see what happens. After that you teleport to East Town look at conversation. When sitting on bench she smoke doob, I choose to smoke.

**(ATTENTION At this point maybe Jacqueline catches you, this starts Crime Bosses quest leave it for later time).**

**If this happens, wait to your cell, Chloe appears and ask you to fuck her, your choice what to do with her. Wait some more time and Nesrot will came in and tells you to steal Maria's laptop, leave it for later when you are about to start Crime Bosses ques, after that you transported to Old Quarter near Hornet pub).**

Next day (if you want to see the scene again save before) at 20:00 hours go to Commercial Neighborhood, enjoy (not a repeatable the scene, also Amy get pregnant).

Spend 5 days until Amy's continuation quest triggered, at 19:00 hours go to your room, Amy will call you, follow the conversation, if you have in your inventory pregnancy test give it to her, if not go to the pharmacy to buy one, after the scene you must find Matthew (**do not walk or take the bus**) take your car and go to High Neighborhood, park the car in parking lot and go to find Matthew, he is beside the waterfall left from parking lot, talk to him, after the conversation return to your home.

Now it's time to start **Crime Bosses**.

### Crime Bosses:

Travel to East Town at night (before midnight). When you enter the map, Jacqueline will pull up in a car and take you with her. (**If you already happened earlier go to: Enter into Maria's room**)

a. When you wake up Jacqueline will tell you Nesrot wants to speak with you





b. If you chose to have sex with Chloe as payment for help finding proof about Derek, Chloe will come in and ask to have sex with you one last time. Your choice.

c. Nesrot will enter the room and talk to you about your family. In the end he will ask you to steal Maria's computer.

**Enter into Maria's room** in either the morning or the afternoon **Make a save before** click on her computer [Image]. You will need to make a decision of a Mafia selection.



**a. Warn Nesrot** i. If you choose to warn Nesrot at this point you are making the first decision to enter either Warren's mafia or Nesrot's mafia.

1. Leave your house and travel to Hornet Pub in Old Quarter. Speak to the man outside to get him to let you in to see Nesrot

2. After speaking with Nesrot you will return home with Jacqueline to copy files from Maria's computer.

3. After copying the files you will enter your room to verify all the files are good. Your dad will walk in and see you with one of his rivals and take Jacqueline away.

4. Once Dad takes Jacqueline away you have to make your final choice of which mafia you want to become a part of.

1. **Warn Nesrot** - You will become a part of Nesrot's mafia. Continue the part: **Nesrot's Mafia**.



When you choose Nesrot you will automatically transport to his office and warn him about Jacqueline. Dakota will offer to help get her back

a. You will transport with Dakota to Warren's hideout.

b. Walk along the opening in the trees to your left and follow the path to find a cave. [Image]

c. Enter the cave and you will need to find the correct set of stairs that leads up into Warren's hideout. Choose the ladder that is the second one from the left. [Image, Nesrot]

d. Leave the room you start in from the door on the right and then walk straight up and then into the door on your left. You will find a TV remote. [Image]

e. Leave this room and go to the right and turn up the hallway into the room with no door. You will use the TV to distract the guards.

f. Walk behind the guards walk into the room on your left before you check the computer to see Lady X and one of her lovers.

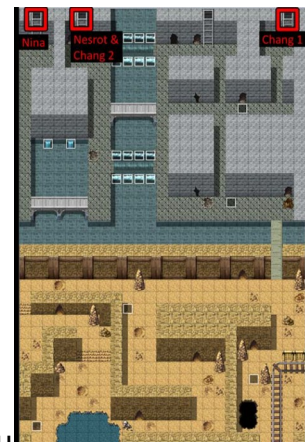
g. Walk to the computer and check it to unlock one of the doors.

h. Walk past the computers to a switch on the North wall. Throw this switch to disable the security sensors. If you don't you will die on your way to the next door unlock.

i. Walk through to the next area on the right of switch where you will see some boxes. Check them to find a suspicious package (nothing there).

j. Head south from the package until you go through a gate and then turn East to the next door you see.

This was the locked door. Enter it and check the computer to unlock door 2.





- k. Go back the way you came all the way past the guards watching TV until you hit the bottom of the screen and turn East and enter the room next to you to find a switch which will open door 3.
- l. Walk back again behind the guards and back to where you found the room that unlocked Door 2. This time walk past the room a little further to find another door which you just unlocked. Enter.
- m. Make your way to the section of the room just to your right where there are a bunch of boxes. Check the sack of flour for a suspicious package.
- n. To your North there should be three doors. Between the Left and Center doors there is a row of wall lockers. Check the middle locker for another Suspicious package.
- o. Enter in the Middle door and rescue Jacqueline.
- p. You will transport back to Nesrot's hideout. Nesrot will bring you in as a member of his mafia. You will automatically follow Jacqueline around as she shows you the hideout where you will eventually end with a reward. Enjoy. After the tour you are outside of the hideout, go in again and buy Weed and fake Tinymon card, buy a lot of them, you will need these for Amy, Sarah extra scenes and Pam's quest.

**2. Go with your Dad** - You will become a part of Warren's mafia. Continue the walkthrough **Warren's Mafia**

When you choose to go with your Dad you will automatically transport to the Garage of your house and tell your dad you want to go with him. From there you head to Warren's hideout.

- a. Warren will talk for a long time about how awesome he is and eventually he'll invite you to be a member of his mafia and will leave you with Bliss.
- b. Bliss will take you to the Brothel section so you can get a reward for your good work.
- c. While you shower to prepare for your reward Kayla shows up in your room and will ask you to come with her.
- d. You will transport outside with Kayla to a shack in the woods. Enjoy.
- e. Nesrot catches up with you in the cabin in the woods and kidnaps you and Kayla.
- f. When you awake Nesrot will call Warren to let him know he has Kayla and wants to swap for Jackie. He'll talk some more and leave.
- i. If you have had sex with Chloe already she'll offer to have sex with you one last time.
- g. Nesrot will come back and you will transport to a lighthouse where a swap is made to get Jackie back.
- h. You arrive back at Warren's hideout where he will welcome you in as a member of his mafia. You will automatically follow Bliss around the hideout while she shows you where everything is. After the tour you are outside of the hideout, go in again and buy Weed and fake Tinymon card, buy a lot of them, you will need these for Amy, Sarah extra scenes and Pam's quest.

**b. Warn Maria**

- i. If you choose to warn Maria you are making the first decision to enter either Mr. Chang's mafia or the Russian mafia.
- ii. When you choose you will automatically leave the house. You will be picked up by a mysterious limousine when you leave by the head of the Russian mafia named Nina.
- iii. Nina will tell you about the Russian mafia and ask you to think about joining her, she will then drop you off at Otter Labs where you can meet up with Maria.
- iv. When you warn Maria you will be given your choice of how to help her, either talk with Mr. Chang or see if the Russian's can help.

**1. Go with Chang** - When you choose Chang one of the Russian's will show up and offer to help Maria. She will choose the Russian's and tells you that this is where your story together ends (**BoN change this part and it doesn't matter which Mafia you will select**) . You will have one last chance to chose to go with her.

**2. Go with Her** - You will become a part of Nina's mafia. Continue the walkthrough

## **Nina's Mafia**

When you choose to go with Maria you automatically transport to Nina's office. After a conversation you will go with Mila to steal data from Warren.

a. When you arrive at Warren's Walk along the opening in the trees to your left and follow the path to find a cave. [previous images]

b. Enter the cave and you will need to find the correct set of stairs that leads up into Warren's hideout. Choose the ladder that is on the far left of the map. [Previous Image, Nina]

c. Leave the room you start in from the door on the right and then walk straight up and through the room with a TV in it. [Image]

d. Walk into the room on your left before you check the computer to see Lady X and one of her lovers.

e. Walk to the computer and check it and a guard will come, Mila is captured.

f. After they leave walk past the computers to the right up to a switch on the North wall. (You

can ignore the computer with the stars on it, it will open a door you don't need to enter). Throw this switch to disable the security sensors. If you don't you will die on your way to rescue Mila.

g. Walk through to the next area on the right of switch where you will see some boxes and head south until you go through a gate and then turn East. Walk past the first door you see and go in the second one on the North wall.

h. To your North there should be three doors. Between the left and center doors there is a row of wall lockers. Enter the center door (to the right of the lockers) and rescue Mila.

i. You will transport back to Nina's hideout. Nina will welcome you as a member of her mafia. You will go with Mila to get a reward. Enjoy.

j. When you leave the room you will automatically follow Svetlana around as she shows you the hideout. After the tour you are outside of the hideout, go in again and buy Weed and fake Tynymon card, buy a lot of them, you will need these for Amy, Sarah extra scenes and Pam's quest.

Once you are a member of one of the Mafia's and have gotten the tour you can begin training for pussy fights if you have completed up to point you must training in Tyna's Quest

a. You can leave the mafia hideout by exiting the front door and asking the driver to take you home or take your car. You will be dropped off near the bus stop in Old Quarter. From now on the driver will always be near the bus stop and you can get a ride to the hideout whenever you like.

**Go with Chang** - You will become a part of Chang's mafia. Continue the walkthrough **Chang's Mafia**

When you choose to go with Chang you automatically transport to Chang's office and tell him about Maria.

After a long conversation you will go with DV to steal data from Warren and Nina.

a. When you arrive at Nina's go south through a break in the trees and follow the path to a cave. [Image]

b. Enter the cave and you will need to find the correct set of stairs that leads up into Nina's hideout. Choose the ladder that is on the far right of the map. [Previous Image, Chang 1]



c. When you enter the hideout in a small room exit out the north door and you will see a hallway with three doors on the north wall.

d. Avoid the guards and go into each door to see several computers. Five of them will have information to steal, the rest do nothing. See [Image] for the correct computers.

e. After you steal all of the information you will automatically transport outside of Warren's hideout.

f. Walk along the opening in the trees to your left and follow the path to find a cave.

g. Enter the cave and you will need to find the correct set of stairs that leads up into Warren's hideout. Choose the ladder that is the second one from the left. [Previous Image, Chang 2]

h. Leave the room you start in from the door on the right and then walk straight up and through the room with a TV in it. [Image]

i. Walk into the room on your left before you check the computer to see Lady X and one of her lovers.

j. Walk to the computer, check it and a guard will come DV is captured by Lady X.

k. After they leave walk past the computers to the right up to a switch on the North wall. (You can ignore the computer with the stars on it to your left, it will open a door you don't need to enter). Throw this switch to disable the security sensors. If you don't you will die on your way to rescue DV.

l. Walk through to the next area on the right of switch where you will see some boxes and head South until you go through a gate and then turn East. Walk past the first door you see and go in the second one on the North wall.

m. To your North there should be three doors. Between the left and center doors there is a row of wall lockers. Enter the center door (to the right of the lockers) and rescue DV.

n. You will transport back to Chang's hideout. Chang will welcome you as a member of his mafia. You will go with DV to get a reward. Enjoy.

o. When you leave the room you will automatically follow Sayuki around as she shows you the hideout, After the tour you are outside of the hideout, go in again and buy Weed and fake Tinymon card, buy a lot of them, you will need these for Amy, Sarah extra scenes and Pam's quest.

Once you are a member of one of the Mafia's and have gotten the tour, you can leave the mafia hideout by exiting the front door and asking the driver to take you home or take your car. You will be dropped off near the bus stop in Old Quarter. From now on the driver will always be near the bus stop and you can get a ride to the hideout whenever you like.

### Back to Amy.

Go to your room at 20:00 and Amy will waiting for you, talk to her and now you have to decide if you want to support her or try to stop her (choose whatever you want), about 3 days later Dad's scene triggered when MC go upstairs or he is in his room at 19:00 hours (save before that time if you want to reload and see all the random scenes at hospital later on) and hear his dad screaming, follow the story, after that MC wakes up at hospital, dad is leaving after some talk, enjoy the scene with Maria. You have to stay at hospital 5 days and you will have several random visits, enjoy.

After 5 days, you teleport to your home and you will have a conversation with Amy, enjoy.



Next day at 07:00 Amy is in the bathroom, go peep and enter, **Important** for first anal scene later in her room, enjoy (**Possible bug here, might not be able to watch the progress, press Q key to finish the scene**).

To finish Amy's quest follow the next diagram:

At 19:00 hours to 22:00 hours go to her room for first anal sex, that unlocks all scenes.

At 07:00 hours in bathroom anal sex, repeatable.

At 16:00 hours to 18:00 hours in basement vaginal sex, repeatable.

At 19:00 hours to 22:00 hours in her room blowjob and vaginal sex or tit job and anal sex, repeatable.

At 23:00 hours in your room play console game and invite her, tit job, repeatable.

At 24:00 hours in her room deep throat, repeatable

Special scene (you must have aphrodisiac): in the morning time put aphrodisiac to the food in the kitchen. At night go to sleep 24:00 – 01:00 hours, You can share her with Marcus or kick her out, enjoy.

At morning 10:00 to 13:00 hours (you must have weed) go to Amy's room, she is in front of her PC speak to her, enjoy.

End of Amy's quest.

### **Sharah's scene in school with Fake Tinymon card:**

First, you have to be a gang member, Finish Sarah's quest and you must have Hot Lubricant, go to your gang hideout and buy a Fake Tinymon card (if you want to repeat the scene buy a lot of them).

Second, the next weekday go to school, go to the first floor (the floor that your classroom is), go to the right side (Teaches Office area), then go down to the left room (the room you found the screwdriver in Dad's quest), in the room on north wall you will find a crack, put in there the Fake Tinymon card.

Third, the next weekday go to school in the same room you put the Fake Tinymon card, Sarah will be there stuck in the hole, click on her, enjoy.

### **Negative Dream, Real Mom, Jack Story, Maria's New Scenes (v 2,1).**

When you complete all the above quests, if you are outside of your house, go in and the negative dream will begin, if you are inside the house go out and go in again.

When the scene finish and you have the control of MC, go to living room and select Sarah, after the scene, leave from living room, go to the front door and take from the floor the first strange Tinymon card (shining spot). Go upstairs to Sarah's room and talk to her. After the scene is over take the second card left from Sarah's bed (shining spot) leave the room, go downstairs to the bathroom and talk to Sarah again, after the scene, take the third card from the shower (shining spot), go upstairs and talk to Sarah outside of her room, go downstairs and you will find Sarah beside the kitchen table, talk to her. enjoy.

You are back to your room, go downstairs in the kitchen and you will find Amy, talk to her, after the scene, in the middle of the living room appears one camera, take the camera, go to the basement and talk to Amy again, after the scene, leave and go to living room to the window left from clock (shining stars), go upstairs, you will find Amy in outside of her room, talk to her, after the scene, go downstairs, you will find Amy to the right side from garage door, talk to her, enjoy.

You are back to your room. Go downstairs and talk to Laura, she is outside of the living room, after the scene go in to living room and first take the creepy hentai magazine from the bookshelf (shining spot) then talk to Laura, after the scene, go upstairs to Laura's room and check her PC (shining spot), go to your room and talk to Laura, she is in front of your PC, after the scene, go to Maria's room and talk to Laura again, enjoy.

You are back to your room, go to Maria's room and talk to Maria, select **Shoot him**, enjoy. That ends the negative dream.



You wake up in the hospital, when you are alone with your Dad select what ever answer you want, i don't think it really matters, enjoy the rest of days in hospital.

After hospital you are back to your room with Maria, enjoy the very hot welcome.

After the scenes are over you are in your room, go downstairs, Maria is waiting you, the next scenes depends of what mafia you had choose but the result is the same you will finally meet your real mom. When Maria leaves, you will have the choice to play or not Jack's story, choose whatever you want, this not impact the game progression.

If you play Jack Story, go downstairs, you transferred to Dad's shop, talk to him, after the talk you will go to the concert, go to the door in the next room north, watch the scenes, go out to the left to find Rose, watch the drama.

After that you are outside of your home, go in and head upstairs, go to your room, watch the scene, go and spy your parents, watch the scene.

1993. Get out of your room and spy your parents, Mom will see you and the drama starts.

Go downstairs and talk to Dad and then to Mom, after breakfast go upstairs and spy your Mom, she sees you again, watch the next drama scenes, when you are back go to Dad store, after the scene go to your house, another drama, Mom visits you in your room, after that you are outside of the boarding school, go in and all the way to the right and enter to the last room. Here you will meet Warren.

1994. Christmas, follow the story, walk out of the room and go to the phone outside to the left, on the wall, after the phone-call go outside to the playground, head all the way to the left and go to the shining stars, go back in go to the main hall and enter to the door with the TV above it, talk to the girl for the plastic gloves and return to your room. After a couple of days Warren returns and you two are going to the woods.

1995. You are back to your home, go downstairs and leave the house, Warren will come to take you with him, follow the story.

1996. You are in to your room, leave the house to find Warren, when you are outside of your house, talk to Dad, after that you are in to the house, go upstairs and spy again you parents.

1997. After the robbery you are outside of your home, go to your Dad's store and talk to him. Go upstairs and spy your parents, watch the drama, go downstairs and talk to your Dad, he is in the kitchen, at some point you are upstairs and when you walk towards to your room another scene triggered, after the scene go downstairs and you kill Enzo men, after the scene go upstairs again to your parents room and talk to Mom, after the scene you are downstairs go outside and you have a talk with your Dad, follow the story, after killing Enzo you are back to your home and jail time.

2005. Release. You are back to your home, go in to Dad's shop, revenge.

You are outside of your home, go in and watch the end of the story.

After the Jack story, you call Sarah to meet you and the Mother of yours.

After all that, you are outside of your Mom's house, this unlock the dates with Sarah.

1st date Bar.

CHOICES:

- a. RUM & COKE
- b. GO DANCE
- c. REQUEST A SONG FROM DJ
- d. LIL MATER COCK
- e. GO HOME
- f. FOLLOW HER

ENJOY. (You can call Sarah for the next dates between 14:00 to 18:00 hours).

Go to sleep.

The next morning Maria is waiting for you, she stands in frond of the out door, talk to her and she will ask you to put a program to your Dad's phone, go to school or spent time until 14:00 or 15:00 hours, go home in the living room, you will find Sarah standing in frond of the window right form the clock, talk to her and give her the money. Leave and spend time until 19:00 hours, when you return outside of the living room you will hear music, after the small scene, go

to Maria's room and you will find Dad's phone on the floor, install the program and MC returns to living room, when the scene is over, go to Maria's room and talk to her, enjoy.

You can now interact with Maria.

Working times with Maria:

06:00 kitchen table HJ and Cum Swallow.

08:00 in front of TV talk to her, Sex Vaginal.

10:00 laundry, repeat of the scene of Beggar's quest.

18:00 in her room, she is sitting to her desk.

23:00 Bathroom peek and enter, sex anal.

24:00 Outside the house, you will find Maria left from Marcus home, roleplay.

01:00 after midnight in her room vaginal or anal sex or just sleep.

Lucy's house is in Commercial Neighborhood, house No2, you can't do much there yet, you can upgrade the house using the phone in the wall.

Let's go back to Sarah's dates. Before the second date, go to Sex Shop in East Town to buy sunscreen and to Terracotta in New Neighborhood to buy a Mini Bikini.

Second date, Pool.

CHOICES:

- a. PEEP
- b. GRAB ASS
- c. GO TO POOL
- d. GET NAKED
- e. ENJOY

Third Date, Game Time.

CHOICES:

- a. BEAT RECORD
- b. BEAT RECORD
- c. BEAT RECORD
- d. USE ASS
- e. ENJOY

That's it folks. You can repeat the dates.

### **Ms Taylor:**

Once you have given the picture to Ronald (Sarah quest) and if you have placed the Sleeping Pills in the Tea bottle when you took her picture (Sarah quest) you can return to Ms. Taylor's home after midnight. If you have not completed these two steps Ms. Taylor will always be awake.

- a. You will see Ronald assaulting Ms Taylor
- b. Choose to Intervene
- c. Select call police
- d. When you leave to get the police you will drop Ms. Taylor's keys in her mailbox.
- e. Watch the scene
- f. The police will interrogate you. The correct answers follow:
  - i. Willing collaborate.
  - ii. Follows Ronald
  - iii. Ronald left the door open.
  - iv. Collaborate.
  - v. No
  - vi. Class companions

Go back to Old Quarter and retrieve the keys you dropped in Ms. Taylor's mailbox (you can do this the next day morning because when enter Old Quarter you teleport back home) **Save**

**Here after school if the day is Friday.**

**(At this point of the quest normally triggered the appearance of Rozalva at next Friday, there is a bug here, to fix it: Save the first Friday after Ronald has been arrested.**

**Use RpgMakerSaveEdit\_0.65 and set switch 315 "Rosalva en cole" to true "check the square". Then you can find Rosavla at recess to start her quest at later time, also if you didn't fix that might bugs Caroline quest later on game).**

The next time you go to school in the morning Ms Taylor will be waiting for you in front of the door to your class. Speak with her. She will take you to the teachers room and offer to tutor you after class.

In the afternoons you can visit Ms. Taylor (also mornings on weekends) in her house. Do classes with her to increase your love with Ms. Taylor.

**INFO: I found I helpful bug here, you can you visit Ms Taylor at 24:00 hours, when every visit is over, you can go back in to her house to continue increase your love with her, the time does not go forward, you can use it to finish her quest fast).**

When your love is high enough she will ask you to pick up something from the pharmacy.

a. Go to the Pharmacy in Old Quarter and talk with pharmacist. He will give you Ms. Taylor's package.

b. Go back to Ms. Taylor's house and give her the package

When your love is high enough she will ask you if you can go to pick up a bottle of wine, if you have already wine in your inventory then talk again to Ms Taylor. She will give you \$10

a. go to the food store and buy wine with the \$10.

b. Go back to Ms. Taylor's house and give her the wine bottle

c. Watch a new scene, leave and go to sleep.

The next weekday go to class in the morning speak with Ms. Taylor at her desk in your classroom.

Continue to visit Ms. Taylor at her home to increase your love (**use the 24:00 hours bug to finish her quest fast**).

When your love is high enough she will do a hand job scene

Continue to visit Ms. Taylor at her home to increase your love.

When your love is high enough she will do a Blow job scene.

Continue to visit Ms. Taylor at her home to increase your love.

Continue to visit Ms. Taylor at her home to increase your love.

When your love is high enough she will ask you to fuck her ass

Continue to visit Ms. Taylor at her home to increase your love. Continue until you are able to have anal with her whenever you choose.

When you love with Ms Taylor is maxed, at recess school time if you speak to her there is a 25% change to invite you at bathroom.

## **Sandra:**

**Is good think to have a car, you can finish faster the quest.**

Once you have completed the recess side quest with Sandra (5 times, better use cheat) after that she will be standing next to the gate in front of school on weekday. Speak with her.

She tells you about her debt and invite you to her home.

Go to New Neighborhood Apartment no 3. She tell you for 1st person she owns Edwin, you can find him at 19:00 hours in East Town near Sex Shop.

Next day After School go to Sandra's home, talk to her, look at scene HJ, then she tells you about 2<sup>nd</sup> Randy, you can find him at 20:00 hours Commercial Neighborhood near Hospital left from bus stop, talk to him and PAY THE PRICK or KILL HIM.

Next day After School go to Sandra's home again, talk to her, BJ scene, enjoy, after BJ she tells you about 3<sup>rd</sup> Tony he is at New Neighborhood across Sandra's home between the two buildings MC say's that he talk to him tomorrow but you can talk to him after exit Sandra's home, he made an agreement with you to get rid of the debt, he ask you ti find him 2 packages. (**Use you car**) Go to Chinatown the first package is at the right side of Night Club (man in black stand in front) pick the hard box not the wooden one, next return to East Town the second box is behind Sex Shop to the right between the bench and the garbage can.

Next day After School go to New Neighborhood talk to Tony the go to Sandra's home again, talk to her, enjoy the scene, after the scene she tells you that only two left about 4<sup>th</sup> is Sherman hi is at High Neighborhood 20:00 hour at park (left side when you enter to High Neighborhood) go at same night and talk to him at the end he tells you to fuck off, you need to figure out how to take care of him. Next day at 14:00 hours go to Morgan home, High Neighborhood behind Beth's House. Go in wait to for Morgans mother to clear the passage and go speak to his father in the right room with the pool table, MC says he can't tell him maybe find a way to enter his room and leave some information in his job papers, go back at right side of house, in living room you will find a box beside the sofa, check it and you will you found the key for Morgan's Dad room, go upstairs enter to the left room at the bottom, go in and click to papers on office, leave the house.

Go back to Sandra's home, talk to her and she will tell you about the last one Melissa, enjoy the defloration scene, you can find Melissa outside of school at night 20:00 hours.

At same night go to school and talk to Melissa she is at right side of bus stop (you can use time cheat to finish this faster), she tells you to collect some packages for her from some dealers (they all wear a blue hat) the one is near the beach in Old Quarter and the other is near MURIK Gus station in East Town, another one is in New Neighborhood behind Terracotta and last one in China Town near the gym. Go speak to each one of them, when finish return to Melissa read the dialogue, the she tells you will talk about a favor at another day and the debt will be paid at later date.

Next day go to Sandra's home again, talk to her, enjoy (First anal scene).

Here end's Sandra quest, you can start visit her at home, when you max out the love at recess when you talk to her she invites you to go with her.

### Marge:

Go to Morgan's house, Morgan lives at house 5 in High Neighborhood.

a. Go Upstairs and look for Marge at the top of the stairs.

If she is not there then you will need to improve your relationship with Morgan. Go to his room and speak with him and choose one of the options to improve your relationship.

1. Talk: Increase relationship by 5
  2. Play Video Games: Increase relationship by 10
  3. Watch Porn: Increase relationship by 15
- ii. Repeat until you see Marge at the top of the stairs.
- b. Talk with Marge and she will ask you to search for her cat.

c. Go to Morgan's room and he will tell you where you might find the cat.

2. Enter the sewers of High Neighborhood (Entrance is to the right of Morgan's house) look for the cat [Image]. The cat will run away.

3. Go to one of the food stores and buy fish.

4. Go to the sewers of East town and find the cat.

[Image]

5. Come back to Morgan's house talk to Marge, enjoy

6. Afterwards Morgan will ask you for an aphrodisiac.

You actually need 2 (buy more).

7. Go to the Sex shop in East town and buy

aphrodisiacs (one if you already have one from Laura's pharmacy)

8. Return to Morgan's House. Talk to him in his room and he will ask you to distract his father.





9. Return to your house and at night 20:00 hours (**Do not go earlier, there is a bug here and the game freezes**) talk to Dad in the dining room. You will call Morgan and he will ask you to meet him.

- a. Go to New Neighborhood and talk to Morgan in front of the police station. Enjoy
- b. Once in the office choose any psychopath for your mission (choice does not affect the game flow)

**ATTENTION: After you leave with Morgan from the park, do not use your mouse or keyboard until he park the car, the game might freeze.**

c. When you arrive at the home of the psychopath you will be asked if you want to activate a tutorial, activate it to indicate how to solve the puzzle.

d. Push the barrel marked with the flashing arrow (red circle in [Image]) and bring it to the window that has no tree in front of it, move the barrel from sidewalk to the other side. It will have an arrow flashing as well.

e. Then you see the pile of garbage (blue circle in [Image]) next to the garage with an arrow flashing on it. Check the pile and receive a crowbar.

f. return to the barrel you pushed in front of the window

g. Once inside the house refer to [Image->].

h. Travel north a few steps and then turn left down a hallway. You should pass a door on your characters right. Check the door and you will find it is locked.

i. Continue walking to the left of the screen and you'll enter a big room with a carpet in it. Check the carpet to find the door key. pick up the key and go back to the locked door and open it. Check the envelope on the desk to find part of a pass code.

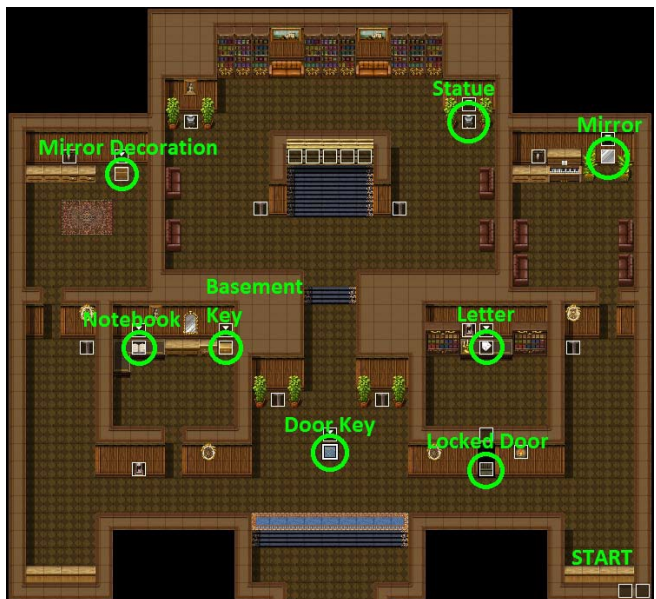
j. Leave this room and go all the way to the left of the screen past the big room with the carpet. Just after the big room you will see another door on your characters right that is open. Enter the room and check the notebook on the desk to the left and find the second part of a pass code.

k. Go back to the large room with the carpet and go to the far northeast corner of this room and use the statue to the right of the stairs. Put the password 47895631. This will activate a switch.

l. Go back south and turn right to go past the open door with the desk where you got the second pass code. Keep walking till you reach the far northwest corner of the house. There will be some drawers that opened when you hit the switch. Check to find a Mirror Decoration.

m. Travel across the house to the far northeast corner of the house and find a large mirror. Check the mirror and a secret passage will open. Go down the stairs.

n. once inside you can check the door but it will be locked. Pull the lever on the left hand side and something else in the house will move.



o. Go back upstairs to the house and go to the room where you read the notebook to get the second pass code. Check the small cabinet with the open drawer to the right to find the basement key. Go back through the mirror and now open the door.

p. In the basement refer to [Image-> ]. Travel north through two doorways then turn left and travel west for two doorways. In this room you should see a message on the wall with another pass code.

q. Go back to the east through two doorways and turn to your characters right and go south through the west most doorway to the south (if you go south



through the doorway on the east side of the room you'll go back to where you entered the basement). Continue south past one more doorway and turn to the west. You should see a metal gate to your characters right in this room. Enter the pass code 3124.

r. Continue to follow the path until you come across the psychopath. You will have 2 choices.

i. Kill it (Bad Karma increase)

ii. Leave it (Good Karma increase).

s. You will transport back to Morgan's home. Dinner time, Enjoy.

t. Once outside Marge will be waiting for you. She will ask you to come see her sometime. (This ends the quest of Marge. More content in future updates).

### Carol or Caroline:

To begin you must first increase your relationship with Carol at recess by answering the questions correctly (5 times) until your relationship no longer improves (**Do not use cheat**).

**WARNING:** It's highly recommended that you at least get to the point of where Carol see's you and Rachel in the bathroom stall before you complete maxing your relationship.

Once you have raised your relationship to 15 wait until Monday of the next week (if it is already Monday when you hit 15 you won't have to wait.) On Monday after recess, Ms. Turner will assign a book to read and a group project. You will be assigned to work with Carol.

a. When you exit school Carol will be waiting for you and you will talk with her.

b. In your inventory you will have a workbook for the school project, use it, do it before it is Friday or you will fail and your story line with Carol will end.

The next day after you've read the book go to school and you will talk to Carol in class.

In the afternoon, visit Carol at her house. Carol lives at house number 6 in New Neighborhood.

a. **WARNING:** If Carol did not see your penis in the toilet when you were trying to find the location of Beth's party, Do not go to Carol's home. Make sure to find out about the party first.

b. **WARNING:** visit Carol before Friday or you will fail and end the storyline with Carol

c. When she leaves the room (**there is a bug here Carol appears in the room, do not talk to her**) click to her PC on the desk when she left and activate her webcam.

d. Get out of her room and go right to the bathroom go in and speak with her, enjoy.

Wait until it is Friday, the teacher will give the grades for your project. When leaving school

Carol will be waiting for you outside. From now on you can have dates with Carol. You also will now be able to visit Carol at home (**you can give gifts to Carol, choose talk → Gift**).

When you raise your love up to 1500 or above through home visits and/or dating, if you speak with Carol at recess she will have sex with you in the bathroom at school, also you get a change for threesome with Sandra when you max out your love with both girls (**Tip:** visiting Sandra you have better chances for the threesome scene).



## Beggar:

There is a beggar outside of Rachel's apartment who will sell you rare items if you bring him some things. To unlock this you must get the keys to Sarah's room . Go see the beggar. He will ask you to bring him some panties worn by Maria, Whiskey and Sausages. You can buy the Whiskey and Sausages from the food store. For Maria's Panties you will have to check the washing machine in your home. You won't be able to get them in the afternoon unless it is exactly 18:00 or later on a weekday (When Maria is not in the laundry) . Once you bring them he will unlock his store. You can buy various items from the Beggar. Most have no value in the current version but three are important for the side quests.

**Tinymon Toy** - Leave one of these on the table in your bedroom during the day. Sarah will steal it before night. After midnight you can enter her room and spank her for stealing it to increase her submissiveness.

**Sleepy-Time Candle** - Once Dad returns home after day 45 you can no longer enter Maria's room to touch her in her sleep. If you place this in her room during the day you will be able to enter at night because Dad will be fast asleep.

**Weed** - You will need to give this to Pam for her recess side quest. The beggar will be found both in front of Rachel's home and outside of school on the far left side of the map he will sell you things from either location.

**NOTE:** The beggar is important in the Nadine quest line as he will give you all of your missions. No matter your choice on the date (Sarah or Shashs) you will still need to visit the Beggar in front of Rachel's house to complete the Nadine quest. He will not give you any missions from the school location. Also, during the Rachel quest line, you will still need to recover Rachel's comics from him at the location outside of Rachel's home.

## Nadine:

Before you begin the quest of Nadine you must first raise your relationship with Nadine. You can do this by doing the recess side quest (5 times and you can't cheat the recess).

After you have raised your relationship to 15 and opened Beggar's shop, go to Chinatown at night and visit the strip club. You will find Nadine working there. She will ask you to help her recover some stone statues.

In the afternoon go to the school and look for Nadine to the left of the bus stop by her motorcycle. [Image] She will take you on a ride over to visit the Beggar to find information on the statues.

a. Talk with Beggar and he will tell you that someone named Alfred had them.

b. You will travel to East Town with Nadine.

c. Find Alfred next to the sex shop in East Town. [Image] He will ask you for Whiskey, Cake and Meat in exchange for the statue.

d. Go to the food store in East Town and buy whatever items you don't have in inventory.

e. Return to Alfred and give him the items and you'll get the first statue.

f. Alfred will tell you that Beggar may know where the rest are.



g. Nadine will thank you with a kiss, time will pass to night and Nadine will leave.  
Next day in the afternoon go to the school and look for Nadine on her motorcycle again. She will take you back to the Beggar.

a. Talk with Beggar and he will tell you a woman named Margareth has one of the statues.

b. You will travel to New Neighborhood.

c. Margareth live in house Number 7. Visit her there.

d. She will tell you she has not had sex in a very long time.

e. Have sex with her (be brave :P) and receive the second statue.

f. Nadine will thank you with a french kiss, time will pass to night and Nadine will leave

Next day in the afternoon go to the school and look for Nadine on her motorcycle again. She will take you back to the Beggar.

a. Talk with Beggar and he will tell you a man named Robert has two of the statues.

b. You will travel to the Port.

c. Robert (a bold one) will be in front of the only building at the Port. (Save here before speak to to the bold to Robert if you want to see the scene again).

d. Speak with him and he will ask you and Nadine to put on a show for him.

e. Watch the scene and receive the third and fourth statue.

f. Read the next dialogue, Nadine will thank you, time will pass to night and Nadine will leave

g. Walk North to Chinatown to exit the Port. When you get to Chinatown walk until you pass the Strip Club, Nadine will send you a message on your phone.

The next day in the afternoon go to the school and look for Nadine on her motorcycle again.

She will take you back to the Beggar. (Save here before speak to to the bold to Beggar if you want to see the scene again).

a. Talk with Beggar and he will tell you that he can get you one from some guys if you transport some weed for him, walk towards to Nadine bike you will see the truck.

b. You will have to complete a mini game running from the cops in order to deliver the weed.

**TIP:** The best way I've found to pass this mini game is to immediately crash through the center wall over to oncoming traffic. Once there just ride down any of the dashed lane separators for the whole way. No cars travel on the lane markers on that side of traffic.

c. After you complete the game you will deliver the weed and then get the fifth statue.

d. Nadine will thank you with a french kiss again, time will pass to night and Nadine will leave

The next day n the afternoon go to the school and look for Nadine on her motorcycle again. She will take you back to the Beggar.

a. Talk with Beggar and he will tell you that a man named Carl has another statue in Chinatown.

b. You will travel to Chinatown

c. Carl will be standing in front of the Gym.

d. Speak with him and he will tell you that he hid the statue somewhere in Chinatown but has forgotten where. If you find it you can keep it.

e. Walk to the lower right hand corner of the map past the Strip club to find an alley at the far right of the map. Head north up the alley and you will see the stars indicating where to look. [Image] Grab the sixth statue.

f. Nadine will thank you with a french kiss again, time will pass to night and Nadine will leave. Go to your home and stay up until after midnight (24:00 hours). (Save here if you want to see the scene again). Go to your room and try to sleep and Nadine will text you.

a. Watch the scene.

b. Follow Amy to the bathroom and check the door.

c. Enjoy the scene.





**NOTE:** Before advancing forward you probably will want to ensure you have completed the Maria quest line. If you do not you will miss out on one of the better scenes involving Maria. The next day in the afternoon go to the school and look for Nadine on her motorcycle again. She will take you back to the Beggar.

- a. Beggar will tell you that Rachel's mom has one of the statues.
  - b. Rachel will exit her house and see you with Nadine and get jealous. Your relationship with Rachel will drop (to rise up again visit Rachel at her home when you have the time).
  - c. Nadine will leave and then you can enter Rachel's house to speak with her mom.
  - d. Rachel's mom will ask you to find her a date.
  - e. Speak with Beggar outside of Rachel's house and offer to clean him up to be Rachel's Mom's date.
  - f. Take Beggar to your house and he will get in the shower. (Save here if you want to see the scene again).
  - g. Go into the Laundry room to find him some clothes.
  - h. Talk with Maria. Enjoy the scene.
  - i. Check the closet with the arrow on it to find the clothes for Beggar.
  - j. Go into the bathroom and bring him the clothes.
  - k. Return to Rachel's house and bring Beggar in for the date with Rachel's mom.
  - l. She will ask you to stay and watch her cat while she is on the date
  - m. Check Rachel's computer to sync her webcam with yours. (Make sure you do this first, you only have about 40 seconds to check the house before the game will go auto on you)
  - n. After some time you will go to get something to eat and they will return. On your way to leave you will feel sick and go to the bathroom.
  - o. When you leave the bathroom, enjoy.
- The next day in the afternoon go to the school and look for Nadine on her motorcycle again. Give her the statue you received from Rachel's mom and then go with her back to the Beggar. (Save here before speak to Beggar if you want to see the scene again).
- a. Speak with Beggar and he will tell you he has the last statue.
  - b. Enjoy the Scene.
  - c. You will now be able to visit Nadine at her home (house 4 in New Neighborhood and you can give her Gifts, select Talk → Gift). This ends the Nadine Quest.
  - i. When you raise your love up to 1500 or above through home visits, if you speak with Nadine at recess she will have sex with you in the bathroom at school
  - ii. When you max out your love with both Pam and Nadine you will have a 25% chance that both Pam and Nadine will be at Nadine's home when you visit. Enjoy the special scene.

### **Tyna:**

In order to begin the quest with Tyna you must first take the job at Amaria's goods, go to your room to PC and apply for job (Look at the picture when you apply for Job to see where her shop is) at Amaria's Goods, in the afternoon go to Commercial Neighborhood and enter Amaria's shop, no one is inside, walk to the door to the right and try to enter, enjoy.

You have to work on that job for 20 days. (If you have Firebane's Mod you can cheat the work days) On tenth day Amaria stands in front of the counter, speak to her and she will tell you that she can't pay you for the day, work for free.

Once you have worked the 20 days when you enter Amaria's goods you will hear Tyna and Amaria arguing over something. Amaria will tell you that Tyna is involved in an underground fight club and she is afraid Tyna will be hurt. She asks you to help her.

You will be transported to Chinatown, visit the building to the left of the Gym with a guard standing in front of the door. Speak to the guard and he will not let you in.

- a. Wait a few minutes and Warren's car will pull up next to the building.
- b. If you have already gotten to the point where your Dad has introduced you to Warren you will be able to speak with him and he will bring you inside

c. If you have not met Warren, wait another minute or so and Nesrot's car will pull up. If you have gotten to the point where you have to break into the school for Nesrot you can speak to him and he will take you inside.

d. Once inside watch the fights.

First Fight bet 100\$ for White Lion.

Second Fight bet 100\$ for Lady X.

Third Fight bet for 100\$ Neo Genesis.

Fourth Fight bet for 100\$ Freddy Nightmare.

e. After the fights are over speak with Tyna she stands to the right side of the ring and you will offer to help her

Visit Tyna at school. you can either speak to her in the recess yard or in front of the school, right side of the kiosk, in the afternoon. She will tell you where you can go to train your strength, do not go for training where she tell you.

Visit Amaria's goods again and Amaria will give you a reward for helping Tyna, enjoy.

To continue you must finish Crime Bosses Quest up to the point where you become a member of one of the Mafia's to continue with Tyna.

Once you are a member of one of the Mafia's and have gotten the tour you can begin training for pussy fights.

No matter which Mafia you choose to be a member, they all have a gym in their hideout where you can train (use skill cheat to max your Strength before start the fight training).

a. Visit the gym at the hideout (not in Chinatown) every day and speak with Silvia near the ring to train for the fight.

b. You can only train two or three times per day and then you will become tired and have to come back the next day.

c. After you complete 10 training sessions when you speak to Silvia she will say you are ready for the fight and you will be able to convert your training points you earned into stats for your fighter.

### ***SUPERHUMAN FIGHTER***

If you want to have a superhuman fighter then follow the advice above until you clear the stats distribution screen. Once you do then you can save again and use the save editor to increase those stats as high as you want. You can also increase strength back to as high as you want if you downgraded it to pass the stats screen. I recommend this because strength is used along with power in the calculation for how much damage you do on offense. The variables for the stats are as follows:

1701 = Health

1702 = Power

1703 = Guard

1704 = Evade

1705 = Stamina

1542 = Strength

After you have completed your training you can return to Tyna outside of the schoolyard and tell her you completed the training.

**\*POSSIBLE BUG ALERT:** Try to continue before change the Quest Variable, for me worked without to change the value. When you go back earlier to visit Amaria for your reward to help Tyna, the Quest variable 103 for Tyna is set to 20. In order to continue it must be set to 17.

a. Tyna will ask you to show her your skills

b. You will transport back home with her and listen to her talk and find out you need financing for the fight.

c. You will transport with Amaria and Tyna to the gang hideout (**SAVE BEFORE ENTER THE OFFICE POSSIBLE A BLACK SCREEN BUG, to pass the scene you have to play it at earlier ver of game 1,5, make a dummy save on ver 1,5 copy your save from new version and replace it play the scene save at same slot when you are outside of office close v1,5**)

**copy that save to new version save folder replace and continue. You can also search the F95zone forum for other solutions)** use the elevator door to enter the office of the Mafia leader you are aligned with to ask for money. The boss will tell you that if you can beat their second fighter you are in.

- i. Warren - Fight Christian
- ii. Nesrot - Fight Dakota
- iii. Chang - Fight Mao
- iv. Nina - Fight Svetlana

d. When you win the boss will tell you to return to him/her whenever you are ready to go to the fights.

Return to your hideout and head up to the bosses office to travel to the Pussy Fights.

### **Pussy Fights:**

#### *OVERVIEW*

Welcome to the world of Pussy Fights!! Once you have completed Tyna's Quest up to point **Return to your hideout and head up to the bosses office to travel to the Pussy Fights**.you will be taken to the fights. Once you begin the fights you will be locked in the tournament for 3 days. When you arrive you will be in your room with Tyna and Amaria. You can explore the stadium but there really isn't much you can do . To begin the tournament exit your room and travel west until you reach the fight floor. Once inside an event will trigger where Tyna will show you around and then the announcements of fighters begins. After the matches are decided you are free to walk around the arena. If you want to watch the other fights and see the ending scenes, visit the counter on the NorthEast section of the room and the woman will ask if you want to bet on the fight. You can bet if you like but if you say yes or no she will then ask if you want to watch. if you click yes you will watch the fight. When you are ready to fight walk over to the stage just to the right of the ring where the blinking Arrow is to begin your fight. When you have completed your fight the round is over. You can go back to your room and sleep for the next day.

The fights take a turn based approach. You will start either with an offensive move or a defensive move. Once you make your choice the opponent will make their choice which is opposite of yours. Then you will get a turn which is opposite of your first. If you were on offense you will now be on defense.

#### **THE BRACKET**

The brackets for the fight are slightly different depending on which Mafia you are a member of when you enter the fights. This means you can see some different scenes depending on the route you take.

#### *Warren's Mafia*

Lady X vs. Logan	Lady X vs. Birko	Lady X vs. NeoGenesis	You vs. Lady X
Birko vs. Alessandro			
Svetlana vs. Anabel	NeoGenesis vs. Svetlana		
NeoGenesis vs. Zelma			
Mao vs. Celine	Dakota vs. Mao	You vs. Dakota	
Dakota vs. Brianna			
Jinx vs. Rex	You vs. jinx		
You vs. Night			

**Nesrot's Mafia**

Lady X vs. Logan	Lady X vs. Birko	Lady X vs. NeoGenesis	You vs. Lady X
Birko vs. Alessandro			
Svetlana vs. Anabel	NeoGenesis vs. Svetlana		
NeoGenesis vs. Zelma			
Christian vs. Celine	Christian vs. Mao	You vs. Christian	
Mao vs. Brianna			
Jinx vs. Rex	You vs. Jinx		
You vs. Night			

**Nina's Mafia**

Lady X vs. Logan	Lady X vs. Birko	Lady X vs. NeoGenesis	You vs. Lady X
Birko vs. Alessandro			
Mao vs. Anabel	NeoGenesis vs. Mao		
NeoGenesis vs. Zelma			
Christian vs. Celine	Christian vs. Dakota	You vs. Christian	
Dakota vs. Brianna			
Jinx vs. Rex	You vs. Jinx		
You vs. Night			

**Chang's Mafia**

Lady X vs. Logan	Lady X vs. Birko	Lady X vs. NeoGenesis	You vs. Lady X
Birko vs. Alessandro			
Svetlana vs. Anabel	NeoGenesis vs. Svetlana		
NeoGenesis vs. Zelma			
Christian vs. Celine	Christian vs. Dakota	You vs. Christian	
Dakota vs. Brianna			
Jinx vs. Rex	You vs. Jinx		
You vs. Night			

**PUSSY FIGHTS SPECIAL SCENES**

The premise of pussy fights is that each fighter will put up some form of Pussy as a bet for the fight. Female characters can wager their own or someone else. The winner get's the pussy for the whole crowd to see. In order to enjoy these special scenes you must go to the betting counter and choose to watch the fights. You can just fight your rounds and ignore watching other fighters if you want to skip these special scenes. When you fight though you won't be able to skip the scenes. If you win then you will claim your prize.



There are also a few other small special scenes at the tournament some depend on which Mafia you choose.

*Amara* - In the beginning of each day before you go out to the floor for your fight you can talk to Amara in your room and she will show you her outfit and say she is ready for the fights. This is a still shot and it is repeated each day.

*Motivation* - After you have won your fight you can stop by the rest area on the way to your room and buy pussy wine. If you bring this back to Tyna after the fight she will give you a still shot surprise to congratulate you on your win. This image is different each of the three days of the tournament.

*Sex with Anya* - If you enter the pussy fights as a member of Nina's Mafia at the end of Round 3 Birko's pussy, Anya, will be standing outside of your room. She will have sex with you for good luck in your final match with Lady X.

*Sex with Lady X* - This scene is only available if you have chosen to enter the fights as a member of Warren's Mafia. At the end of each round after your fight you can go to the rest area and talk with Lady X. She will ask you to bring her a pussy beer. Buy her one after each of the three rounds and she will have sex with you after you beat her in round 4.

*Sex with Chloe* - If you have had sex with Chloe in the past she will be standing outside of one of the upstairs Dormitory doors after Round 1. Talk to her and she will offer sex again. It doesn't matter even if you are a member of Warren's crew.

*Lost Tablet* - At the end of Round 2 you will find a girl standing to the right of the Rest Area door by a plant. Talk with her and she will tell you she lost her tablet. If you return back to the Ring Area of the stadium you can find some stars on the right hand wall North of the ring. Check here to find a random key. Take the key to the second floor of the dormitory and you will be able to enter the far right room. You will find the tablet in here on the floor. Bring it back to the girl and she will thank you the way all girls do in this game. The woman is different depending on which mafia you fight for. If Warren you will meet Brianna, if Nesrot you will meet Charlotte, If Nina you will meet Heather and if Chang you will meet Celine.

### Now continue Tyna's quest:

Once you have won the competition you can visit both Tyna and Amara at their home  
a. As you visit either of the girls your love will increase and you can have more and more interactions of a sexual nature with her. You will need to **bring wine** every time you visit Amara (Amara's House is in Commercial Neighborhood No 4 and Tyna's House is in East Town No 3 after the food store to the right with the metallic door).

b. When you have completed all of the interactions with the girls you can continue to visit them and at this point you can choose whatever sexual interaction you want to have with them. Extras, a threesome when you max out girls love when you visit one of them, also if you speak to Tyna at recess she will invite you to the bathroom, enjoy.

c. This ends the quest of Tyna.

### Brenda:

Visit Brenda at school during recess and offer to help her. She will ask you to find an Aruna flower in the woods for her. Find the entrance to the woods by traveling to New Neighborhood and take the exit out of the Southwest corner of the map. This will take you to the cemetery. Once in the cemetery travel to the left and you should see a small path in the trees. Follow this path to the Ethel Forest.

a. Once inside the woods take the first right and follow this path North past a large tree.

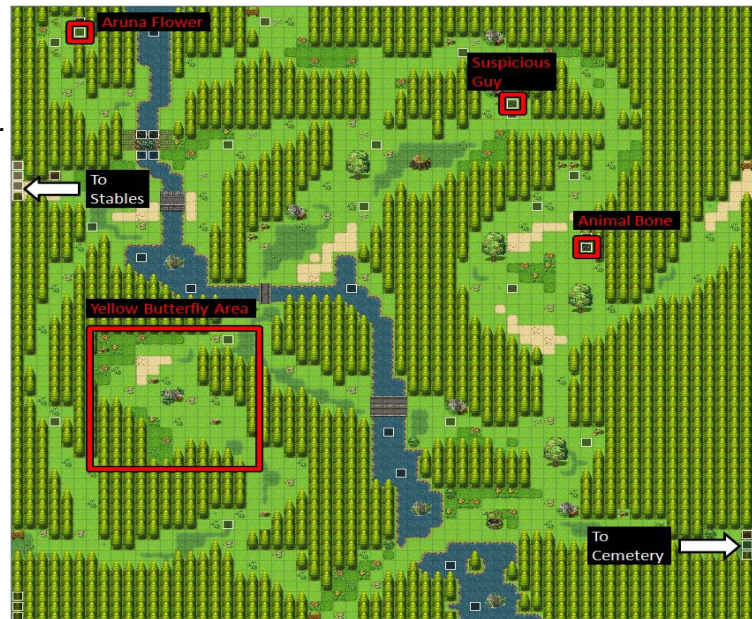


Continue north (walk past the path on your right) until you pass some animal bones (you will need to come back for these later). You should come to a section where you can continue to go North or go left to head to the West. Take the left path and you should see a man in a gas mask by the fire.

b. Talk with the guy in the gas mask and he will steal your money and run. This gas mask guy has appeared before and will probably have significance in a future part of the story so run into him when you can.

c. After the gas mask guy steals your money, continue going West along the path. Past the next large tree until you run into a river with a bridge. Cross the bridge and then turn right to head north from the bridge. Continue following this northern path until you find the Aruna flower.

Visit Brenda again at school during recess and give her the flower. She will then ask you to get her Anir Root. In order to obtain the Anir root you must have opened up the Beggar's shop during the Sarah quest line. Once you have opened the shop you can go there and buy the Anir root. Visit Brenda again at school during recess and give her the Anir root. She will then ask you to get her bones from a dead animal. You will have to return to the Ethel forest and retrieve the bones you walked past on your way to get the Aruna flower.



Visit Brenda again at school during recess and give her the bones. She will then ask you to get her Mare's milk.

To get the Mare's milk once again enter the Ethel forest and return back to the bridge that you crossed when finding the Aruna flower. Once you cross the bridge continue going West out to an exit of the forest.

a. You will then enter an area where you will see a home and stables. If you have entered this area and it is not night time the farmer will tell you to get out and you will be warned to return at night.

b. At night time the farmer should be inside the home. The home has two windows with lights on. If you check each window you have a 1 in 3 chance to view a CG image of action going on inside. There is only one scene per window.

c. Go to the barn and click on one of the horses and your character will say he needs a bottle to get the milk.

d. Check the box on the right side of the home to find a bottle to put the milk in. This box will only have a bottle in it at night.

e. Go back to the horses with the bottle and collect the milk for Brenda.

Visit Brenda again at school during recess and give her the Mare's milk. She will then ask you to get her Saracen flour.

Go to Amaria's goods in Commercial Neighborhood and speak with Amaria to ask for the flour. Amaria will ask you to give her something for the flour. If you have completed the Tyna quest select do a favor, enjoy the scene. If not she will ask you to pay her \$30.

Visit Brenda again at school during recess and give her the Saracen flour. She will then ask you to get her Ketamine.

To get the Ketamine go to the New Neighborhood at 19:00 hours, you can find the drunk pharmacist opposite the pub, talk to him, when he leaves, he drop the pharmacy keys, take the keys and go to Old Quarter, enter to pharmacy look for the arrow and get the ketamine.

Visit Brenda again at school during recess and give her the Ketamine. She will then ask you to get her Hair from a mother.

You will get the hair from Maria while she sleeps. Enter her room at night and click on her as if you were doing the night time stealth game and you will get her hair.

**WARNING:** If you do this after dad returns on Day 45 you will need to buy a sleepy time candle from the beggar and place it in Maria and Dad's room in the morning or afternoon before you can enter the room at night.

Visit Brenda again at school during recess and give her the Mother hair. She will then ask you to get her Semen from a Virgin.

To find the Virgin semen you must have a relationship with Jason (if you speak to him during the intro your relationship with him must be 10) that is above 8. If not speak to him at recess to build your relationship with Jason. When your relationship is high enough speak with Jason in the recess. He will offer to give you the semen if you pay him \$500 or if you help him get it.

**WARNING:** If you choose not to pay Jason the scene you will be given is homosexual in nature between the MC and Jason.

Visit Brenda again at school during recess and give her the Virgin Semen. She will then ask you to get her hair from a female virgin.

Go to your Aunt Maggie's house in Midtown. You will arrive on the upstairs floor where you can find your cousin in the room on the Southwest corner. She will offer to give you a lock of her hair if you get her some cosplay costumes she wants.

Head to Commercial Neighborhood in the afternoon and visit the comic store. Speak with Shasha and she will sell you the costumes for \$200.

Return to Aunt Maggie's and tell Mindy that you ordered the dresses and they are on the way. She will then give you the hair.

Visit Brenda again at school during recess and give her the Virgin hair. She will then ask you for some of your blood.

You will not need to go anywhere you will give up the blood at the end of the conversation.

In the afternoon after school speak with Brenda just outside the school gates to the right. She will tell you why she needed all of the items you gathered.

Go to the cemetery at night and speak with Brenda. She will ask you to distract the guard.

Speak with the guard and your character will come up with a plan.

Return to old quarter and find Chloe standing to the right of the hornet pub. Speak with her and secure her services. If you have completed Amy's mission she will only charge you \$100.

Otherwise she will charge \$300.

Return to the cemetery and speak to the guard again. Chloe will distract him. a. Speak with Brenda and she will join your party

b. If you want to spy on Chloe and the guard click on the door of the guard shack

c. Walk north through the graveyard and into the small building on the left.

d. Watch the scene and Brenda will invite you to come to her home to help her become more extroverted.

Before visiting Brenda at home go to Commercial neighborhood and buy Hair Dye and Make-up from the Gift shop. Then go to Terracotta fashion store in new Neighborhood and Buy Brenda's clothes and Brenda's Panties.

Visit Brenda at home (her home is in East Town No 2 the same house where Shasha lives) and give her a makeover to help her feel more confident. You will have to visit 5 times to complete the transformation.

a. On the first visit you will need \$80 to take Brenda to the hairdresser to get a new hair style.

b. On the second visit you must bring her the Hair Dye in order to complete her new Hair look.

c. On the third visit you will need to bring her the make-up

d. Visit 4 requires you to bring her new clothes

e. On the final visit you need to bring Brenda new panties.

From now on you can visit Brenda at home and make different choices with her to raise your relationship and to watch bonus scenes (you can't give gifts). This ends the quest of Brenda.



When you raise your love up to 1500 or above through home visits, if you speak with Brenda at recess she will have sex with you in the bathroom at school. Attention at school yard exists 2 Brenda choose the blond one :).

### **Pam:**

To begin Pam's quest you need to raise your relationship to 15 with her at recess (talk to her 5 times at recesses, you must have weed, you can buy it from Beggar).

Once your relationship is high enough, speak with Pam outside the school near the playground in order to begin her quest. Pam will tell you she has a stalker and ask you to help her find who it is.

Meet Pam on the West side of the beach in Old Quarter. Once you speak with her follow her to the left into the Coast.

Walk around the beach clicking on random guys. After you have checked out seven of them your player will transport close to Pam and discuss what you've found.

The next weekday go to school, when you enter Pam will waiting for you.

Walk to the east side from the school entrance and enter the East area of the school. You will need to find 10 pieces of evidence of who is stalking Pam.

- a. Check the bloodstained locker just after you enter.
- b. Check the trashcan just after the locker which should have stars signaling you.
- c. Continue walking East until you see a blonde girl standing by a crack in the wall and speak to her.
- d. From the blonde girl go North up the hallway and find broken glass.
- e. Go back south from the glass and turn East past the blonde girl and check the door to the girls shower room.
- f. Continue walking East until you find a wall locker with stars indicating something is here.
- g. Check the chair at the end of the row of lockers.
- h. Go back west and south of the blonde girl to enter the men's locker room. Check the footprints on the ground in front of you.
- i. Check the jacket hanging on the locker 1 step south and 1 step west of the footprints.
- j. Check the bag on the floor, just before the showers.

### **SAVE GAME**

Go to recess and talk with Pam she will ask you to meet her in the restroom. Talk with Pam, and you will come up with a plan to have her shower the next morning in the locker room.

**(if you found a bug here and you are not transferred to restroom, to solve it: edit your save with RpgMakerSaveEdit\_0.65 and**

- 1. Set switch 450 "Pruebas completado" to false.**
- 2. Set switch 451 "Caza acosador" to true.**
- 3. Set variable 165 "PAM Quest" to 10.)**

Go to school the next weekday and return to the East side of the school and check the women's locker room door to confirm Pam is there.

- a. Go up to the first floor and check the air vents on the southwest side of the teacher's lounge area to enter the vents.
- b. Navigate to the far west of the vents and you will find the stalker.
- c. Return to Pam at recess and give her the camera she'll tell you to visit her at home.
- d. This ends the quest of Pam, you can now visit her at home as often as you like (you can give her gifts after the third visit, for first three visits just talk, Talk → Gift).
  1. When you raise your love up to 1500 or above through home visits, if you speak with Pam at recess she will have sex with you in the bathroom at school.
  2. When you max out your love with both Pam and Nadine you will have a 25% chance that both Pam and Nadine will be at Pam's home when you visit. Enjoy the special scene.



## **Rosalva:**

Speak with Rosalva in recess and she will ask you to watch the door for her for any teachers. BoN didn't change Rosalva's recess so you have to do the recess 15 times, you can do some of them to watch the photos and then use the cheat to finish her recess)

- a. You will follow her into the shed.
- b. Randomly you will see footprints in front of 1 of 8 doors. Check the door with the footprints. If you choose the wrong door three times you will fail.
- c. You will take a picture of Rosalva for each correct door.
- d. You will transfer outside and increase your relationship with Rosalva by 1 point each time you are successful.

Once you have increased your relationship 15 times, speak with Rosalva just outside the school near the play area

- a. Choose to blackmail her with the pictures. At this time the choice to give her the pictures has not been implemented.
- b. She will ask you to meet her at home.

Go to the sex shop in East town and buy the Maid's dress before you visit Rosalva at home. (She lives in the house No 3 next to Amaria's goods in Commercial Neighborhood)

Speak with Rosalva at her home. This ends the quest of Rosalva, you can now visit her at home whenever you like to build up her submissiveness.

When you raise her submissiveness to the maximum return to the toilet in the recess yard. Check the stall second from the right and your character will say he has an idea if he had a saw. After school go to your home and in the basement you can find a saw in the right of the two white cabinets you will see an arrow.

**NOTE:** The saw will only be here after you have raised Rosalva's submissiveness to above 1500. before this you won't find anything in the cabinet.

The next weekday, return to the bathroom in the school to prepare the bathroom door. Once the door is ready you can speak with Rosalva at recess and bring her into the bathroom for some gangbang fun, the more friends you have, the more fun you gain.

## **Jason:**

To begin Jason's quest you need to raise your relationship to 15 with him at recess (you can use cheat to complete the recess).

Once your relationship is high enough, speak with Jason outside the school near the playground in order to begin his quest. Jason will tell you he needs a date for a family dinner so his parents won't suspect he is gay.

Exit the school area out to the street and walk to the right as if you were leaving to go to Old Quarter. Rachel will be there just before you leave. Speak with her.

Rachel will ask you to buy her a Modern dress in order to go out with Jason.

Go to High Neighborhood to Terracotta and buy the dress.

Return to the school where you met Rachel in the afternoon on a weekday. Give her the dress and she will agree to go to Jason's house for the family dinner on the weekend.

Make sure your love with her is at maximum.

In the afternoon of the following weekend travel to East Town (14:00 – 15:00 hours) and you will find Rachel standing outside of Jason's house (House number 1 also Jet house) and speak with her. Enjoy.

The first weekday after the dinner go to school and speak with Jason either outside of the school in the afternoon or just outside of the classroom during the morning class time.

He will ask you for another favor to pretend you are him to trick his parents.

At night time between (19:00 and 23:00) return to Jason's home you will find him standing outside of his house, speak with him. He will give you the keys and you can go in and pretend he is sleeping in his bed.

- a. **WARNING:** There is an optional gay scene at this point in the game. If this is not to your liking you can skip the scene. When Jason returns he will try to take advantage of you when you sleep you can choose to either let him do it or wake up. Neither choice impacts the future.
- b. Jason will now invite you to come over and hang out with him when you want.
- c. You will need to do this to continue to build your relationship.

Repeatedly visit Jason to build your relationship up to at least 70 points.

- a. At this point your relationship with Jason should start at 20.
- b. When you visit him you have a choice to Talk, Play Video Games or Watch Porn (later on if you optionally choose to have sex with him, you will get a new menu item to have sex again as well when you visit.)
- c. Each choice will increase your relationship with Jason by 5 points if you visit during the morning or increase by 10 points if you visit in the afternoon.

After your relationship with Jason has increased to 70 points visit him at home again and his dad will be standing near the entrance.

- a. Speak with him.
- b. After the conversation continue to Jason's room and tell him about what happened with his dad.
- c. Jason will take you to go see a friend named Peter and you will transport from the home.
- d. Speak with Jason's friend and formulate a plan and you will go inside to wait for Jason's dad.

**WARNING:** There is a second optional gay scene at this point in the game. If this is not to your liking you can skip the scene by choosing to help or choosing to leave. Either of the watch options will trigger the scene. If you choose to leave you will decrease your Karma, if you choose to help Karma will increase.

Return to Jason's house in the afternoon and confront him about leaving you by yourself at his friend Peter's house. Jason will apologize and offer to do something to make amends. You are given two choices:

**a. Have sex with him** - You will watch another gay scene at this point and the Jason storyline will end. It's possible that in the future this will branch off into another path where your character is homosexual but for now this ends the quest.

**b. Have sex with his mother** - Jason will agree and ask you to meet him at the church in midtown to discuss another plan.

During the weekend travel to Midtown during the morning and find Jason outside of the small church in the far Northwest of the map.

- a. Speak with him and enter the church.
- b. Enter in the door on the Northeast corner of the church and speak with the priest.
- c. You will transfer outside the church to wait for Jason.
- d. After about 30 seconds or so Jason will exit the church and you can speak with him and he will tell you to meet him at his home.

Make sure you have wine in your inventory and then return to Jason's home during the afternoon.

- a. Go to his room and choose to hang out and then instead of transporting out of the home, you will stay inside after night begins.
- b. Go to the living room and speak with his mother. Give her the wine and spend some time with her.

From now on you can continue to visit Jason's house to progress your relationship with his mother.

a. You will need to visit Jason first in the afternoon and choose to spend time with him so the clock progresses to night time while you are in the house. Then you can visit his mom, Dory, in the living room.

b. As you visit Dory your love will increase and you can have more and more interactions of a sexual nature with her.

- c. When you have completed all of the interactions you can continue to visit Dory and at this point you can choose whatever sexual interaction you want to have with her.
- d. This ends the quest of Jason

**Phil:**

To begin Phil's quest you need to raise your relationship to 15 with him at recess. Once your relationship is high enough, speak with Phil outside the school near to the left of the entrance in order to begin his quest. Phil will tell you that he collects insects and needs your help to find some rare insects. He will tell you the location of the first insect. Go to Commercial Neighborhood and enter the gift shop to buy the insect net for \$75.

Travel to the Ethel Forest and look for the yellow butterfly with blue wings in the Southwestern section of the forest. (Ethel Forest Map )

Return to Phil in the afternoon in front of school and bring him the yellow butterfly and he will tell you where to find the next insect.

Travel to High Neighborhood and look for a tree stump which has flashing stars on it behind Annie Garrison's house. Check this stump to find the six spider .

Return to Phil in the afternoon in front of school and bring him the six spider and he will tell you where to find the next insect.

Travel to Old Quarter and enter the sewers in the northern end of the map, in parking tight of Ms Taylor house.

- a. From the entrance go to your right and find a Yellow switch on the wall at the end of the map. Flip it to cause a bridge to open on the southeast section of the map.
- b. Cross the bridge on the southeast section of the map and follow the path to the left.
- c. You will come across the suspicious guy again and he will steal some of your money.
- d. Behind the suspicious guy is another switch flip it to open another bridge this time on the far southwest of the map
- e. Travel back across the first bridge and go north to the next pathway leading to your left. Follow it all the way west until you come to the new bridge. Cross it and find the new cockroach running around in this small section of the map.

Return to Phil in the afternoon in front of school and bring him the new cockroach and he will tell you where to find the next insect.

Travel to the cemetery and look for sparkling stars near a tree in the northeast corner of the map to find the new grasshopper. (See the Cemetery Map from Brenda q)

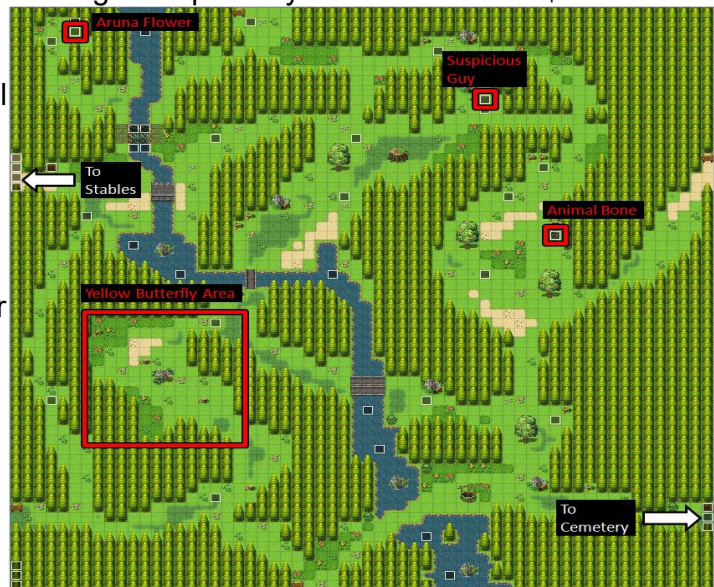
Return to Phil in the afternoon in front of school and bring him the new grasshopper and he will tell you where to find the next insect.

Travel to Commercial Neighborhood and look for the stars indicating where the krio grasshopper can be found in the small park on the east side of the map near the entrance to otter labs.

Return to Phil in the afternoon in front of school and bring him the krio grasshopper and he will tell you where to find the final insect.

Travel to the coast through the southwest section of Old Quarter near the beach

Find the jaw cricket on the far west side of the map near some trees marked by the shining stars.



Return to Phil in the afternoon in front of school and bring him the jaw cricket and he will thank you and tell you to come visit him some time at his home after school (He lives in house #2 of New Neighborhood). You will need to do this to continue to build your relationship.

Repeatedly visit Phil to build your relationship up to at least 50 points.

- a. on the first visit your relationship with Phil should start at 20.
- b. When you visit him you have a choice to Talk, Play Video Games or Watch Porn
- c. Each choice will increase your relationship with Phil by 5 points if you visit during the morning or choose to talk during the afternoon. If you choose to play video games or watch porn during the afternoon you will increase the relationship by 10 points.

After your relationship with Phil has increased to 50 points, instead of transporting out of the home you will stay inside after night begins.

a. Go to the kitchen and speak to Phil's mother. She will thank you for being fiends with her son.

b. At this point you must not go to Phil's home to visit for 5 straight days.

A counter will track how many days in a row you haven't visited, any time you return to his home the counter resets to zero

After 5 straight days of not visiting Phil, his mother will show up outside of your school after class has ended in the afternoon. You will find her outside of the school wall on your way out to Old Quarter. Speak with her and she will offer to come to an agreement with you if you continue to be friends with her son.

From now on you can continue to visit Phil's house to progress your relationship with his mother.

- a. You will need to visit Phil first and choose to spend time with him so the clock progresses to night time while you are in the house. Then you can visit his mom, Claire, in the kitchen.
- b. As you visit Claire your love will increase and you can have more and more interactions of a sexual nature with her.
- c. When you have completed all of the interactions you can continue to visit Claire and at this point you can choose whatever sexual interaction you want to have with her.
- d. This ends the quest of Phil

### **Aunt Maggie:**

To begin Aunt Maggie's quest you must first raise your relationship up to 15 with her by visiting her at home and chatting over snacks. You also must have completed Maria's Quest before Aunt Maggie's quest will trigger, and also ignore for the moment Cousin Mindy outside of Aunt home.

**NOTE:** You receive 3 points to your relationship with Aunt Maggie each time you snack and chat with her. So you have to visit her 5 times. If you have already visited her during the Sarah quest to destroy the pictures for Richard then you should begin with a relationship of 3 or higher when you get to this point.

Visit Maggie at home in the afternoon in Midtown. If you have satisfied the criteria she will tell you she thinks Maria is cheating on her brother (your Dad). She'll ask you to help her find evidence and take you to Otter Labs in a car.

- a. You will arrive outside of otter labs and talk with Aunt Maggie about your past. Eventually you will see Maria. Just continue following along with the scenes until eventually you will go with a mobster to help him on a job. There are no diverging paths and you just have to keep following along.
- b. At this point you will open up the Gigolo job.
- c. After opening up the job you will transport out to commercial neighborhood at 20:00 and find a clue of what to do next.

In the afternoon go to Commercial Neighborhood and visit Martinia Press. Enter into the room on the far northeast corner the room is locked go to receptionist she give you the key, where Aunt Maggie usually works. She will not be there



Check the desk on the far Northeast corner to find what Aunt Maggie is working on. You will find you have to go to Otter Labs to do some detective work for her.

Skip school and take the bus to Otter Labs in the morning.

- a. Enter the labs and talk to the receptionist, select I come to visit Maria. She will give you a guest badge since you are Maria's son.
- b. Use the guest badge to take the elevator up to the second floor.
- c. Once on the second floor head to the exit path to the right side of the map to go to the office area.

**WARNING: DO NOT** enter the room on the far Northeast corner. Maria works in there and if she sees you she will send you back to school and you will fail the mission.

a. When in the East part of the labs check the first door you pass above you which looks like it is marked as a ladies room. Maria will come in with a coworker to take showers and you will hide to avoid being seen.

b. After they enter the shower check the locker Maria's coworker stood in front of to find a lab coat you can wear to blend in better.

c. Check the shower doors for some fun.

d. Now again travel East and you will find a hallway with a guard standing in front of it. If you have the badge and the lab coat you can walk right through him to the other side.

e. Enter into the lab in the Northwest corner of this map. You will see stars indicating something of importance but a scientist is blocking your path. Speak to him and he will say he needs coffee.

f. Exit this lab and go straight across to the lab in the Northeast corner. Go south until you get close enough to two scientists having a conversation. When one leaves you will find Laxatives in his desk. Take them.

h. Exit the lab and take the hallway all the way south until you find the blue vending machine. Check this to get a coffee and you will put the laxatives in the coffee.

i. Bring the coffee back to the scientist in the Northwest corner room and wait for him to go to the bathroom. Then check the star area to find a true Lab ID.

j. Head back to the hallway and go north to the elevators to go to the next floor.

k. You will find a big office protected by guards. Go to the East side and push the pot under the HVAC vent to climb up and sneak in, you will see an arrow.

l. You will find that a secret shipment is coming into the ports tonight and you must be there to find out what it is. When the scene is done you will automatically transport to the port at night time.

m. You will see four circles on the ground in the port area. You must make it to each of these circles without being spotted by guards to take a picture at each.

n. Once you get all four pictures watch the scene that ensues and eventually you will rescue Aunt Maggie. She will ask you to come over some time for snacks again then you will transport outside of Maggie's house in midtown. It will be too late to visit.

From now on you can continue to visit Aunt Maggie's house to progress your love level with her.

a. You will need to bring Aphrodesiac each time you visit in order to progress with Aunt Maggie. You must have Aphrodesiac with you for your love with her to increase.

**WARNING:** Do not try to show Aunt Maggie your dick until after you have increased your love with her to above 12. If you do she will get angry and you will get a -2 for your love. You will know when you are high enough because during the snack scene she will be sitting much closer to you.

b. As you visit Aunt Maggie your love will increase and you can have more and more interactions of a sexual nature with her.

c. When you have completed all of the interactions you should be able to continue to visit Aunt Maggie and at this point you can choose whatever sexual interaction you want to have with her.

d. This ends the quest of Aunt Maggie

## **Cousin Mindy:**

To begin Mindy's quest you must first complete the recess side quest for Brenda before Mindy's quest will trigger.

Go to Midtown and you will find Mindy standing outside of her house (Aunt Maggie's). Speak with her and she will tell you the cosplay costumes you bought for her were stolen and she needs your help to find them. She will give you a list of suspects for you to check out to see if they have her stuff.

The list will have several houses on it which you can break into and check for Mindy's stuff. You must do this mission at night and it requires different levels of stealth for each house.

a. The costumes are only ever in one house so no need to check any others. Go to Chinatown at 20:00 hours and check the house that is in the northeast corner of the map. You will need to climb on some oil drums to get in.

b. If your stealth is above 7 then you will successfully break in.

c. Check the middle closet in the row of three and you will find the costumes.

Return to Mindy's house in the afternoon and you will find her upstairs in her room with Sarah. Return the costumes and enjoy watching them model the costumes for you.

When you return home and go to sleep in your bed, the scene will cut over to Sarah and Mindy returning to your home after the contest. You can't do anything but watch and follow along with the story.

In the morning go to school and attend class. When you go to recess you will receive a phone call from Mindy asking you if you would like to come over and watch TV with her some time.

If you visit Aunt Maggie's home at night 19:00 or 20:00 hours, you will find Mindy is there and Aunt Maggie is not at home. (Do not visit after midnight or it will be too late and they will both be in bed). She will ask you if you would like to watch some TV with her.

a. You will be able to visit Mindy each night and watch TV with her to increase your love with her. As you visit Mindy your love will increase and you can have more and more interactions of a sexual nature with her.

b. When you have completed all of the interactions you will be able to continue to visit Mindy and at this point you can choose whatever sexual interaction you want to have with her.

c. This ends the quest of Mindy

## **Daisy:**

To begin Daisy's quest you need to raise your relationship to 15 with her at recess.

Once your relationship is high enough, speak with Daisy outside the school in the small playground area to the right side. She will ask you for help finding her cheerleader uniform that someone stole.

You will transport into the East side of school with Daisy into the women's locker room.

a. Check the lockers in the room you are in to find a clue and some dirty panties Take it.

b. Exit the locker room and go straight South into the Men's locker room. Look at Amy's boyfriend with another boy and auto take a bottle, get out of the boys' locker room and go into the next room, the cafeteria and use the bottle in the water fountain.

c. Exit the cafeteria and go into the right door you see to the North. Enter here and talk to the teacher and she will tell you to go home.

d. Leave this room the way you came and continue West and talk to Marckus.

e. Follow Marckus out the West hallway to the main area of the school and walk to the principal's office. The second door on the South wall as you walk West. Check her desk to find a video and discover Hannah.

f. Leave the office and head back to the Women's locker room to check out the suspects locker.

g. When you get there you will get a message that you need to find something to open it. Go all the way back out the West door to the Main hall.

h. As you walk West check the first door on the South wall just to the East of the principal's office. Enjoy. **ALERT: After see Marcus with principal DO NOT VISIT HIM AT HOME, this bug Beth's Quest, if you speak with him to fix this use RpgMakerSaveEdit with a save before speak with Tom, and set switch 578 to true, load your game and continue.**

i. Continue going to the West until you see a wall locker with stars shining on it outside of the nurses office. Check here for a tool to open the locker.

j. Head back enter the room where the teacher was, enjoy, then go to the Women's locker room to open the locker.

k. After you open the locker you will find Daisy's cheerleader outfit. Walk East from the locker into the shower section of the Locker room and give the clothes to Daisy enjoy the dance.

**Now it is time begin Beth's Recess Side Quest only (if you finish this earlier, skip this part and continue Daisy's quest), we continue her quest after Daisy's**

Speak with Beth in the recess yard and she will begin a competition to see who has the biggest dick in your class. You must go and find competitors each day to see who is biggest. You will have 2 min to speak with the competitors and then go back and speak to Beth to begin the challenge. If you are not one of the competitors you can bet on who will win and earn some extra cash. After the first 4 days you will no longer need to find competitors, just talk to Beth and the challenge will continue bracket style with whoever is remaining.

Day 1 - Talk with Morgan and Marckus (Bet on Morgan)

Day 2 - Talk with Tom and Phil (Bet on Tom)

Day 3 - Talk with Charles and Christian (Bet on Christian)

Day 4 - Talk with Jason

Day 5 - Morgan and Tom (Bet on Tom)

Day 6 - Christian and Your Character

Day 7 - Tom and Your Character

**Now back to Daisy's Quest**

Once you have completed Beth's cock contest at recess, when you enter Old Quarter in the afternoon, Daisy will appear with a car and invite you to a party at Kelly's house. In Kelly's room look her pc, you need a password, look at south left corner there is a blue diary see the password 1995, back to pc input the password and MC connect her cam to his pc. When done Kelly enter the room with her brothers bath suit. You teleport outside the room.

**First Path:** if you select Sarah at her quest go downstairs walk south and enter to room where the pool table is and talk to Sarah she is next to TV go across to kitchen see the blinking stars make the cocktail. Go outside from front door, go left and north you see Sarah by the pool with her friend Cynthia, talk to her watch the scene :). Go back in to house, Sarah stand in front of left column, talk to her, go again in the kitchen to blinking stars take the drink and head upstairs to Kelly's room, almost :(, Daisy interrupt you. Go downstairs and you get a cal from Daisy she blackmail you. After that you teleport to High Neighborhood outside of Annie's house go home and sleep.

**Second Path:** Get out of the house and talk to Daisy in the pool, Go back to Kelly's Room. Kelly will be at the door talking to her if you decide to help her take you to her room to do a cock contest against Matthew, you will win but Daisy will take a picture and blackmail you. If you do not decide to help Kelly, go into Kelly's room and pick up the cream and go back to the pool. And talk to Daisy. Go back to Kelly's room. if you have aphrodisiac candles, use them on the desk to have an extra scene.

Daisy will make you a photo as a cheerleader and blackmail you.

Next day go to school, after class Daisy will call you **(if you have a car ignore at the moment Beth standing next to it at parking, do not talk to her)** to do her cores, clean

all items (don't forget the mirror if you clean her room). You teleport outside Daisy house, go home with you car or bus, enter your room, if you auto teleport in your room go out and enter again, MC say maybe Kelly activate her cam check your PC to see her.

Next weekday go to school, before go in talk to Sarah she stands at the right side of school door, Sarah informs you that Kelly take a long time to come out of her locker room, enter the school and head to girls locker room (where you start Daisy quest north east to next map) mini bug not important when you click the locker door MC say is closed but he enters. Go to right side and see Kelly naked, talk to her. She will give you a copy of Daisy house.

After school at 19:00 or 20:00 hours go to High Neighborhood to Daisy's house No 8 Left from Annie's house with guards in black. Enter the house look at right to see her mon :), go upstairs to Daisy room (second door from left) MC hides in the closet, look at scene with Daisy and her stepfather. Go home and sleep.

Next weekday (you must have finish pussy fights to continue) after school, talk to Daisy near the fountain in front of school, Christian come and hit you (again) Daisy stops him and you two have a conversation. MC says that he will help her with her stepfather.

Go to your Gang hideout and talk to Jaqueline, Svetlana, Sayuki or Bliss depends on wich mafia you belong to. Go home and sleep

The next weekday after school speak with Daisy at the school fountain, he will tell you that you can visit at her home on afternoons (if it is weekend you can go on mornings too). Go to her home and she ask you to steal the uniforms of her rival cheerleaders, go home and sleep.

The next weekday go to school enter and search the school lockers (5 lockers in hallways in ground floor) with the blinking stars to take all uniforms, when finish after school go to Daisy house.

From now on you can visit her (to enjoy her). In first visit she tell you she is not ready, return to your home and go to sleep, you will receive a massage, for a few first visits, when you go to sleep she will send you messages.

After the second time of vaginal sex, she tells you that she is not ready. Go home and sleep, she will send you a message. Next day go back to her house.

Continue visits until you max out her love, after max out her love, when you talk to her at recess she ask you to go with her enjoy, when you finish Beth quest below and max her stats, you have 1 chance for threesome with Daisy and Beth visiting one of the girls house.

### **Beth's Main Quest:**

You must have buy a car to continue Beth's quest, go to Golden Town (right side of East Town) south west to the car dealer and buy a car (choose a fast and expensive one to impress Beth)

After school go outside to parking (south – east) to your car, there you will see Beth standing next to it, talk to her and you go for shopping. The scene end in front of Beth's house at High Neighborhood. Go home and sleep.

Next day go to school and Tom is standing in front of entrance, speak to him, he tells you if you help him with Beth's Mom he will break up with Beth.

Enter school, you see an announcement from principal office, you teleport in office enjoy. After school go to Marcus home at Old Quarter left side of parking house No 3, enter and talk to Marcus (when you click to door says Mark apartment is the same).

When exit go to your Gang hideout and talk to, Svetlana, Sayuki or Bliss depending on which mafia you belong to, for Nesrot gang talk with Chloe you see her when you enter to hideout.

Go in to rooms area and talk to receptionist, when you talk with girl she offer you some fun to see the scene choose NO, if you don't want to see the scene choose YES.



Afterwards you two go to find Beth's Father to trap him, MC hides and take the picture of him having sex with trans girl, or Chloe.

**If you want to see the scene again save before speak with Tom's Mother.**

Next weekday after school go to Tom house High Neighborhood No2 (left from Beth's house), his mom standing inside of the entrance, speak to her and Enjoy.

After talk with Tom do not waste time and go straight to your home (use the car or the bus), when you enter you will receive a phone call from Beth and you teleport to her room, enjoy.

Now you can visit Beth to max out your relationship with her.

### **Allison (Marcus mom)**

To start Allison quest, you must have finished Crime Bosses and Beth's quests.

If you play from previous version of the game and you have finished Paparazzi Job, this Job will reset.

To start Paparazzi Job, go to your room to your PC and apply for the Martinis Press job, in the afternoon go to Commercial Neighborhood and enter to Martinia News, talk to receptionist first then take the stairs to the left end enter to office, you will find that Allison is the Manager Director here, she will give a photo of Marie Williams to recognize her, go to the receptionist and buy a camera, speak to her again and again until you are fully upgrade your camera, go to your Aunt's office and ask her for information about Marie Williams. For Marie Williams photos you can speak to your Aunt every time you take a new mission.

First go to New Neighborhood across the bar beside Phil house at 24:00 hours, you will see a white arrow walk on it and take the photo.

Go back to Allison to give her the photo and to get the next mission. Talk to your Aunt.

Go to Chinatown in the afternoon and walk north from bus stop to the Armory, enter and walk on to white arrow at the right for the second photo.

Go back to Allison for the next mission. Talk to your Aunt.

Go to East Town at 20:00 hour and walk near to the south east corner on the white arrow for the third photo.

Go back to Allison for the next mission. Talk to your Aunt.

Go to High Neighborhood in the afternoon, walk to the left park after you enter, you will see the white arrow, walk on it for the fourth photo.

Go back to Allison for the next mission. Talk to your Aunt.

Wait until the weekend and in the morning go to the Old Quarter's beach, you will find a boat take it, after you take the photo the Marie Williams guard he will catch you and take you to her, select sex, enjoy.

Go back to Allison give her the fake photo and talk to her again for the next mission. She asks you to take photos for Lily Gold.

Go to the park to the right side of Martinia News at 19:00 hours, walk to white arrow for the photo.

Go back to Allison for the next mission.

Go to Old Quarter and enter Hornets Club at 24:00 hours, at the right you will see a white arrow, walk on it for the photo.

Go back to Allison for the next mission.

Go to Midtown at 19:00 hours to the Diner behind Aunt's house, walk to the white arrow for the photo.

Go back to Martinia News and you will find a guard in front of the door, speak to him and he will take you to Lily Gold, Turn down the money, enjoy. After the scene she will give you her photo the one before she was famous.

Go back to Allison for the next mission. She asks you to take photos of Jane Jarsmashian.

Go to the mall (you will see casino labels on the roof) in the same town at 14:00 hours. Head north to the stairs to the next floor, then head south west to the next room, there is the clothing store, enter and walk to white arrow for the photo.

Go back to Allison for the next mission.

Go back to the mall to clothing store again, take the photo and go back to Allison.  
Go back to the mall, go to clothing store but do not enter, take the stair down and walk far west until you see a Parking sign, (save here if you want to watch the scene again), go to garage, look for the white arrow and walk on it, enjoy.  
Go back to Allison talk to her and she will tell you about Vicki Triaj.  
Go to the park in the same town at 19:00 hours, you will see the white arrow walk on ti for the photo.  
Go back to Allison for the next mission.  
At 19:00 hours go west from Martinia News and a little south, you will see that Vicki arrested, walk to the white arrow for the photo.  
Go back to Allison for and she ask you to take a photo of Vicki in the jail. When you are out of Martinia News you will cal Morgan and you will transported to police station's jail, walk to the shining stars, enjoy.  
Return to Allison and speak to her, from now on there is no point to visit her.  
The next day in the afternoon go to Marcus home and spend some time with him in his room.  
**Info:** if you didn't visit Marcus after the scene that he fuck the principal earlier in the game, probably you will see a conversation with Marcus when you enter, ignore the conversation and when you are out of his house enter again, go to his room and spend time with him.  
After that when you enter to your home you will see Marcus inside, talk to him and you two will transported to the basement of Martinia News, walk to the iron door, it is closed, go to the lockers, click to the stars and go back to the door. Avoid the guard and go right and up to the next door, avoid the guard and go left and up to the last door, avoid the guard and enter to the door with the white arrow, speak to Allison, follow the conversation.  
Now you have to help Allison to find a new Job. Go to Old Quarter at 24:00 hours and you will find Allison standing in front of her home drunk (Marcus home), speak to her, after the talk she enter her house.  
Go to sleep.  
The next morning you will find Allison in frond of her house again, talk to her and you give her the address of your gang.  
In the afternoon go to your gang hideout you will find Allison outside of the building, speak to her and you two go in and you talk with Jaqueline, Svetlana, Sayuki or Bliss depends on wich mafia you belong to, now Allison have a new job in your gang hideout.  
After all that you are outside, go back in find Allison and talk to her. From now on you can take her for dinner if you go to gang hideout at 20:00 hours.  
Continue the dates with her until you max out her love and you can select what to do.  
This ends Allison quest.

## Chloe

To be able start Chloe's quest you must be a member of Nesrot mafia.  
You can find Chloe in the gang hideout, go there in the afternoon, enter and you can find Chloe in the right room beside the slot machine, speak to her, she need your help with her brother Danny, choose to help her and she invite you to her home at Golden Town house No 2.  
Go to Chloe's home during the afternoon, talk to her and follow her upstairs, watch the conversation, follow the next scenes until you and Danny are in Melissa's room, talk to her, select the white arrow put the camera and talk to Danny, enjoy.  
After the scene you are back at Chloe's home, follow the talking and when its over if you want to continue your sexual relation with her select Yes, enjoy.  
The next day in the afternoon visit Chloe again, now you have to to steal documents from Senator Williams laptop anf you are teleport outside of his house, talk to the girls in frond of the door, when you are inside walk to the stairs to the next floor and enter to the room at the left side, talk to Senator's wife, enjoy.  
When you left he unconscious check her, you will see on her solder a tattoo with numbers, this is the laptop password, get out of the room and check the door to the next room, it is closed,

go to the hall east to next map and you will see on the north wall a red lever, push it down and the door is open now, return to the room, check the laptop and enter 6535 for password, when you copy all the documents and try to leave the guard stops you, watch the conversation and the you transferred back to Chloe. Select Yes if you want to continue with her, enjoy.

The next day in the afternoon visit Chloe again, the next target is Andrew Robson, after the talk you transferred to the street and you have to stop a gray car, (Save here, if you choose the wrong car you will be dead and game over), wait for to pass the first two cars and quickly walk to the road in front of the third car, you will transferred in front of the hospital and talk with Elena and she tells you she is a trans, if you want answer Yes to her proposal to go out for a drinks, enjoy. After that you will transferred Back to Chloe. Select Yes if you want to continue with her, enjoy.

The next day in the afternoon visit Chloe again, the next target is Paul Robson and you discover that he is the brother of Kelly, you and Chloe transferred outside of Kelly's home, wait and select yes if you want to see the threesome scene, enjoy.

The next day in the afternoon visit Chloe again, the next target is Sean Slider (son of a Royal Family), you will have to take a job as a cleaner, you transferred to the Royal Family home, Save when you are at corridor, walk south west and talk to the man who standing in front of the door, you have to trade jobs with Ralph, enter to the room and talk to the man who sitting on the left (Ralph), go to the counter and click twice on the basket with donuts to take one and go talk to Ralph again, wait until he leaves to the toilet, walk out the room and go to toilet to lock him in, walk out of toilet and go east north to the stairs, you transferred to the pool, enjoy. You will transferred outside of your home.

The next day in the afternoon visit Chloe again, you have to visit the school where Danny is, talk to him first, you have to find first Ian and Paul, second Jake in change room, third Andrew second floor, and last Sean, walk in to the school and head to the east and enter to next map, walk in the change room where Jake is, talk to him, leave and go to main hall go to second floor and enter to the class at right side talk to Andrew, get out of the school and go east, you will see three students (two of them are Ian and Paul), talk to one of them, after that you will transferred outside of your home.

The next day in the afternoon visit Chloe again and you be able to choose what you want to do with her.

This ends Chloe's quest.

### **Teacher's Quest.**

If you play a new game and follow this walkthrough you will see the activation of these quests during the game play, the day these quests starts it depends of how many days you go to school, the more often you go to school, the sooner they will start.

If you play the game from earlier full save version, after finish Beth's quest go to school every day and the teachers quest starts automatically (in about 2 or 3 weeks).

**(if you want to speed up use RpgMakerSaveEdit to make changes to variables 301 to 305 =15, the first step start at the first day you go to school gym class).**

**Before the activation of Teachers Quests a scene at chem class with Morgan explode the chemical reaction will happend. After this scene Teachers quests begins in the next days.**

The event start at swimming pool when you speak with Morgan and Marcus about girls select your favor girl. After that is pretty much linear.

(No content for Ms Globber in this version).

After the scene finish continue going to school and the rest quests starts automatically at next days.

**You can play the visits in any order you want, this does not have effect to the game**

**Ms Turner** at some point she made a quiz test (use google to find the correct answers) you must answer correct and she invite you to her home New Nationhood house 1 the one with the trees and flower pots in front at your left near bus stop, pretty simple, you can now visit her to max out your relationship with her. After a few visits at recess you receive a message from Rachel enjoy then Ms Turner talk to Rachel and she ask her for you tel number, go and visit Ms Turner at the same day after school. At night go to sleep look the scene, at some point you are hot, choose the SHOWER enjoy. At next visit she admits her fillings for you. Continue visits until you max out her stats when you do that at when you talk to her at recess she ask you to go with her enjoy.

**Ms Jordan** at some point she tell you to stay after class, she tells you to go her husband at Otto Laboratories for further education.

Go at Otto speak to receptionist and select to work for Mr Jordan, do the work and when you finish go for a drink with him. At 3rd visit after all the talk for his inability, he offers you to fuck his wife and invite you at home for a dinner, when Ms Jordan tells you to strip down and wait for her in bed enjoy. In this first sex scene there is not special sex so you can wait until MC comes or press Q button to finish. From now one you can visit Ms Jordan at home at Golden Town house No 3 (not her husband at work).

**Ms Liz** is last because her lesson is one time per week, at some point after her class she will ask you to be a male model and she invite you at her home to Golden Town house No 1. Her quest is linear so no difficulties. After you finish the first modeling session you meet Sandra's mother Tania, there is no quest line for her yet, maybe at new versions. From now one you can visit her to modeling and max out you relation with her.

### **Beth's Recess Info**

Day 1 - Talk with Morgan and Marcus (Bet on Morgan)  
Day 2 - Talk with Tom and Phil (Bet on Tom)  
Day 3 - Talk with Charles and Christian (Bet on Christian)  
Day 4 - Talk with Jason  
Day 5 - Morgan and Tom (Bet on Tom)  
Day 6 - Christian and Your Character  
Day 7 - Tom and Your Character

### **Dating Rachel**

You can ask Rachel out on a date in the afternoon or in the evening to raise your love with her. As your love increases new events will occur with Rachel. Dating Rachel during the afternoon is not the best option. You could instead visit her at home and increase your love with her much faster. At night you cannot visit Rachel at home so dates are still a good option.

You will receive the following increments to your love with Rachel based on how the date goes:

- Good Date +45
- Bad Date -5

As a side note there is one hidden picture at each location on the date. There is nothing specific you need to do to view this extra image, it is completely random. You have a 2.5% chance to see this image any time you take her to a location.

During the date you will start with 0 success points for the date. How you correspond with her will either increase or decrease the success counter. In order to have a successful date you must reach 5 points. Below is a list of the impact each action will have on your points.

How to get there:



- Walking Afternoon +0
- Walking Night -1
- Train -1
- Bus +2
- Taxi +0

Where to go:

- Park +3
- Pool +5
- Restaurant +4
- Gym +1
- Pub +2

Answer her questions:

- Correct Answer +1
- Incorrect Answer -1
- You haven't told me +0

Below is a list of all of the correct answers to Rachel's questions

- Favorite Movie - Survival Games
- Favorite Music Group - Two Directions
- Favorite Video Game - League of Kings
- Videos on YouTV - Falling Videos
- Favorite Color - Blue
- Do you know what I like my Bird? - That Sing
- How many people want to enter nursing career - 20000
- Favorite Book - The Vampires Bleed
- Car of Her Dreams - Mercedes Bins
- Addicted to a series - The Walking Zombie
- Favorite store to buy clothes - Terracota
- Worst person at school - Christian
- How many followers on Piupiu - 1000
- Best Friend - Tyna
- Prefer to sleep alone or accompanied – accompanied

## **JOBS**

You can use the PC in your room to sign up for various jobs.

I do not recommend to keep a save with all jobs finished, because in the future BoN probably use the the Jobs as a part of a character quest. You can play them to see the scenes.

**AMARIA'S GOODS** (is a part of Tyna's quest, look at her quest for info).

## **HORNET AUTO**

You can use Firabane's mod to cheat the working days.

After 10 days Marble will tell you that a car has been stolen from the shop. She will ask you if you can find it and bring it back. At night travel to High Neighborhood and walk to the far northeast of the map near the sewer entrance (beside Morgan's home). You will see the car. Inspect the car and the thief will tell you to get away from the car. Travel to East Town after midnight and speak with the hooker in front of house number 3 (Tyna's house). Pay her to distract the thief. The next day go back to where you found the car in high neighborhood at night (before 0:00). Check the trees behind the car to find the keys and then take the car and bring it back to Marble at Hornet Auto. Enjoy the scene.

You can continue to work for Marble and after you have completed 20 days Marble will tell you she needs your help again when you walk in the shop. She say's the two of you need to recover a car from High Neighborhood. There is a 50% chance the car will be in High Neighborhood along the center road going North and South. If it is not there it will be in Old

Quarter in the parking lot. Once you recover the car you will return with Marble to the shop. Enjoy the scene.

### **HOSPITAL**

You should have to work 10 days on the job. After the 10 days when you go to see the boss she will ask you to do some treatments for an experiment. Say yes and you will get an injection. You must return for 4 more injections before you see the special scene. This will trigger on the day of the 5th injection.

The hospital also has one additional hidden image you can trigger while working. If you are asked to clean the 3rd floor, you should see a stool in the lower left corner of room number 8. If you touch this stool you will spy Nurse Sandy in the shower.

**MARTINIS PRESS** (is a part of Allison's quest, look at her quest for info)

### **GIGOLO**

This quest activated during Aunt Maggie's quest, you can do this job while you also work in to other jobs.

After the job activated during Aunt's quest and after the first interaction with the mobster, you can continue do this job. To take one job visit the mobster at night in Chinatown's strip club, he will give you random jobs to do and when you finish you will be paid for your effort.