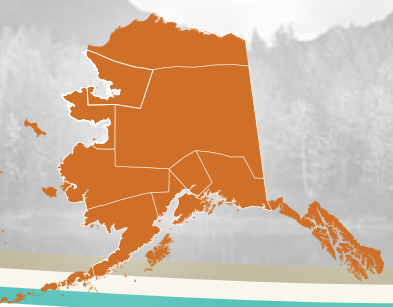


Statewide Data Educational Attainment



Updated: 2/22/2017

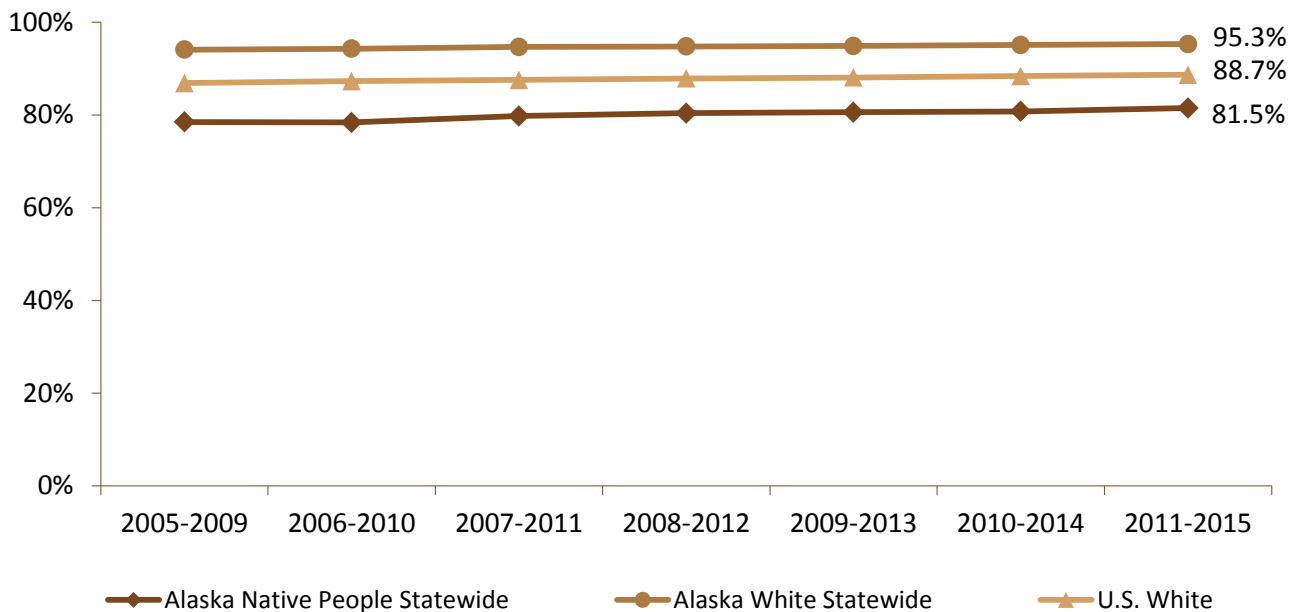
Definition: *Educational attainment* refers to the highest level of education that an individual has completed. Educational attainment improves socioeconomic status and is also protective against adverse health risks over the life span.¹

Summary:

- The estimate proportion of Alaska Native adults (25 years and older) who completed high school (or equivalent) or a higher level of education increased 3.8% from 78.5% in 2005-2009 to 81.5% in 2011-2015.
- During 2011-2015, 38.5% of Alaska Native adults completed some college, an associate’s degree, or achieved a bachelor’s degree or higher.

Adults Aged 25 Years and Older Who Completed at Least High School, 2005-2015

Data Source: U.S. Census Bureau, American Community Survey 5-Year Estimates

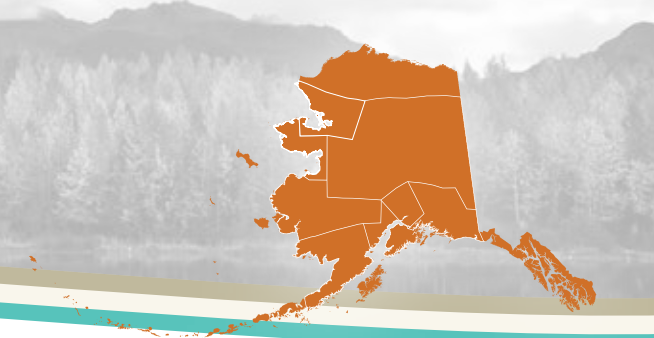


Years	Alaska Native People Statewide		Alaska Whites Statewide		U.S. Whites	
	%	MOE (+/-)	%	MOE (+/-)	%	MOE (+/-)
2005-2009	78.5%	1.3	94.1%	1.0	86.9%	0.1
2006-2010	78.4%	1.4	94.3%	0.9	87.3%	0.1
2007-2011	79.8%	1.6	94.7%	1.0	87.6%	0.1
2008-2012	80.4%	1.6	94.8%	1.0	87.9%	0.1
2009-2013	80.6%	1.5	94.9%	1.0	88.1%	0.1
2010-2014	80.8%	1.3	95.1%	0.9	88.4%	0.1
2011-2015	81.5%	1.3	95.3%	0.9	88.7%	0.1

MOE: Margin of Error is based on a 90% confidence interval.

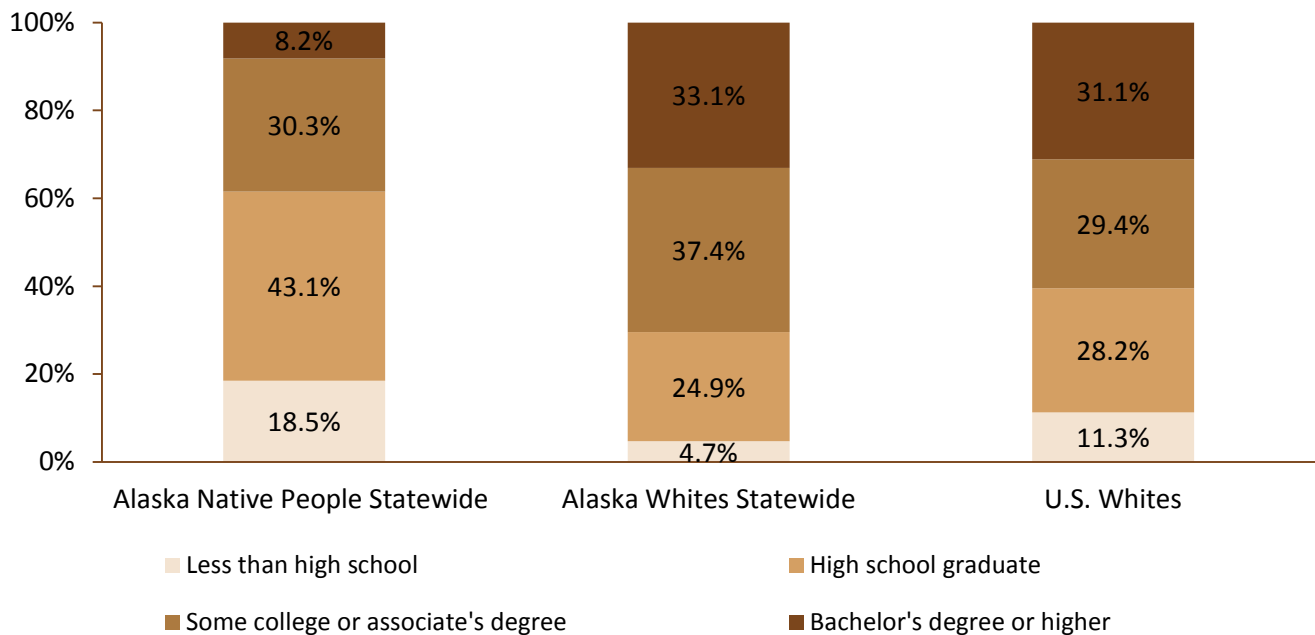
¹Definition used from Closing the Gap at the Top of the World 2015 Health Disparities Profile.

Statewide Data Educational Attainment



Highest Educational Attainment, Adults 25 Years and Older, 2011-2015

Data Source: U.S. Census Bureau, American Community Survey 5-Year Estimates



	Alaska Native People Statewide		Alaska Whites Statewide		U.S. Whites	
	%	MOE (+/-)	%	MOE (+/-)	%	MOE (+/-)
Less than high school	18.5%	0.8	4.7%	0.2	11.3%	0.0
High school diploma, GED or alternative	43.1%	1.0	24.9%	0.5	28.2%	0.1
Some college or associate's degree	30.3%	1.0	37.4%	0.6	29.4%	0.0
Bachelor's degree or higher	8.2%	0.7	33.1%	0.6	31.1%	0.1

MOE: Margin of Error is based on a 90% confidence interval.

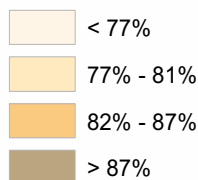
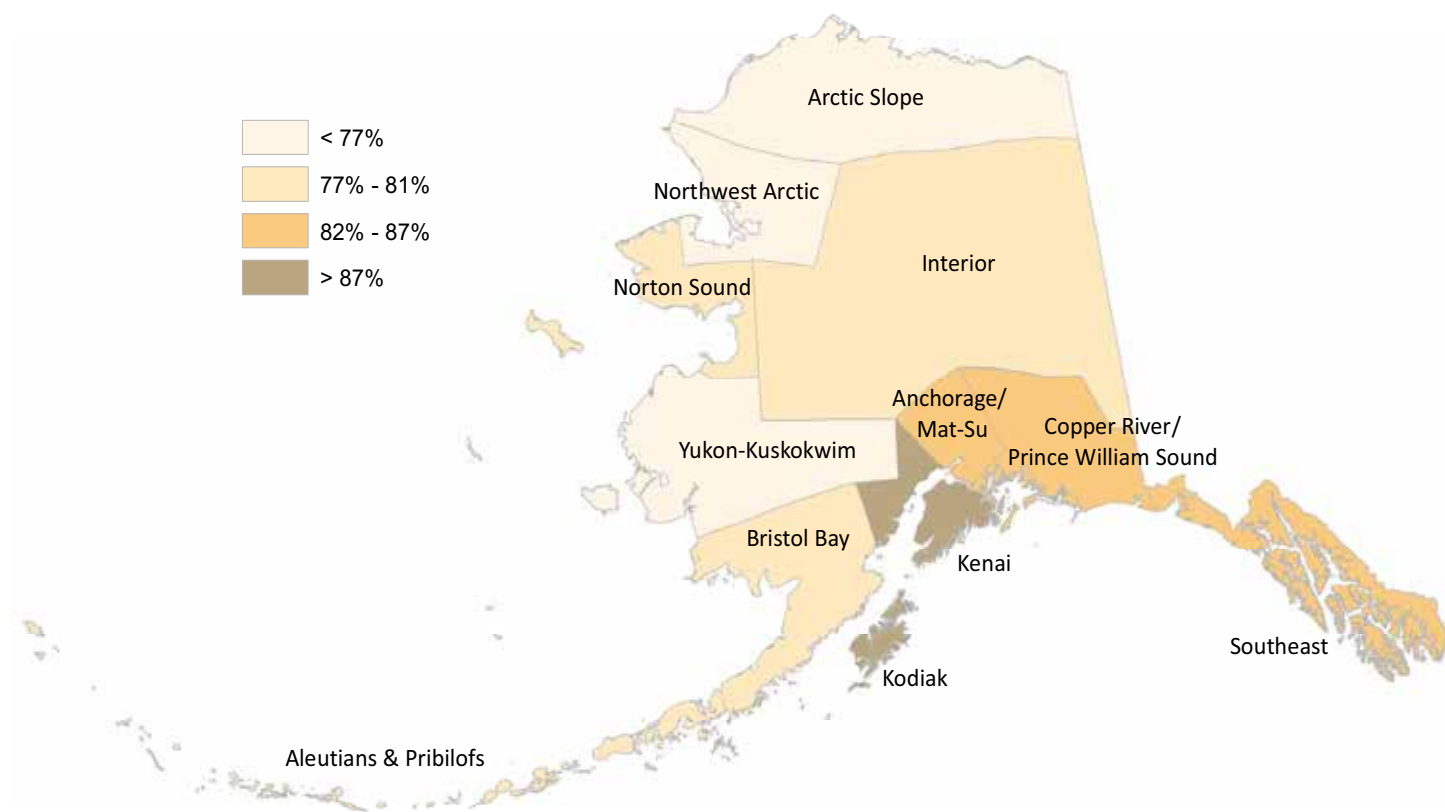


Statewide Data Educational Attainment



Alaska Native Adults Aged 25 Years and Older Who Completed at Least High School, by Tribal Health Region, 2011-2015

Data Source: U.S. Census Bureau, American Community Survey 5-Year Estimates



	Alaska Native People
	%
Northwest Arctic	74.7%
Arctic Slope	76.1%
Yukon-Kuskokwim	76.1%
Norton Sound	77.9%
Interior	79.7%
Bristol Bay	80.1%
Aleutians and Pribilofs	80.2%
Anchorage/Mat-Su	85.1%
Southeast	86.4%
Copper River/Prince William Sound	86.5%
Kodiak	87.5%
Kenai	88.5%
Statewide	81.5%