



# Michigan Flu Focus

Weekly Influenza Surveillance Report



Editor: Sue Kim, MPH

Editor Email: [KimS2@michigan.gov](mailto:KimS2@michigan.gov)

December 20, 2019

Vol. 17; No. 11

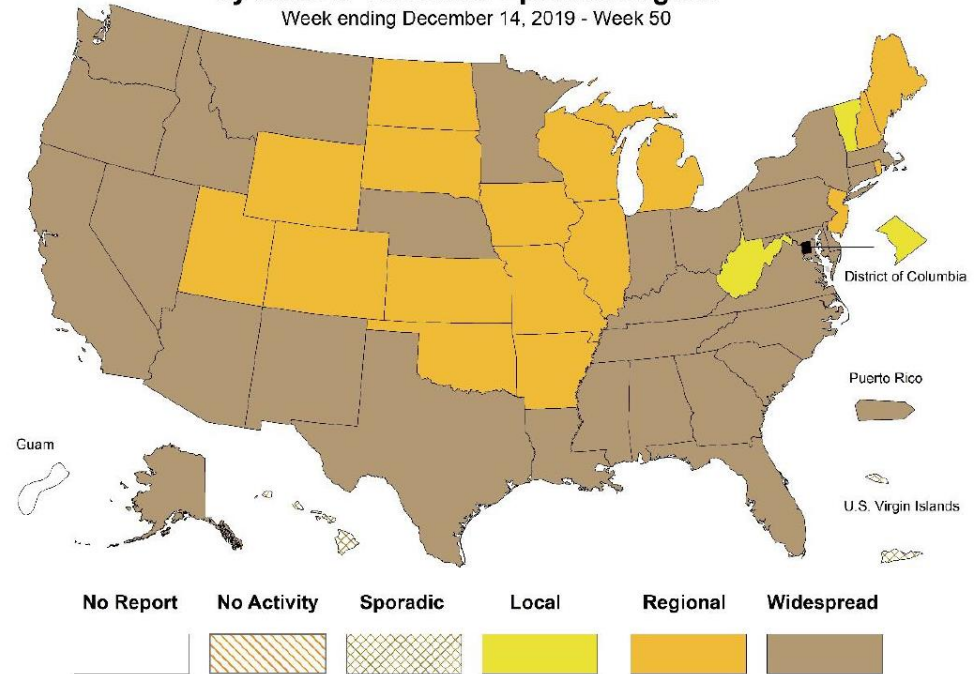
## Week Ending December 14, 2019 | WEEK 50

Michigan Influenza Activity
No Activity
Sporadic
Local
<b><u>Regional</u></b>
Widespread

\*Clicking on the current activity level will direct you to the CDC webpage defining each activity level for the geographic spread of influenza

### Weekly Influenza Activity Estimates Reported by State & Territorial Epidemiologists\*

Week ending December 14, 2019 - Week 50



### Updates of Interest

Nationally, influenza B/Victoria viruses continue to be the most frequently reported, followed by influenza A/H1N1 viruses. The predominant virus varies by state and age group.

Please see the following link to CDC's FluView report for more details: <https://www.cdc.gov/flu/weekly/>

### Influenza-associated Pediatric Mortality

Nationally, 19 influenza-associated pediatric deaths have been reported thus far for the 2019-2020 flu season. No (0) pediatric influenza deaths have been confirmed by MDHHS for the 2019-2020 flu season.

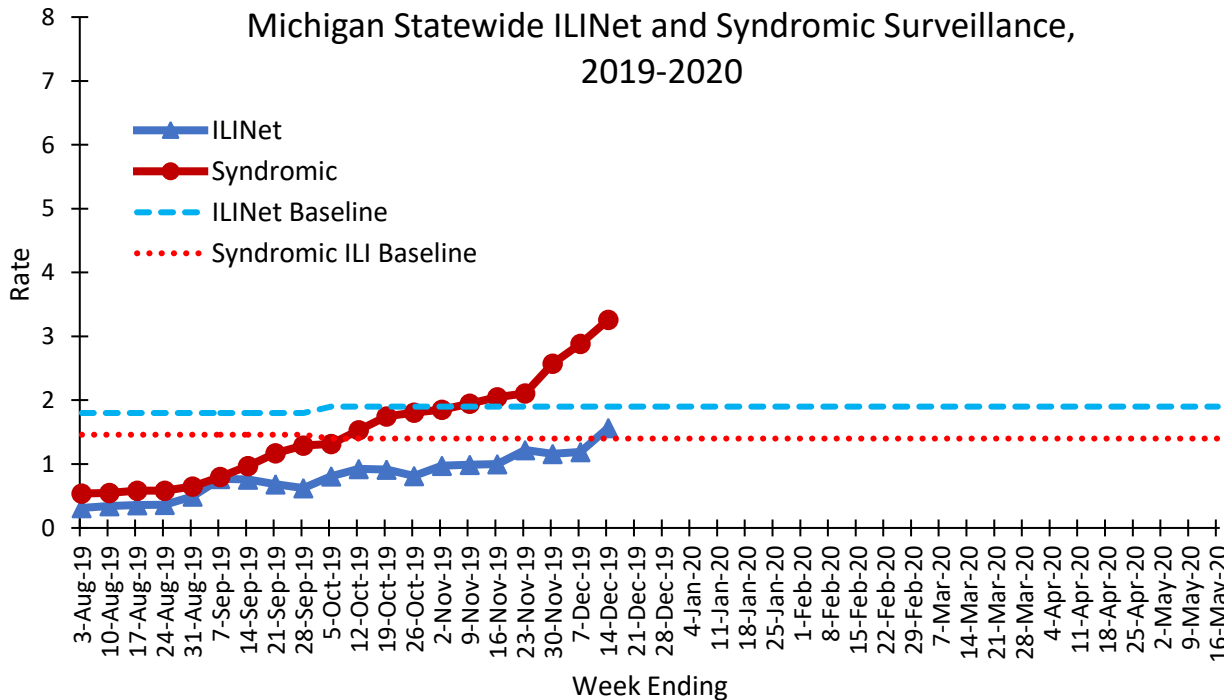
## U.S. Outpatient Influenza-like Illness Surveillance Network (ILINet)

Michigan participates in ILINet, a collaborative effort between the CDC, state and local health departments, and volunteer sentinel clinicians as part of Michigan’s influenza surveillance. ILINet provides data on the total number outpatient visits to health care providers seen for any reason and the number of those patients with influenza-like illness (ILI). For this system, ILI is defined as fever (temperature of 100°F [37.8°C] or greater) and a cough and/or a sore throat without a known cause other than influenza.

### Number of Reports and ILI % by Region in Michigan during this time period:

Region	C	N	SE	SW
No. of Reporters <b>Total (25)</b>	8	5	10	2
ILI %	0.7	2.2	3.2	0.6

Data is provisional and may change as additional reports are received.



### Michigan ILI Activity

**1.6%**  
(Last week: 1.2%)  
Regional Baseline\*: 1.9%

A total of 158 patient visits due to ILI were reported out of 10,071 office visits during this period.

\*Regional baseline is determined by calculating the mean percentage of patient visits due to ILI during non-influenza weeks for the previous three seasons and adding two standard deviations

### National Surveillance

In the United States, **3.9%** of outpatient visits were due to ILI. (Last week: 3.2%)  
This is **above** the national baseline of 2.4%

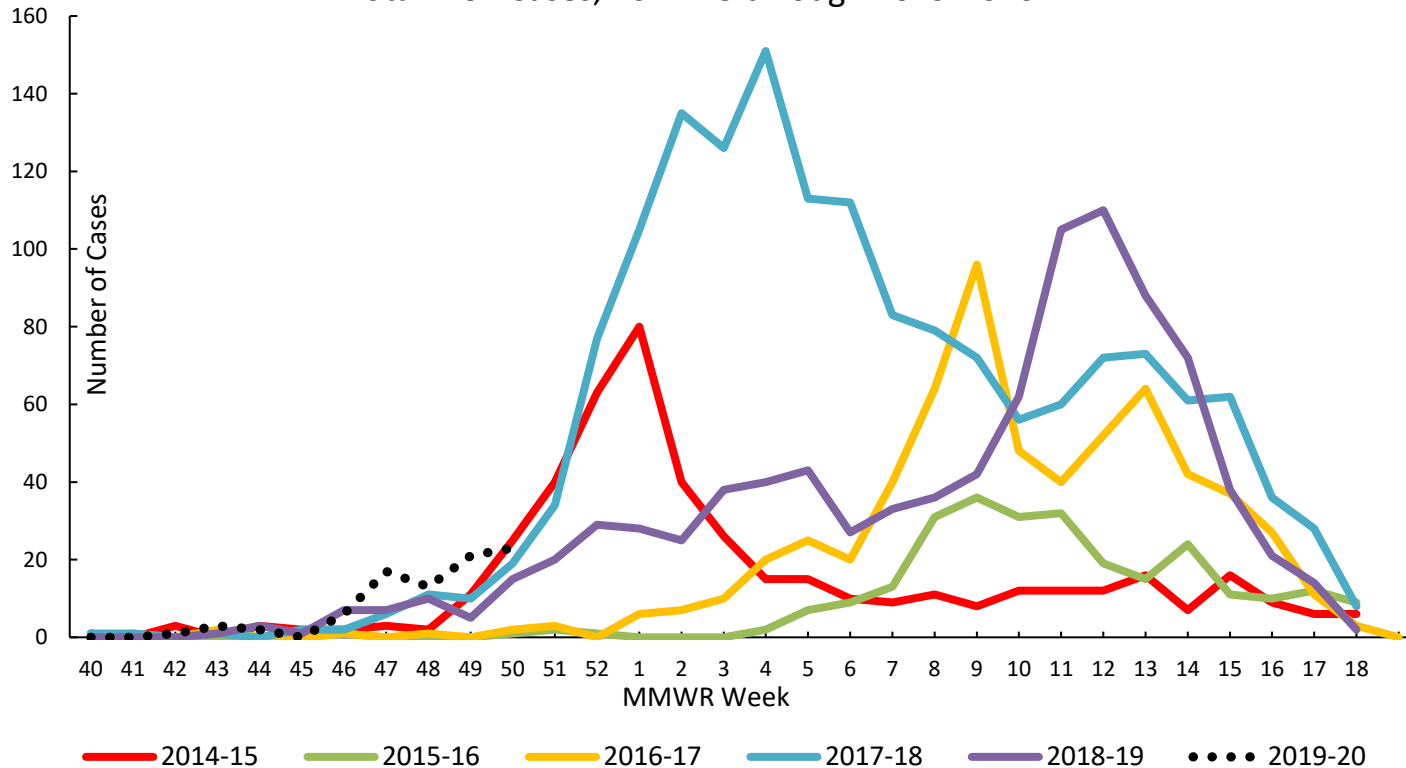
**Become an ILINET provider!**  
Contact Shelly Doebler at [DoeblerM@michigan.gov](mailto:DoeblerM@michigan.gov)

## Influenza Hospitalization Surveillance Project (IHSP)

The CDC's Influenza Hospitalization Surveillance Network (FluSurv-NET) provides population-based rates of laboratory-confirmed influenza-associated hospitalizations from October 1<sup>st</sup> through April 30<sup>th</sup> each year. Michigan participates as an IHSP state in FluSurv-NET for Clinton, Eaton, Genesee, Ingham, and Washtenaw Counties.

There were **23** (5 pediatric, 18 adult) influenza-associated hospitalizations reported to MDHHS for the IHSP during this time period. Since October 1<sup>st</sup>, **86** (17 pediatric, 69 adult) influenza-related hospitalizations were reported in the catchment area for the 2019-2020 season.

Total IHSP Cases, 2014-15 through 2019-2020



Washtenaw County was added in the 2017-2018 season

## Join the Influenza Sentinel Hospital Network (ISHN)!

What is it? ISHN is a group of hospitals in Michigan that voluntarily report weekly aggregate counts of influenza positive inpatients to assist MDHHS with statewide flu surveillance

How it works: As a participating hospital in the ISHN, you would complete a brief Survey Monkey every week containing:

- Number of hospitalizations with a positive influenza test by age group during that time period
- The total number of hospitalizations due to any condition during that time period (if available)

The data you provide is aggregated by region and can assist providers and public health in recognizing changes in the age or geographic distribution of flu in this population.

If your facility is interested in participating or would like more details, please contact Sue Kim ([KimS2@michigan.gov](mailto:KimS2@michigan.gov))

# Laboratory (Virologic) Surveillance

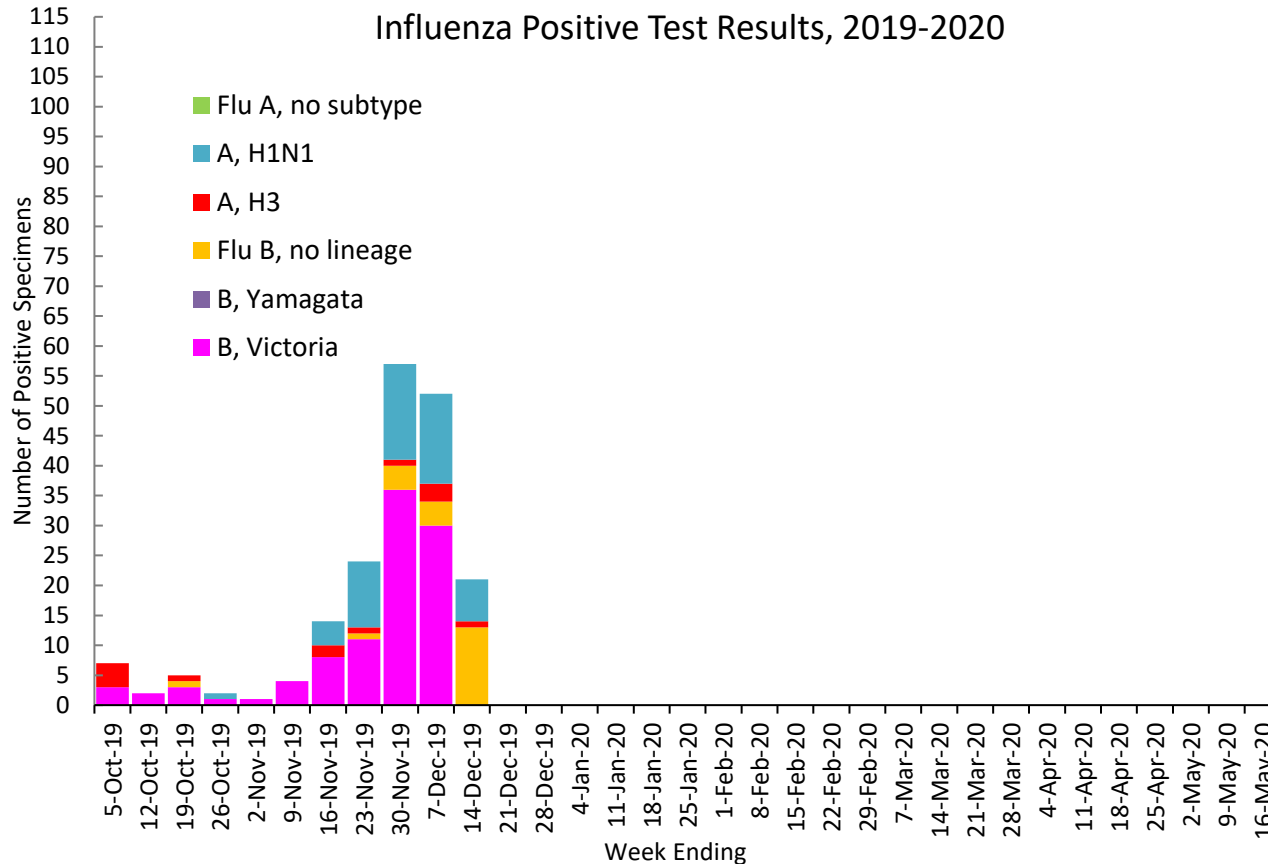
Week Ending Dec 14, 2019

There were 21 new positive influenza results (6, 4N, 0SE, 11SW) reported by the MDHHS Bureau of Laboratories (BOL) during this time period.

## # of Positive Respiratory Virus Results by Region

	C	N	SE	SW	Total
H1N1	18	4	14	18	54
H3N2	4	0	8	1	13
Infl B	22	2	49	49	122
<b>Total</b>	<b>44</b>	<b>6</b>	<b>71</b>	<b>68</b>	<b>189</b>

Data is provisional and may change as additional results are reported.



Note: Flu B subtyping will be reported based on MDHHS BOL testing runs and will be backtracked into this graph  
 Latest MDHHS BOL Flu B lineage determination run: December 17, 2019

## Michigan Sentinel Clinical Lab Network Respiratory Virus Data

Twelve (12) sentinel clinical labs (3SE, 2SW, 5C, 2N) reported during this week

SE Region	
Influenza A:	elevated; increasing
Influenza B:	elevated; strong increases
Parainfluenza:	elevated
RSV:	elevated; strong increases
Adenovirus:	slightly elevated
hMPV:	elevated; some increases
Central Region	
Influenza A:	low
Influenza B:	low – elevated
Parainfluenza:	low – slightly elevated
RSV:	low – elevated
Adenovirus:	low – slightly elevated
hMPV:	low – elevated
SW Region	
Influenza A:	elevated
Influenza B:	elevated; increasing
Parainfluenza:	low
RSV:	elevated; increasing
Adenovirus:	low
hMPV:	low
North Region	
Influenza A:	low
Influenza B:	sporadic
Parainfluenza:	sporadic – very low
RSV:	low
Adenovirus:	sporadic
hMPV:	low

There were no (0) new respiratory outbreaks reported to MDHHS during this time period. Respiratory outbreaks for the 2019-2020 season are listed in the table below.

**# of Congregate Setting Outbreaks by Region**

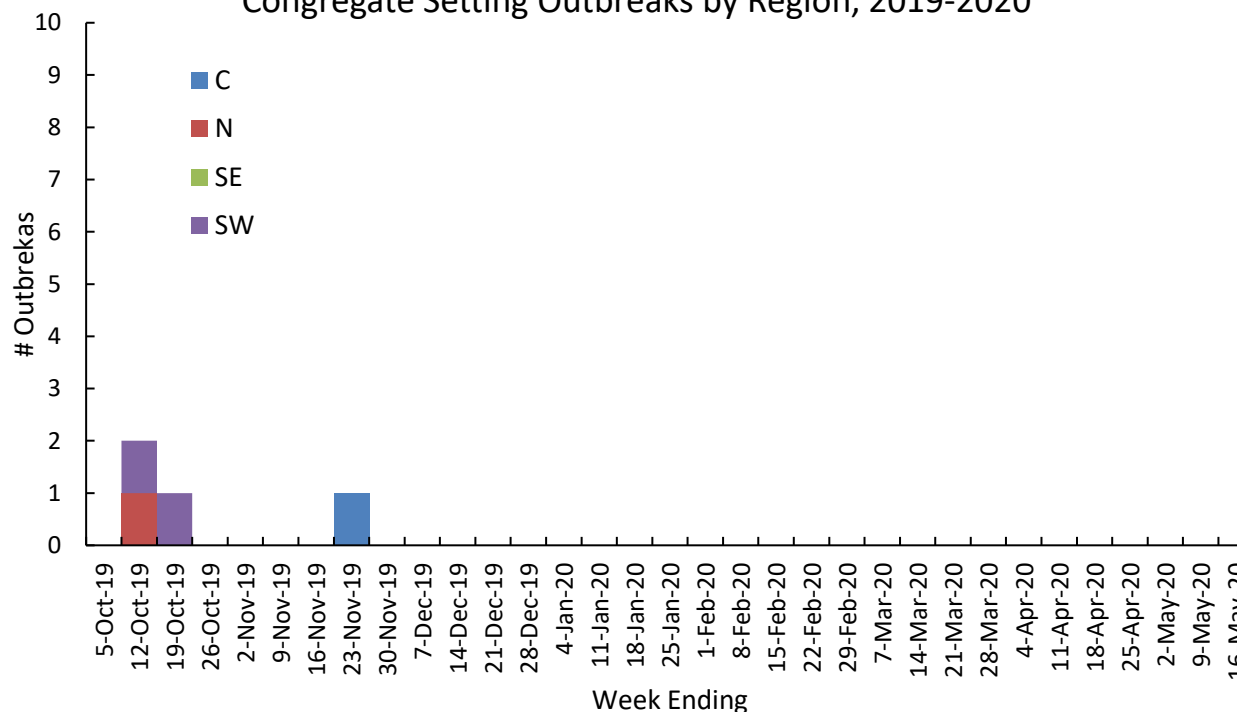
Facility Type	C	N	SE	SW	Total
Schools: K-12 & College	0	0	0	0	0
Long-term Care / Assisted Living Facility	1	1	0	2	4
Healthcare Facility	0	0	0	0	0
Daycare	0	0	0	0	0
Homeless Shelter	0	0	0	0	0
Correctional Facility	0	0	0	0	0
Other	0	0	0	0	0
<b>Total</b>	<b>1</b>	<b>1</b>	<b>0</b>	<b>2</b>	<b>4</b>

### Did you know?

Congregate setting outbreaks of viral respiratory illnesses are required to be reported to your local health department? See:

- [Influenza Guidance for Healthcare Providers](#)
- [Guideline for influenza and Respiratory Virus Outbreaks in Long-Term Care Facilities](#)

**Congregate Setting Outbreaks by Region, 2019-2020**



## Influenza Vaccine Updates

### 37% of Americans Do Not Plan to Get a Flu Shot This Season

The National Opinion Research Center (NORC) at the University of Chicago revealed results from nationally representative poll on influenza vaccination opinions and the results were worrying.

The survey results revealed that 44% of adults have been vaccinated against influenza for the 2019-2020 flu season, but alarmingly 37% have no plans to get vaccinated. An age breakdown of these results can be found in the table below.

The top reasons survey participants indicated for not receiving a flu vaccine include concerns about vaccine side effects, beliefs that the vaccine does not work very well, and beliefs that they never get sick with the flu.

Providers should work with their patients to address these concerns and encourage vaccination for everyone 6 months and older.

### Adults' Plans to Receive the Flu Vaccination for 2019-2020 Season

	Have Been Vaccinated	Plan to Get Vaccinated	Do Not Plan to Get Vaccinated	Other
All Ages	44%	18%	37%	1%
18-29 years	35%	22%	39%	4%
30-44 years	36%	16%	47%	1%
45-59 years	34%	18%	46%	2%
60+ years	65%	16%	19%	-

## Influenza News Blast

- [Vaccine Requirements in Childcare Centers Across the U.S.](#)
- [MDHHS- Influenza Vaccine F.A.Q.](#)
- [New Study: Antivirals Aid in Recovery of Severe Flu](#)
- [Flu Increasing Across Northern Hemisphere](#)
- [Vaccine Comparison in Inducing Immune Response](#)
- [Flu Forecasting Tool: FluSight](#)
- [Cold and Flu Virus Interactions](#)

### Additional Resources

- [MDHHS Influenza Webpage](#)
- [MDHHS Bureau of Laboratories \(BOL\) Webpage and Test Request Forms](#)
- [CDC FluView Weekly Report](#)
- [NFID Flu and Chronic Health Conditions Toolkit](#)
- [CDC Healthcare Professionals Flu Toolkit](#)
- [Immunization Action Coalition: Ask the Experts- Flu](#)

View Michigan Flu Focus Report archives [here](#)

## Influenza Burden Estimates

The Centers for Disease Control and Prevention (CDC) have once again begun to release [preliminary burden estimates](#) for the 2019-2020 influenza season.

Between October 1, 2019 through November 30, 2019 it is estimated that there have been:

- **2.6 million – 3.7 million flu illnesses**
- **1.2 million – 1.8 million flu medical visits**
- **23,000 – 41,000 flu hospitalizations**
- **1,300 – 3,300 flu deaths**

Additionally, there have been 10 confirmed flu-associated pediatric deaths for the 2019-2020 flu season.

Influenza activity is [greatly increasing around the country](#) and flu-like illness has been above or at the national baseline for four weeks.

Remember: It is not too late to get vaccinated! Get your flu shot!

## MDHHS Contributors

**Bureau of Epidemiology and Population Health**  
S. Bidol, MPH, S. Kim, MPH

**Bureau of Family Health Services**  
M. Doebler, MPH

**Bureau of Laboratories**  
B. Robeson, MT, V. Vavricka, MS

For questions or to be added to the distribution list, please contact Sue Kim at [KimS2@michigan.gov](mailto:KimS2@michigan.gov)