

COMMUNICATION GOALS

- 1 Tell a classmate your occupation.
- 2 Identify your classmates.
- 3 Spell names.

UNIT

1

Names and Occupations

LESSON

1

GOAL

Tell a classmate your occupation

DIGITAL
FLASH
CARDS

- 1 ▶ 1:14 **VOCABULARY** • *Occupations* Read and listen. Then listen again and repeat.

VOCABULARY BOOSTER

More occupations • p. 125



1 a teacher



2 a student



3 an architect



4 an actor



5 an athlete



6 a musician



7 an artist



8 a banker



9 a singer



10 a flight attendant

- 2 **PAIR WORK** Say the name of an occupation. Your partner points (☞) to the picture.

- 3 **GRAMMAR** • Verb *be*: singular statements / Contractions

Affirmative statements / Contractions

I **am** Ann. / I'**m** Ann.

You **are** an architect. / You'**re** an architect.

He **is** a teacher. / He'**s** a teacher.

She **is** a singer. / She'**s** a singer.

Negative statements / Contractions

I **am not** Jen. / I'**m not** Jen.

You **are not** an artist. / You'**re not** an artist. / You **aren't** an artist.

He **is not** a student. / He'**s not** a student. / He **isn't** a student.

She **is not** a banker. / She'**s not** a banker. / She **isn't** a banker.

Articles **a** / **an**

a teacher
an actor

4 **GRAMMAR PRACTICE** Write the article a or an for each occupation.


- 1 I'm architect. 3 He's not banker. 5 She is singer.
 2 She's student. 4 He is musician. 6 I'm not athlete.

5 **PAIR WORK** Point to the people on page 4. Say *He's* _____ or *She's* _____.

“ He's a teacher. ”

6 **VOCABULARY / GRAMMAR PRACTICE** Read the names and occupations. Write affirmative and negative statements.

“ She's a flight attendant. ”



- 1 Orlando Bloom is an actor. He's not a singer.
 2 Luis Miguel

- 3 Joo Yeon Sir
 4 Marta

DIGITAL
MORE
EXERCISES

NOW YOU CAN Tell a classmate your occupation

1 ▶ 1:15 **CONVERSATION MODEL** Read and listen.

- A: What do you do?
 B: I'm an architect. And you?
 A: I'm a banker.

2 ▶ 1:16 **RHYTHM AND INTONATION** Listen again and repeat. Then practice the Conversation Model with a partner.

3 **CONVERSATION ACTIVATOR** With a partner, personalize the conversation. Use your own occupations.

- A: What do you do?
 B: I'm And you?
 A: I'm

4 **CHANGE PARTNERS** Tell another classmate your occupation.



1 ▶ 1:17 VOCABULARY • *More occupations* Read and listen. Then listen again and repeat.1 She's a **chef**.2 He's a **writer**.3 She's a **manager**.4 She's a **scientist**.5 He's a **doctor**.6 She's an **engineer**.7 He's a **photographer**.8 He's a **pilot**.2 GRAMMAR • *Singular and plural nouns / Be: plural statements*

Singular nouns

a chef

an athlete

Plural nouns

2 chefs

3 athletes

Subject pronouns

Singular

I

you

he

she

Plural

we

you

they

Affirmative statements / Contractions

We **are** photographers. / We're photographers.You **are** scientists. / You're scientists.They **are** writers. / They're writers.

Negative statements / Contractions

We **are not** chefs. / We're **not** chefs. / We **aren't** chefs.You **are not** pilots. / You're **not** pilots. / You **aren't** pilots.They **are not** artists. / They're **not** artists. / They **aren't** artists.3 GRAMMAR PRACTICE Complete each statement with a singular or plural form of be.

1 I a writer.

3 We doctors.

5 We managers.

2 She not a pilot.

4 They not scientists.

4 VOCABULARY / GRAMMAR PRACTICE Circle the correct word or words to complete each statement.

1 I am (an artist / artists / artist).

3 She is (banker / a banker / bankers).

2 We are (a flight attendant / flight attendants / flight attendant).

4 They are (a writer / writers / writer).

5 GRAMMAR • **Be: yes / no questions and short answers**

Yes / no questions

Are you
Is he
Is Tanya

an architect?

Are you
Are they
Are Ted and Jane

musicians?

Short answers

Yes, I **am**.

Yes, he
she

is.

Yes, we
they

are.

No, I'm **not**.

No, he's
she's

not.

No, we're
they're

not.



Be careful!

Yes, I am.	NOT	Yes, I'm.
Yes, she is.	NOT	Yes, she's.
Yes, we are.	NOT	Yes, we're.

6 GRAMMAR PRACTICE Complete the conversations. Use contractions when possible.

1 A: Are they Abby and Jonah?
B: Yes,

2 A: Hanna a scientist?
B: No, she'..... a doctor.

3 A: you Rachel and Philip?
B: No, we'..... Judith and Jack.

4 A: a chef?

B: Yes, I

5 A: he Evan?

B: No, not. He'..... Michael.

6 A: Tim an actor?

B: No, he'..... a teacher.

7 PAIR WORK Practice the conversations from Exercise 6.

8 PAIR WORK Ask your partner two questions. Answer your partner's questions.

“ Are you an artist? ”

“ Yes, I am. ”

NOW YOU CAN Identify your classmates

1 ▶ 1:18 CONVERSATION MODEL Read and listen.

A: Excuse me. Are you Marie?
B: No, I'm not. I'm Laura. That's Marie.
A: Where?
B: Right over there.
A: Thank you.
B: You're welcome.

2 ▶ 1:19 RHYTHM AND INTONATION Listen again and repeat. Then practice the Conversation Model with a partner.

3 CONVERSATION ACTIVATOR With a partner, personalize the conversation. Use real names. Then change roles.

A: Excuse me. Are you ?
B: No, I'm not. I'm That's
A: Where?
B: Right over there.
A: Thank you.
B: You're welcome.

4 CHANGE PARTNERS Identify other classmates.



DIGITAL FLASH CARDS

1 ▶ 1:20 **VOCABULARY** • *The alphabet* Read and listen. Then listen again and repeat.



2 ▶ 1:21 **LISTENING COMPREHENSION** Listen. Circle the letter you hear.

- | | | | | | | | | | | | | | | |
|---|---|---|---|---|---|---|---|---|----|---|---|----|---|---|
| 1 | A | K | 4 | U | O | 7 | F | X | 10 | J | G | 13 | D | G |
| 2 | B | E | 5 | B | Z | 8 | X | S | 11 | L | N | 14 | H | K |
| 3 | M | N | 6 | T | C | 9 | Z | V | 12 | K | J | 15 | P | E |

3 **PAIR WORK** Read 10 letters aloud to your partner. Point to the letters you hear.



4 ▶ 1:22 **LISTENING COMPREHENSION** Listen. Circle the correct spelling. Then spell each name aloud.

1	Green	Greene	Grin
2	Leigh	Lee	Li
3	Katharine	Katherine	Catharine

5 ▶ 1:23 **LISTENING COMPREHENSION** Listen to the conversations. Write the names.

- 1
- 2
- 3

6 **GRAMMAR** • *Proper nouns and common nouns*

Proper nouns

The names of people and places are proper nouns. Use a capital letter to begin a proper noun.

Melanie Pepper New Delhi Nicaragua

Common nouns

Other nouns are common nouns. Use a lowercase letter to begin a common noun.

morning doctor student

Capital letters
A B C
Lowercase letters
a b c

7 **GRAMMAR PRACTICE** Circle the proper nouns. Underline the common nouns.

- 1 Mary Chase 3 name 5 partners
2 letter 4 France 6 alphabet

8 **GRAMMAR PRACTICE** Check the common nouns. Capitalize the proper nouns.

- 1 Marie 3 sarah browne 5 canada 7 letter
 2 partner 4 teacher 6 noun 8 grammar

DIGITAL
MORE
EXERCISES

9 **PRONUNCIATION** • Syllables Read and listen. Then listen again and repeat.

1 syllable	2 syllables	3 syllables	4 syllables
chef	bank • er	ar • chi • tect	pho • tog • ra • pher

10 **PAIR WORK** First, take turns saying each word. Write the number of syllables. Then listen to check your work.

- 1 teacher 3 vocabulary 5 occupation
2 students 4 alphabet 6 they're

NOW YOU CAN Spell names

1 **CONVERSATION MODEL** Read and listen.

- A: Hello. I'm John Bello.
B: Excuse me?
A: John Bello.
B: How do you spell that?
A: B-E-L-L-O.
B: Thanks!

2 **RHYTHM AND INTONATION**

Listen again and repeat. Then practice the Conversation Model with a partner.

3 **CONVERSATION ACTIVATOR**

With a partner, personalize the conversation. Use real names. Then change roles.

- A: Hello. I'm
B: Excuse me?
A:
B: How do you spell that?
A:
B: Thanks!

DON'T STOP!

Ask about occupations:
What do you do?

4 **CHANGE PARTNERS**

Personalize the conversation again.



DIGITAL
VIDEO


EXTENSION

1 **▶ 1:28 LISTENING COMPREHENSION** Listen to the conversations. Write the number of each conversation in the correct box.



2 **▶ 1:29 LISTENING COMPREHENSION** Listen to the conversations. Complete the information.

NAME	OCCUPATION
Porter	




3 **PAIR WORK** Choose a famous person. Write that person's information on the form. Then play the role of that person and introduce "yourself" to your partner.

NAME:
OCCUPATION:

“ Hi. I'm [Bradley Cooper].
I'm [an actor]. And you? ”

4 **VOCABULARY / GRAMMAR PRACTICE** Answer the questions about four famous people. Use subject pronouns and contractions.



1 Is Idris Elba an actor or a singer?
He's an actor.

2 Is Paulina Aguirre a singer?
.....

3 Is Zheng Jie a teacher?
.....

4 Are Zheng Jie and Mario Vargas Llosa scientists?
.....

5 Is Mario Vargas Llosa an actor?
.....

6 Is Zheng Jie an athlete or a writer?
.....

5 **PERSONAL RESPONSES** Write responses with real information.

1 "Hi. I'm Art Potter."
YOU

2 "Are you a teacher?"
YOU

3 "What do you do?"
YOU

4 "Thank you."
YOU

GRAMMAR BOOSTER

Unit 1 review • p. 135

For additional language practice ...

TOP NOTCH POP • Lyrics p. 150
"What Do You Do?"

DIGITAL SONG

DIGITAL KARAOKE



Rose

POINT Name the occupations in the pictures. For example:

She's an artist.

PAIR WORK

1 Ask and answer questions about the people. For example:

Is John a photographer? Yes, he is.

2 Create conversations for the people. For example:

Hi. I'm ____.

WRITING Write affirmative and negative statements about the people in the picture. For example:

<i>Rose is an artist. She's not an architect.</i>

WRITING BOOSTER p. 146
Guidance for this writing exercise



John

Ben

Matt

Tim

Martin

Marie

Ann

Emily

NOW I CAN

- Tell a classmate my occupation.
- Identify my classmates.
- Spell names.