

## LESSON TWO: CORNERSTONE

### MAIN POINT:

Jesus, the Cornerstone, is the foundation of God's plan.

**BIBLE VERSE:** The stone the builders rejected has become the cornerstone. Psalm 118:22

**BIBLE STORY:** The Parable of the Wicked Tenants Luke 20:9-18

### THIS LESSON CONTAINS:

#### Listening:

The Pitchy Twins  
Guess That Sound  
Sound It Out  
The Blue Kid Group

#### Investigating:

Key Bible Story  
Sound Test Lab  
Group Production

#### Testing:

The Sound Laboratory  
Craft  
Games  
Sound Off  
Snack  
Bible Memory Activity  
Trading Cards  
Family Lab Report

### SOMETHING TO THINK ABOUT BEFORE TEACHING:

The cornerstone was an important part of a building or an arch. The stability and strength of the building depended on the cornerstone. Psalm 118:22 talks about Israel being the cornerstone as God's chosen people. The world rejected Israel. In the same way, Jesus, God's chosen one, would be rejected by many of the Jewish leaders. The Psalm is referred to in the New Testament with the cornerstone being Jesus.

This rejection would not keep Jesus from being the foundation of God's plan, the one who gives stability and strength. Kids will learn that not only is Jesus the Rock, the one we can count on but also He gives stability to their lives.



**-SOUND LAB-**

# LISTENING

## THE PITCHY TWINS **PP**

**Supplies:** Costumes, building blocks (empty tin cans, plastic cups, any non-breakable, stackable things that will make noise when dropped), clipboard, pen

**Preparation:** Place the blocks on a table.

Hi is stacking the blocks in different patterns then knocking them over. After each time, he records his observations on the clipboard.

Lo: (Walks into the studio.) **Hi, what are you doing? The noise coming from this Sound Lab can be heard all over the building.**

Hi: **Experimenting! That is what I'm doing. I am trying... are you ready for this... wait... wait... it is going to blow your socks off...**

Lo: **Please get to it, Hi.**

Hi: **I am trying to create the loudest possible sound using only materials found in a home. I am recreating an event where a child might build something only to knock it over with great force. The resulting sound is REMARKABLE!**

Lo: **Are you kidding me?**

Hi: **No.**

Lo: **Hi. Really? I mean. Really?**

Hi: **Really. Let me show you.**

Hi builds a tower with the blocks.

Hi: **Are you ready for a remarkable noise?**

Lo: **No, not at all.**



Hi: (Pushes the tower over): **Is that not incredible? I have tried different configurations and have been plotting the process. What I have discovered is that without a firm foundation, the blocks fall and make a much louder noise than if the foundation is stable. There seems to be an important block here- the one that holds everything together.**

Lo: **I see. Now, I have an idea.**

Hi: (Jumps up and down.) **YAY! I love ideas!!! I knew you would get excited about this latest sound experiment taking place in our incredible sound lab here at Imagination Factory. I can only imagine what your idea might be. Let's see maybe you want me to drop the blocks off the top of the factory to hear what sound that might make or maybe you want me to put them on the conveyer belt and run them through the crunchinator and see what awesome sound that makes OR maybe you will want me to...**

Lo: **I want you to see how quietly you can knock the blocks over.**

Hi: **What?**

Lo: **You know, how peacefully can you make the blocks go. See like this.** (Reaches out and slightly touches a block.)

Hi: **Why?**

Lo: **To test the sound of blocks falling.**

Hi: **You are absolutely no fun.**

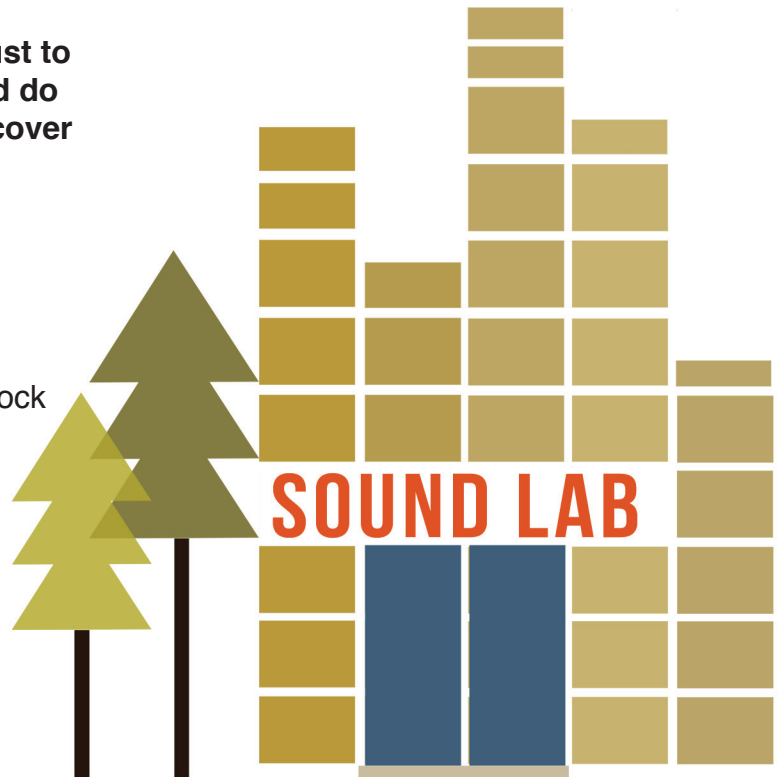
Lo: **But I am quiet. Very, very peaceful and quiet. You could be too.**

Hi: (Shakes head.) **I will do your experiment just to show you that I am a true sound scientist and do not have to make loud noises in order to discover new and exciting things about sound.**

Lo: **Great. I like your attitude.**

Lo leaves the studio.

Hi looks depressed and starts to dramatically knock over blocks in slow motions.



# GUESS THE SOUND

**Supplies:** Stone (rectangular is possible), plastic cup, Powerpoint, optional “Cornerstone” sign

**Preparation:** If doing the display, print Cornerstone sign. Fold it into a tent sign. Place the plastic cup on a stand or small table.

Choose 6 kids to play the game. Divide them into two teams.

**It is time to play Guess the Sound. You are going to have to be very quiet and listen carefully. A sound will be played after which our two contestants will try to be the first one to guess the sound.** (Divide the room into two sections and assign a team to each section. Have the kids cheer for their teams.)

**I will have each team line up on either side of the cup. Each team will need to decide who will go first, second and third. The team members going first will stand beside the cup. When they hear the sound, the first one to grab the cup will have a chance to guess the sound. If he/she is incorrect, the other player will have an opportunity to guess. If both are incorrect, they may then confer with their team and the audience and come up with one additional answer.**

**After the first sound is guessed, then the second and then third players will play.**



Sound #1: Lion Roaring



Sound #2: Rain



Sound #3: Stone Dragging

**One of the names for Jesus is Cornerstone. Have you ever heard of a cornerstone? It was an important part of a building during the ancient times.**

**In the Bible, the cornerstone was an important stone placed in the corner of a building or the top of an arch. It was on this stone that the building (or arch) would rely. It would bare the weight of the building and if it was not stable the building could fall.**

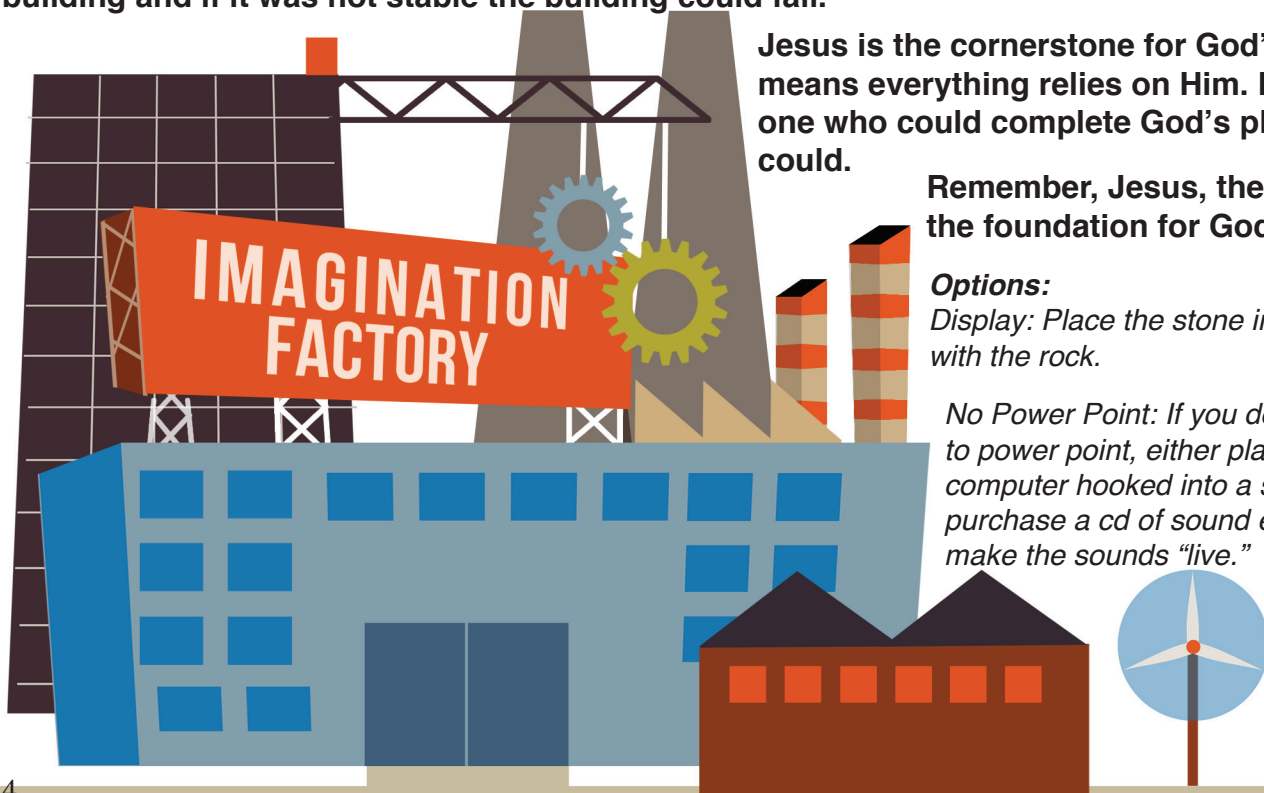
**Jesus is the cornerstone for God’s plan. That means everything relies on Him. He is the only one who could complete God’s plan. No one else could.**

**Remember, Jesus, the Cornerstone, is the foundation for God’s plan.**

**Options:**

*Display: Place the stone in the display area with the rock.*

*No Power Point: If you do not have access to power point, either play the sounds on a computer hooked into a sound system, purchase a cd of sound effects to use or make the sounds “live.”*



## SOUND IT OUT **PP**

Read Psalm 118:22 together:

**PP** The stone the builders rejected has become the cornerstone. Psalm 118:22

Let's say the verse again but this time we are going to make some sounds instead of saying some of the words to help us remember it.

**The** (Pound fist into open palm)

**The builders** (Shake head back and forth and say "rejected")

**Has become the** (Slap hands together.)

Psalm 118:22

## BLUE KID GROUP **PP**

**Supplies:** Wooden blocks

Think of the wooden blocks as stones. Clap them together to make a sound of "building" going on. Different size blocks can be placed in a row to make a xylophone like instrument. Have the kids experiment making a rhythm using the blocks.

## INVESTIGATING KEY BIBLE STORY **PP**

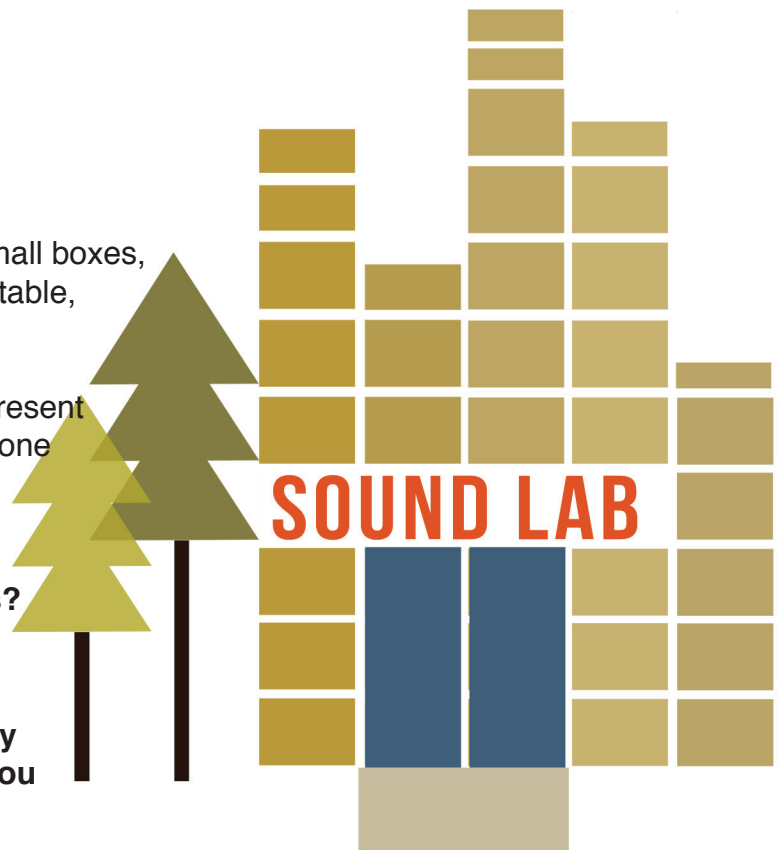
**The Parable of the Wicked Tenants**  
Luke 20:9-18

**Supplies:** Roll of paper, 6-8 wooden blocks or small boxes, one block or box that is different than the others, table, large black marker

**Preparation:** Roll out the paper on a table to represent a simple conveyer belt in a factory. (Or find someone to design and build one that moves.) Place the blocks in a single line on the paper.

**Do you know what the word "rejected" means?**  
(Give the kids an opportunity to explain.)

**PP** If you worked in a factory on an assembly line, a job you might have is quality control. You would look at the products moving along a



conveyer belt in front of you. Any items that were not good quality, you would take off the belt and either throw away or send back. You would reject the ones that were not good enough.

**PP** Let's look at our conveyer belt. if we were looking for any blocks that were not the same, we would pick this one. (Pick up the block that is different.) We would reject it (write "reject" on the block) because it was not like the other blocks.

Our Bible verse today talks about a stone being rejected. The builders decided that this stone was not what they wanted. The verse is actually talking about Israel, God's chosen people. These people were rejected by the countries around Israel. However, just because they were rejected did not change the fact that they were still God's chosen people. They were still the cornerstone of God's plan.

Later, in Jesus' time, He used this same verse in a story He told. However, this time the stone was not Israel. See if you can figure out who the stone is.

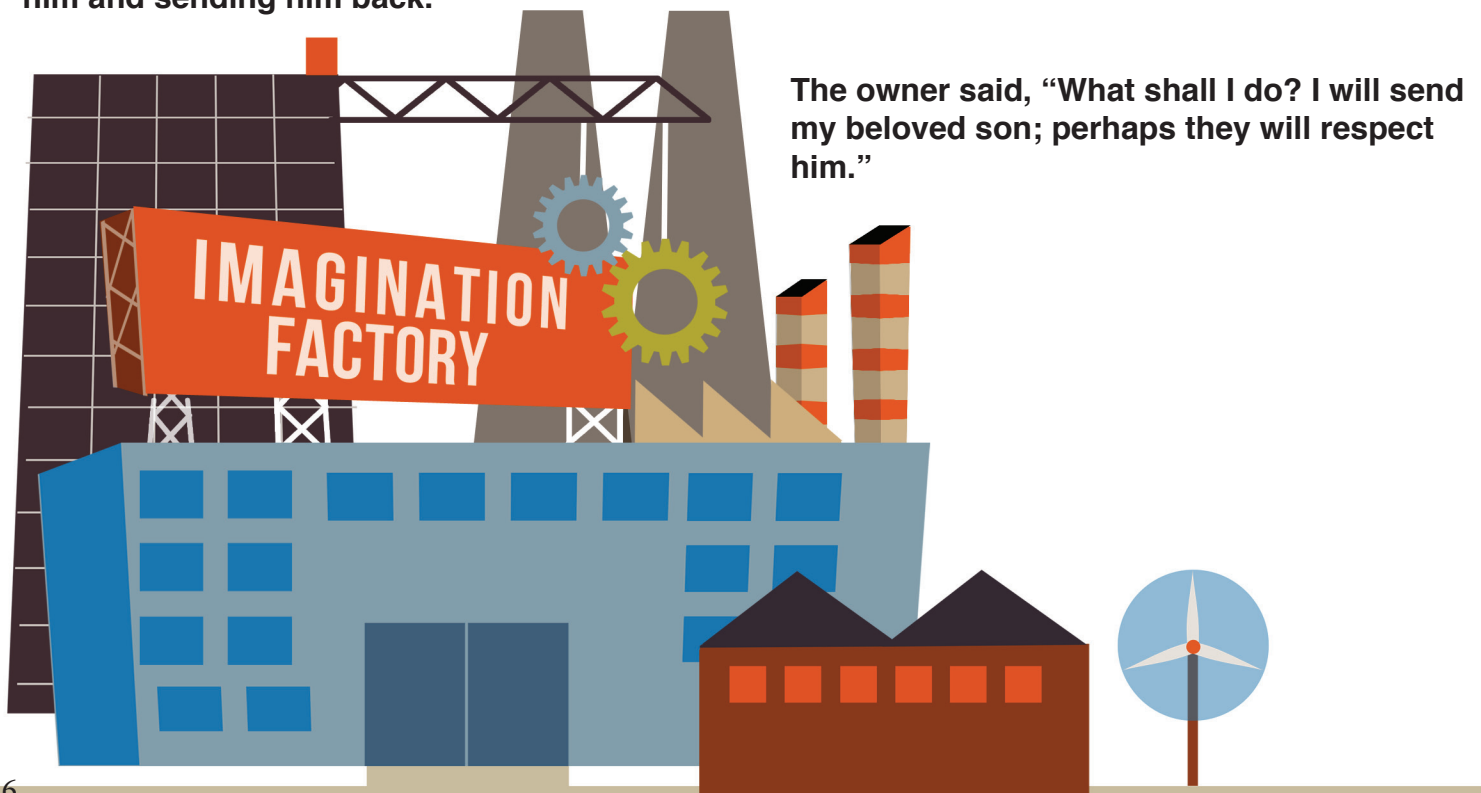
**PP** The story takes place in a vineyard. Does anyone know what a vineyard is? It is a place where they grow fruit, namely grapes.

(Story found in Luke 20:9-18. Choose older kids to act out the story as it is told.)

A man planted a vineyard then he rented it to tenants (people who would take care of the vineyard) and he traveled to another country. He was gone a long time. After awhile, he sent a servant to the tenants. They were suppose to give the servants some of the fruit of the vineyard. But they did not do so. In fact, they beat up the servant and sent him back to the owner empty-handed.

The man sent another servant. But this servant was also beaten and sent back empty-handed.

A third time the man sent a servant to his vineyard. The tenants mistreated him also, hurting him and sending him back.



But the tenants did not. In fact when they realized it was the owner's son, the one who would inherit the vineyard, they decided to kill him. And that is exactly what they did. Why would they do something like that? The law in those days said that if there was no one to inherit the land, those working the land would inherit it. So, if the son was gone, the tenants thought they would get the land.

This story is a parable. That means it is a story that us something. Who do you think the owner's son in the story represents? Jesus.

Jesus ended this story by using the verse from Psalms we learned today. He told them, "The stone that the builders rejected has become the cornerstone." He was the stone that the people were rejecting.

One day they would "fall on the stone." In other words, they would crucify Him. However, it would be them who were hurt by this. Just because they decided He was not what they wanted did not change a thing. He was still the Cornerstone. He was still the One who God choose to fulfill His plan. He was still the One who could save us from our sins.

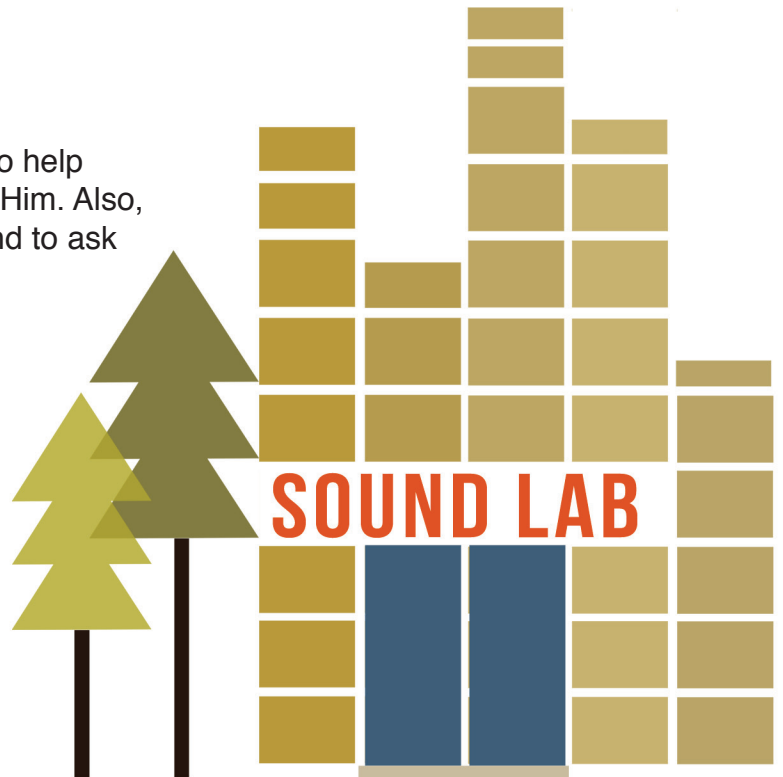
The same is true today. Whether or not people believe in Jesus does not change the truth about Jesus. Still today He is the foundation of God's plan.

**PP** Acts 4:11-12 says, "This Jesus is the stone that was rejected by you, the builders, which has become the cornerstone. And there is salvation in no one else, for there is no other name under heaven given among men by which we must be saved."

Jesus, the Cornerstone, is the foundation of God's plan. He is the only One who has died for our sins. He is the only One who can forgive us our sins. He is the only One who can make us right with God when we sin.

## PRAYER **PP**

Thank Jesus for being the Cornerstone. Ask Him to help the kids to rely on His strength when others reject Him. Also, give the kids an opportunity to confess any sins and to ask Him into their lives.





## SOUND TEST LAB: WHAT GOES FIRST **PP**

**Supplies:** 2 clear glass jars, dried beans or pebbles, 3 smaller rocks, 1 golf ball sized rock

**Preparation:** Place the golf ball inside the jar. Place the other 3 rocks inside it. Pour the beans inside the jar. Dump everything out into another container. Place the beans inside the glass jar and the rocks beside the jar.

Let's pretend that these small beans represent parts of our lives that are not really necessary but are fun, for instance watching television, vacations, playing video games, talking on the phone, and sports. The three smaller rocks here represent more important parts of our lives like our family, our friends and school. And finally the largest rock represents our faith. It is the time that we spend building our relationship with Jesus.

Let's see what happens if we put the small things in first. (Pour the beans from one jar to the other.) Now we will put our family, friends and school next. (Plunk the smaller rocks into the jar.) Finally we will put our faith in. (Place the rock on top. It should stick out the top.) But there is a problem. What is it? There is not enough room for our faith. If we place all the parts of our life in this way, we will not have time to build our relationship with Jesus.

Let's try it again a different way. What would happen if we placed the large rock inside the jar first? (Reverse the order by placing the large rock, 3 smaller rocks and finally the beans.) Then let's put the three smaller rocks in and then the beans. Do they all fit? Yes, this time they all fit inside.

Jesus is the Cornerstone. He is the One who gives our lives stability and strength. He needs to come first in our lives. When we put building a relationship with Him as the most important thing, we find that we treat Him as the Cornerstone. When we make the choice to put other things in front of Him, we are rejecting Him as first in our lives.

Let's say our Bible verse again to remind us of Jesus' name. **PP**

The stone the builders rejected has become the cornerstone. Psalm 118:22





## GROUP PRODUCTION: BUILDING A STRONG TOWER PP

**Supplies:** Building supplies (blocks, boxes, anything that will stack)

**Preparation:** Divide the supplies evenly between groups of 6-8 kids.

Divide the kids into groups of 6-8.

**Each group is going to receive some building supplies. You are to build a tower as high as possible without falling. You may not hold the tower up- it must be free standing. You will have 5 minutes to build the tower.**

After five minutes:

**Now I want you to pull one of the blocks (or other building material) from the corner of the building. What happened? The towers fell or became unstable. Some of them not only fell but crashed to the ground.**

**Jesus, as the Cornerstone, gives stability to our lives. He is someone we can always count on and depend on. When we build a relationship with Him, on His Word and His teachings, then our lives will be stable like the towers were before pulling out a corner block.**

**But when we build our lives without the Cornerstone, we will not have the stability that Jesus brings.**

**Let's make the choice to build our lives on Him and His teachings.**

## TESTING

### THE SOUND LABORATORY: BOX GUITAR

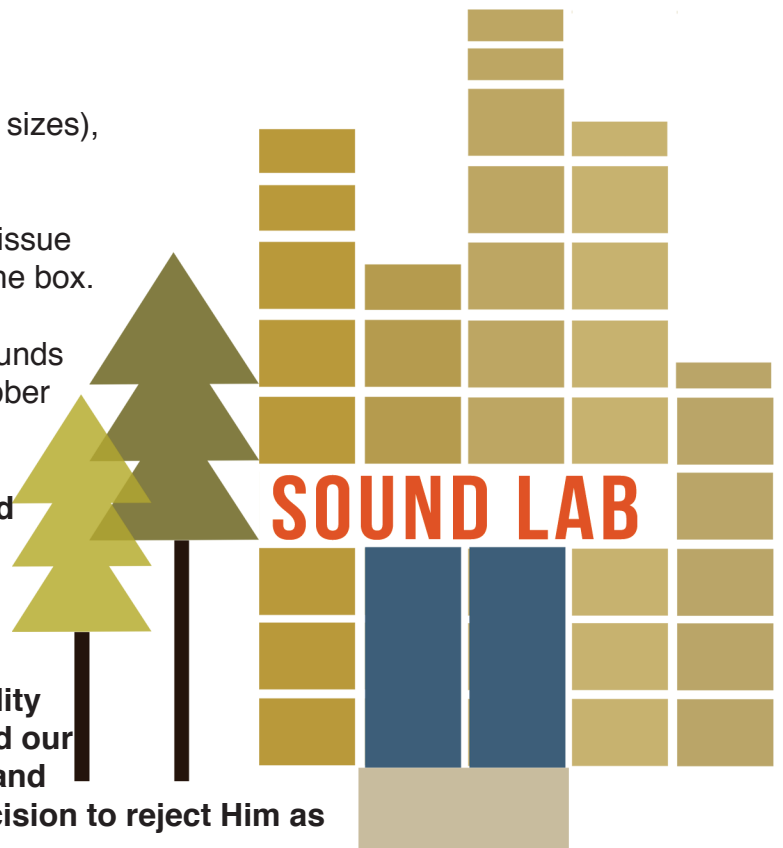
**Supplies:** Empty facial tissue boxes (use different sizes), large rubber bands

**Preparation:** Place the rubber bands around the tissue boxes with the band running over the opening of the box.

Have the kids experiment with making different sounds with the tissue box instruments by plucking the rubber bands.

**What would happen if you took the rubber band off the tissue box and tried to make the same sound? Did you need the tissue box in order to make the sound?**

**Jesus as the Cornerstone gives our lives stability and strength. He is the foundation that we build our lives on. Without Him, we are like the rubber band without the box. We can make a conscious decision to reject Him as**



the Cornerstone or we can reject Him by our lack of actions in relying on and trusting Him. When we try to do things on our own without Him, we are rejecting Him. Let's make the choice to depend on Him as the Cornerstone.

## CRAFT: BOTTLE NOISEMAKER

**Supplies:** Empty plastic bottles with tops dried, beans, rice, hexnuts, pebbles, beads, small rocks, larger beads, stickers, permanent markers.

**Note:** Anything that will fit inside the bottle top and make noise works. Make sure that there are items larger than the others-that just barely squeeze into the top of the bottle.


**Preparation:** Make sure the bottles are clean and dry. Place the beans, rice, hexnuts, pebbles, etc in containers on a table.

Have the kids experiment placing different items inside their bottles. Shake the bottles to find out what kind of noise they make. Encourage them to place one thing in their bottle a bit larger than the rest as a reminder of the object lesson in the Sound Test Lab. After the kids are satisfied with the noise, decorate the bottles.

## GAME: BUILDER GAME

Pick two kids to be "builders." They stand in the middle of the room. The other kids line up on one side of the room. Name each child something that is used when building: mortar, stones, hammers, shovels. One of the builders yells out one of the objects and those kids with the name run to the other side. The builders try to tag them. If they yell out "cornerstone" all the kids must run. If tagged, the child will become a builder. Play continues until everyone is a builder.

Review with the kids that the most important part of the building was the cornerstone as it kept the building stable and secure.




**BIBLE MEMORY ACTIVITY: BUILDING THE WALL**

The stone the builders rejected has become the cornerstone. Psalm 118:22

**Supplies:** Copy of "the wall" for each group of 3-5 kids, scissors

Each team cuts out the stones. They mix up the stones and place them on the other side of the room. Teams will line up and run a relay with each team grabbing one stone at a time. Once



the stones are all gathered, the team must put the stones together to make a wall with the Bible verse in order. The stone that says, "Cornerstone" must be in the corner of the wall.

After the wall has been completed, practice saying the verse. Take one stone away at a time saying the verse each time. Leave the Cornerstone.

## SOUND OFF

**Supplies:** Copy of questions for each small group

1. How was a cornerstone different than just any stone? Why was it so important?
2. Why is Jesus called the Cornerstone?
3. Why do you think people in Jesus' time rejected Him?
4. Why do you think people today reject Jesus?
5. What are some ways people can reject Him?
6. Can you think of ways that Jesus makes kid's lives stable and secure?
7. Just because you depend on Jesus does it mean that bad things will not happen to you? Why or why not?

## SNACK: CEREAL WALL

**Supplies:** Different kinds of Chex cereal, paper plate

Give each child a plate with different types of Chex cereal on the plate. Have the kids build a wall with the cereal by placing 6 squares in a line, flat on the plate then stacking squares on top of these.

Review what a Cornerstone is and how it might look in their wall.

## TRADING CARDS

**Supplies:** Printed card for each child, markers or crayons (optional)

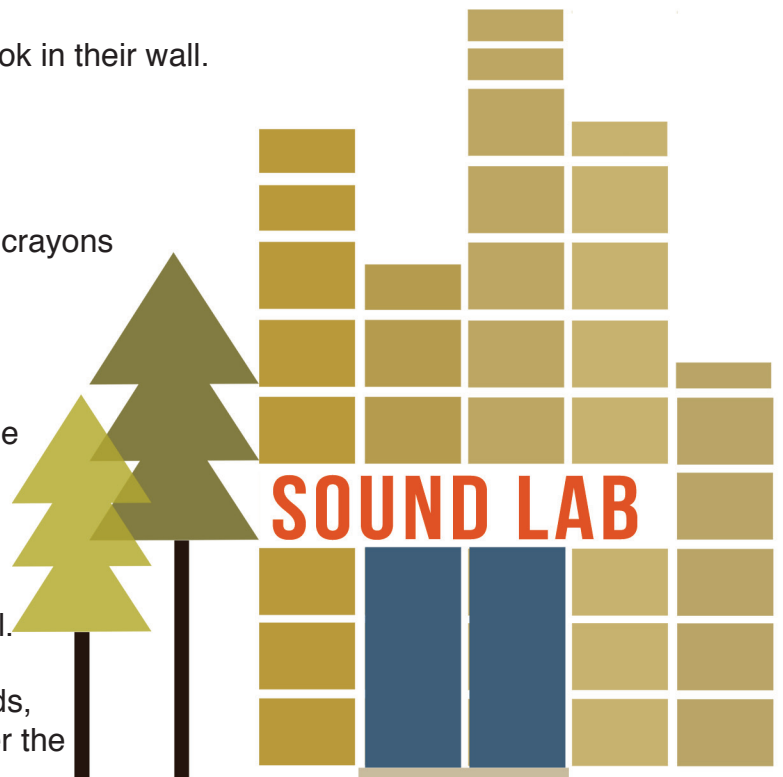
Name: Cornerstone

Symbol: rectangular stone

Verse: The stone the builders rejected has become the cornerstone. Psalm 118:22

Give each child the card. If using the coloring cards, use markers or crayons to decorate them. Go over the verse together and review the symbol.

Give each child the card. If using the coloring cards, use markers or crayons to decorate them. Go over the verse together and review the symbol.



# SUPPLY LIST

**THE PITCHY TWINS:** Costumes Building blocks (empty tin cans, plastic cups, any non-breakable, stackable things that will make noise when dropped) Clipboard Pen

**GUESS THE SOUND:** For optional display: “Stone” sign Stone (rectangular if possible) Plastic cup Powerpoint

**BLUE KID GROUP:** Wooden blocks

**KEY BIBLE STORY:** Roll of paper 6-8 wooden blocks or small boxes One block or box that is different than the others Table Large black marker

**SOUND TEST LAB:** 2 clear glass jars Dried beans or pebbles 3 smaller rocks 1 golf ball sized rock

**GROUP PRODUCTION:** Building supplies (blocks, boxes, anything that will stack)

**THE SOUND LABORATORY:** Empty facial tissue boxes (use different sizes) Large rubber bands

**CRAFT:** Empty plastic bottles Dried beans Rice Hexnuts Beads Pebbles Small rocks Larger beads Stickers Permanent markers

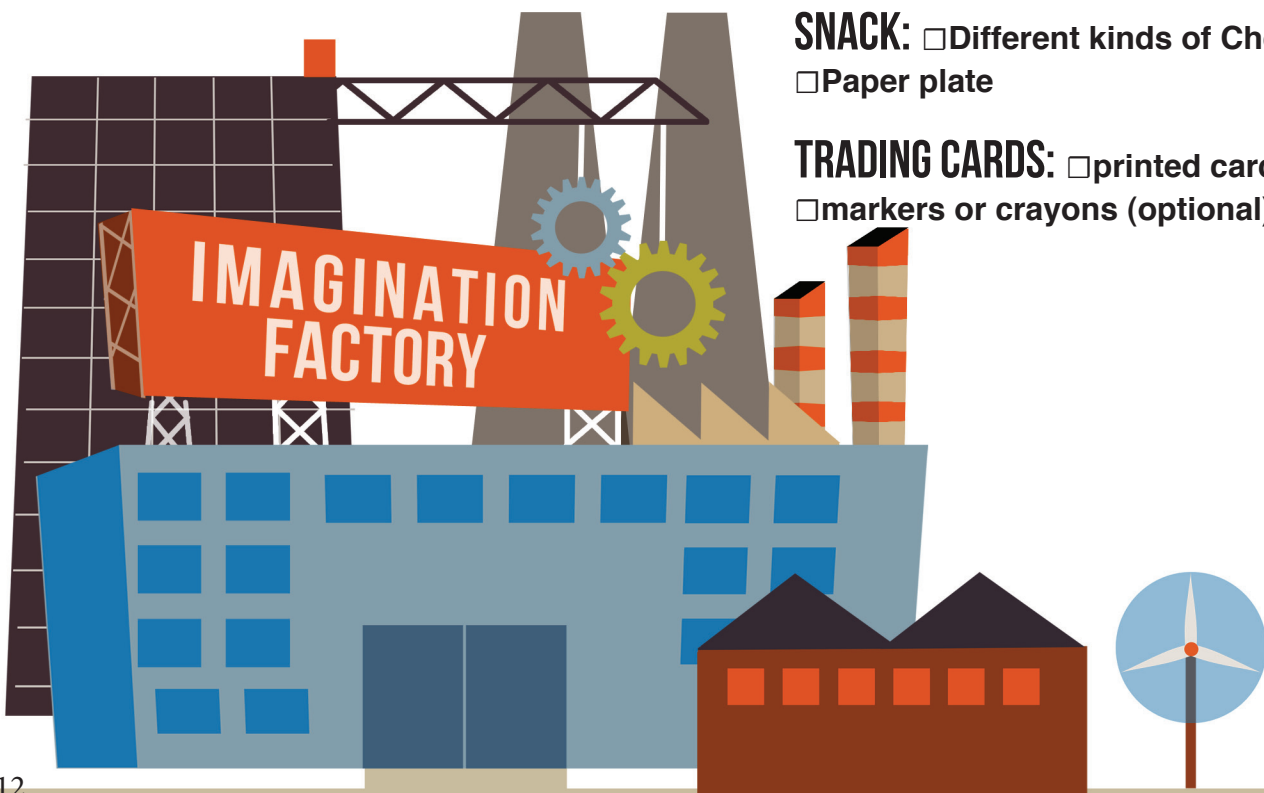
**GAME:** None

**BIBLE ACTIVITY:** Copy of “the wall” for each group of 3-5 kids Scissors

**SOUND OFF:** Copy of questions for each small group

**SNACK:** Different kinds of Chex cereal Paper plate


**TRADING CARDS:** printed card for each child markers or crayons (optional)



## FAMILY LAB REPORT 2

# IMAGINATION FACTORY

## CORNERSTONE



### BIBLE STORY:

The Parable of the  
Wicked Tenants  
Luke 20:9-18

### BIBLE VERSE:

The stone the builders  
rejected has become the  
cornerstone.  
Psalm 118:22

### MAIN POINT:

Jesus, the  
Cornerstone, is the  
foundation of God's  
plan.

### FAMILY DEBRIEFING:

1. Have your child explain what a cornerstone is.
2. What does it mean that Jesus is the Cornerstone?
3. Think of some ways your family makes Jesus the Cornerstone of the home.

### FAMILY IMAGINATIVE THINKING:

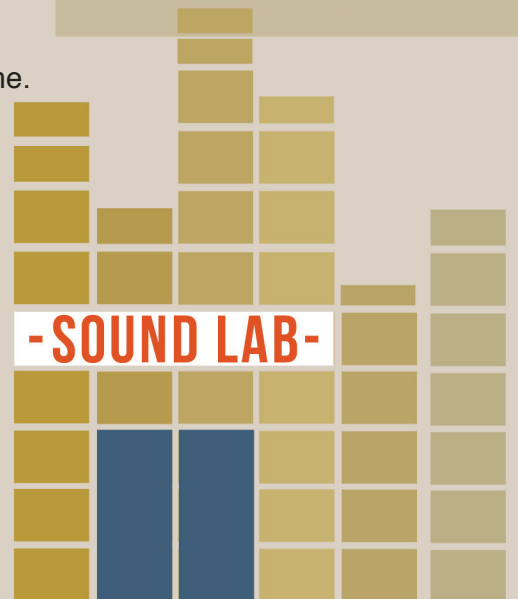
Search online for pictures of a cornerstone. Find pictures that show what cornerstones would have looked like when Jesus lived on earth. How do you think cornerstones today are different than when Jesus lived on earth?

### FAMILY ACTIVITY:

Build two connecting walls as a family using things found around the home or yard. Make sure there is a strong cornerstone that supports the weight of the walls.



**-SOUND LAB-**



**CORNERSTONE**


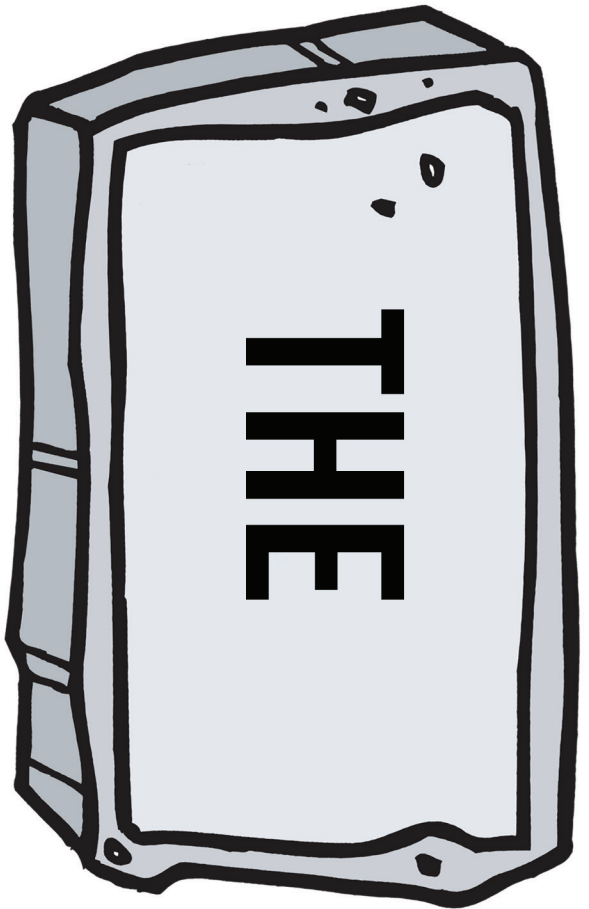
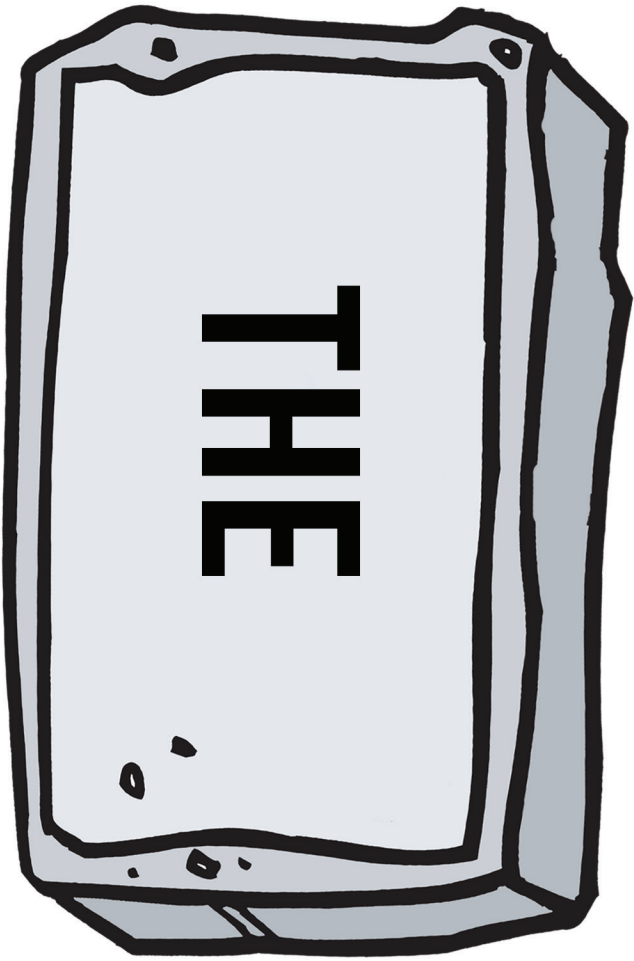


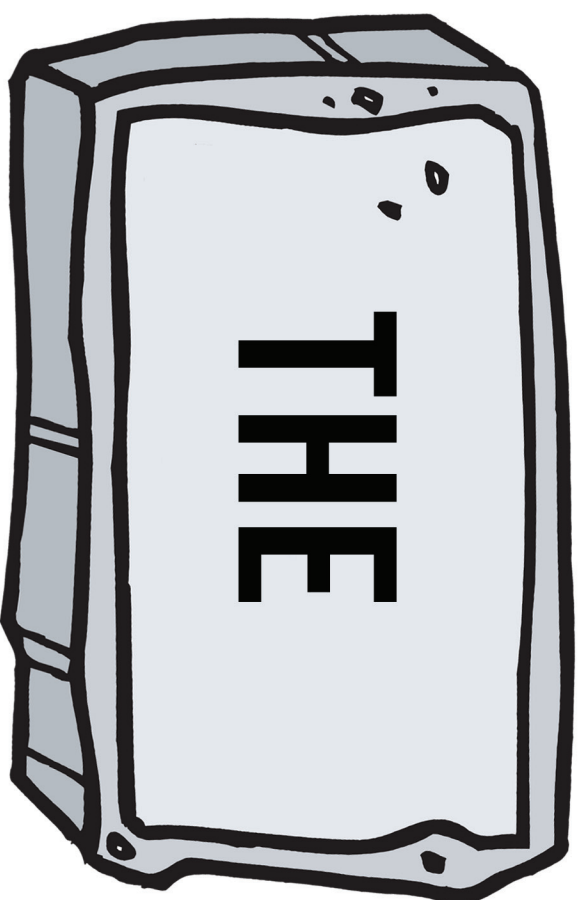
**CORNERSTONE**


# **Sound Off**

- 1. How was a cornerstone different than just any stone? Why was it so important?**
- 2. Why is Jesus called the Cornerstone?**
- 3. Why do you think people in Jesus' time rejected Him?**
- 4. Why do you think people today reject Jesus?**
- 5. What are some ways people can reject Him?**
- 6. Can you think of ways that Jesus makes kid's lives stable and secure?**
- 7. Just because you depend on Jesus does it mean that bad things will not happen to you? Why or why not?**












**CORNERSTONE**




**CORNERSTONE**



**CORNERSTONE**



**CORNERSTONE**



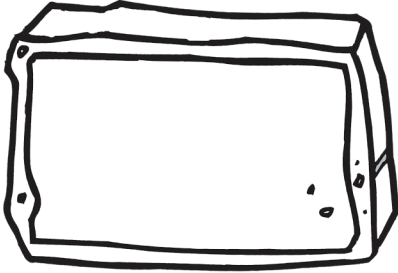
**THE STONE THE  
BUILDERS REJECTED  
HAS BECOME THE  
CORNERSTONE.  
PSALM 118:22**

**THE STONE THE  
BUILDERS REJECTED  
HAS BECOME THE  
CORNERSTONE.  
PSALM 118:22**

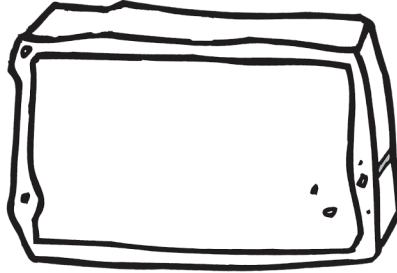
**THE STONE THE  
BUILDERS REJECTED  
HAS BECOME THE  
CORNERSTONE.  
PSALM 118:22**

**THE STONE THE  
BUILDERS REJECTED  
HAS BECOME THE  
CORNERSTONE.  
PSALM 118:22**

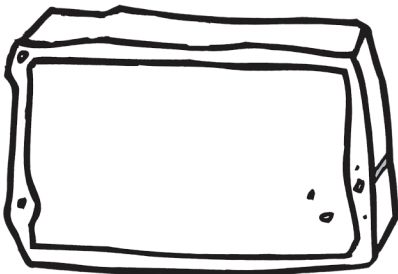
**CORNERSTONE**



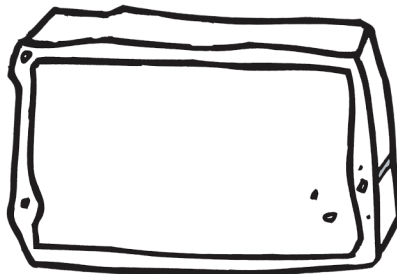
**CORNERSTONE**



**CORNERSTONE**



**CORNERSTONE**



**THE STONE THE  
BUILDERS REJECTED  
HAS BECOME THE  
CORNERSTONE.  
PSALM 118:22**

**THE STONE THE  
BUILDERS REJECTED  
HAS BECOME THE  
CORNERSTONE.  
PSALM 118:22**

**THE STONE THE  
BUILDERS REJECTED  
HAS BECOME THE  
CORNERSTONE.  
PSALM 118:22**

**THE STONE THE  
BUILDERS REJECTED  
HAS BECOME THE  
CORNERSTONE.  
PSALM 118:22**