



MMPI®-2
Minnesota Multiphasic Personality Inventory®-2
Extended Score Report

ID Number: F2503
Age: 47
Gender: Male
Date Assessed: 1/31/14

SAMPLE



Copyright © 1989, 1994, 2000, 2003, 2006 by the Regents of the University of Minnesota. All rights reserved. Portions reproduced from the MMPI-2 test booklet. Copyright © 1942, 1943 (renewed 1970), 1989 by the Regents of the University of Minnesota. All rights reserved. Portions excerpted from the *MMPI-2 Manual for Administration, Scoring, and Interpretation, Revised Edition*. Copyright © 2001 by the Regents of the University of Minnesota. All rights reserved. Distributed exclusively under license from the University of Minnesota by NCS Pearson, Inc.

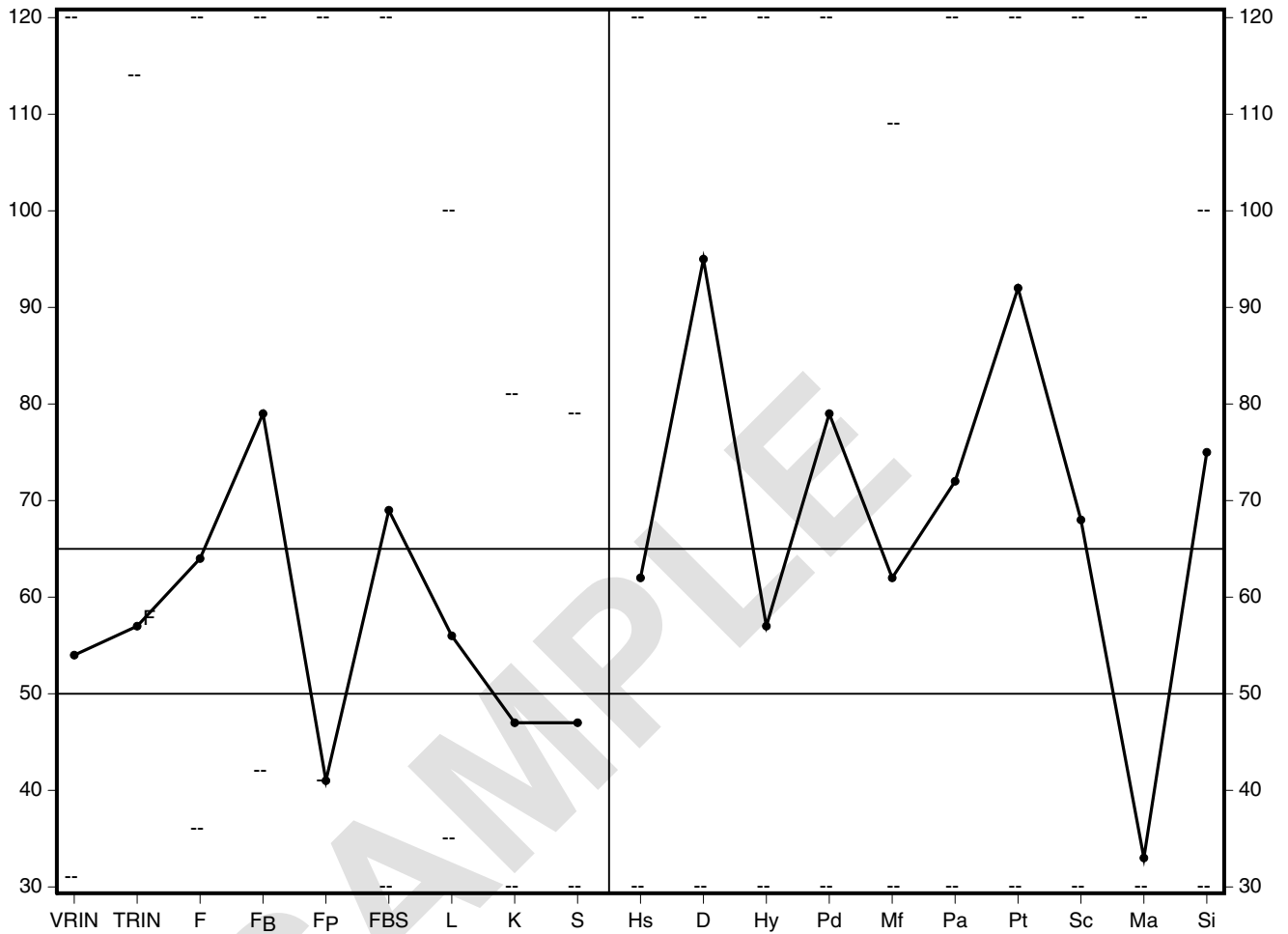
Minnesota Multiphasic Personality Inventory and **MMPI** are registered trademarks of the University of Minnesota. **Pearson**, the **PSI logo**, and **PsychCorp** are trademarks in the U.S. and/or other countries of Pearson Education, Inc., or its affiliate(s).

TRADE SECRET INFORMATION

Not for release under HIPAA or other data disclosure laws that exempt trade secrets from disclosure.

[5.2 / 1 / 3.0.3]

MMPI-2 VALIDITY AND CLINICAL SCALES PROFILE



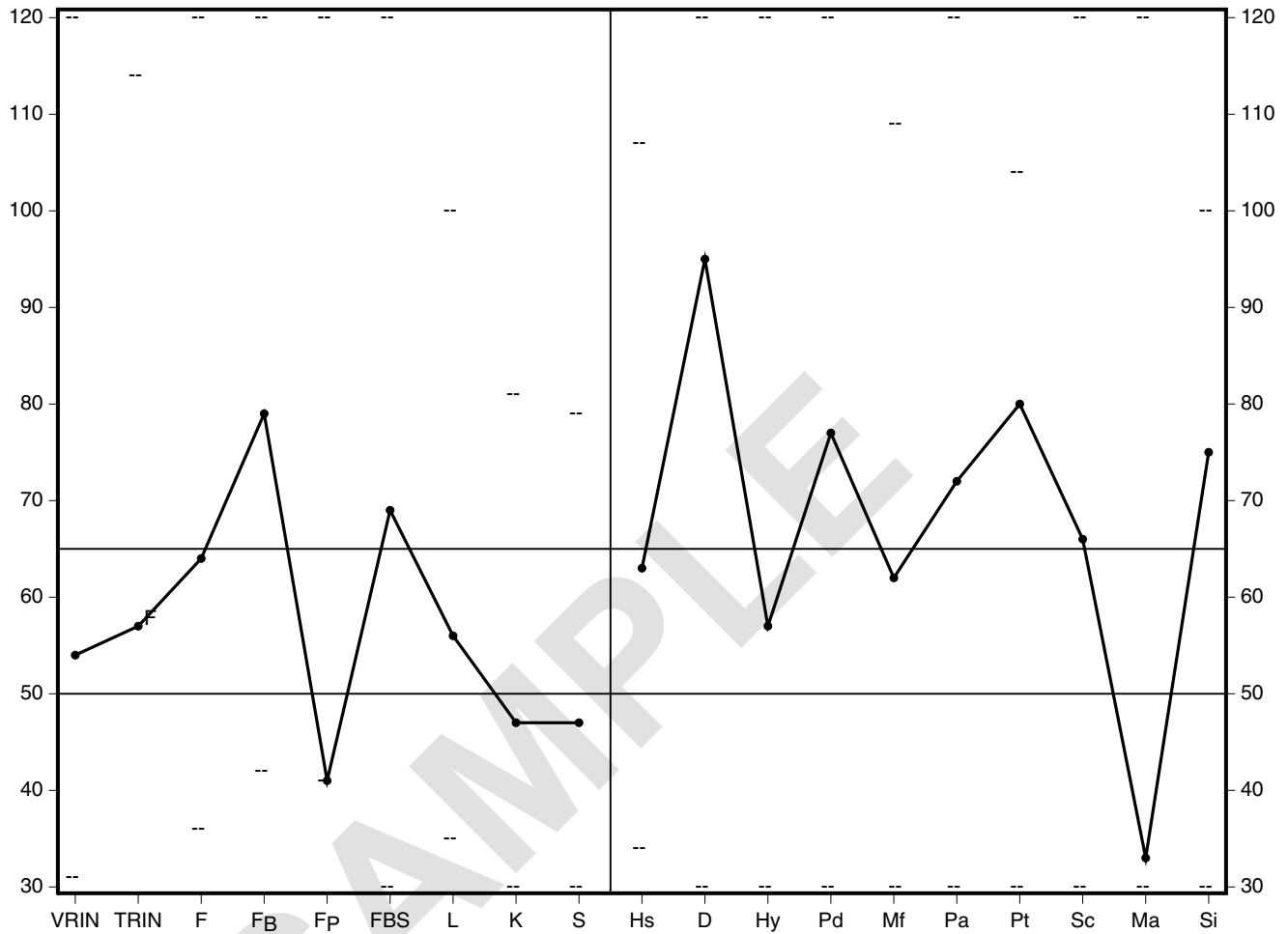
Raw Score:	6	8	9	9	0	19	5	14	22	10	41	24	29	32	16	32	23	8	47
K Correction:										7			6				14	14	3
T Score (Plotted):	54	57F	64	79	41	69	56	47	47	62	95	57	79	62	72	92	68	33	75
Non-Gendered T Score:	54	57F	66	79	42	65	57	47	46	60	94	55	81		71	87	68	33	73
Response %:	100	100	100	98	96	100	100	100	100	100	100	100	100	100	100	100	100	100	100

Cannot Say (Raw):	1	Percent True:	41
F-K (Raw):	-5	Percent False:	59
Welsh Code:	27*"406'8+15-3/:9# F-L/K:	Profile Elevation:	69.8

The highest and lowest T scores possible on each scale are indicated by a "--".

For information on FBS, see Ben-Porath, Y. S., & Tellegen, A. (2006). The FBS: Current Status, a report on the Pearson web site (www.pearsonassessments.com/tests/mmpi_2.htm).

MMPI-2 NON-K-CORRECTED VALIDITY/CLINICAL SCALES PROFILE



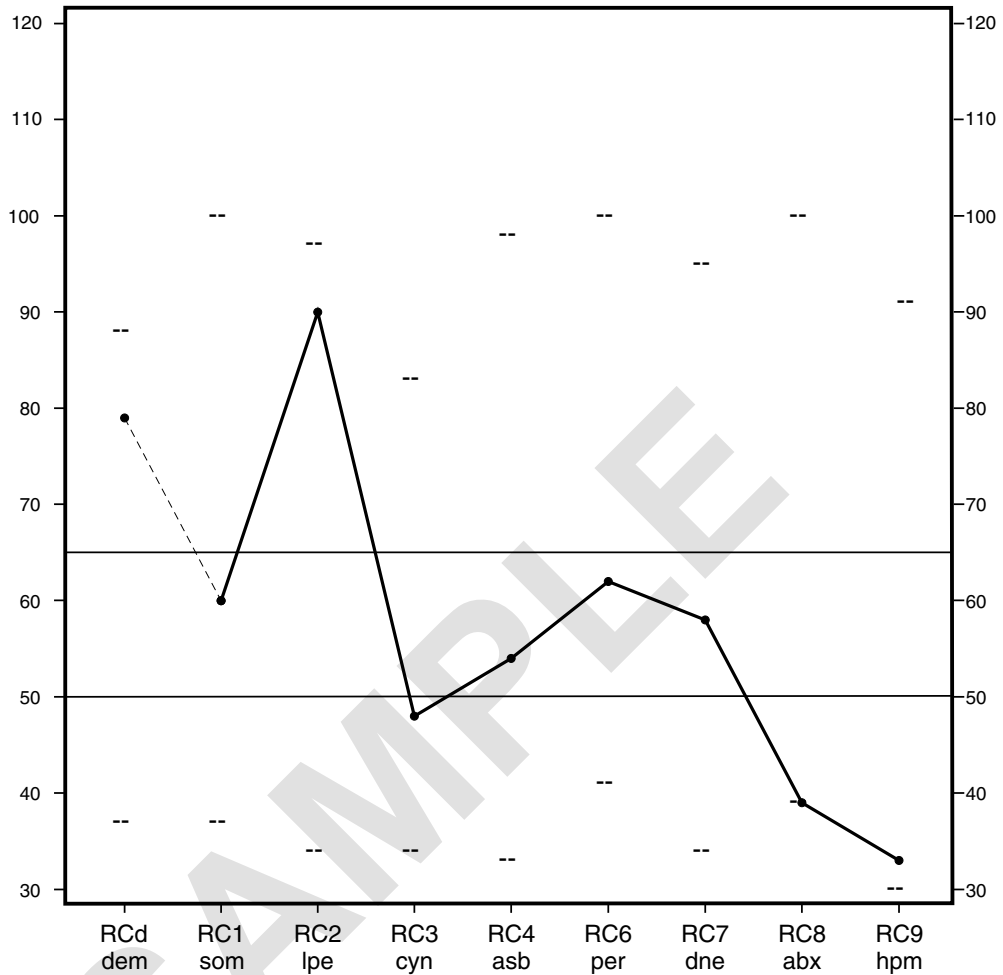
Raw Score:	6	8	9	9	0	19	5	14	22	10	41	24	29	32	16	32	23	8	47
T Score (Plotted):	54	57F	64	79	41	69	56	47	47	63	95	57	77	62	72	80	66	33	75
Non-Gendered T Score:	54	57F	66	79	42	65	57	47	46	61	94	55	78		71	78	65	34	73
Response %:	100	100	100	98	96	100	100	100	100	100	100	100	100	100	100	100	100	100	100
Cannot Say (Raw):		1																	
Percent True:											41								
Profile Elevation:		67.9																	
Percent False:																			59

The highest and lowest T scores possible on each scale are indicated by a "--".

Non-K-corrected T scores allow interpreters to examine the relative contributions of the Clinical Scale raw score and the K correction to K-corrected Clinical Scale T scores. Because all other MMPI-2 scores that aid in the interpretation of the Clinical Scales (the Harris-Lingoes subscales, Restructured Clinical Scales, Content and Content Component Scales, PSY-5 Scales, and Supplementary Scales) are not K-corrected, they can be compared most directly with non-K-corrected T scores.

For information on FBS, see Ben-Porath, Y. S., & Tellegen, A. (2006). The FBS: Current Status, a report on the Pearson web site (www.pearsonassessments.com/tests/mmpi_2.htm).

MMPI-2 RESTRUCTURED CLINICAL SCALES PROFILE



Raw Score:	19	6	15	6	7	2	9	0	3
T Score (plotted):	79	60	90	48	54	62	58	39	33
Non-Gendered T Score:	77	59	92	49	57	61	55	39	33
Response %:	100	100	100	100	100	100	100	100	100

The highest and lowest T scores possible on each scale are indicated by a "--".

LEGEND

dem= Demoralization

som= Somatic Complaints

lpe = Low Positive Emotions

cyn = Cynicism

asb = Antisocial Behavior

per = Ideas of Persecution

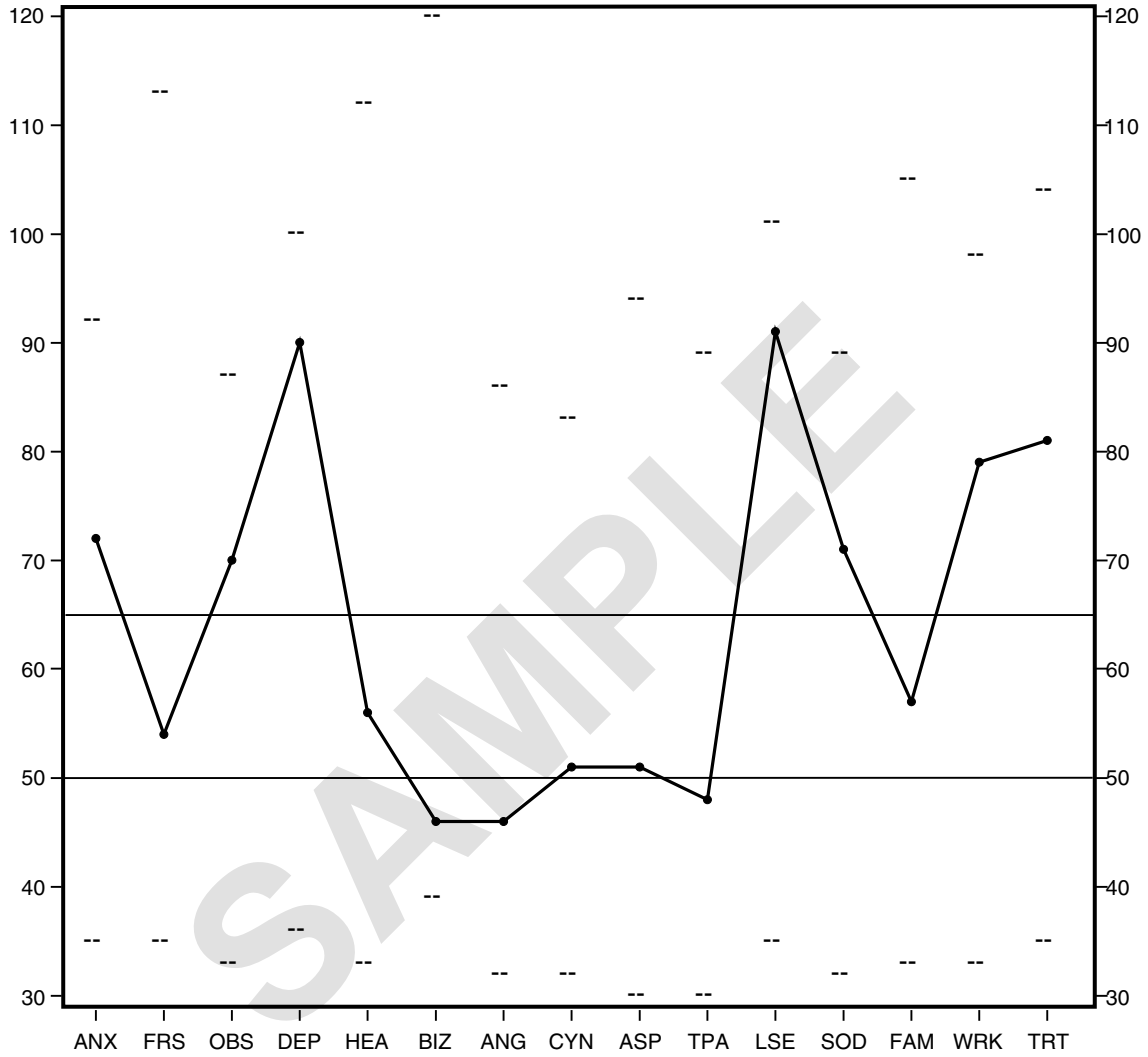
dne = Dysfunctional Negative Emotions

abx = Aberrant Experiences

hpm= Hypomanic Activation

For information on the RC scales, see Tellegen, A., Ben-Porath, Y.S., McNulty, J.L., Arbisi, P.A., Graham, J.R., & Kaemmer, B. 2003. The MMPI-2 Restructured Clinical (RC) Scales: Development, Validation, and Interpretation. Minneapolis: University of Minnesota Press.

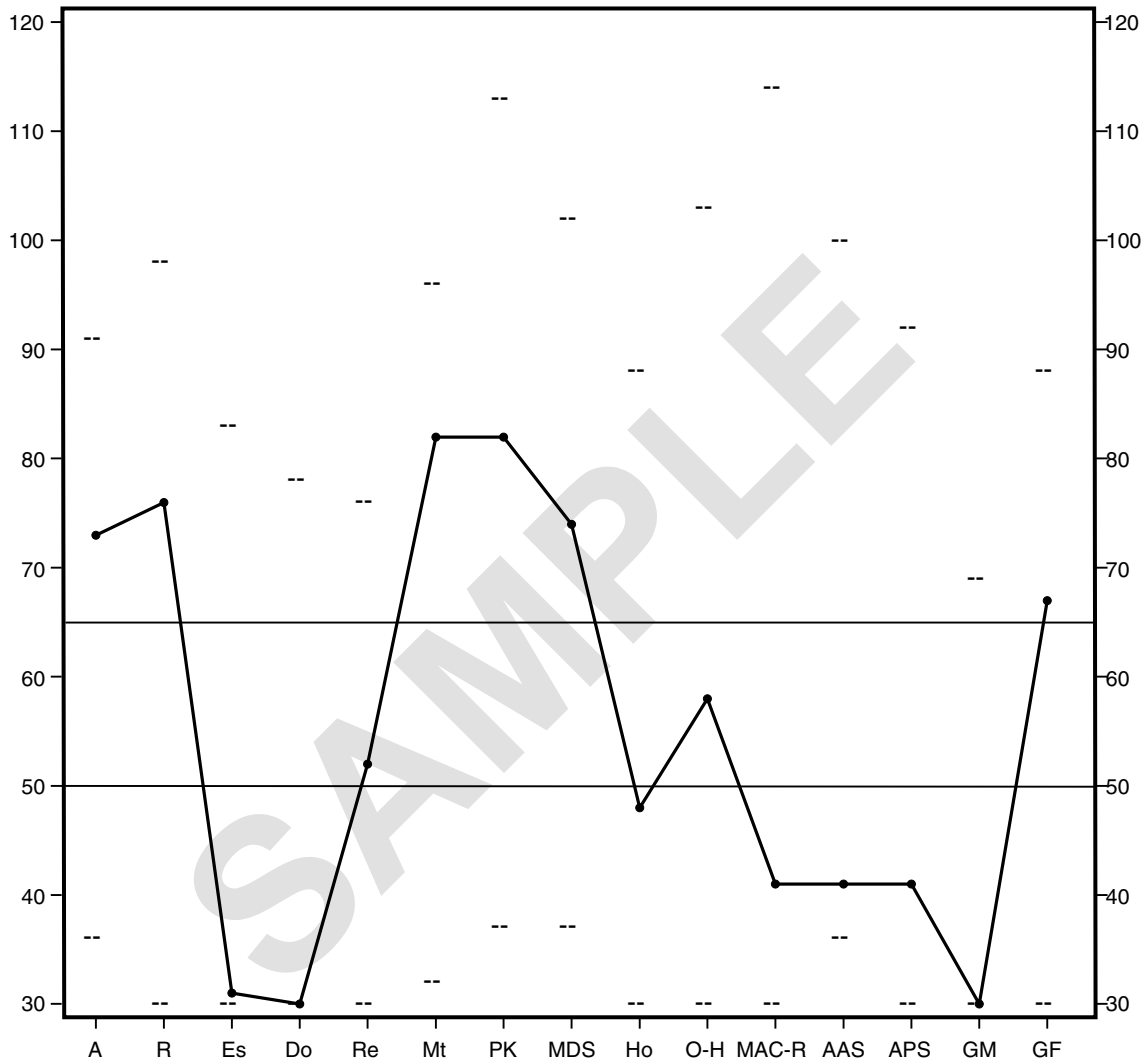
MMPI-2 CONTENT SCALES PROFILE



Raw Score:	15	5	11	27	7	1	4	11	9	8	20	17	8	23	17
T Score (plotted):	72	54	70	90	56	46	46	51	51	48	91	71	57	79	81
Non-Gendered T Score:	70	50	68	89	54	47	45	52	53	49	87	70	56	78	80
Response %:	100	100	100	100	100	100	100	100	100	100	100	100	100	100	96

The highest and lowest T scores possible on each scale are indicated by a "--".

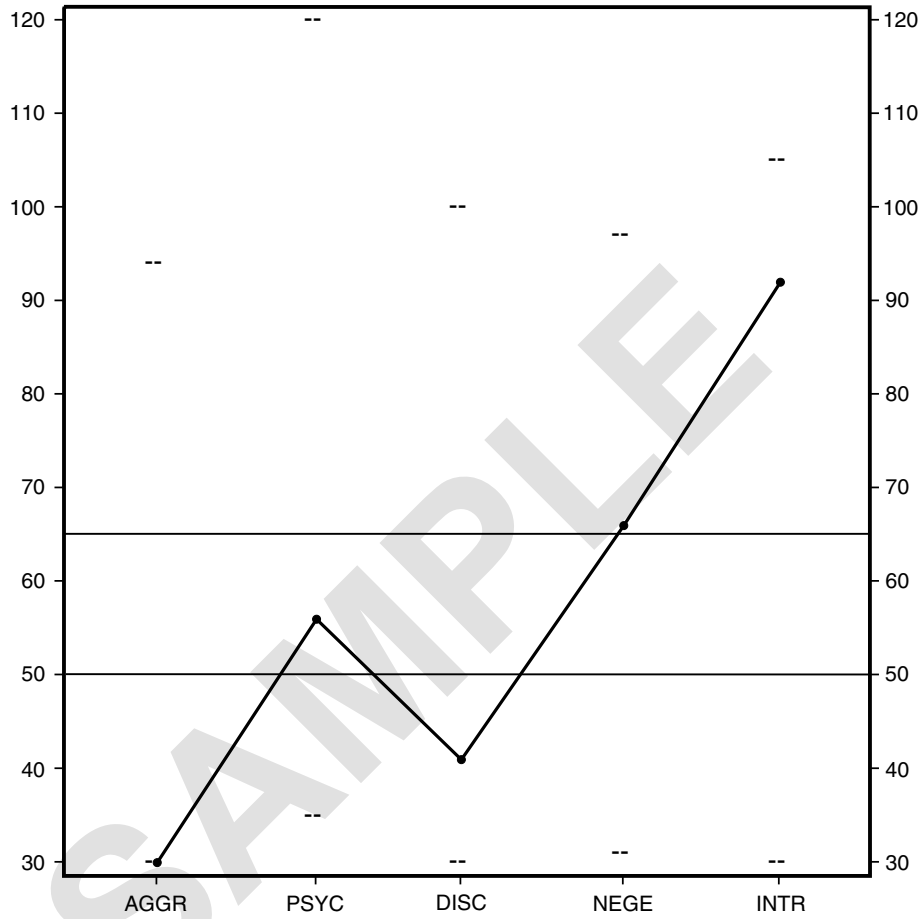
MMPI-2 SUPPLEMENTARY SCALES PROFILE



Raw Score:	26	27	29	9	21	32	27	8	17	15	17	1	20	27	36
T Score (plotted):	73	76	31	30	52	82	82	74	48	58	41	41	41	30	67
Non-Gendered T Score:	70	77	36	30	51	80	80	72	49	57	43	43	41		
Response %:	100	100	100	100	100	100	100	100	100	100	100	92	100	100	100

The highest and lowest T scores possible on each scale are indicated by a "--".

MMPI-2 PSY-5 SCALES PROFILE



Raw Score:	1	5	10	18	29
T Score (plotted):	30	56	41	66	92
Non-Gendered T Score:	32	56	45	63	94
Response %:	100	100	100	100	100

The highest and lowest T scores possible on each scale are indicated by a "--".

ADDITIONAL SCALES

(to be used as an aid in interpreting the parent scales)

	Raw Score	T Score	Non-Gendered T Score	Resp %
Harris-Lingoes Subscales				
Depression Subscales				
Subjective Depression (D ₁)	26	100	97	100
Psychomotor Retardation (D ₂)	13	92	91	100
Physical Malfunctioning (D ₃)	5	67	65	100
Mental Dullness (D ₄)	11	91	90	100
Brooding (D ₅)	9	91	86	100
Hysteria Subscales				
Denial of Social Anxiety (Hy ₁)	3	45	45	100
Need for Affection (Hy ₂)	2	32	31	100
Lassitude-Malaise (Hy ₃)	11	88	86	100
Somatic Complaints (Hy ₄)	3	52	51	100
Inhibition of Aggression (Hy ₅)	3	48	47	100
Psychopathic Deviate Subscales				
Familial Discord (Pd ₁)	5	71	69	100
Authority Problems (Pd ₂)	3	47	50	100
Social Imperturbability (Pd ₃)	1	33	34	100
Social Alienation (Pd ₄)	6	61	60	100
Self-Alienation (Pd ₅)	8	72	72	100
Paranoia Subscales				
Persecutory Ideas (Pa ₁)	4	64	64	100
Poignancy (Pa ₂)	5	68	67	100
Naivete (Pa ₃)	5	51	50	100
Schizophrenia Subscales				
Social Alienation (Sc ₁)	6	64	62	100
Emotional Alienation (Sc ₂)	5	88	87	100
Lack of Ego Mastery, Cognitive (Sc ₃)	5	72	73	100
Lack of Ego Mastery, Conative (Sc ₄)	10	92	92	100
Lack of Ego Mastery, Defective Inhibition (Sc ₅)	2	54	53	100
Bizarre Sensory Experiences (Sc ₆)	1	46	45	100
Hypomania Subscales				
Amorality (Ma ₁)	1	42	44	100
Psychomotor Acceleration (Ma ₂)	2	34	34	100
Imperturbability (Ma ₃)	1	35	36	100
Ego Inflation (Ma ₄)	2	43	43	100
Social Introversion Subscales				
Shyness/Self-Consciousness (Si ₁)	8	59	58	100
Social Avoidance (Si ₂)	6	62	64	100
Alienation--Self and Others (Si ₃)	12	71	70	100

Content Component Scales	Raw Score	Non-Gendered		Resp %
		T Score	T Score	
Fears Subscales				
Generalized Fearfulness (FRS ₁)	0	44	43	100
Multiple Fears (FRS ₂)	5	59	54	100
Depression Subscales				
Lack of Drive (DEP ₁)	12	106	103	100
Dysphoria (DEP ₂)	5	82	76	100
Self-Depreciation (DEP ₃)	5	76	77	100
Suicidal Ideation (DEP ₄)	3	95	96	100
Health Concerns Subscales				
Gastrointestinal Symptoms (HEA ₁)	1	57	55	100
Neurological Symptoms (HEA ₂)	1	47	46	100
General Health Concerns (HEA ₃)	0	40	41	100
Bizarre Mentation Subscales				
Psychotic Symptomatology (BIZ ₁)	0	44	44	100
Schizotypal Characteristics (BIZ ₂)	1	47	48	100
Anger Subscales				
Explosive Behavior (ANG ₁)	0	39	39	100
Irritability (ANG ₂)	4	56	56	100
Cynicism Subscales				
Misanthropic Beliefs (CYN ₁)	8	55	56	100
Interpersonal Suspiciousness (CYN ₂)	3	48	49	100
Antisocial Practices Subscales				
Antisocial Attitudes (ASP ₁)	6	49	51	100
Antisocial Behavior (ASP ₂)	3	59	64	100
Type A Subscales				
Impatience (TPA ₁)	5	63	64	100
Competitive Drive (TPA ₂)	2	44	45	100
Low Self-Esteem Subscales				
Self-Doubt (LSE ₁)	10	90	88	100
Submissiveness (LSE ₂)	4	69	66	100
Social Discomfort Subscales				
Introversion (SOD ₁)	12	71	72	100
Shyness (SOD ₂)	5	63	62	100
Family Problems Subscales				
Family Discord (FAM ₁)	3	50	49	100
Familial Alienation (FAM ₂)	2	58	59	100

	Raw Score	T Score	Non-Gendered T Score	Resp %
Negative Treatment Indicators Subscales				
Low Motivation (TRT ₁)	9	95	90	100
Inability to Disclose (TRT ₂)	2	52	53	100

Uniform T scores are used for Hs, D, Hy, Pd, Pa, Pt, Sc, Ma, the content scales, the content component scales, and the PSY-5 scales. The remaining scales and subscales use linear T scores.

SAMPLE

OMITTED ITEMS

Those items for which there is no response or for which both true and false responses have been entered are considered "omitted." The potential for lowering the elevation of individual scales or the overall profile and rendering the administration invalid increases with the number of omitted items. Defensiveness, confusion, carelessness, and indecision are among the common reasons for omitting items. Examination of the content of the items that were omitted by the respondent may reveal specific problem areas or suggest reasons for their not responding appropriately to all items. Following are the items that were omitted:

501. Item Content Omitted.



Special Note:

The content of the test items is included in the actual reports. To protect the integrity of the test, the item content does not appear in this sample report.

CRITICAL ITEMS

The MMPI-2 contains a number of items whose content may indicate the presence of psychological problems when endorsed in the deviant direction. These "critical items," developed for use in clinical settings, may provide an additional source of hypotheses about the respondent. However, caution should be used in interpreting critical items since responses to single items are very unreliable and should not be treated as scores on full-length scales -- for example, an individual could easily mismark or misunderstand a single item and not intend the answer given. The content of the items and the possibility of misinterpretation make it important to keep the test results strictly confidential. Special caution should be exercised when interpreting these items in nonclinical settings.

Acute Anxiety State (Koss-Butcher Critical Items)

- 2. Item Content Omitted.
- 3. Item Content Omitted.
- 5. Item Content Omitted.
- 28. Item Content Omitted.
- 39. Item Content Omitted.
- 140. Item Content Omitted.
- 218. Item Content Omitted.
- 223. Item Content Omitted.
- 301. Item Content Omitted.
- 444. Item Content Omitted.

Depressed Suicidal Ideation (Koss-Butcher Critical Items)

- 9. Item Content Omitted.
- 38. Item Content Omitted.
- 65. Item Content Omitted.
- 71. Item Content Omitted.
- 75. Item Content Omitted.
- 92. Item Content Omitted.
- 95. Item Content Omitted.

- 130. Item Content Omitted.
- 146. Item Content Omitted.
- 215. Item Content Omitted.
- 233. Item Content Omitted.
- 273. Item Content Omitted.
- 303. Item Content Omitted.
- 411. Item Content Omitted.
- 454. Item Content Omitted.
- 485. Item Content Omitted.
- 518. Item Content Omitted.



Special Note:

The content of the test items is included in the actual reports. To protect the integrity of the test, the item content does not appear in this sample report.

Threatened Assault (Koss-Butcher Critical Items)

- 213. Item Content Omitted.

Situational Stress Due to Alcoholism (Koss-Butcher Critical Items)

- 125. Item Content Omitted.
- 518. Item Content Omitted.

Mental Confusion (Koss-Butcher Critical Items)

- 31. Item Content Omitted.
- 299. Item Content Omitted.
- 325. Item Content Omitted.

Persecutory Ideas (Koss-Butcher Critical Items)

- 17. Item Content Omitted.
- 124. Item Content Omitted.
- 241. Item Content Omitted.
- 259. Item Content Omitted.
- 314. Item Content Omitted.

Antisocial Attitude (Lachar-Wrobel Critical Items)

- 35. Item Content Omitted.
- 105. Item Content Omitted.

Family Conflict (Lachar-Wrobel Critical Items)

- 21. Item Content Omitted.
- 83. Item Content Omitted.
- 125. Item Content Omitted.

Somatic Symptoms (Lachar-Wrobel Critical Items)

- 28. Item Content Omitted.
- 111. Item Content Omitted.
- 164. Item Content Omitted.
- 464. Item Content Omitted.

Anxiety and Tension (Lachar-Wrobel Critical Items)

- 17. Item Content Omitted.
- 218. Item Content Omitted.
- 223. Item Content Omitted.
- 261. Item Content Omitted.
- 299. Item Content Omitted.
- 301. Item Content Omitted.



Special Note:

The content of the test items is included in the actual reports. To protect the integrity of the test, the item content does not appear in this sample report.

Sleep Disturbance (Lachar-Wrobel Critical Items)

- 5. Item Content Omitted.
- 39. Item Content Omitted.
- 140. Item Content Omitted.

Depression and Worry (Lachar-Wrobel Critical Items)

- 2. Item Content Omitted.
- 3. Item Content Omitted.
- 65. Item Content Omitted.
- 73. Item Content Omitted.
- 75. Item Content Omitted.
- 130. Item Content Omitted.
- 165. Item Content Omitted.
- 273. Item Content Omitted.
- 303. Item Content Omitted.
- 339. Item Content Omitted.
- 411. Item Content Omitted.
- 415. Item Content Omitted.
- 454. Item Content Omitted.

Deviant Beliefs (Lachar-Wrobel Critical Items)

- 259. Item Content Omitted.
- 314. Item Content Omitted.

Problematic Anger (Lachar-Wrobel Critical Items)

- 213. Item Content Omitted.

End of Report

NOTE: This and previous pages of this report contain trade secrets and are not to be released in response to requests under HIPAA (or any other data disclosure law that exempts trade secret information from release). Further, release in response to litigation discovery demands should be made only in accordance with your profession's ethical guidelines and under an appropriate protective order.
