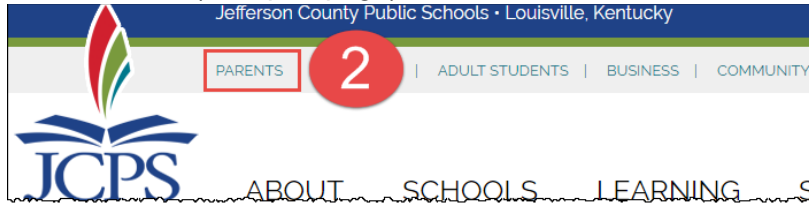
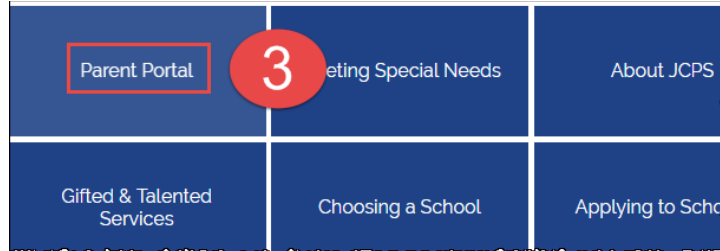


How to Logon to Parent Portal

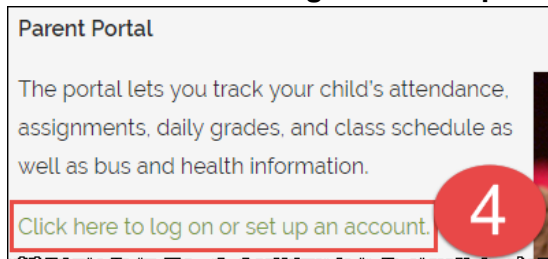
1. Navigate to www.jefferson.kyschools.us.
2. Click **Parents** (on top of page).



3. Click **Parent Portal**.



4. Select **Click here to log on or set up an account**.



5. Click **Log On to the Parent Portal** if you have an account, or
6. Click **Set up your account here** if you do not have an account. Submit the completed form and your Portal logon information will be emailed to you. Each parent needs to complete the request.

