


Diary of a Wimpy Kid

DOUBLE DOWN

SLEEPOVER KIT!



OUT 1 NOVEMBER 2016



GETTING STARTED

Throughout this sleepover kit, you'll find tons of games, activities, and suggestions to mark the ultimate *Diary of a Wimpy Kid: Double Down* sleepover. You can put the activities in whatever order you'd like, some activities are great for a big group, while others can be done with just a couple of friends. You might want to do only one or two of these, or you can do them all. Please kick off by reading the following letter from Jeff Kinney to the group.

Hi, everyone!

Thank you so much for coming out for the *Diary of a Wimpy Kid: Double Down* launch party! I wish I could be there with you in person. I want to say thanks to each and every person here. You've made the *Diary of a Wimpy Kid* series a hit, and I want you to know how much I appreciate that. I hope you like the new book! It was a lot of fun to write. I've put together a few activities to help celebrate the launch of the book. I hope you have a good time!

Sincerely,
Jeff Kinney

HERO POINTS

As an extra incentive for everyone to participate, we've provided Hero Points on the next page as a way to reward players and winners. At the end of each game, give some Hero Points to the winners, runners-up, and anyone who participates! The more you give out Hero Points, the more fun everyone will have. At the end of the sleepover, have everyone count up his or her Hero Points, and the person with the most can win a small prize!

PLAY DRESS-UP

Ask your friends to come dressed as Greg, Rowley, or other favorite characters. You could have them wear the color of their favorite book, or red as a celebration of *Double Down*! Halloween is prominently featured in *Double Down*, so perhaps you could even invite them to wear their Halloween costumes to the party. Masks can also be downloaded from wimpykidclub.co.uk/kids-downloads. Give Hero Points to all who participate!

SERVE RED SNACKS

Load up a table with raspberries, strawberries, red M&M's®, red jelly beans, red velvet cake (or cupcakes), and red punch. Since Halloween candy and gummy worms are featured in *Double Down*, it'd be ideal to set those out. You could also serve food Greg commonly eats, such as chicken drumsticks (Drummies), bags of crisps, or ice cream.

SET THE MOOD

Put together a playlist of fun songs you will all want to dance to. Greg and his friends throw a Halloween party in *Double Down*, so it'd be fun to recreate that scene with classic Halloween songs like "Monster Mash" or "I Put a Spell on You." You could also choose a fun playlist from a music streaming site such as Spotify.




TM & © 2016 Wimpy Kid, Inc.



YOU'VE EARNED ONE
HERO POINT!

TM & © 2016 Wimpy Kid, Inc.




YOU'VE EARNED ONE
HERO POINT!

TM & © 2016 Wimpy Kid, Inc.



YOU'VE EARNED ONE
HERO POINT!

TM & © 2016 Wimpy Kid, Inc.




YOU'VE EARNED ONE
HERO POINT!

TM & © 2016 Wimpy Kid, Inc.




YOU'VE EARNED ONE
HERO POINT!

TM & © 2016 Wimpy Kid, Inc.




YOU'VE EARNED ONE
HERO POINT!

TM & © 2016 Wimpy Kid, Inc.




YOU'VE EARNED ONE
HERO POINT!

TM & © 2016 Wimpy Kid, Inc.




YOU'VE EARNED ONE
HERO POINT!

TM & © 2016 Wimpy Kid, Inc.



YOU'VE EARNED ONE
HERO POINT!

TM & © 2016 Wimpy Kid, Inc.



YOU'VE EARNED ONE
HERO POINT!



DOUBLE THE FUN


Diary of a Wimpy Kid: Double Down is finally here, and we're here to help you with ways to double the fun at your sleepover.

ACT IT OUT

Greg and Rowley try their luck at filmmaking in *Double Down*, and your sleepover attendees can do the same! As a group, cast yourselves as characters from the books, and write a short script. Be as creative as you want to be, or think of one thing for everyone to write about (i.e., Greg and his friends need help picking out the right Halloween costumes!) Then, once you have a short script ready, act out the scenes together. Ideally, each sketch will be filmed and posted to the internet for the world to see. Feel free to use the hashtag #WimpyKid11 when posting!

TRUTH OR DARE: BALLOON BRIGADE STYLE!

In *Double Down*, Greg's class participates in the Balloon Brigade, and now your sleepover attendees can, too! Get red and yellow balloons (in celebration of the two-toned cover), designating one colour for "truths" and the other colour for "dares." Then, write out the challenges on small slips of paper and put them inside the balloons before blowing them up. (We've provided some fun truth-or-dare examples on page 17 of this guide.) Then take turns popping a balloon and fulfilling the challenge.



PIN THE BOO ON THE GHOST

Inspired by the Halloween party in *Double Down*, play this fun take on "Pin the tail on the donkey." Give each person a "BOO" to design and decorate as they wish. Then, once everyone is done, blindfold each player in turn and have them attempt to pin the BOO on the ghost. Whoever gets their BOO closest to the ghost's mouth wins a Hero point! On pages 12-13, you'll find the ghost and the BOO to reproduce for all your attendees.

TWO TRUTHS AND A LIE

Greg has to deal with lots of lies in *Double Down*, from both his brother Rodrick and the adults in his life. Give everyone a sheet of paper and ask them to write down two truths about themselves, and one lie. Each person takes a turn to read aloud the "facts," and the other people in the group must discuss to figure out which one is the lie. If they group guesses the wrong one as the lie, the player gets a Hero Point.



NAME-TAG GAME

How to Play:

The object of the game is for players to go around the room and talk to one another, trying to figure out which character's name is on their back. The player may ask yes or no questions only to figure out who they are (for example, "Am I best friends with Rowley?"). When a player discovers who they are, they can step out of the game. The goal is to not be the last person remaining.

Setting Up:

Cut out the name tags below and tape one onto the back of each player. Players should not be told what their name tag says. For a larger group, make several copies of this page—it's fine if more than one person has the same character name.

EASY

MEDIUM


HARD

Greg	Grandma	Mr. Nern
Rowley	Mr. Jefferson	Leland
Manny	Chirag Gupta	Bryce Anderson
Rodrick	Ruby Bird	Heather Hills
Frank (Dad)	Holly Hills	Jordan Jury
Susan (Mom)	Joshie	Meckley Mingo
Fregley	Abigail	Meemaw
Grampa	Patty Farrell	Aunt Veronica



DRAWING STATION


Though Jeff Kinney now draws on an electronic tablet, he started writing his ideas for the Wimpy Kid series with pen and paper. Have your guests try their hand at drawing the old school way! If possible, post these reproducible instructions on a wall near a table so that guests can easily see and follow them. If you'd prefer to take these instructions into the digital age, you can also set up a TV or computer screen to display a step-by-step drawing-guide video by Jeff Kinney. The video is available at www.youtube.com/wimpykid.



On the table, provide paper with pencils, pens, markers, or crayons. Make sure you give Hero Points to everyone who tries! Want to make it even more fun? Instead of using paper and pencils, provide round sugar cookies with white icing or fondant and edible-ink "pens"! You could also provide marshmallows instead of cookies for a very simple, clean, edible "canvas."

You can also use this drawing space to provide create your own "Zoo-Wee Mama!" cartoons! Have guests write their own "Zoo-Wee Mama!" jokes; then post the best ones on a wall. Be sure to give Hero Points to the winning cartoons!



Zoo-Wee Mama!



DOUBLE THE LAUGHS, WIMPY KID-STYLE

MASH

MASH is a classic game that is even better with Wimpy Kid. Make copies of the page 8, and have your friends predict their own Wimpy Kid future! This game is played in pairs. Start by choosing which teammate will have his or her future predicted (Player 1), and who will write down the answers (Player 2). Player 2 asks Player 1 for two choices for each category and fills them in on the blank lines. When the entire board is full, Player 2 draws lines in the center of the board. Without looking, Player 1 says “stop” after a few seconds. However many lines are drawn is the number that is used to find the answers. For example, if three lines are drawn, Player 2 will cross out every third answer. When Player 2 gets to the end of the board, they must go back to the beginning until only one answer is left in each category. Player 2 then circles that answer and skips over the section as he or she keeps eliminating answers. At the very end, when there is only one answer in each category, Player 2 must eliminate all but one of the WIMPY letters at the top of the board to figure out what kind of house Player 1 will live in!




FORTUNE-TELLER

Another fun activity is making and using paper fortune-tellers. Pages 9 and 10 of this guide have reproducible pages with folding instructions to create your own Wimpy Kid fortune-teller!

ROCK, PAPER, SCISSORS

We’ve all played Rock, Paper, Scissors before, but how about the Wimpified version? In this version, players have a choice among the Cheese Touch from Diary of a Wimpy Kid (a flat hand, palm down), the Muddy Hand from Dog Days (bending fingers like a claw, palm out), and a snowball from Cabin Fever (making a fist). Players say “Hand, Cheese, Snow, shoot!” then make one of the three gestures. The Muddy Hand beats snowball, snowball beats the cheese touch, and cheese touch beats the Muddy Hand.



W

WHITE HOUSE

I

IGLOO

M

MANSION

P

PALACE

Y

YACHT

Best Friend:

Greg _____

Rowley _____

Silas Scratch _____

Occupation:

Movie Star _____

Super Secret Spy _____

Magician _____

Band Name:

Lödéd Diper _____

Twisted Wizard _____

The Muddy Hands _____

Superpower:

X-Ray Vision _____

Telepathy _____

Ability to Fly _____

Favorite Activity:

Playing Video Games _____

Bird-Watching _____


Selling Lemonade _____

Transportation:

Jet Pack _____

Car _____

Tricycle _____



Pet:

Sweetie the Dog _____

A Tarantula _____

A Crazy Goose _____

You Will Live:

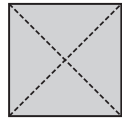
In the Woods _____

On a Desert Island _____

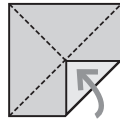
In Australia _____



FORTUNE TELLER

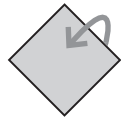
1. Crease paper diagonally



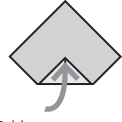
2. Fold a corner to center



3. Fold all corners to center



4. Turn over to other side




5. Fold a corner to center















6. Fold all corners to center



7. Turn over to other side

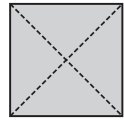


8. Insert fingers and play!

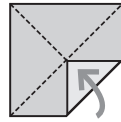
			
	<p>You will get a date to the big dance, but that morning you'll wake up with a huge zit.</p> <p>You will be rich and famous one day, but you'll still be surrounded by morons.</p>	<p>You will have your own awesome band, but your world tour will include the bowling alley.</p> <p>Out of all your friends, you will have the most impressive belly-button chewing skills.</p>	
	<p>You will have to run through a locker room. Shield your eyes!</p> <p>You will get a surprise day off from school, but you'll have to spend it at a Civil War reenactment.</p>	<p>You will start a new club . . . just make sure people show up!</p> <p>You will bump into your crush when you least expect it. Make sure you don't have chocolate on your butt!</p>	
			



FORTUNE TELLER

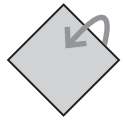
1. Crease paper diagonally



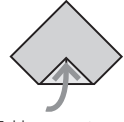
2. Fold a corner to center



3. Fold all corners to center



4. Turn over to other side




5. Fold a corner to center



6. Fold all corners to center


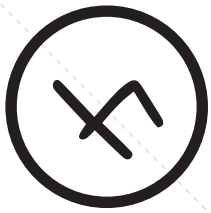


7. Turn over to other side



8. Insert fingers and play!

Fill in your own fortunes to see what the future holds!



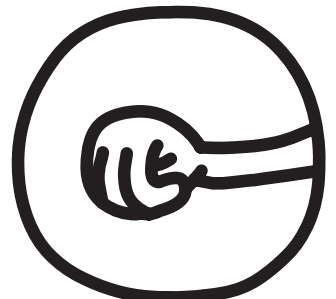
HAND, CHEESE, SNOW, SHOOT!



**MUDDY
HAND**



**CHEESE
TOUCH**



SNOWBALL

CHEAT SHEET



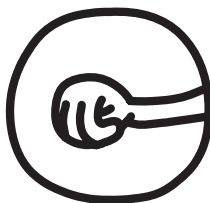
VS



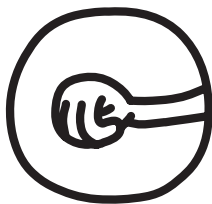
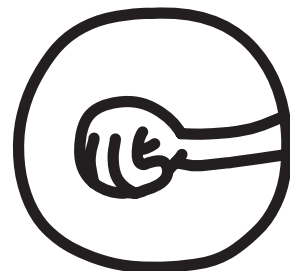
=



VS



=



VS



=





TM & © 2016 Wimpy Kid, Inc.

BOO

TM & © 2016 Wimpy Kid, Inc.

BOO

TM & © 2016 Wimpy Kid, Inc.

BOO

TM & © 2016 Wimpy Kid, Inc.

BOO

TM & © 2016 Wimpy Kid, Inc.

BOO

TM & © 2016 Wimpy Kid, Inc.

BOO

TM & © 2016 Wimpy Kid, Inc.

BOO

TM & © 2016 Wimpy Kid, Inc.

BOO


TM & © 2016 Wimpy Kid, Inc.

BOO

TM & © 2016 Wimpy Kid, Inc.

BOO





HOW WELL DO YOU KNOW YOUR FRIEND?


Setting Up:

Select a pair or several pairs of friends, and have each pair sit or stand at the front of the room. You'll need a marker and pad of paper to record answers.

How to Play:

First, send the older of each pair out of the room or away from the action. Each remaining person will be asked four questions about the older friend. The moderator records their answers on four sheets of paper, and the player keeps them facedown. The older friends are then brought back in. The moderator then asks the older friends the same questions and, after the second player says their answer, the first player holds up the answer they wrote down. If they match, the team gets a point.

Next, the younger friends are sent out of the room, and their older partners are asked four questions. The younger friends are brought back in after the questions have been answered and recorded. Again, points are awarded for each matching answer given. The team with the most points after two rounds wins!




QUESTIONS: ROUND 1

1. What is your teammate's middle name?
2. Which Wimpy Kid character is your teammate's favorite?
3. What is your teammate's favorite after-school snack?
4. Where did you first meet your teammate?

QUESTIONS: ROUND 2

1. What subject is your teammate best at?
2. What is your teammate's hidden talent?
3. What did your teammate eat for dinner yesterday?
4. What is your teammate's favorite movie?



THE WIMPY KID EXPERT


How to Play:

A person from the group who claims to know everything about the Wimpy Kid books is picked to come to the front of the room. He or she will face off against the crowd in a trivia game, which will prove whether or not the “expert” is indeed the most knowledgeable fan.

Everyone who wants to participate will stand up. Everyone else will remain seated. The expert will be asked a series of true/false questions from the list on the next page. If the group think the answer to a given question is true, they will place a coin, pebble, or other token in their right hand and close it. If they think the answer to the question is false, their right hand will remain empty.

The expert gives his or her answer. At the count of three, the other players will open their right hands, revealing their answers. If the expert is incorrect, he or she will be eliminated from the game, and a new expert, drawn from the those who are still standing, will be invited to the front of the room.

All players who answer incorrectly are out of the game, and they have to sit down. If the expert is correct, he or she will keep playing. Whichever “expert” outlasts everyone, wins the game.



THE WIMPY KID EXPERT QUESTIONS

ANSWER

Greg and Rowley’s haunted house poster promises live barracudas.

False

It promises live sharks.

Rodrick wrote a poem called “A Thousand Years Ago.”

False

It’s titled “A Hundred Years Ago.”

Manny calls his blanket “Tingy.”

True

Rodrick’s Wish List includes new drums, a new van, and a pet snake.

False

He wants new drums, a new van, and a shrunken head.

Gramma accidentally puts her engagement ring into a plastic Easter egg.

False

Meemaw accidentally puts her engagement ring in a plastic egg.

Hello, You’re Dead is a horror movie about a muddy foot that goes around the country killing people.

False

It’s about a muddy hand.



THE WIMPY KID EXPERT (CONTINUED)

Greg and Rowley play Magick and Monsters with Leland.

True

Greg wants to name his soccer team the Twisted Wizards.

True

Holly Hills signs Greg's yearbook, "Stay Cute!"

False

That is how she signs Rowley's yearbook. She signs Greg's "K.I.T." or "Keep In Touch."

Greg loves to eat deviled eggs.

False

Greg hates deviled eggs.

Uncle Joe's dog is named Peanut.

False

He is named "Killer."

When Greg borrows his dad's leather jacket and wears it to school, he finds a love note from his dad to his mom in the pocket and gets grossed out.

False

He finds a picture from a photo booth of his parents kissing.

At the Lock-In, Mr. Tanner thinks Greg's team took a picture of a butt when it was really someone's bent knee.

False

It was someone's bent elbow.

Greg and his dad think "L'il Cutie" is the worst comic ever.

True

Greg thinks moose evolved from birds.

True

Greg's favorite stuffed animal as a child was a bear named Tickle.

False

It was a stuffed monkey named Tickle.

Manny's nickname for Greg is Ploopy.

False

His nickname is Bubby.

The girls in Greg's class were impressed when Fregley chewed gum in his belly button.


True

Heather Hills is Holly's older sister.

True



TRUTH OR DARE



How to Play:

Label one jar, bin, or container Truth and the other Dare. Fill the Truth bin with revealing questions, and the Dare with clever and funny but harmless dares. You can use the questions and dares below or create your own.

Have all players sit on the floor in a circle begin with one volunteer. Have that person select the next player once his or her turn is up.

At each turn, have the players choose between revealing a truth about themselves or completing a dare challenge. Once they've decided, have them draw a "truth" or "dare" from their chosen bin and either reveal the truth or perform the dare.

TRUTHS

DARES

What's the best joke you know?	Do your best impression of your favorite TV character.
What are three things about yourself you really like?	Do a hula dance.
What was the nastiest trick you ever played on someone?	Jump on one leg for thirty seconds, with both hands on your head.
What's your favorite guilty pleasure song?	Introduce yourself to someone playing this game that you don't know and tell them why you should be friends.
What's the most embarrassing thing that's ever happened to you?	Stand on your tippy toes until the next person's turn is over.
Would you rather never eat your favorite food again, or ONLY eat your favorite food for the next two years?	Try to guess the favorite color of five people who are playing this game.
If you could only watch one TV channel for the rest of your life, which would you choose?	Turn out your pockets and show everyone what's you have in there.
What do you hope your life looks like in 20 years?	Name all the Wimpy Kid books in order. If you get one wrong you have to dance across the room like a ballerina.





How to Play:

A moderator should read the questions, while a spotter watches for people raising their hands. Each person who answers a question correctly should get Hero Points.

TRIVIA QUESTIONS

ANSWERS

On Greg's birthday party invitation, Greg's mom writes that he has enough toys and asks everyone to bring something else instead. What does she ask them to bring?

Books

Greg has read almost every book in what series that focuses on girl friendships?

The Slumber Party Pals

What do Greg and Rowley put in the freezer to use during the summer?

Snowballs

Manny becomes fast friends with a kindergartner who moves in down the street from the Heffleys. What is his name?

Mikey

What is the name of the stuffed monkey Greg slept with every night as a child?

Tickles

Greg drops his cell phone into the toilet when which family member calls for a video chat?

Aunt Veronica

While pregnant with Greg, what kind of music did Greg's mom play so that he would become smarter?

Classical Music

Which girl does Greg not want to be his dance partner in Phys Ed?

Ruby Bird

TRUE OR FALSE QUESTIONS

The dog that tries to get Greg and Rowley to step in poop is named Killer.

False

It's Rebel. Killer is Greg's uncle's dog.

The name of the doll Mom gave Greg for Christmas to get him ready for having a baby brother was named Alfrendo.

True

Rowley stops blowing bubbles in his chocolate milk because Holly says it's immature.

False

Abigail says it's immature.



Greg's school stopped using Hero Points because kids were printing their own counterfeit Hero Points.	True
Manny starts to cry when he finds a shoelace in his plastic Easter egg.	False He cries when he finds dental floss in his Easter egg.
Rowley runs for class Vice President.	False He runs for Social Chairperson.
The Valentine's Day dance Greg and Rowley go to is themed "Midnight in Paris."	True
During the Lock-In, Greg and some other boys try to tunnel their way out by digging a passageway with spoons.	True

BOOK, MOVIE, OR BOTH?

Did Greg and Rowley both go on the Cranium Shaker in the book, movie, or both?	The movie only. In the book, Greg goes by himself.
Did Rodrick trick Greg into waking up in the middle of the night, thinking he was late for school, in the book, movie, or both?	Both , but in the book it was at the beginning of summer, and in the movie it was a week before school started.
Did Greg and Rowley first hear the story of the Muddy Hand from Fregley around a campfire in the book, movie, or both?	The movie only. In the book, Greg and Rowley first hear about the Muddy Hand when watching the movie <i>Hello, You're Dead</i> .
Did Rowley invent the comic "Zoo-Wee Mama!" in the book, movie, or both?	Both
Did Greg and his dad join the Boy Scouts in the book, movie, or both?	The book only. They joined the Wilderness Explorers in the movie.
Did Rowley and his mother do a dance together in the book, movie, or both?	The movie only.
After Greg ran up a bill at the country club, did he pay it with his birthday money in the book, movie, or both?	The book only. Dad settled the debt in the movie.
Greg tells Rowley in a secret code that his dad smells like a woman, but Mr. Jefferson figures it out and feels insulted. Did this happen in the book, movie, or both?	Both

