

# Tuesday 11/13

## Warm Up


1. What are the three parts of a nucleotide? How do two nucleotides link together
2. What binds the two strands of DNA together? Be Specific
3. What are the three main enzymes of DNA replication and what do they do?

## Agenda

1. Warm Up (Stamp HW)
2. Protein Synthesis Notes
3. HW Time (Transcription/ Translation Worksheet)

## Homework

1. Protein Synth Notes and Online Questions
2. DNA structure and replication quiz Thursday!
3. Models due Tuesday 11/20 at by 8am



⋮

# Protein Synthesis Quick Questions

QQ: TOC#24

HW Notes are TOC#25

Worksheet you picked up: TOC#26

# What is RNA?

- When we talk about nucleic acids, we list two types: DNA and RNA, but what is RNA?
- Structure is a “cheap copy” of DNA
  - Bases A, G, C, U
    - Thymine is replaced with **Uracil** ( $A = U \neq T$ )
  - Sugar is **ribose** not **deoxyribose** (less stable, takes less energy to make)

# Types of RNA

- **mRNA – messenger RNA**
  - carries copy of genetic instructions to the rest of the cell
  - the instructions tell the cell how to assemble the amino acids for making proteins
- **rRNA – ribosomal RNA**
  - makes up a part of ribosomes (which are the site for protein synthesis)
- **tRNA – transfer RNA**
  - transfers each amino acid to the ribosome as it is specified by the mRNA

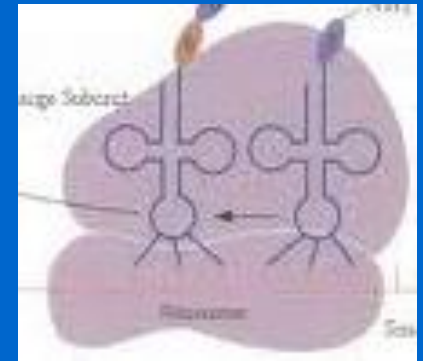
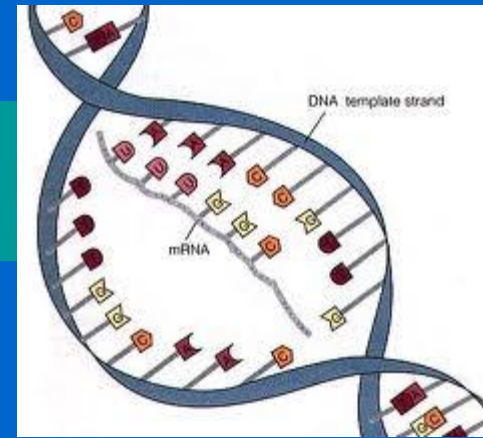
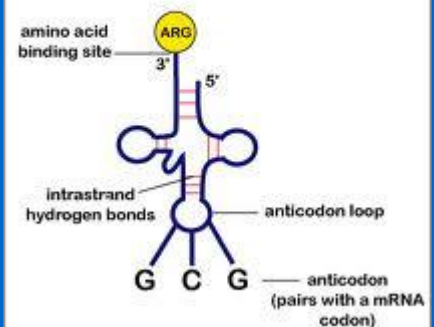


Fig. 2: Charged Transfer RNA (tRNA)

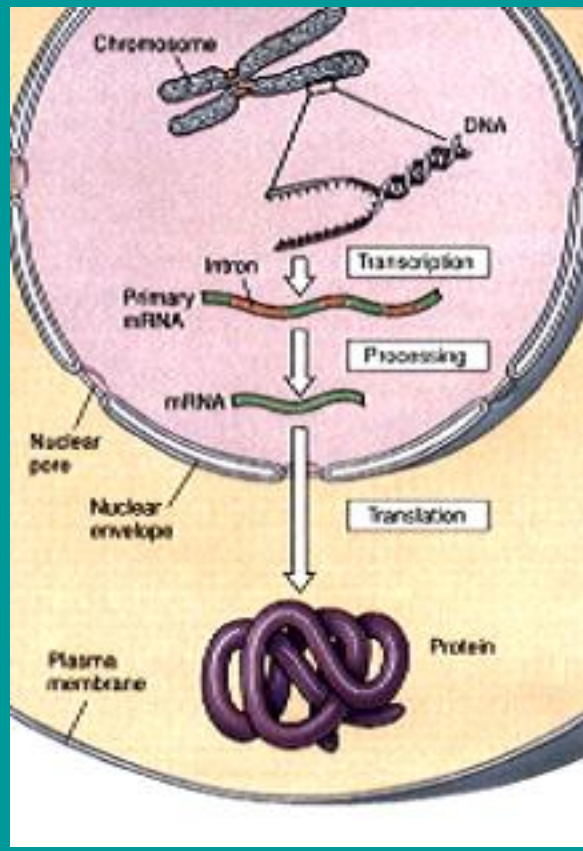


- 
- 
- 

- QQ#1

How do you think the 3 types of RNA interact with one another?

# Protein Synthesis Quick Questions



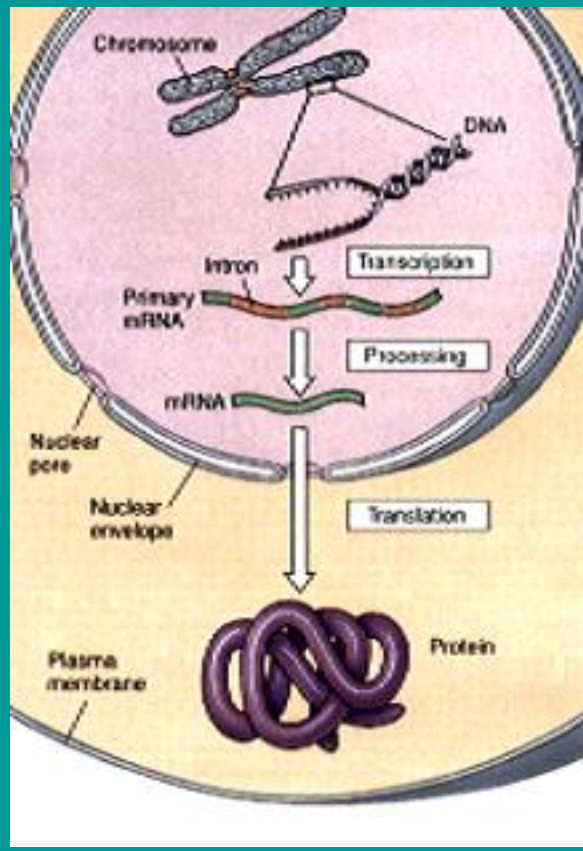
QQ#2:

Where is DNA stored and where does DNA replication take place?

QQ#3:

How do you create a protein?

# What is Protein Synthesis?



Making Proteins in order to express genes from the genetic code.

Overview:

• DNA → RNA → Proteins

(in nucleus)

(in cytoplasm)

# Why is Protein Synthesis Important?

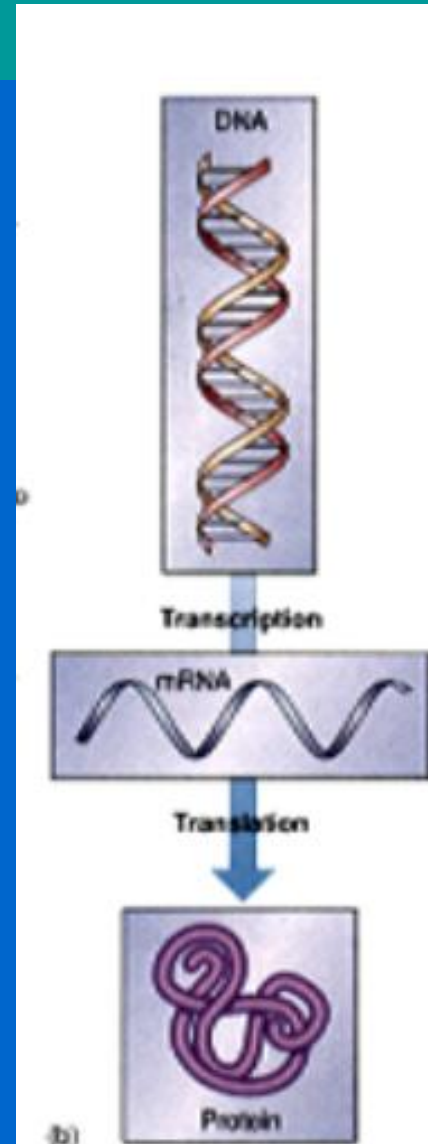
- **Gene Expression occurs Through Protein Synthesis**
  - Protein synthesis allows the genes we inherit to be expressed and make us look and function the way we do.





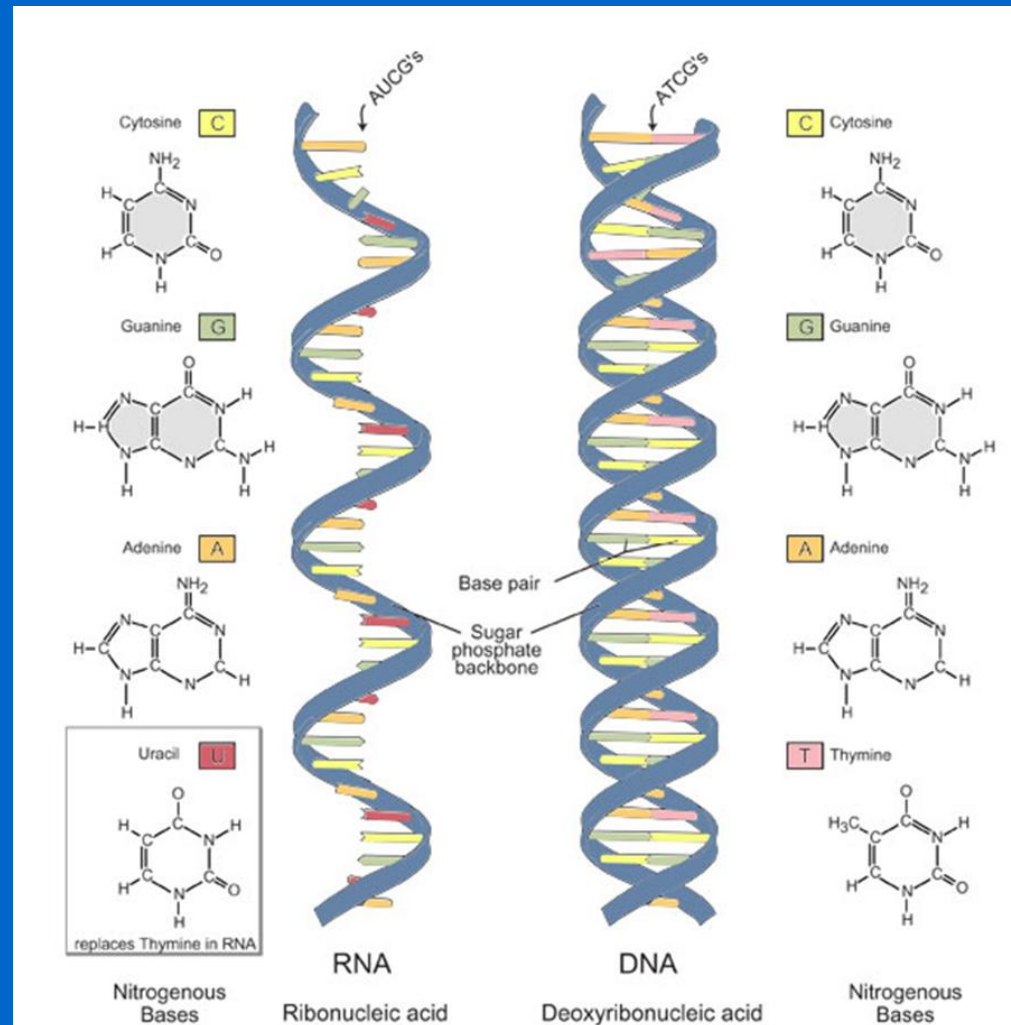
# How Does Protein Synthesis/ Gene Expression Occur?

- Two Important Steps
  - **Step 1: Transcription:**
    - RNA synthesis from DNA
      - DNA → RNA
  - **Step 2: Translation:**
    - assembling protein from RNA
      - RNA → Proteins



# Step 1: Transcription

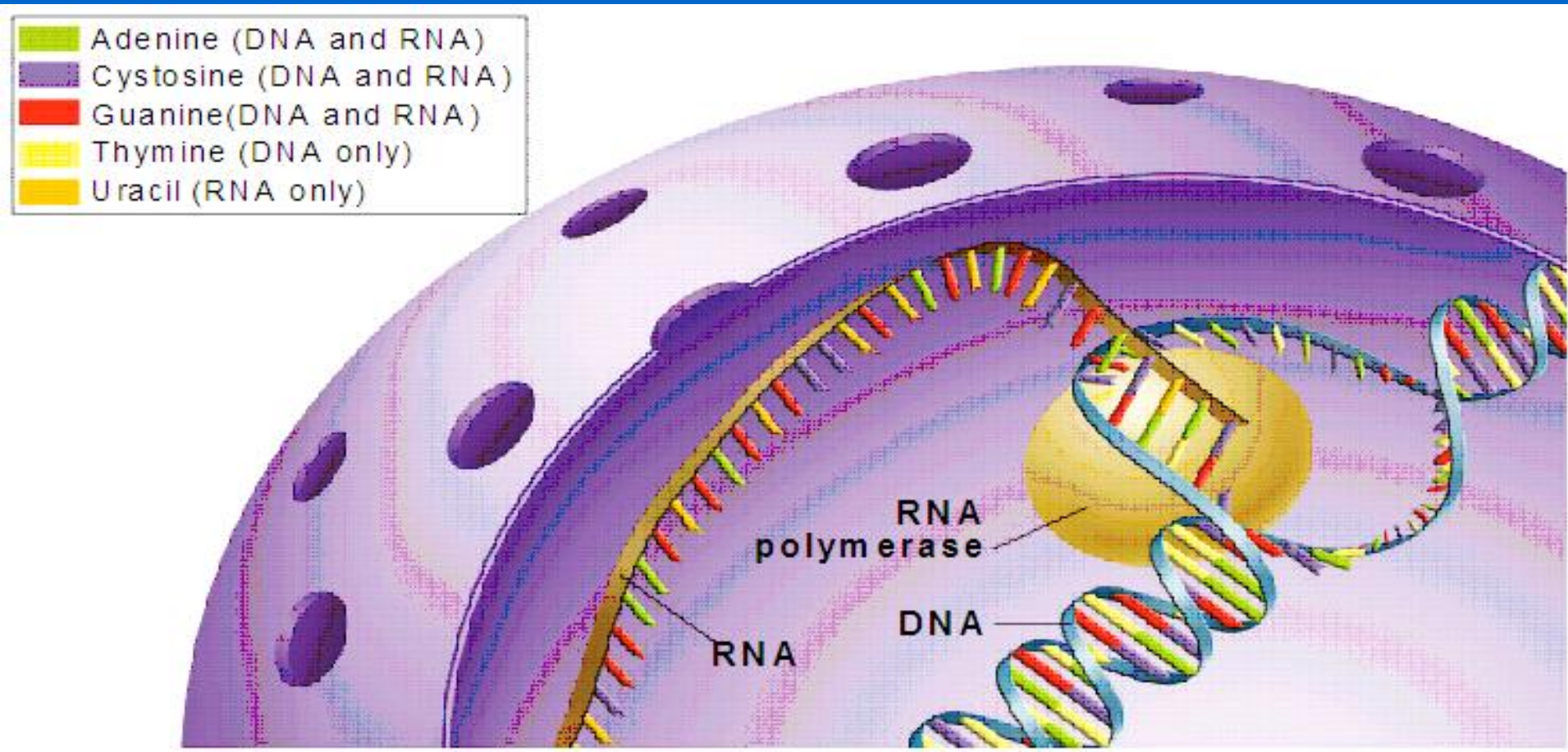
- Simply:
  - In the nucleus  
**DNA → mRNA**
  - This copy is used  
in step 2:  
translation



•  
•  
•

**QQ#4: after watching the video-look at this picture and summarize what is happening**

<http://www.youtube.com/watch?v=ztPkv7wc3yU>



•  
•  
•

## Step 1: Transcription

- RNA polymerase (an enzyme) – binds to DNA and separates the 2 strands
- RNA polymerase then uses one strand of DNA as a template for assembling an mRNA complementary strand
- This creates a strand of mRNA which can carry the genetic code out of the nucleus to complete the second step of protein synthesis.



## Step 2: Translation

- Simply:
  - mRNA → polypeptide chain (protein)
  - mRNA is read in “codons” and is matched with tRNA anticodons to link amino acids



# How is the Amino Acid sequence determined?

- **mRNA** read in codons (which are 3 nucleotides in a row on mRNA).
- 4 different bases:  $4 \times 4 \times 4 = 64$  possible codes/codons
- But, only 20 AA
- Each AA has more than one code

	U	C	A	G
U	UUU = phe UUC = phe UUA = leu UUG = leu	UCU = ser UCC = ser UCA = ser UCG = ser	UAU = tyr UAC = tyr UAA = stop UAG = stop	UGU = cys UGC = cys UGA = stop UGG = trp
C	CUU = leu CUC = leu CUA = leu CUG = leu	CCU = pro CCC = pro CCA = pro CCG = pro	CAU = his CAC = his CAA = gln CAG = gln	CGU = arg CGC = arg CGA = arg CGG = arg
A	AUU = ile AUC = ile AUA = ile AUG = met	ACU = thr ACC = thr ACA = thr ACG = thr	AAU = asn AAC = asn AAA = lys AAG = lys	AGU = ser AGC = ser AGA = arg AGG = arg
G	GUU = val GUC = val GUA = val GUG = val	GCU = ala GCC = ala GCA = ala GCG = ala	GAU = asp GAC = asp GAA = glu GAG = glu	GGU = gly GGC = gly GGA = gly GGG = gly

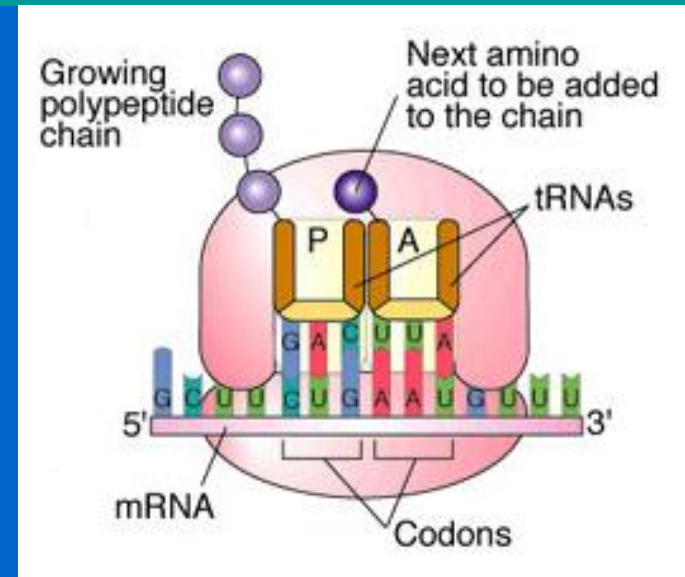
QQ#5: Give a quick recap of how to use the codon chart



## Step 2: Translation Continued

- Process

1. **mRNA** leaves nucleus and enters cytoplasm
2. ribosomes (**rRNA**) binds to start sequence (AUG) on **mRNA**
3. **mRNA** is read by ribosome 3 nucleotides at a time (called codons)
4. Each codon codes for a specific amino acid



•  
•  
•

## Step 2: Translation Continued

- Process

5. Each codon on **mRNA** is read and a **tRNA** with the matching anti-codon carries the correct amino acid to the **ribosome**
6. There, the **tRNA** binds to the **ribosome** and the amino acid is linked to the previous one by a peptide bond
7. Process continues, amino acids are linked, and the polypeptide chain grows until the ribosome reaches the “stop” codon
8. Protein is completed and folds into its structure


• • • • • • • • • •



# Translation-visual

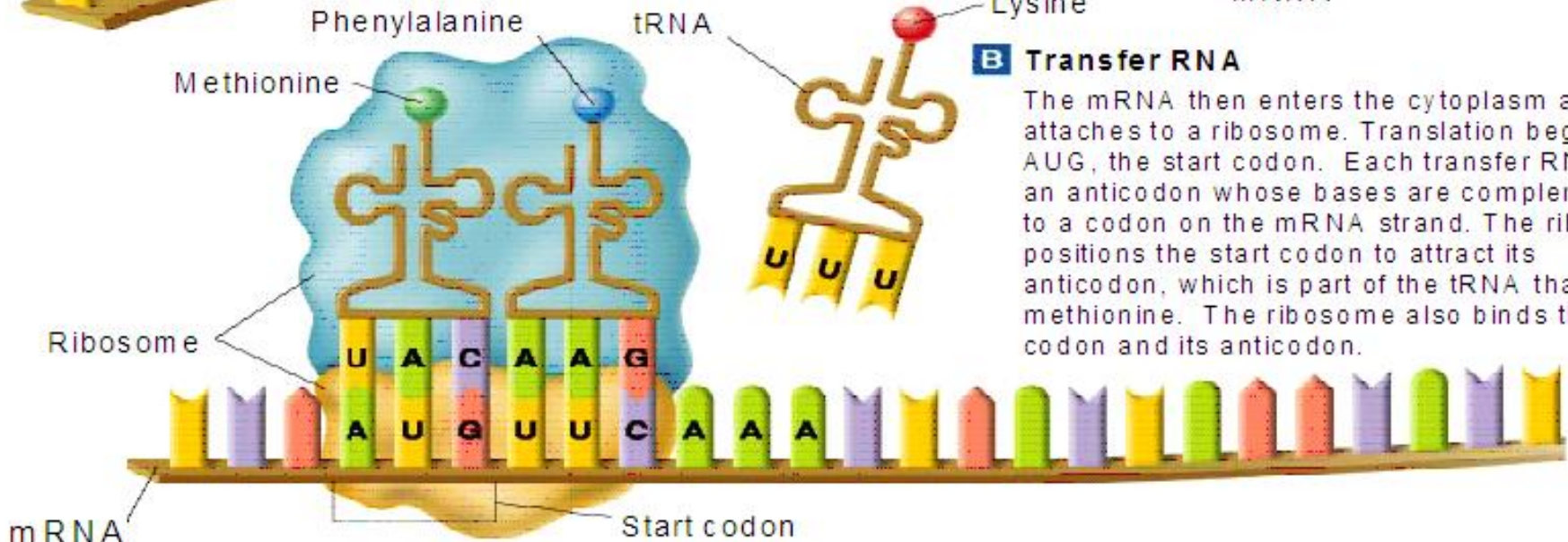
## A Messenger RNA

Messenger RNA is transcribed in the nucleus.



## B Transfer RNA

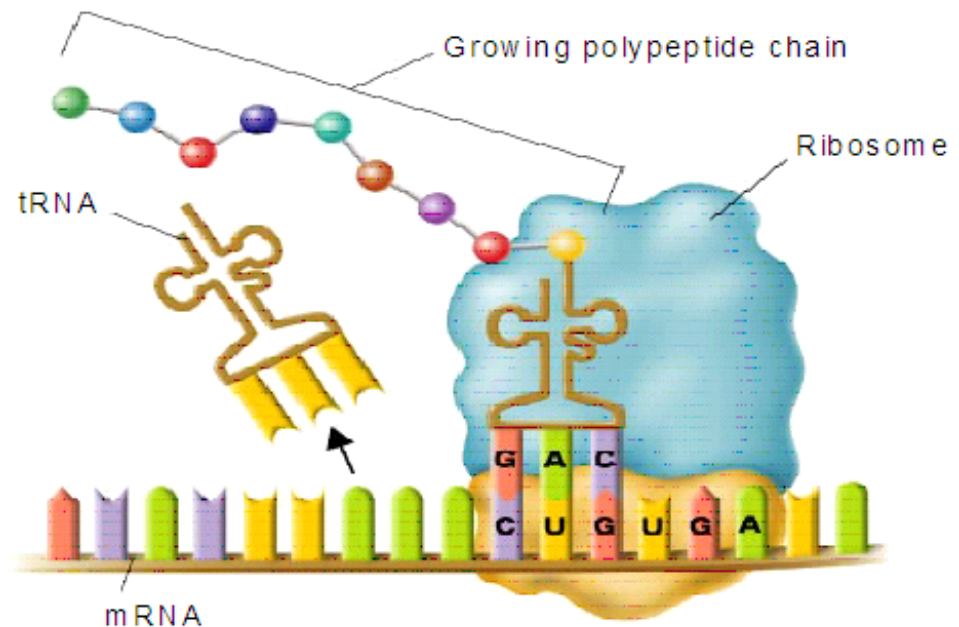
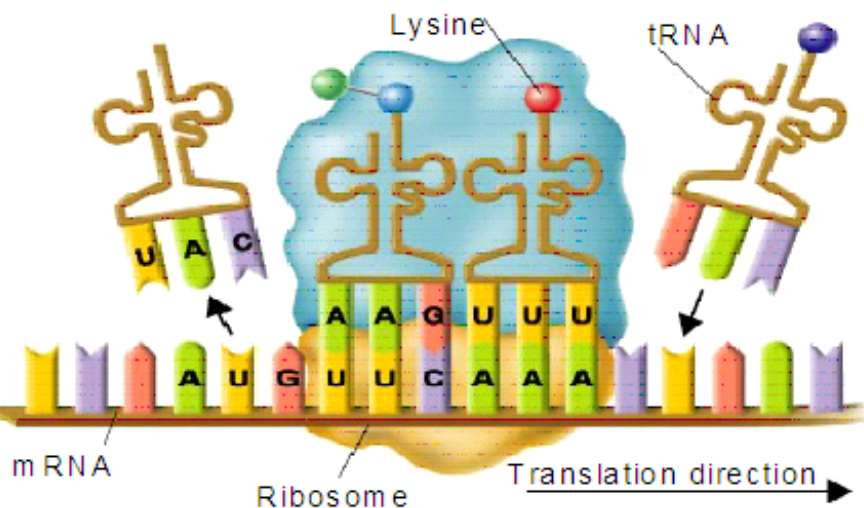
The mRNA then enters the cytoplasm and attaches to a ribosome. Translation begins at AUG, the start codon. Each transfer RNA has an anticodon whose bases are complementary to a codon on the mRNA strand. The ribosome positions the start codon to attract its anticodon, which is part of the tRNA that binds methionine. The ribosome also binds the next codon and its anticodon.



# Translation-visual

## C The Polypeptide "Assembly Line"

The ribosome joins the two amino acids—methionine and phenylalanine—and breaks the bond between methionine and its tRNA. The tRNA floats away, allowing the ribosome to bind to another tRNA. The ribosome moves along the mRNA, binding new tRNA molecules and amino acids.



## D Completing the Polypeptide

The process continues until the ribosome reaches one of the three stop codons. The result is a growing polypeptide chain.

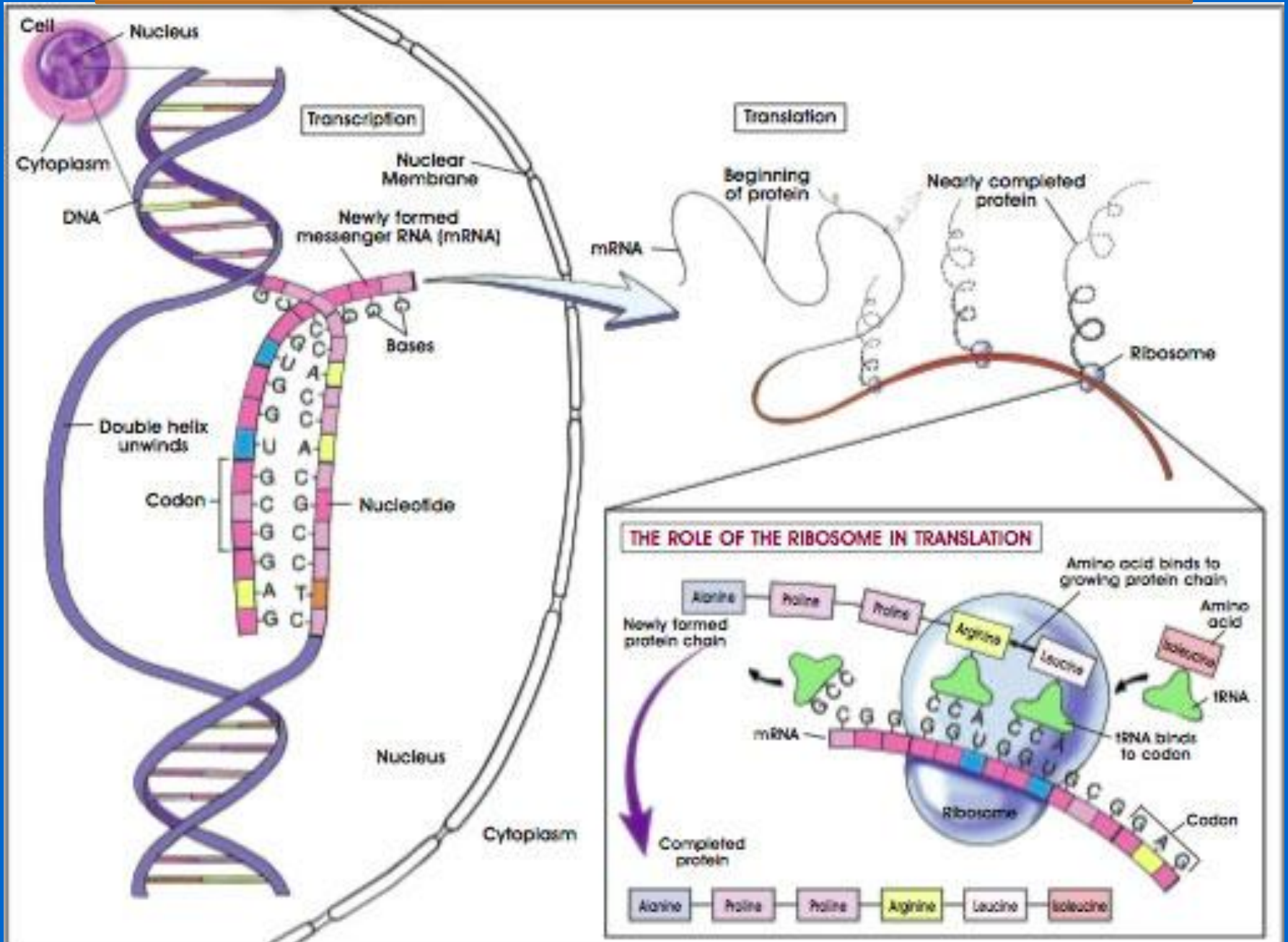


- QQ#6: After watching the video and seeing the images on the previous two slides, summarize what occurs during translation

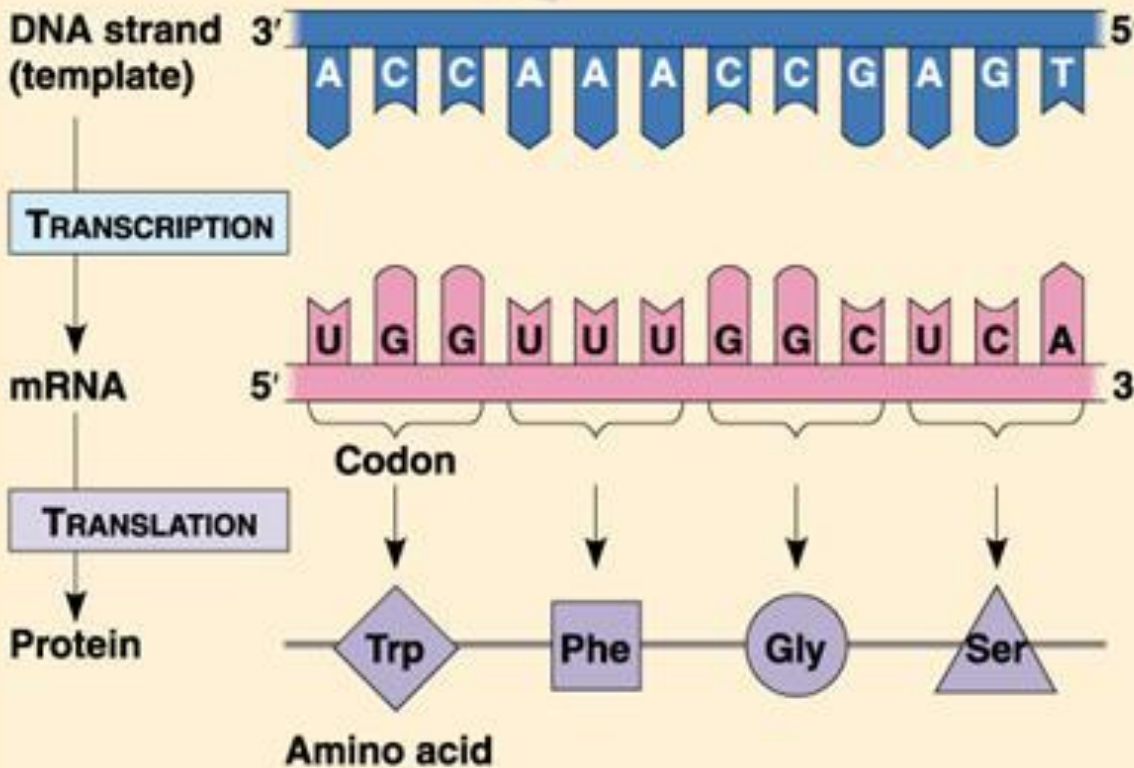
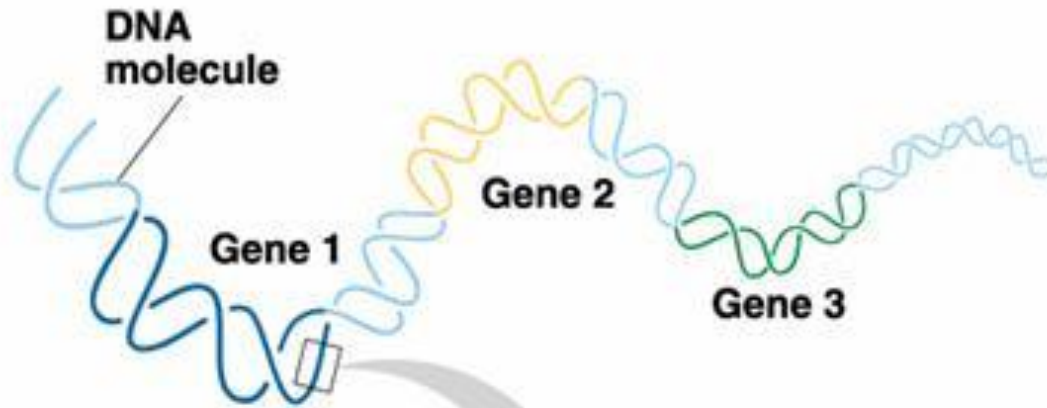
<http://www.youtube.com/watch?v=5bLEDd-PSTQ&feature=related>  
start at 48 seconds



# More pictures...because they are better than words...







**More pictures...because they are better than words...**