

# LOUISIANA

8 CONFERENCE TITLES • 8 BOWL APPEARANCES • 216 ALL-CONFERENCE SELECTIONS

## /// Louisiana vs. Appalachian State ///

Saturday, December 7 | Kidd Brewer Stadium | Boone, N.C. | 11 a.m. | ESPN



### RAGIN' CAJUNS

Record .....	10-2, 7-1 SBC
Ranking (AP/CFP) .....	--
Last Game .....	Nov. 30, 2019
Win vs. ULM, 31-30	
Coach .....	Billy Napier
Career Record .....	17-9 (2)
Record at Louisiana .....	17-9 (2)

#### Statistical Leaders

##### Rushing

Elijah Mitchell - 169 car., 1,007 yds, 14 TD  
Raymond Calais - 104 car., 818 yds, 6 TD  
Trey Ragas - 104 car., 790 yds, 11 TD

##### Passing

Levi Lewis - 200-306, 2,450 yds, 20 TD, 3 INT

##### Receiving

Ja'Marcus Bradley - 48 rec., 760 yds, 7 TD  
Jamal Bell - 31 rec., 416 yds, 1 TD



### MOUNTAINEERS

Record .....	11-1, 7-1 SBC
Ranking (AP/CFP) .....	22/25
Last Game .....	Nov. 29, 2019
Win at Troy, 48-13	
Coach .....	Elijah Drinkwitz
Career Record .....	11-1 (1)
Record at App State.....	11-1 (1)

#### Statistical Leaders

##### Rushing

Darrynton Evans - 217 car., 1,250 yds, 16 TD  
Marcus Williams, Jr. - 99 car., 520 yds, 4 TD

##### Passing

Zac Thomas - 203-318, 2,427 yds, 24 TD, 6 INT

##### Receiving

Thomas Hennigan - 54 rec., 673 yds, 4 TD  
Corey Sutton - 41 rec., 601 yds, 7 TD  
Malik Williams - 51 rec., 560 yds, 4 TD

### LOUISIANA FACES APPALACHIAN STATE IN SUN BELT TITLE GAME

After capping off an historic regular season with a thrilling 31-30 victory over ULM on Saturday, Nov. 30, Louisiana will travel to Boone, N.C., for the second-straight season to face off with Appalachian State in the 2019 Sun Belt Conference Championship Game. The two sides have already met once this season, with the Mountaineers earning a 17-7 victory over the Ragin' Cajuns on Wednesday, Oct. 9, in Lafayette.

### A LOOK AT THE RAGIN' CAJUNS

- With its 31-30 win over ULM, Louisiana clinched its first 10-win season in program history. It was also the team's seventh Sun Belt victory of the year, the most conference wins a single season.
- Saturday will be Louisiana's second-straight trip to the Sun Belt Championship Game, the first coming a season ago in the inaugural contest. Appalachian State won that contest, 30-19.
- The Ragin' Cajuns will look to continue its domination on the offensive side of the ball, especially on the ground. The squad ranks eighth nationally in total offense (500.3) and 12th in scoring offense (38.8).
- Louisiana has produced 3,290 yards on the ground this season and has scored 40 total touchdowns on the ground through 12 games this year. The total yardage is sixth in the nation, while the 40 touchdowns is good for third behind Navy (48) and Army (44).
- Elijah Mitchell became Louisiana's first back to eclipse the 1,000-yard rushing mark this season with 1,007 yards on the year. It is the first time in his career he has gone for over 1,000 yards.
- Quarterback Levi Lewis is quietly putting together an outstanding junior season, having completed 200 of his 306 attempts for 2,450 yards and 20 touchdowns to just three picks.
- The defense has been stellar this year, holding its last ten of its 12 opponents to less than 30 points per contest, four of which scored less than 10 points. Louisiana currently ranks 11th nationally and leads the Sun Belt in scoring defense, holding opponents to just 17.8 points per game.
- Billy Napier garnered Sun Belt Coach of the Year honors, the first Ragin' Cajuns coach to do so, while 11 different Ragin' Cajuns earned league All-Conference honors.
- Louisiana has played six teams whose head coaches are in their first season with the program, including a second meeting with Elijah Drinkwitz (Appalachian State). So far, the Ragin' Cajuns own a 5-1 record in those games, with the lone loss coming to Drinkwitz and the Mountaineers.

### INSIDE THE SERIES

All-Time Series .....	Appalachian State Leads, 7-0
Games Decided by 3 Points or Less .....	N/A
Games Decided by 7 Points or Less .....	N/A
Longest Winning Streak .....	N/A
Current Streak.....	Lost 7
Last 10 Games.....	0-7
Biggest Win.....	N/A
Biggest Loss.....	14-63 (2017)

### A LOUISIANA WIN WOULD...

- Clinch its second Sun Belt Conference Championship in program history and the first since 2005.
- Be its first win over Appalachian State in program history.

### 2019 SCHEDULE/RESULTS

OVERALL: 10-2 | SUN BELT: 7-1

HOME: 5-2 | ROAD: 5-0 | NEUTRAL: --

#### AUGUST (0-1)

31 Mississippi State<sup>^</sup> ESPNU L, 28-38

#### SEPTEMBER (4-0)

7	Liberty	ESPN+	W, 35-14
14	Texas Southern	ESPN3	W, 77-6
21	at Ohio	ESPN+	W, 45-25
28	at Georgia Southern*	ESPN+	W, 37-24

#### OCTOBER (1-1)

9	Appalachian State*	ESPN2	L, 7-17
17	at Arkansas State*	ESPNU	W, 37-20

#### NOVEMBER (5-0)

2	Texas State*	ESPN+	W, 31-3
7	at Coastal Carolina*	ESPNU	W, 48-7
16	at South Alabama*	ESPN+	W, 37-27
23	Troy*	ESPN+	W, 53-3
30	ULM*	ESPNU	W, 31-30

#### DECEMBER

7 Appalachian State & ESPN 11 a.m.

All times CENTRAL

\* SBC Game

<sup>^</sup> New Orleans, La.

& Sun Belt Conference Championship Game

### WHERE TO WATCH & LISTEN

#### TELEVISION

ESPN  
Clay Matvick (PxP)  
Ryan Leaf (Analyst)



#### RADIO

ESPN1420  
Jay Walker (Play-by-Play)  
Chris Lanaux (Analyst)  
Cody Junot (Sidelines)



### LOUISIANA COACHING STAFF

Billy Napier.....	Head Coach
Rob Sale .....	Offensive Coordinator/OL
Ron Roberts .....	Defensive Coordinator
Michael Desormeaux .....	Assistant Coach/TE
Jabbar Juluke .....	Assistant Head Coach/RB
Tim Leger.....	Assistant Coach/WR, Recruiting
D.J. Looney* .....	Assistant Coach/Assistant OL
Matt Powledge... ..	Assistant Coach/OLB, Special Teams
Rory Segrest .....	Assistant Head Coach/DL
Patrick Toney .....	Assistant Coach/S
LaMar Morgan .....	Assistant Coach/CB

\* In the Booth

**Louisiana Athletics Communications**

119 Cox Communication Center  
 201 Reinhardt Drive  
 Lafayette, LA 70506  
 Fax: (337) 482-6529  
 Cajun Field Press Box: (337) 851-2255  
 Web Site: RaginCajuns.com



**Patrick Crawford**  
 Asst. AD for Communications  
 C: (337) 412-4220  
 pcrawf@louisiana.edu



**Josh Brunner**  
 Director  
 Primary Football Contact  
 C: (205) 568-6559  
 josh.brunner@louisiana.edu



**Matt Sullivan**  
 Associate Director  
 O: (337) 482-6331  
 C: (985) 981-0009  
 matt.sullivan@louisiana.edu



**Matt Hebert**  
 Assistant Director  
 O: (337) 482-6330  
 C: (337) 288-6023  
 matth@louisiana.edu



**Tim Wiemann**  
 Communications Assistant  
 Secondary Football Contact  
 C: (847) 452-6617  
 tim.wiemann@louisiana.edu

**LOUISIANA FOOTBALL WEEKLY SCHEDULE**

MONDAY	TUESDAY	WEDNESDAY	THURSDAY	FRIDAY	SATURDAY
SBC Conference Call 11:19 a.m.  Billy Napier Press Conference Noon	Practice Photo/Video	Press Conference	TRAVEL DAY	Sun Belt Championship Media Availability 4 p.m.	GAME DAY vs. Appalachian State Kickoff - 11 a.m

**LOUISIANA QUICK FACTS AND TEAM INFORMATION**

**UNIVERSITY INFORMATION**

Location.....	Lafayette, La.
Population.....	124,276
Founded.....	1898
Enrollment.....	19,188
Conference.....	Sun Belt
Nickname.....	Ragin' Cajuns
Colors.....	Vermillion (PMS 193) and White
President.....	Dr. E. Joseph Savoie
Director of Athletics.....	Dr. Bryan Maggard
NCAA Faculty Rep.....	Anita Hazelwood
Athletics Website.....	www.RaginCajuns.com
Twitter (Athletics).....	@RaginCajuns
Twitter (Football).....	@RaginCajunsFB

**STADIUM INFORMATION**

Stadium.....	Cajun Field
Capacity.....	41,426
Playing Surface.....	Matrix Turf
Press Box Phone.....	(337) 851-2255
Cajun Field Record.....	135-111-2
First Game.....	Sept. 25, 1971
	(21-0 vs. Santa Clara)
Largest Crowd.....	41,357
	(9/5/09 vs. Southern)

**LOUISIANA FOOTBALL FACTS**

2018 Record.....	7-7
2018 SBC Record.....	5-3
Primary Offense.....	Spread
Primary Defense.....	3-4
First Season of Football.....	1901
All-Time Record.....	527-560-34
All-Time SBC Record.....	67-60
SBC Championships.....	2 (Last in 2018)
Bowl Appearances.....	8 (Last in 2018)
Bowl.....	AutoNation Cure Bowl
Outcome.....	Lost, Tulane (24-41)
Bowl Record.....	3-3
Returning (Off/Def/Spec).....	77 (36/37/4)
Lost (Off/Def/Spec).....	42 (23/16/3)
Starters Returning.....	17 (8/6/3)
Starters Lost.....	10 (3/5/2)

**COACHING STAFF**

Head Coach.....	Billy Napier, 2nd Season (Furman, 2002);(Career Record: 17-9)
Offensive Coordinator/OL.....	Rob Sale, 2nd Season (LSU, 2003)
Defensive Coordinator.....	Ron Roberts, 2nd Season (UT Martin, 1990)
Assistant Head Coach/RB.....	Jabbar Juluke, 2nd Season (Southern, 1999)
Assistant Head Coach/DL.....	Rory Segrest, 2nd Season (Alabama, 1996)
Assistant Coach/TE.....	Michael Desormeaux, 4th Season (Louisiana, 2008)
Assistant Coach/WR/Recruiting.....	Tim Leger, 2nd Season (McNeese, 1999)
Assistant Coach/Asst. OL.....	D.J. Looney, 2nd Season (Mississippi State, 2010)
Assistant Coach/OLB/Special Teams.....	Matt Powledge, 2nd Season (SHSU, 2009)
Assistant Coach/S.....	Patrick Toney, 2nd Season (Southeastern Louisiana, 2013)
Assistant Coach/CB.....	LaMar Morgan, 1st Season (Louisiana, 2007)
Director of Strength and Conditioning.....	Mark Hocke, 2nd Season (UNO, 2008)
Director of Football Operations.....	Troy Wingerter, 22nd Season (Louisiana, 1993)

## Inside the Game

- Louisiana and Appalachian State will meet for just the eighth time ever and the second time this season when the two teams square off in Boone on Saturday, Dec. 7.
- Appalachian State leads the all-time series, 7-0, and holds a 4-0 record in Boone.
- Appalachian State won the last meeting between the two programs earlier in the season (Oct. 9), defeating the Ragin' Cajuns, 17-7, in Lafayette.
- Saturday's game will mark the second-straight season that the two team's have faced off in the Sun Belt Conference Championship after last season's matchup on Dec. 1.

## Tops in the Sun Belt

- Louisiana has been one of the top Sun Belt programs since the 2001 season, totaling 79 league victories. Their total sits just behind Arkansas State and Troy.
- Under head coach Billy Napier, Louisiana holds an 12-5 record against Sun Belt opposition, including a perfect 8-0 record against Sun Belt West Division foes.

TEAM	YEARS	WINS
1. Arkansas State	(2001-Pres.)	89
2. Troy	(2004-Pres.)	81
3. Louisiana	(2001-Pres.)	79
4. ULM	(2001-Pres.)	64
5. Middle Tennessee	(2001-12)	51
6. Appalachian State	(2014-Pres.)	41
7. North Texas	(2001-12)	40
8. Georgia Southern	(2014-Pres.)	31
9. Florida Atlantic	(2005-12)	30
10. New Mexico State	(2001-04, 14-17)	25
T11. South Alabama	(2012-Pres.)	21
Florida International	(2005-12)	21
13 Idaho	(2001-04, 2014-17)	20
T14. Georgia State	(2013-Pres.)	17
WKU	(2009-13)	17
16. Texas State	(2013-Pres.)	13
17. Coastal Carolina	(2017-Pres.)	6
18. Utah State	(2003-04)	5

## Win, Win, Win, Win

- With its 31-30 victory over ULM in the regular season finale on Nov. 30, Louisiana clinched its first 10-win season in program history.
- The win was the team's seventh Sun Belt victory of the season, also a program high.
- After it defeated Troy (Nov. 23), the team clinched its first nine-win season since 1976 and just the fourth overall in program history.

## How the West Was Won

- For the second-straight season, the Ragin' Cajuns claimed the title of Sun Belt West Division Champions after putting together a complete team performance in a 53-3 rout of Troy at Cajun Field on Saturday, Nov. 23.
- It was all Louisiana from start to finish after it compiled 598 yards of total offense and scored 53 points, the second-highest point total of the season and the most against a conference opponent since scoring 55 against Arkansas State on Oct. 21, 2014.
- Louisiana will face Appalachian State in the Sun Belt Championship Game on Saturday, Dec. 7, at 11 a.m. on ESPN. Home field advantage for the game will come down to App State's result at Troy and Louisiana's result against ULM.

## All-Sun Belt Performers

- Louisiana left its mark on the Sun Belt All-Conference Team, placing 11 individuals on a squad and totaling 13 selection.
- Head coach Billy Napier was also voted as the Sun Belt's Coach of the Year, the third Louisiana coach to earn the distinction and the first since 1993 when Nelson Stokley was named the Big West Conference's top coach. Napier is also the first Ragin' Cajuns coach to win the award in the Sun Belt era.
- The 11 individuals are the most that Louisiana has placed on All-Conference squads since 1995, while the 13 overall selections are the most in program history. Louisiana also saw four players named Honorable Mention All-Conference.
- Appalachian State led the league with 16 total selections, with Arkansas State (12) and Troy (11) coming in just behind Louisiana (13) as teams with at least 10 student-athletes earning All-Conference honors.

## SUN BELT STANDINGS

	OVERALL	SUN BELT	STREAK
Appalachian State	11-1	7-1	W4
Georgia Southern	7-5	5-3	W1
Georgia State	7-5	4-4	L1
Troy	5-7	3-5	L2
Coastal Carolina	5-7	2-6	L3
<b>Louisiana</b>	<b>10-2</b>	<b>7-1</b>	<b>W6</b>
Arkansas State	7-5	5-3	L1
ULM	5-7	4-4	L1
Texas State	3-9	2-6	L3
South Alabama	2-10	1-7	W1

## UPCOMING SUN BELT SCHEDULE

### Saturday, December 7

\*Sun Belt Conference Championship - 11 a.m. (ESPN)

### Saturday, December 21

AutoNation Cure Bowl - 1:30 p.m. (CBSSN)

Raycom Media Camellia Bowl - 4:30 p.m. (ESPN)

R+L Carries New Orleans Bowl - 8 p.m. (ESPN)

### Tuesday, December 31

NOVA Home Loans Arizona Bowl - 6:30 p.m. (ESPN)

### Monday, January 6

LendingTree Bowl - 6:30 p.m. (ESPN)

## CHARTING THE CAJUNS

Current Streak.....	Won 6
Current Home Streak.....	Won 3
Current Road Streak.....	Won 5
Last Win.....	Nov. 30, 2019 vs. ULM (31-30)
Last Loss.....	Oct. 9, 2019 vs. Appalachian State (7-17)
Overall.....	10-2
Sun Belt.....	7-1
Non-Conference.....	3-1
Home.....	5-2
Away.....	5-0
Neutral.....	--
Day Game.....	4-1
Night Game (6 P.m. Or Later).....	6-1
TV Game.....	5-2
ESPNU.....	3-1
ESPN2.....	0-1
ESPN3.....	1-0
ESPN+.....	6-0
August.....	0-1
September.....	4-0
October.....	1-1
November.....	5-0
December.....	--
vs. Top-25 Teams.....	--
vs. Non-Ranked Teams.....	10-2
vs. FCS.....	--
vs. Independent.....	1-0
On Natural Grass.....	--
On Artificial Surface.....	10-2
Scoring First.....	8-0
Coming-From-Behind.....	2-2
Leading After 1st Quarter.....	5-0
Trailing After 1st Quarter.....	1-1
Tied After 1st Quarter.....	4-1
Leading at Halftime.....	10-0
Trailing at Halftime.....	0-1
Tied at Halftime.....	0-1
Leading after 3rd Quarter.....	10-0
Trailing after 3rd Quarter.....	0-2
Tied after 3rd Quarter.....	--
Overtime.....	--
Scoring < 20 Points.....	0-1
Scoring 20-29 Points.....	0-1
Scoring 30 Or > Points.....	10-0
Allowing < 20 Points.....	1-1
Allowing 10 Points Or Less.....	4-0
Allowing 20 Or > Points.....	6-1
With 70-Yard Rusher.....	2-1
With 100-Yard Rusher.....	8-0
Allow 100-Yard Rusher.....	3-1
With 300-Yard Passer.....	--
Allow 300-Yard Passer.....	2-0
Outgain Opponent.....	5-0
Gain 300+ Yards Total Offense.....	8-1
Allow 300+ Yards Total Offense.....	4-2
No Turnovers.....	5-1
Less Than Three Turnovers.....	6-0
Three Or More Turnovers.....	0-1
No Takeaways.....	1-1
Three Or More Takeaways.....	2-0
Fewer Turnovers.....	4-0
Equal Turnovers.....	2-1
More Turnovers.....	2-1
Control TOP.....	8-0
Opponent Controls TOP.....	2-2
Possession Time Equal.....	--

## Louisiana All-Conference Selections

Robert Hunt	OL	Redshirt Senior	First Team	Offense
Kevin Dotson	OL	Redshirt Senior	First Team	Offense
Raymond Calais	RS	Senior	First Team	Special Teams
Elijah Mitchell	RB	Junior	Second Team	Offense
Ja'Marcus Bradley	WR	Redshirt Senior	Second Team	Offense
Zi'Yon Hill	DL	Redshirt Sophomore	Second Team	Defense
Joe Dillon	LB	Redshirt Junior	Second Team	Defense
Michael Jacquet III	DB	Redshirt Senior	Second Team	Defense
Rhys Byrns	P	Sophomore	Second Team	Special Teams
Raymond Calais	RB	Senior	Third Team	Offense
Trey Ragas	RB	Redshirt Junior	Third Team	Offense
Stevie Artigue	K	Redshirt Senior	Third Team	Special Teams
Raymond Calais	AP	Senior	Third Team	Special Teams

## Geauxing Bowling

- With Louisiana's 31-3 victory over Texas State on Nov. 2, the Ragin' Cajuns clinched bowl eligibility for the second-straight season.
- If the Ragin' Cajuns are selected for a bowl game, it will be the ninth bowl appearance in program history.

## Offensive Elites

- Through 12 games in 2019, Louisiana ranks eighth in country and leads the conference in total offense per game (500.3) and 12th in the nation in scoring offense (38.8).
- Louisiana has 6,004 yards of total offense on the season, one of nine schools in the country with more than 6,000 yards on the year and the only team in the Sun Belt.

### 6,000+-Yard Offenses in 2019

1.	Oklahoma	Big 12	6,772
2.	LSU	SEC	6,726
3.	Clemson	ACC	6,501
4.	UCF	AAC	6,439
5.	Ohio State	Big Ten	6,411
6.	Hawaii	Moutain West	6,250
7.	Washington State	Pac 12	6,202
8.	Alabama	SEC	6,160
9.	<b>Louisiana</b>	<b>Sun Belt</b>	<b>6,004</b>

## Firing on All Cylinders

- The ability to consistently move the chains has to do with the big plays created by the Louisiana offense. The Ragin' Cajuns are currently 11th in the nation with 201 plays of 10+ yards.
- Louisiana is also 7th with 72 plays of 20 or more yards.
- Of those big plays, Louisiana is third nationally in rushing plays for 10+ yards (105), sixth in rushing plays of 20+ yards (33), and tied for 10th in rushing plays of 30+ yards (16).
- The team is also one of two schools with at least four rushes of 70+ yards and the only school with three rushes of 80 or more yards.

## Moving the Chains

- Louisiana's offense has had no issues moving the ball in chunks and is currently ninth nationally in total first downs with 302.
- Of the 302 first downs, 159 have come on the ground, good for seventh nationally. The school record for most rushing first downs in a single season is 162, set by the 2014 team.
- On the year, Louisiana is averaging 25.2 first downs per contest, good for ninth in FBS.

## Lighting Up the Scoreboard

- Louisiana has scored 466 points through 12 games this season, averaging 38.8 points per contest.
- With its 31 points against ULM on Nov. 30, Louisiana has broken the school record for the most points scored in a single season, which was previously held by the 2012 team (461).
- In the 2012, the team averaged 35.4 points per contest.
- Louisiana scored at least 30 points in all but two games this season, going over the 40-point mark on four different occasions.

## Rushing Game on Top

- With Louisiana's 252 yards on the ground against ULM on Saturday, Nov. 30, the team has upped its season total to 3,290 yards, the sixth most in the country.
- Louisiana currently leads the nation in yards per attempt, averaging 6.55 yards per carry.

- Louisiana has scored 40 rushing touchdowns this season, the third most in the country behind Navy (48) and Army (44).
- The 40 scores are the third most in Sun Belt history behind the Georgia Southern's 55 (2014) and 54 (2015).
- The Ragin' Cajuns rank sixth in average yards per game, tallying 274.2 yards on the ground.
- The Ragin's Cajuns have rushed for over 300 yards in three games this season.
- Louisiana has had four different 100-yard rushers this year, one of seven teams in country to have at least four.

### Running Into the Record Books

- Louisiana has 40 touchdowns on the ground this season, shattering the record of the most rushing touchdowns in a single season.
- The previous record of 34 was set during the 2005 season.
- Through 12 games this season, six different Ragin' Cajuns have been responsible for at least one touchdown, with Elijah Mitchell leading the way with 14.
- Of those six players, the running backs alone have accounted for 37 touchdowns. Quarterback Levi Lewis is responsible for the other three rushing scores.

### 1,000-Yard Performers

- After tallying 102 yards against ULM on Nov. 30, Elijah Mitchell became the first back this season to rush for over 1,000 yards with 1,007.
- Mitchell is the sixth Ragin' Cajun in program history to rush for 1,000 yards in a single season, joining Tyrell Fenroy, Elijah McGuire, Michael Desormeaux, Brian Mitchell and Trey Ragas. Mitchell is 174 yards shy of fifth all-time for rushing yards in a season, held by his currently teammate, Trey Ragas (1,181 in 2018).
- Fenroy eclipsed the mark four times and holds the school record for most rush yards in a season with 1,375, while Elijah McGuire went for over 1,000 yards three times.
- With two games remaining in 2019, Raymond Calais (818) is 182 yards shy of the 1,000-yard mark, while Trey Ragas (777) is 223 yards shy.

#### 1,000-Yard Performers

Name	Year	Position	Rushing Yards
1. Tyrell Fenroy	2008	RB	1,375
2. Brian Mitchell	1989	QB	1,311
3. Elijah McGuire	2014	RB	1,264
4. Tyrell Fenroy	2006	RB	1,197
5. Trey Ragas	2018	RB	1,181
6. Michael Desormeaux	2007	QB	1,141
7. Elijah McGuire	2016	RB	1,127
8. Elijah McGuire	2015	RB	1,058
9. Tyrell Fenroy	2005	RB	1,053
10. Michael Desormeaux	2008	QB	1,035
11. Tyrell Fenroy	2007	RB	1,021
12. Elijah Mitchell	2019	RB	1,007

### RAGIN' CAJUNS IN THE 2019 STATISTICAL RANKINGS

#### TEAM (FBS & SBC)

Statistic	Value	National Rank	Conference Rank
Rushing Offense	274.2	6	1
Passing Offense	226.2	73	5
Scoring Offense	38.8	12	2
Total Offense	500.3	8	1
Total Defense	369.8	49	2
Scoring Defense	17.8	11	1

#### INDIVIDUAL (TOP 50 IN FBS)

Statistic	Name (Value)	National Rank	Conference Rank
Completion Percentage	Levi Lewis (65.4)	23	2
Passing Efficiency	Levi Lewis (152.2)	24	2
Passing Touchdowns	Levi Lewis (20)	41	6
Rushing YPC	Elijah Mitchell (5.96)	28	3
Rushing Touchdowns	Elijah Mitchell (14)	15	2
	Trey Ragas (11)	34	5
Total Points Scored	Stevie Artigue (96)	35	3
Total Touchdowns	Elijah Mitchell (14)	24	3
	Trey Ragas (12)	37	5
Punting	Rhys Byrns (44.1)	25	2
Combined Kick Returns	Raymond Calais (439)	42	3
Kickoff Returns	Raymond Calais (30.6)	4	1
Punt Returns	Eric Garror (7.3)	32	3

### STATISTICAL COMPARISON

CATEGORY	LA	APP
Record	10-2	11-1
Conference Record	7-1	7-1
Scoring	466	467
Points Per Game	38.8	38.9
First Downs	302	255
Rushing	159	126
Passing	128	114
Penalty	15	15
Rushing Yardage	3,290	2,712
Rushing Att.	502	508
Avg. Per rush	6.6	5.3
Avg. Per Game	274.2	226.0
Rushing TD	40	31
Passing Yardage	2,714	2,533
Comp.-Att.-INT	225-341-3	209-328-6
Avg. Per Pass	8.0	7.7
Avg. Per Catch	12.1	12.1
Avg. Per Game	226.2	211.1
Passing TD	21	26
Total Offense	6,004	5,245
Avg. Per Play	7.1	6.3
Avg. Per Game	500.3	437.1
Kick Returns (No.-Yards)	31-743	21-536
Punt Returns (No.-Yards)	25-145	22-216
Fumbles-Lost	14-8	7-2
Penalties-Yards	84-757	78-730
Punts-Avg.	38-44.1	60-42.5
TOP Per Game	30:38	31:16
3rd-Down Conversions	67/42 (47%)	81/173 (47%)
4th-Down Conversions	8/16 (50%)	9/11 (82%)

### BY THE NUMBERS

17.8

Louisiana is holding its opponents to an average of 17.8 points per game, good for 11th in FBS and first in the Sun Belt Conference.

38.8

Louisiana is averaging 38.8 points per contest through 12 games in 2019, the 12th most in FBS.

274.2

Louisiana is averaging 274.2 rushing yards per contest in 2019, the sixth most yards per game in FBS and the most in the Sun Belt.

466

Louisiana has scored 466 points this year, breaking the school record for most points in a single season previously set in 2012 (461).

500.3

Louisiana is averaging 500.3 yards of total offense this season, the eighth most total yards in FBS this year.

## LOUISIANA TEAM CAPTAINS

### Louisiana vs. Mississippi State (Aug. 31, 2019)

#2 Ja'Marcus Bradley (WR)  
#17 Jarrod "Bam" Jackson (WR)  
#59 Jacques Boudreaux (LB)

### Louisiana vs. Liberty (Sept. 7, 2019)

#3 Ashton Johnson (RB)  
#4 Raymond Calais (RB)  
#7 Ferrod Gardner (DB)

### Louisiana vs. Texas Southern (Sept. 14, 2019)

#11 Michael Jacquet III (DB)  
#23 TJ Wisham (RB)  
#50 Robert Hunt (OL)

### Louisiana at Ohio (Sept. 21, 2019)

#3 Joe Dillon (LB)  
#25 Deuce Wallace (DB)  
#75 Kevin Dotson (OL)

### Louisiana at Georgia Southern (Sept. 28, 2019)

#1 Levi Lewis (QB)  
#4 Zi'Yon Hill (DL)  
#16 Percy Butler (DB)

### Louisiana vs. Appalachian State (Oct. 9, 2019)

#2 Ja'Marcus Bradley (WR)  
#3 Ashton Johnson (RB)  
#50 Robert Hunt (OL)  
#59 Jacques Boudreaux (LB)

### Louisiana at Arkansas State (Oct. 17, 2019)

#11 Michael Jacquet III (DB)  
#15 Elijah Mitchell (RB)  
#47 Rhys Byrns (P)  
#75 Kevin Dotson (OL)

### Louisiana vs. Texas State (Nov. 2, 2019)

#9 Trey Ragas (RB)  
#15 Bennie Higgins (DL)  
#17 Chauncey Manac (DL)  
#17 Jarrod "Bam" Jackson (WR)

### Louisiana at Coastal Carolina (Nov. 7, 2019)

#1 Levi Lewis (QB)  
#4 Raymond Calais (RB)  
#25 Deuce Wallace (DB)  
#59 Jacques Boudreaux (LB)

### Louisiana at South Alabama (Nov. 16, 2019)

#3 Joe Dillon (LB)  
#19 Eric Garror (DB)  
#22 Nick Ralston (TE)  
#74 Max Mitchell (OL)

### Louisiana vs. Troy (Nov. 23, 2019)

#1 Levi Lewis (QB)  
#6 Kris Moncrief (LB)  
#59 Jacques Boudreaux (LB)  
#75 Kevin Dotson (OL)

### Louisiana vs. Troy (Nov. 23, 2019)

#17 Jarrod "Bam" Jackson (WR)  
#25 Deuce Wallace (DB)  
#59 Jacques Boudreaux (LB)  
#75 Kevin Dotson (OL)

## Three-Headed Monster

- Louisiana's combination of Elijah Mitchell, Trey Ragas and Raymond Calais have been unstoppable this season, accounting for 2,602 of the 3,290 rushing yards and 31 of the team's 40 rushing scores.
- More impressively, the trio has only combined for 41 yards lost.
- The trio all scored a rushing touchdown in the game against Troy on Nov. 23, the third time this season the backs have recorded a rushing touchdown in a single game and the fourth time in their careers.

## End Zone Elijah

- Elijah Mitchell leads the team in total rushing with 1,007 yards on the year, good for 47th in FBS.
- His total yardage marks the first time that he has gone over the 1,000-yard mark in his career.
- Mitchell has rushed for a touchdown in all but three games this season.
- Mitchell is currently 15th in the country in total rushing touchdowns with 14.
- Mitchell found the end zone twice against Arkansas State (Oct. 17), marking the eighth time he has rushed for multiple touchdowns in the same game and the fourth time he has rushed for two in game.
- Following a dominant performance against Ohio, Mitchell earned Sun Belt Offensive Players of the Week honors. In that contest, Mitchell carried the ball 17 times for 143 yards and scored three times.

## Calais Keeps on Producing

- Raymond Calais currently ranks second on the squad with 818 yards on the ground and six touchdowns. His rushing total is the eighth most in the Sun Belt this season and has him 182 yards shy of the 1,000-yard mark.
- After recording an 83-yard touchdown run against ULM (Nov. 30), he became the second player in program to have three 80-yard rushes in his career along Jason Cherry. He finished the ULM game with 107 yards, his third, 100-yard performance of the season, and a touchdown.
- Calais broke out a 27-yard touchdown run in the first quarter against Troy on Nov. 23, the score that officially broke the school record for the most rushing touchdowns in a single season.
- Following his performance against Arkansas State on Oct. 17, Calais was named the Sun Belt Conference Offensive Player of the Week, the second time he has earned the honor in his career. His first weekly recognition from the Sun Belt came a season ago following a breakout 186-yard, three-score performance against Georgia State. In that game, he recorded a 92-yard touchdown run, setting the school record.
- Calais got a plethora of his rushing yards from his 80-yard touchdown run, which is the tied for the 12th-longest rushing score in school history.
- His effort was the third, multi-score game of his career and second of the season.

## Ragas is Rushin'

- Trey Ragas ranks third on the team with 777 rushing yards on the year.
- Ragas has gone over 100 yards in three games this season.
- Ragas has found the end zone in all but two games this season.
- His 777 yards rushing ranks eighth in the conference and 11 touchdowns ranks third in the Sun Belt Conference.
- In Louisiana's big win over Troy, Ragas produced his 10th and 11th rushing scores of the season, setting a new single season high.

## Chris Smith Files

- Chris Smith has quietly put together a solid season for the Ragin' Cajuns as the team's No. 4 back.
- Through 11 games, Smith has rushed for 334 yards on 32 carries and has scored four touchdowns.
- The redshirt freshman went off against Troy, highlighted by a career-best, 80-yard touchdown scamper in the third quarter.
- Smith also had a dominant outing against Coastal Carolina on Nov. 7, leading the team with 99 yards on the ground, including a 52-yard touchdown scamper in the third quarter.

## Ground Records

- Elijah Mitchell and Trey Ragas have both found the end zone at a high rate this season.
- Mitchell's 14 rushing scores have moved him into a tie for fourth place for the most rushing touchdowns in a single season, while Ragas is three scores shy of joining him.

### Single-Season Rushing Touchdowns

1.	Tyrell Fenroy	2008	19
	Brian Mitchell	1989	19
3.	Brian Mitchell	1988	15
4.	<b>Elijah Mitchell</b>	<b>2019</b>	<b>14</b>
	Elijah McGuire	2014	14
	Alonzo Harris	2013	14
	Marcus Prier	1995	14
--	<b>Trey Ragas</b>	<b>2019</b>	<b>11</b>

## Open the Record Books

- Louisiana broke multiple school records with the 77-6 victory over Texas Southern on Sept. 14.
- The Ragin' Cajuns scored the most points in school history (77), won by the largest margin in school history (71) and broke the record for the most touchdowns in a game with 11 scores.
- Louisiana also tied the record for the most rushing touchdowns in a single game with eight, the third time in school history the team has rushed for eight touchdowns in a single game. The previous two times were against Nicholls State in 2013 and Arkansas State in 2014.

## Spreading the Wealth

- It's no secret the Louisiana's rushing attack is one of the best in the country. On Sept. 14 against Texas Southern, six different Ragin' Cajun running backs scored a touchdown. The six were: Raymond Calais, Trey Ragas, Elijah Mitchell, Ashton Johnson, Michael Orphey, Jr. and Chris Smith.
  - Johnson, Orphey, Jr. and Smiths all registered as their first career scores in that contest.
- To add, Louisiana has had four players rush for over 100 yards in a single game this season. Those four are: Trey Ragas, Elijah Mitchell, Raymond Calais and T.J. Wisham.

## Lewis Tossing the Ball Around the Yard

- Levi Lewis has continued to impress during his junior season, having throw for 2,450 yards with a 65.4 completion percentage (200-for-306) and has notched 20 touchdowns to just three interceptions.
- Lewis has gone 135 attempts without an interception since the Arkansas State game on Oct. 17, the fourth-longest active streak in the country.
- The junior etched his name in the Louisiana record books during the team's game against ULM, becoming just the fourth player in program history to throw for at least 20 touchdowns in a single season after tossing three against the Warhawks.
- Lewis had a career night against Coastal Carolina on Nov. 7, setting career bests in passing yards (296), completions (26) and touchdowns (3).
- Lewis finished the game against the Chanticleers 26-of-30 through the air for a completion percentage of 86.7 percent, setting a new school record for a single game.
- Lewis opened the 2019 season throwing 267 yards with 24 completions on 39 attempts against Mississippi State on Saturday, Aug. 31.
- Lewis' 267 passing yards is the most against a Power 5 school since Blaine Gautier threw for 315 yards against Arizona on Nov. 26, 2011.
- Furthermore, Lewis' 267 passing yards is the most in an opener since Chris Mason opened the season throwing for 283 yards against Southern on Sept. 5, 2009.

## Quarterback Yardage Club

- With his 2,450 yards through the air this year, Lewis has moved into the top-10 for the most passing yards in a Ragin' Cajuns career with 3,412 in three seasons. He threw for 377 yards in 2017 before his upping his total to 585 in 2018.
- He is presently 481 yards shy of the ninth place on the all-time list, which is currently held by Louisiana great and current tight ends coach Michael Desormeaux.

### Career Passing Yards

5.	Jon Van Cleave	2000-02	5,267
6.	Chris Masson	2008-11	4,757
7.	Roy Henry	1975-77	4,656
8.	Blaine Gautier	2009-12	4,159
9.	Michael Desormeaux	2005-08	3,893
10.	<b>Levi Lewis</b>	<b>2015-Pres.</b>	<b>3,412</b>

## Aerial Touchdown Threat

- Levi Lewis has produced 20 touchdowns through the air this season and is now tied for second for the most touchdown passes thrown in a single season.
- Lewis is the fourth quarterback in program history to pass for 20 or more touchdowns in a single season.

## Single Season Passing Touchdowns

1.	Blaine Gautier	2011	23
2.	<b>Levi Lewis</b>	<b>2019</b>	<b>20</b>
	Andre Nunez	2018	20
	Jake Delhomme	1996	20
	Jake Delhomme	1995	20
4.	Terrance Broadway	2013	19

## Bradley Continues to Dominate

- Ja'Marcus Bradley has produced 760 receiving yards on 48 catches, ranking him fifth in the Sun Belt.
- Bradley has also brought in seven touchdowns on the year, good for fourth in league.
- Bradley had his 34-game reception streak snapped after not recording a catch against Texas State.
- Bradley had one of the best receiving seasons in school history in 2018. The Ackerman, Miss. native, caught a team-high 10 touchdowns and added 608 yards.
- Bradley's 10 touchdowns were the most by a receiver since the 1996 season. He also had a tremendous performance against South Alabama catching three touchdowns. Not only did that tie the most single game touchdowns among wide receivers in school history, it was also the most TDs caught in a single game since Jason Cherry nabbed a three-piece against North Texas in 2008.
- In his career, Bradley now has 2,213 total yards, good for fifth all-time.

### Career Receiving Yards

1.	Brandon Stokley	1995-98	3,702
2.	Fred Stamps	2000-03	2,789
3.	Jamal Robinson	2011-15	2,653
4.	Donald Richard	1993-96	2,326
5.	<b>Ja'Marcus Bradley</b>	<b>2015-Pres.</b>	<b>2,213</b>
6.	Ladarius Green	2008-11	2,201
7.	Javone Lawson	2009-12	2,107

## Dynamic Duo

- Levi Lewis and Ja'Marcus Bradley have hooked up for a touchdown seven times this season, bringing their career total to nine touchdowns between the electric pair.
- The nine touchdowns moves them into a tie for seventh in program history for the most scores between and wide receiver and a quarterback.

## Ja'Marcus Record Watch

- Ja'Marcus Bradley has hauled in seven touchdowns this season, bringing his career total to 20. The senior wideout is now tied with Jamal Robinson and Donald Richard for third all-time.

### Career Receiving Touchdowns

1.	Brandon Stokley	1995-98	25
2.	Ladarius Green	2008-11	22
3.	<b>Ja'Marcus Bradley</b>	<b>2015-Pres.</b>	<b>20</b>
	Jamal Robinson	2011-15	20
	Donald Richard	1993-96	20
5.	Fred Stamps	2000-03	19

## Saved by the Jamal Bell

- Jamal Bell currently ranks second on the team with 31 receptions for 416 yards. He has recorded a reception in 11 of the team's 12 games this season and at least two receptions in seven out of the Ragin' Cajuns' 12 contests this year.
- He hauled in his first touchdown of the season against ULM on Nov. 30, a 36-yard pass from Levi Lewis.
- Bell broke out onto the scene against Mississippi State. Bell caught a career-high eight balls for career high 113 yards.
- Not only is he just one of three players to eclipse the century mark in receiving yards in the last two years, he also owns the most receptions in the first game of the season since Gary Haynes on Sept. 5, 2015 against Kentucky and the most receiving yards in an opener since Fred Stamps hauled in 115 yards against Southern on Aug. 31, 2002.

## 14 Candles in the Wind

- In Louisiana's victory over Coastal Carolina, 14 different receivers made a reception, six of which hauled in at least two passes.
- Of those receivers, Neal Johnson and Jalen Williams each recorded this first touchdown reception.

## Peter Hands

- Freshman wide receiver Peter LeBlanc has been a mainstay for Louisiana this year and has made a start in the Ragin' Cajuns' last six games.
- In 12 games played, he ranks third on the team with 24 catches and fourth on the team with 218 receiving yards.
- He has made a reception in every game this season, including a career-high five grabs on the road at Coastal Carolina.
- He brought home his first career touchdown reception against Texas Southern (Sept. 14) on a pass from Levi Lewis that went for 53 yards.
- The freshman notched his second-touchdown of the season against ULM (Nov. 30), a two-yard snag from Levi Lewis.

## Old Reliable

- Kevin Dotson earned his 50th start on the offensive line against ULM on Nov. 30.
- His 50 starts are tied for the most by any offensive lineman in the country along with Ethan Reed from Louisiana Tech.
- Dotson was recognized by Pro Football Focus as a Midseason Second Team All-America selection and has accepted an invitation to play in the East/West Shrine Bowl.

## Hunt to the Senior Bowl

- Robert Hunt was invited to participate in the 2020 Reese's Senior Bowl, the first Ragin' Cajun to be invited to the postseason all-star game since Tracy Walker.
- Hunt was recognized by Pro Football Focus as a Midseason Second Team All-America selection.

## Welcome to the Show

- O'Cyrus Torrence earned his first career start at left guard during the Sept. 7 game against Liberty.
- He became the first true freshman to start a game on the offensive line since Jesse Newman against ULM on Nov. 20, 2004.
- Torrence is also the one of four true freshmen in the league to start at least one game this season.

## Lockdown Defense

- Louisiana has been superb on defense this season, holding opponents to just 17.83 points per contest in 2019. That 17.83 points allowed ranks tied for 11th in FBS and first in the Sun Belt Conference.
- Prior to the victory over ULM, Louisiana held its last nine opponents to less than 30 points and have held three of those opponents to less than 10 points.

## Shaving Off the Points

- Louisiana is the most improved team in the FBS in terms of opponents points per game when comparing last season to this season, improving by 16.4 ppg.
- The Ragin' Cajuns rank ahead of Illinois (14), Ohio State (13.7) Baylor (13.3) and Oregon State (13.2) this season in that category.

## Inspector Jacques Boudreaux

- Jacques Boudreaux currently leads the Ragin' Cajuns' defense with 89 total tackles on the season.
- In Louisiana's big game against ULM (Nov. 30), he posted his fifth double-digit tackle count of the season with 12 against the Warhawks, becoming the first to have five in a single season since Justin Anderson in 2013.
- Boudreaux claimed an All-Conference Defensive Player of the Week honor for his career-high 12 tackles performance against Georgia Southern a few weeks ago.
- Following that contest, Boudreaux has recorded three consecutive double-

digit tackle games against Georgia Southern, Appalachian State and Arkansas State.

- Boudreaux became the first Ragin' Cajun to record three, double-digit tackle performances in a season since Tracy Walker (2017) and the first to do it in three-straight games since Tre'Maine Lightfoot in 2016.

## Welcome Back Joe Dillon

- After missing all of last season with an injury, Joe Dillon is back on the gridiron making an impact.
- Dillon ranks seventh on the team with 36 tackles on the year and first on the team with 6.0 sacks.
- The redshirt junior recorded his first sack of the season against Liberty on Sept. 9, his first since Oct. 12, 2017 against Texas State.
- With his sack against Troy on Nov. 23, Dillon took over sole possession of fifth place for career sack and is now one sack behind Chris Gannon for fourth on the all-time list.

### Career Sacks

1.	Jeff Mitchell	1992-95	21 (-153)
	Christian Ringo	2011-14	21 (-145)
3.	Paul Cabble	1993-96	19 (-143)
4.	Chris Gannon	1985-88	18 (-141)
5.	<b>Joe Dillon</b>	<b>2016-Pres.</b>	<b>17.0 (-140)</b>

## Manac Attack

- In 10 games played this season, Chauncey Manac has recorded 26 tackles, 5.5 TFL and 3.0 sacks.
- The big man was responsible for half a sack against Troy, bringing his career total to 7.5.
- Chauncey Manac wreaked havoc on the Liberty offensive line on Sept. 7, finishing the game with 3.0 tackles and 2.0 sacks.
- Manac became the first Ragin' Cajun defensive player to have more than 1.0 sacks in a game since Kevon Perry posted 2.0 against New Mexico State on Nov. 18, 2017.

## Mike Jacquet III: Ball Hawk

- Appearing in 11 games this year, Michael Jacquet III ranks eighth on the team with 35 tackles.
- He was recently invited to participate in the NFLPA Bowl, held in Pasadena, California.
- In Louisiana's 31-3 over Texas State on Nov. 2, Jacquet recorded his second interception of the season and the fourth of his career.
- After flipping from playing offense to defense last season, Mike Jacquet III recorded his first career sack and forced fumble against Mississippi State quarterback Tommy Stevens.
- The last defensive player to record a "strip sack" was Chaiziere Malbrue against New Mexico State last season and the last defensive back to record a "strip sack" in a game was Savion Brown against ULM on Dec. 3, 2016.

## Fearless Ferrod

- Despite not recording a tackles against ULM, senior Ferrod Gardner currently ranks fifth on the team with 39 tackles.
- Gardner had a career night night against South Alabama on Nov. 16, finishing the game with 10 tackles and 0.5 sacks.

## Picking Off Passes

- Louisiana currently has 10 interceptions on the season after picking off one Caleb Evans pass against ULM on Nov. 30.
- The 10 picks are the most by the Ragin' Cajuns since 2016 when the team also notched 10 interceptions.
- Kamar Greenhouse, Asjlin Washington, and Kam Pedescleaux all recorded their first career interceptions earlier this year at Ohio.
- The last time that Louisiana tallied three picks in a game was against NM State on Nov. 11, 2017.



## AJ's Interceptions

- Sophomore defensive back AJ Washington has been a handful in the secondary for Louisiana, picking off three passes this year.
- After notching his third interception of the season against Troy, the most by an individual in a single season since Tracy Walker in 2016.

## Byrns-ing the Competition

- Rhys Byrns is averaging 44.1 yards per punt this year, which has him on pace to set the school record and currently leads the Sun Belt. The current school record is 42.9, set by Daniel Cadona during the 2014 campaign.
- Byrns had a career game against Appalachian State on Oct. 9, recording four, 50+-yard punts. He also put four punts inside the 20-yard line, another career high.
- Following his performance against App State, he was named the Sun Belt Special Teams Player of the Week.
- Byrns set a career high for his longest punt in Louisiana's victory over Ohio on Sept. 21, by booting the ball 70 yards.
- His success has come despite limited action. The sophomore has had two games this season where he punted just once and was not utilized in Louisiana's dominant victories over Texas Southern on Sept. 14 and Coastal Carolina on Nov. 7.

## Kenneth, We Have A Kickoff

- First-year kicker Kenneth Almendares has been successful on kickoff duty this season, recording touchbacks on 38 of his 82 attempts.
- The redshirt freshman had his name called 12 times against Texas Southern, notching seven touchbacks and totaling 722 yards.

## Field Goal Master

- Stevie Artigue knocked through the game winning field goal against ULM on Nov. 30, upping his career total to 50 made kicks.
- Artigue has now made 12-straight field goals, six makes shy of the longest streak in program history.
- After his three makes at South Alabama, Artigue broke the record for the most field goals made in a career at 46, surpassing the previous record of 45 held by Brett Baer (2010-12) and John Roveto (1977-79).

## P-Ar-Tigue

- In the most recent game against ULM, Stevie Artigue hit four extra points and set the single-season record for PATs made with 57.
- In Sept. 14's victory over Texas Southern, Stevie Artigue hit 11 extra points, the most in a single game in school history. The previous record was set during the 2013 when Stephen Brauchle converted 10 PATs against Nicholls State.

## Artigue Watch

- Stevie Artigue has been a member of the Louisiana Football program since the 2015 season, and has racked up 293 total points in his career. After entering the season ranked ninth in program history for scoring, Artigue is now in third place all-time.
- Artigue finished the game against Troy with 15 points, matching a career high. He is just one point away from tying Tyrell Fenroy for second all-time in Louisiana scoring.

### All-Time Scorers

1.	Elijah McGuire	2013-16	318 pts.
2.	Tyrell Fenroy	2005-08	294 pts.
3.	<b>Stevie Artigue</b>	<b>2015-Pres.</b>	<b>293 pts.</b>
4.	Brian Mitchell	1986-89	286 pts.
5.	Alonzo Harris	2011-14	270 pts.
6.	Brett Baer	2010-12	256 pts.

## Groovin' and Cruisin' on a Gameday

- The Louisiana offense has produced 20 drives that have been for 75-yards or more this season.
- Of the 20 drives, 19 have been for touchdowns.
- Louisiana has had two 99-yard drives, which came on Aug. 31 against

Mississippi State and most recently against ULM on Nov. 30.

Prior to the 99-yard drive against ULM, the team's 99-yard drive against Miss. State was the first 99-yard drive since Nov. 26, 2016 against Arkansas State.

- After Saturday, the two 99-yard touchdown drives are just the seventh 90+ yard drives in the last five years.

### 75+-Yard Drives

Opp.	Yards	Plays	Time	Result
Mississippi State	99	14	4:36	TD
ULM	99	7	4:03	TD
Appalachian State	94	10	3:55	TD
South Alabama	85	17	7:12	TD
Liberty	84	8	1:36	TD
Texas State	83	12	5:42	TD
ULM	83	1	0:11	TD
Liberty	81	5	2:26	Fumble
Coastal Carolina	80	12	5:35	TD
Texas Southern	80	10	5:23	TD
Coastal Carolina	80	9	4:29	TD
Troy	80	1	:16	TD
Arkansas State	80	1	:11	TD
Texas Southern	77	9	9:09	TD
Georgia Southern	75	8	2:45	TD
Ohio	75	6	3:24	TD
Georgia Southern	75	6	3:01	TD
Liberty	75	6	2:23	TD
ULM	75	5	2:43	TD
Georgia Southern	75	5	1:18	TD
Liberty	75	2	:26	TD

## All-Conference Honors

- Louisiana Football had seven players named to All-Sun Belt Conference Teams after the conclusion of last season. They are: Kevin Dotson, Elijah Mitchell, Robert Hunt, Trey Ragas, Zi'Yon Hill, Ja'Marcus Bradley and Jacques Boudreaux.
- All seven players listed returned to this year's team. Not only did the squad have the fifth most all-conference players at the end of last season, they are one of three programs in the conference that has all of their all-conference members returning for the 2019 season.

## All-Time Head Coach Records

- Billy Napier has made his way up the all-time wins list in just two seasons with the Ragin' Cajuns. His 17 wins currently ranks him 13th among Louisiana's 27 all-time head coaches.

Coach	Tenure	Record	PCT
1. Russ Faulkinberry	1961-73	66-62-2	.515
2. Nelson Stokley	1986-98	62-80-1	.437
3. T. Ray Mobley	1916, 1919, 1921-30	57-48-7	.540
4. Rickey Bustle	2002-2010	41-65-0	.387
5. Clement J. McNaspy	1908-11, 1913, 1917-18	34-15-4	.679
6. Johnny L. Cain	1937-41, 1946	33-19-5	.623
7. Augie Tammariello	1974-79	30-35-2	.470
8. Raymond Didier	1951-56	29-27-2	.517
9. Sam Robertson	1980-85	29-34-2	.462
10. Mark Hudspeth*	2011-17	29-38-0	.433
11. T.F. Wilbanks	1931-36	19-32-2	.377
12. George Mitchell	1947-49	18-8-1	.685
<b>13. Billy Napier</b>	<b>2018-Pres.</b>	<b>17-9-0</b>	<b>.654</b>
14. Louis Whitman	1942-45	14-14-2	.500
15. Jim "Red" Hoggatt	1958-60	11-17-0	.393
16. R.B. Dunbar	1914-15	10-5-1	.656
17. Jerry Baldwin	1999-2001	6-27-0	.182
18. A.L. "Red" Swanson	1950	5-4-0	.556
19. John Robert Bell	1957	4-5-1	.450
20. Ashby Woodson	1901-02	3-2-0	.600
21. H. Lee Prather	1912	3-4-0	.429
22. Edwin F. Gayle	1904	2-0-1	.833
23. H.O. Tudor	1920	2-8-0	.200
24. Jefferson Caffery	1907	1-0-0	1.000
25. Herbert McNaspy	1906	1-0-1	.750
26. J. Ovey Herpin	1903	1-1-0	.500
27. Dan "Sonny" Roy	1973	0-1-0	.000

\* - Mark Hudspeth's actual on-field record is 51-38 (.573)

# DEPTH CHART

VS APPALACHIAN STATE (DEC. 7, 2019)

## OFFENSE

Pos.	No.	Name	Cl.	Ht.	Wt.
WR (Z)	29	Peter LeBlanc	Fr.	6'2	185
	11	Calif Gossett	R-Jr.	6'6	188
<b>OR</b>	19	Jamal Bell	Jr.	6'0	193
WR (H)	17	Bam Jackson	R-Sr.	6'0	190
	80	Devon Pauley	R-Fr.	5'8	174
LT	66	Rico Robinson	R-Sr.	6'6	308
	65	Carlos Rubio	R-So.	6'4	285
LG	58	O'Cyrus Torrence	Fr.	6'5	342
	53	AJ Gillie	Fr.	6'3	304
C	64	Shane Vallot	R-So.	6'0	281
	73	David Hudson	R-So.	6'1	280
RG	75	Kevin Dotson	R-Sr.	6'4	321
	78	Luke Junkunc	R-Fr.	6-4	278
RT	74	Max Mitchell	So.	6'6	300
	63	Spencer Gardner	R-So.	6'5	285
TE (H)	22	Nick Ralston	GT	6'1	240
	24	Pearse Migl	R-Fr.	6'1	230
TE (Y)	89	Hunter Bergeron	R-So.	6'5	229
	<b>OR</b>	87	Neal Johnson	Fr.	6'4
WR (X)	2	Ja'Marcus Bradley	R-Sr.	6'1	195
	18	Jalen Williams	R-Jr.	6'3	219
<b>OR</b>	6	Cassius Allen	R-Fr.	6'4	208
QB	1	Levi Lewis	Jr.	5'10	190
	8	Jaiave Magalei	R-So.	6'3	234
RB	15	Elijah Mitchell	Jr.	5'11	217
	<b>OR</b>	4	Raymond Calais	Sr.	5'9
<b>OR</b>	9	Trey Ragas	R-Jr.	5'10	218

## DEFENSE

Pos.	No.	Name	Cl.	Ht.	Wt.
END	15	Bennie Higgins	Sr.	6'0	280
	8	Kendall Wilkerson	Fr.	6'5	275
<b>OR</b>	97	Ja'Quane Nelson	R-So.	6'3	283
NOSE	93	Masry Mapieau	So.	6'4	273
	82	Andre Landry	R-So.	6'5	255
END	17	Chauncey Manac	R-Jr.	6'3	252
	50	Andre Jones	R-So.	6'5	242
JACK	6	Kris Moncrief	So.	6'1	245
	3	Joe Dillon	R-Jr.	6'3	218
	33	Tyler Guidry	Fr.	6'1	242
STAR	38	Terik Miller	R-Sr.	6'0	203
	29	Brenndan Johnson	R-Jr.	5'10	179
<b>OR</b>	36	Kam Pedescleaux	R-Fr.	5'9	180
M	59	Jacques Boudreaux	Sr.	6'1	229
	43	Jourdan Quibodeaux	R-So.	6'0	219
W	7	Ferrod Gardner	R-Sr.	6'2	215
	2	Lorenzo McCaskill	R-So.	6'0	228
<b>OR</b>	34	Jordan Cordova	So.	6'0	200
FC	19	Eric Garror	So.	5'9	180
	39	Jayrin Wilson	R-So.	5'10	170
<b>OR</b>	9	Kamar Greenhouse	R-Sr.	6'1	184
FS	16	Percy Butler	So.	6'0	190
	<b>OR</b>	27	Cameron Solomon	R-Jr.	5'11
WS	24	Bralen Trahan	R-So.	6'0	193
	<b>OR</b>	25	Deuce Wallace	R-Sr.	5'10
BC	11	Mike Jacquet III	R-Sr.	6'2	201
	10	Asjlin Washington	So.	6'1	177

## SPECIALISTS

Pos.	No.	Name	Cl.	Ht.	Wt.
PK	36	Stevie Artigue	R-Sr.	5'10	170
	45	Kenneth Almendares	R-Fr.	6'1	219
P	47	Rhys Byrns	So.	6'0	182
	39	Grant Paulette	Fr.	6'0	172
LS	49	Paul Boudreaux	R-So.	5'10	215
	69	Cody Myers	So.	6'1	248
H	17	Jarrod "Bam" Jackson	R-Sr.	6'0	190
	47	Rhys Byrns	So.	6'0	182

Pos.	No.	Name	Cl.	Ht.	Wt.
KR	2	Ja'Marcus Bradley	R-Sr.	6'1	195
	9	Trey Ragas	R-Jr.	5'10	218
KR	4	Raymond Calais	Sr.	5'9	185
	21	Chris Smith	R-Fr.	5'9	194
PR	19	Eric Garror	So.	5'9	180
	21	Chris Smith	R-Fr.	5'9	194

## 2019 LOUISIANA FOOTBALL PRONUNCIATION GUIDE

CASSIUS Allen	CASH-us	Michael JACQUET	juh-KWET
Kenneth ALMENDARES	Al-MEN-Dares	Luke JUNKUNC	Jun-KIN
Stevie ARTIGUE	R-teeg	Seth KOOTSOURADIS	Coot-sur-add-us
Peyton AUCCOIN	O-quin	Brandon LEGENDRE	luh-JOHN
Beau BADON	bah-DAWN	JAIHAVE MAGALEI	jay-AH-vay MON-guh-lay
Hunter BERGERON	bur-JUR-on	Chauncey MANAC	Ma-NAK
Jacques BOUDREAUX	BOO-dro	MASRY MAPIEU	Mas-RE MAY-pew
Paul BOUDREAUX	BOO-dro	PEARSE MIGL	PIERCE ME-gull
JA'MARCUS Bradley	Juh-Marcus	TERIK Miller	Tuh-reek
DAMANI BURRELL	D-MAH-knee Bur-RAIL	Michael ORPHEY Jr.	Or-Fee
RHYS BYRNS	Reece Burns	Kam PEDESCLEAUX	Pe-DESK-lo
Raymond CALAIS	CAL-lay	TIMAJE Porter	Ta-MAG-a
DALEN CAMBRE	DAY-lin CAM-bree	Cole PRUDHOMME	Prew-dome
DAJUANE Dorsey	D-john	JOURDON QUIBODEAUX	Jor-Don Qui-BA-Doe
FERROD Gardner	FUR-rod	Trey RAGAS	RAY-gus
MEKHI Garner	muh-KYE	BRALEN TRAHAN	BRAY-lin Traw-hahn
Eric GARROR	Ga-RAWR	Shane VALLOT	Val-LOW
Calif GOSSET	Gos-it	AKKAI Ward	Ah-KYE
KAMAR Greenhouse	Kuh-marr	ASJLIN Washington	ASH-lin
ZI'YON Hill	ZION		

## 2019 LOUISIANA FOOTBALL ROSTER

<b>ALPHABETICAL ROSTER</b>		<b>No.</b>	<b>Name</b>	<b>Pos.</b>	<b>Ht.</b>	<b>Wt.</b>	<b>Cl.</b>	<b>Hometown/Previous School</b>
81	Alex Allen	TE	1	Levi Lewis	QB	5'10"	190 Jr.	Baton Rouge, La./Scotlandville Magnet
6	Cassius Allen	WR	2	Ja'Marcus Bradley	WR	6'1"	195 RSo.	Ackerman, Miss./Choctaw County
45	Kenneth Almendares	K	2	Lorenzo Mccaskill	LB	6'0"	228 RSo.	Detriot, Mich./Southfield A&T/Holmes CC
23	SchDarren Archie	DB	3	Joe Dillon	LB	6'3"	218 RJr.	Tylertown, Miss./Tylertown
36	Stevie Artigue	K	3	Ashton Johnson	RB	5'10"	218 Sr.	Baton Rouge, La./Woodlawn
85	Peyton Aucoin	TE	4	Raymond Calais	RB	5'9"	185 Sr.	Breaux Bridge, La./Cecilia
52	Beau Badon	LS	4	Zi'Yon Hill	DT	6'1"	279 RSo.	New Iberia, La./Catholic
76	Kendall Baker	OL	6	Cassius Allen	WR	6'4"	208 RFr.	Pelham, Ga./Pelham/Northeast Oklahoma A&M
19	Jamal Bell	WR	6	Kris Moncrief	LB	6'1"	245 So.	Raleigh, Miss./Raleigh
89	Hunter Bergeron	TE	7	Ferrod Gardner	LB	6'2"	215 RSo.	Dayton, Ohio/Trotwood-Madison/Coffeyville CC
86	Jacob Bernard	WR	7	Brian Smith, Jr.	WR	6'4"	209 RJr.	Lake Charles, La./Barbe/Glendale C.C.
30	Brandon Bishop	DB	8	Jaiave Magalei	QB	6'3"	234 RSo.	Tacoma, Washington/Lakes/Mount SAC
59	Jacques Boudreaux	LB	8	Kendall Wilkerson	DE	6'4"	275 Fr.	Kentwood, Louisiana/Kentwood
49	Paul Boudreaux	LS	9	Kamar Greenhouse	DB	6'1"	184 RSo.	Marksville, La./Marksville
2	Ja'Marcus Bradley	WR	9	Trey Ragas	RB	5'10"	218 RJr.	New Orleans, La./Archbishop Shaw
26	Blair Brooks	DB	10	Asjlin Washington	DB	6'1"	177 So.	Houston, Texas/C.E. King
31	Alonzo Brown	LB	10	Clifton McDowell	QB	6'3"	216 Fr.	Spring, Texas/Spring
68	Tyler Brown	OL	11	Calif Gossett	WR	6'5"	188 RJr.	Pensacola, Fla./Pensacola
83	Damani Burrell	LB	11	Michael Jacquet III	DB	6'2"	201 RSo.	Beaumont, Texas/Beaumont Central
51	Landon Burton	OL	11	Michael Jacquet III	DB	6'2"	201 RSo.	Beaumont, Texas/Beaumont Central
16	Percy Butler	DB	13	Beau Kalbacher	QB	6'3"	223 RJr.	Austin, Texas/Austin
47	Rhys Byrns	P	13	Brandon Legendre	WR	5'9"	190 Fr.	Thibodaux, La./E.D. White Catholic
4	Raymond Calais	RB	13	Patrick Mensah	DB	5'9"	171 RFr.	Baton Rouge, La./Catholic
28	Dalen Cambre	WR	15	Bennie Higgins	DE	6'0"	280 Sr.	Greenwood, Miss./Greenwood/Mississippi Delta JC
26	Kaleb Carter	WR	15	Elijah Mitchell	RB	5'11"	217 Jr.	Erath, La./Erath
81	Quintlan Cobb	DT	16	Percy Butler	DB	6'0"	190 So.	Plaquemine, La./Plaquemine
34	Jordan Cordova	LB	16	Chandler Fields	QB	5'11"	185 Fr.	Metairie, La./Archbishop Rummel
3	Joe Dillon	LB	17	Brayden Hawkins	QB	6'2"	222 RFr.	Charlotte, N.C./Myers Park/Maryland
22	Daijuane Dorsey	DB	17	Jarrold Jackson	WR	6'0"	190 RSo.	Reserve, La./East St. John
75	Kevin Dotson	OL	17	Chauncey Manac	LB	6'3"	252 RJr.	Homerville, Ga./Clinch County/Garden City CC
16	Chandler Fields	QB	18	Jalen Williams	WR	6'3"	221 RJr.	Opelousas, La./Westminster Christian/LSU
57	La'Kamion Franklin	LB	18	Bobby Holmes	CB	5'9"	174 Fr.	Dallas, Texas/South Oak Cliff
84	Leroy Franklin	WR	19	Jamal Bell	WR	6'0"	184 Jr.	Brownsboro, Texas/Brownsboro/Tyler JC
92	Brandon Gannon	DL	19	Eric Garror	DB	5'9"	180 So.	Mobile, Ala./McGill Toolen
7	Ferrod Gardner	LB	20	Mekhi Garner	DB	6'2"	209 So.	Mesquite, Texas/Poteet/Navarro College
63	Spencer Gardner	OL	20	Mekhi Garner	DB	6'2"	190 RSo.	Lafayette, La./Teurlings Catholic
20	Mekhi Garner	DB	20	Caleb Glenn	DB	6'2"	190 RSo.	Lafayette, La./Teurlings Catholic
19	Eric Garror	DB	21	Amir McDaniel	DB	5'8"	182 Fr.	Pensacola, Fla./West Florida Tech
53	A.J. Gillie	OL	21	Chris Smith	RB	5'9"	194 RFr.	Louisville, Miss./Nanih Waiya Attendance Center
20	Caleb Glenn	DB	22	Daijuane Dorsey	DB	6'1"	186 Jr.	Richmond, Va./Meadowbrook/Fullerton College
11	Calif Gossett	WR	22	Nick Ralston	TE	6'1"	240 GT	Argyle, Texas/Argyle/Arizona State
9	Kamar Greenhouse	DB	23	Schdarren Archie	DB	6'2"	200 RSo.	Brandon, Miss./Brandon
33	Tyler Guidry	LB	23	T.J. Wisham	RB	5'10"	219 RSo.	Baton Rouge, La./Episcopal/US Military Academy
70	Jax Harrington	OL	24	Pearse Migl	TE	6'1"	230 RFr.	Welsh, La./Welsh
17	Brayden Hawkins	QB	24	Bralen Trahan	DB	6'0"	193 RSo.	Lafayette, La./Acadiana
98	Shomari Hayes	DL	25	Deuce Wallace	DB	5'10"	207 RSo.	Lafayette, La./St. Thomas More
35	Jaden Henderson	DB	26	Blair Brooks	DB	6'2"	195 RJr.	Thibodaux, La./Thibodaux
15	Bennie Higgins	DE	26	Kaleb Carter	WR	6'0"	175 RFr.	Cecilia, La./Cecilia
4	Zi'Yon Hill	DT	27	Cameron Solomon	DB	5'11"	201 RJr.	Ashdown, Ark./Ashdown/Tyler JC
10	Bobby Holmes	DB	28	Dalen Cambre	WR	6'0"	182 Fr.	Lafayette, La./St. Thomas More
38	Brendan Hoorman	RB	28	Ja'len Johnson	DB	6'3"	210 RSo.	Morgan City, La./Central Catholic
73	David Hudson	OL	29	Brenndan Johnson	DB	5'10"	179 RJr.	Waco, Texas/Midway/UTSA
83	Pat Hughes	WR	29	Peter LeBlanc	WR	6'2"	182 Fr.	New Iberia, La./Catholic-New Iberia
99	Tayland Humphrey	DL	30	Brandon Bishop	DB	6'0"	188 RFr.	Tuscaloosa, Ala./Hillcrest/Alabama
50	Robert Hunt	OL	31	Alonzo Brown	LB	6'0"	216 RSo.	MaGee, Miss./MaGee
94	Dalvin Hutchinson	DT	31	Michael Orphey, Jr.	RB	5'10"	185 RFr.	Alexandria, La./Alexandria
17	Jarrold "Bam" Jackson	WR	33	Tyler Guidry	LB	6'1"	222 Fr.	Baton Rouge, La./Southern Lab
11	Michael Jacquet III	DB	34	Jordan Cordova	LB	6'0"	200 So.	Kinder, La./Kinder
3	Ashton Johnson	RB	34	Jordan Cordova	LB	6'0"	200 So.	Kinder, La./Kinder
29	Brenndan Johnson	DB	35	Jaden Henderson	DB	5'11"	193 Fr.	New Orleans, La./McDonogh 35
28	Ja'Len Johnson	DB	36	Stevie Artigue	K	5'10"	170 RSo.	Lafayette, La./Lafayette
87	Neal Johnson	TE	36	Kam Pedescleaux	DB	5'9"	180 RFr.	Houston, Texas/Manvel
50	Andre Jones	LB	37	Ja'Braylon Spencer	LB	6'2"	219 Fr.	New Iberia, La./New Iberia
57	Terrence Jones	DE	38	Terik Miller	DB	6'0"	200 RSo.	Pensacola, Fla./Escambia
83	Jude Joseph	DB	38	Terik Miller	DB	6'0"	200 RSo.	Pensacola, Fla./Escambia

## 2019 LOUISIANA FOOTBALL ROSTER

38	Brendan Hoorman	RB	6'1"	195	Fr.	Chalmette, La./Chalmette	78	Luke Junkunc	OL
39	Grant Paulette	K	6'0"	172	Fr.	Hebron, Texas/Hebron	3	Beau Kalbacher	QB
39	Jayrin Wilson	DB	5'10"	170	RSO.	Lafayette, La./Acadiana	71	Seth Kootsouradis	P
40	Chandler Wachholtz	LB	6'1"	236	RSr.	Carlsbad, Calif./La Costa Canyon/Palomar College	48	Troy Kruchten	LB
41	Ty'Darian Quinney	DB	5'10"	170	Fr.	Alexandria, La./Tioga	82	Andre Landry	DL
43	Jourdon Quibodeaux	LB	6'0"	219	RSO.	Lafayette, La./Acadiana	52	Cooper LeBlanc	LB
44	Tanner Wiggins	LB	6'4"	233	RJr.	Morgan City, La./Central Catholic	29	Peter LeBlanc	WR
45	Kenneth Almendares	K	6'1"	219	RFr.	Clute, Texas/Brazoswood	13	Brandon Legendre	WR
45	Tim Morgan	DB	6'0"	165	Fr.	Baton Rouge, La./Catholic	1	Levi Lewis	QB
47	Rhys Byrns	P	6'0"	182	So.	Melbourne, Australia/Padua College	88	Johnny Lumpkin	TE
48	Troy Kruchten	LB	6'1"	219	RSO.	The Woodlands, Texas/The Woodlands/Southeastern La.	8	Jai'Ave Magalei	QB
49	Paul Boudreaux	LS	5'10"	215	RSO.	Harahan, La./Brother Martin	17	Chauncey Manac	LB
50	Robert Hunt	OL	6'5"	322	RSr.	Burkeville, Texas/Burkeville	93	Masry Mapieu	DL
50	Andre Jones	LB	6'5"	242	RSO.	Angie, La./Varnado	67	Ken Marks	OL
51	Landon Burton	OL	6'2"	290	Fr.	Lafayette, La./St. Thomas More	2	Lorenzo McCaskill	LB
52	Cooper Leblanc	LB	6'0"	208	RFr.	Morgan City, La./Central Catholic	21	Amir McDaniel	DB
53	AJ Gillie	OL	6'3"	243	Fr.	Natchitoches, La./Natchitoches Central	10	Clifton McDowell	QB
53	Kyle Pierre	LB	5'10"	200	RSO.	Lafayette, La./Acadiana	77	King McGowen	OL
54	Sammy Ochoa	DL	6'1"	285	RFr.	Lake Travis, Texas/Lake Travis	13	Patrick Mensah	DB
56	Terrence Jones	DE	6'3"	242	RJr.	Pearland, Texas/Pearland	24	Pearse Migl	TE
57	La'Kamion Franklin	LB	6'1"	203	Fr.	Monroe, La./Neville	38	Terik Miller	DB
58	O'Cyrus Torrence	OL	6'5"	342	Fr.	Greensburg, La./St. Helena Central	15	Elijah Mitchell	RB
59	Jacques Boudreaux	LB	6'1"	229	Sr.	New Orleans, La./Holy Cross	74	Max Mitchell	OL
60	Beau Badon	LS	5'10"	236	RFr.	Lafayette, La./Lafayette Christian Acad./Southern	6	Kris Moncrief	LB
61	Cole Prudhomme	OL	6'3"	298	RSr.	Eunice, La./Eunice	45	Tim Morgan	DB
62	Nathan Thomas	OL	6'5"	281	Fr.	Chalmette, La./Chalmette	69	Cody Myers	LS
63	Spencer Gardner	OL	6'5"	285	RSO.	Opelousas, La./Opelousas Catholic	97	Ja-Quane Nelson	DL
64	Shane Vallot	OL	6'0"	281	RSO.	Lafayette, La./Comeaux	79	Logan Newell	OL
65	Carlos Rubio	OL	6'5"	285	RSO.	Alexandria, La./Alexandria Senior	54	Sammy Ochoa	DL
66	Rico Robinson	OL	6'5"	308	RSr.	Pensacola, Fla./Pensacola	31	Michael Orphey Jr.	RB
67	Ken Marks	OL	6'4"	300	RSr.	Beaumont, Texas/Beaumont Texas	39	Grant Paulette	K
68	Tyler Brown	OL	6'3"	309	Fr.	Madison, Miss./St. Joseph Catholic	80	Devon Pauley	WR
69	Cody Myers	LS	6'1"	248	So.	Pelahatchie, Miss./Pelahatchie/East Central CC	36	Kam Pedescleaux	DB
70	Jax Harrington	OL	6'4"	307	Fr.	Erath, Louisiana/Erath	53	Kyle Pierre	LB
72	Max Yarbrough	OL	6'4"	283	RFr.	Friendswood, Texas/Friendswood	90	Timaje Porter	DL
73	David Hudson	OL	6'1"	280	RSO.	Lafayette, La./Lafayette	61	Cole Prudhomme	OL
74	Max Mitchell	OL	6'6"	300	So.	Monroe, La./Neville	43	Jourdan Quibodeaux	LB
75	Kevin Dotson	OL	6'4"	321	RSr.	Plaquemine, La./Plaquemine	41	Ty'Darien Quinney	DB
76	Kendall Baker	OL	6'5"	305	RJr.	McCalla, Ala. McAdory	9	Trey Ragas	RB
77	King McGowen	OL	6'4"	299	Fr.	Willis, Texas	22	Nick Ralston	TE
78	Luke Junkunc	OL	6'4"	278	RFr.	Houston, Texas/Strake Jesuit	95	Andre Riley	LB
79	Logan Newell	OL	6'5"	281	Fr.	Monroe, La./Neville	66	Rico Robinson	OL
80	Devon Pauley	WR	5'8"	172	RFr.	Lake Charles, La./Barbe	80	Chase Rogers	TE
81	Alex Allen	TE	6'0"	216	Sr.	Slidell, La./Northshore	96	Malcolm Rollins	DE
82	Andre Landry	DL	6'5"	255	RSO.	Lafayette, La./Acadiana	65	Carlos Rubio	OL
82	Da'Ron Williams	WR	6'2"	187	RJr.	Napoleonville, La./Assumption	80	Alex Self	DL
83	Jude Joseph	DB	5'10"	177	RFr.	Lafayette, La./St. Thomas More	21	Chris Smith	RB
83	Damani Burrell	TE	6'6"	237	RFr.	New Orleans, La./Easton	7	Brian Smith Jr.	WR
84	Leroy Franklin	WR	5'11"	181	RJr.	Richmond, Texas/George Ranch	37	Ja'Braylon Spencer	LB
86	Jacob Bernard	WR	5'10"	199	Fr.	Mandeville, La./Lakeshore	27	Cameron Solomon	DB
87	Neal Johnson Jr.	TE	6'4"	238	Fr.	Mesquite, Texas/West Mesquite	62	Nathan Thomas	OL
88	Johnny Lumpkin	TE	6'6"	262	RJr.	Atlanta, Ga./Fredrick Douglass/Hutchinson CC	58	O'Cyrus Torrence	OL
89	Hunter Bergeron	TE	6'5"	229	RSO.	Lafayette, La./St. Thomas More	24	Bralen Trahan	DB
90	Timaje Porter	DL	6'2"	320	So.	Grand Bay, Ala./Theodore	64	Shane Vallot	OL
92	Brandon Gannon	DL	6'1"	255	RFr.	Lafayette, La./St. Thomas Moore	40	Chandler Wachholtz	LB
93	Masry Mapieu	DL	6'4"	273	So.	York, Neb./York	25	Deuce Wallace	DB
94	Dalvin Hutchinson	DL	6'1"	301	Fr.	West Monroe, La./West Monroe	18	Asjlin Washington	DB
95	Andre Riley	LB	6'2"	210	So.	Plaquemine, La./Plaquemine	44	Tanner Wiggins	LB
96	Malcolm Rollins	DE	6'3"	260	RSO.	New Orleans, La./Archbishop Shaw	8	Kendall Wilkerson	DE
97	Ja-Quane Nelson	DL	6'3"	283	RSO.	High Point, N.C./Hutchinson CC/High Point Central	82	Da'Ron Williams	WR
98	Shomari Hayes	DL	6'2"	285	Fr.	Phoenix, Arizona/Mountain Pointe	18	Jalen Williams	WR
99	Tayland Humphrey	DL	6'5"	350	RJr.	Houston, Texas/Klein Oak/Hutchinson CC	39	Jayrin Wilson	DB
							23	T.J. Wisham	RB
							72	Max Yarbrough	OL

## 2019 LOUISIANA FOOTBALL ROSTER

### Alabama (4)

Grand Bay – DL Timaje Porter  
McCalla – OL Kendall Baker  
Mobile – DB Eric Garror  
Tuscaloosa – Brandon Bishop

### Arizona (1)

Phoenix – DL Shomari Hayes

### Arkansas (1)

Asdown – DB Cameron Solomon

### Australia (1)

Melbourne – P Rhys Byrns

### California (1)

Carlsbad – LB Chandler Wachholtz

### Florida (5)

Crestview – P Seth Kootsouradis  
Pensacola – DB Terik Miller  
Pensacola – OL Rico Robinson  
Pensacola – WR Calif Gossett  
Pensacola – DB Amir McDaniel

### Georgia (3)

Atlanta – TE Johnny Lumpkin  
Homerville – LB Chauncey Manac  
Pelham – WR Cassius Allen

### Louisiana (72)

Alexandra – RB Michael Orphey Jr.  
Alexandra – OL Carlos Rubio  
Alexandra – DB Ty'Darrien Quinney  
Angie – LB Andre Jones  
Baton Rouge – QB Levi Lewis  
Baton Rouge – RB Ashton Johnson  
Baton Rouge – DB Patrick Mensah  
Baton Rouge – RB T.J. Wisham  
Baton Rouge – DB Tim Morgan  
Baton Rouge – LB Tyler Guidry  
Breux Bridge – RB Raymond Calais  
Cecilia – WR Kaleb Carter  
Chalmette – RB Brendan Hoorman  
Chalmette – OL Nathan Thomas  
Erath – RB Elijah Mitchell  
Erath – OL Jax Harrington  
Eunice – OL Cole Prudhomme  
Greensburg – OL O'Cyrus Torrence  
Harahan – LS Paul Boudreaux  
Kaplan – DT Quintlan Cobb  
Kentwood – DE Kendall Wilkerson  
Kindler – LB Jordan Cordova  
Lafayette – DB Caleb Glenn  
Lafayette – LB Kyle Pierre  
Lafayette – DB Bralen Trahan  
Lafayette – DB Deuce Wallace  
Lafayette – WR Dalen Cambre  
Lafayette – K Stevie Artigue  
Lafayette – DB Jude Joseph  
Lafayette – DB Jayrin Wilson  
Lafayette – LB Jourdan Quibodeaux  
Lafayette – OL Landon Burton  
Lafayette – LS Beau Badon  
Lafayette – DL Brandon Gannon  
Lafayette – OL Shane Vallot  
Lafayette – OL David Hudson  
Lafayette – TE Hunter Bergeron  
Lafayette – DL Andre Landry  
Lake Charles – WR Devon Pauley  
Lake Charles – WR Brian Smtih Jr.  
Mandevillie – WR Jacob Bernard  
Marksville – DB Kamar Greenhouse  
Metairie – TE Peyton Aucoin  
Metairie – QB Chandler Fields  
Monroe – OL Max Mitchell  
Monroe – LB La'Kamion Franklin  
Monroe – OL Logan Newell  
Morgan City – DB Ja'Len Johnson  
Morgan City – LB Tanner Wiggins

Morgan City – LB Cooper LeBlanc  
Napoleonville – WR Da'Ron Williams  
Natchitoches – OL A.J. Gillie  
New Iberia – DT Zi'Yon Hill  
New Iberia – WR Peter LeBlanc  
New Iberia – LB Ja'Braylon Spencer  
New Orleans – RB Trey Ragas  
New Orleans – DB Jaden Henderson  
New Orleans – LB Damani Burrell  
New Orleans – LB Jacques Boudreaux  
New Orleans – WR Pat Hughes  
New Orleans – DE Malcolm Rollins  
Opelousas – WR Jalen Williams  
Opelousas – OL Spencer Gardner  
Plaquemine – DB Percy Butler  
Plaquemine – OL Kevin Dotson  
Plaquemine – LB Andre Riley  
Reserve – WR Jarrod Jackson  
Slidell – TE Alex Allen  
Thibodaux – DB Blair Brooks  
Thibodaux – WR Brandon Legendre  
Welsh – TE Pearse Migl  
West Monroe – DT Dalvin Hutchinson

### Michigan (1)

Detroit – LB Lorenzo McCaskill

### Mississippi (10)

Ackerman – WR Ja'Marcus Bradley  
Brandon – DB SchDarren Archie  
Greenwood – DE Bennie Higgins  
Louisville – RB Chris Smith  
Madison – OL Tyler Brown  
MaGee – LB Alonzo Brown  
Pass Christian – TE Chase Rogers  
Pelahatchie – LS Cody Myers  
Raleigh – LB Kris Moncrief  
Tylertown – LB Joe Dillon

### Nebraska (1)

York – DL Masry Mapieiu

### North Carolina (2)

Charlotte – QB Brayden Hawkins  
High Point – DL Ja-Quane Nelson

### Ohio (1)

Dayton – LB Ferrod Gardner

### Texas (23)

Argyle – TE Nick Ralston  
Austin – QB Beau Kalbacher  
Beaumont – DB Michael Jacquet III  
Beaumont – OL Ken Marks  
Brownsboro – WR Jamal Bell  
Burkeville – OL Robert Hunt  
Clute – K Kenneth Almendares  
Dallas – CB Bobby Holmes  
Friendswood – OL Max Yarbrough  
Hebron – K Grant Paulette  
Houston – DB Asjlin Washington  
Houston – DB Kam Pedescleaux  
Houston – OL Luke Junkunc  
Houston – DL Tayland Humphrey  
Lake Travis – DL Sammy Ochoa  
Mesquite – DB Mekhi Garner  
Mesquite – TE Neal Johnson  
Pearland – DE Terrence Jones  
Richmond – WR Leroy Franklin  
Spring – QB Clifton McDowell  
The Woodlands – LB Troy Kruchten  
Waco – DB Brennan Johnson  
Willis – King McGowen

### Virginia (1)

Richmond – DB Daijuane Dorsey

### Washington (1)

Tacoma – QB Jai'Ave MaGalei



# BILLY NAPIER

HEAD COACH  
2ND SEASON

Louisiana Ragin' Cajuns Director of Athletics Dr. Bryan Maggard welcomed Billy Napier as the 27th Head Coach in Louisiana Football history on Dec. 15, 2017, and the ensuing 2018 season for the Ragin' Cajuns was a clear indicator of where Napier intended for the program to head under his watch.

The Ragin' Cajuns (7-7, 5-3), utilizing a powerful offensive and opportunistic defense, won the 2018 Sun Belt Conference West Division Championship to advance to the inaugural conference championship game. Louisiana booked its first bowl trip since 2016, heading to sunny Orlando, Florida, for the AutoNation Cure Bowl at Camping World Stadium. It marked the first-ever season that Louisiana played a 14-game schedule with two postseason opportunities earned by the Ragin' Cajuns.

Napier's program hallmarks – integrity, togetherness, discipline, effort and toughness – instilled a renewed sense of identity in the Ragin' Cajuns football program and that collectiveness helped Louisiana run off three consecutive wins to close the regular season. The streak of Sun Belt wins, first and secondly against Georgia State and South Alabama at home, followed by a regular season finale victory at ULM, secured the Ragin' Cajuns their West Division title, allowing Napier to deliver a trophy to Louisiana's fans in Year One.

Serving as offensive play-caller, Napier reengineered the Ragin' Cajuns quickly into a vaunted offensive attack. Louisiana ranked second in the Sun Belt in scoring offense (31.9 points per game), third in rushing offense (218.7 yards per game) and third in total offense (424.3 yards per game).

The Ragin' Cajuns were immediately able to pride themselves on precision and consistency, with the squad ranking 14th nationally in third-down conversion rate (49.6 percent) and 15th nationally in red zone touch-down scoring rate (72.9 percent). Ball security was not an issue, as the Napier-led offense lost three fumbles in the entire 14-game 2018 season, ranking tied for first in the nation with Michigan, Mississippi State and Northwestern.

Also serving as the program's quarterbacks coach, Napier offered his tutelage to senior quarterback Andre Nunez, who became just the third-ever Ragin' Cajun to throw for 20 touchdowns in a single season. Sophomore signal caller Levi Lewis and Nunez were effective passes all season long, ranking first and second in the Sun Belt Conference for passer rating, with Lewis leading the way at 185.2 and Nunez not far behind at 176.2.

Napier came to the Ragin' Cajuns from Arizona State where he served as Associate Head Coach, offensive coordinator and wide receivers coach.

As an assistant coach, Napier built a reputation around the coaching profession as one of the most talented recruiters in college football. He served as wide receivers coach at Alabama (2013-17), assistant head coach/quarterbacks coach at Colorado State (2012) and was offensive coordinator/quarterbacks coach at Clemson (2009-10).

Napier was instrumental in two National Championships at Alabama in 2011 and 2015 and has now coached in 12 bowl games (11 as an assistant coach) after the 2018 Cure Bowl appearance.

## Arizona State (2017)

In his first year with the program, Napier guided the Sun Devils' offense to the 14th highest-graded offense in the FBS according to Pro Football Focus - including the 10th highest-graded passing attack in the nation. ASU was graded 54th in the nation in total offense last season and 86th in the passing game on the year. The offensive turnaround (+40 positions) was the eighth-largest in the FBS and ASU was one of just three programs to move from outside the Top-50 to inside of it in just one season. The 76-spot swing in the passing game rankings was the third highest in all of the FBS (second among Power Five schools).

ASU developed one of the elite red zone scoring teams in the nation under Napier, tied for first nationally in converting on 95.83 percent of its red zone appearances (46-of-48) with the only two "blemishes" against the Sun Devils coming when the team took a knee late in the fourth quarter. ASU was 11th nationally in red zone touchdown scoring rate with 36 touchdowns on those 48 attempts (75.00).

Ball security was another notable facet of Napier's offense. The Sun Devils turned the ball over just 11 times in 2017, which ranks 12th nationally after finishing 82nd in the country a year ago with 21 turnovers. ASU is 17th nationally with just five fumbles lost in 2017, and none of those have been by a running back. ASU's six total interceptions this season are the 17th-fewest in the country with three of the six coming on tipped balls.

## Alabama (2011, 2013-17)

Prior to Arizona State, Napier spent five seasons as the wide receivers coach at the University of Alabama. Napier served an integral role in achieving National Championships in 2011 and 2015 as part of the Alabama coaching staff and also coached in the 2016 National Championship game.

## THE BILLY NAPIER HARD FACTS

### PERSONAL

Hometown..... Chatsworth, Ga.  
Birthdate..... July 21, 1979  
Wife..... Ali Gunn  
Children ..... Sammy Nelson, Charlie and Annie  
Date Hired at Louisiana ..... December 18, 2017

### EDUCATION

Furman 2002  
B.S. in Health & Exercise Science

### COACHING EXPERIENCE

Head Coach Louisiana, 2018-Pres.  
17-9 Overall Record (Second Season)  
17-9 Career Record (Second Season)  
2018 Sun Belt Championship Game  
2018 AutoNation Cure Bowl

Assistant Coach Arizona State, 2017  
Offensive Coordinator/Quarterbacks

Assistant Coach Alabama, 2013-17  
Wide Receivers  
2016 National Championship Game  
2015 National Champions  
2014 Sugar Bowl  
2013 Sugar Bowl

Assistant Coach Colorado State, 2012  
Assistant Head Coach/Quarterbacks

Assistant Coach Alabama, 2011  
Offensive Analyst  
2011 BCS National Champions

Assistant Coach Clemson, 2006-10  
Offensive Coordinator/Quarterbacks (2009-10)  
Tight Ends/Recruiting Coordinator (2006-08)  
2010 Meineke Car Care Bowl  
2009 Music City Bowl  
2008 Gator Bowl  
2007 Chick-Fil-A Bowl  
2006 Music City Bowl

Assistant Coach South Carolina State, 2005  
Quarterbacks

Graduate Assistant Clemson, 2003-04  
Defensive Graduate Assistant (2004)  
Graduate Assistant (2003)  
2003 Peach Bowl

### PLAYING EXPERIENCE

Furman, 1999-2002  
Quarterback, Started 2001-02  
Four-Year Letter Winner (1999-2002)  
Started In 2001 Division I-AA  
National Championship

### HONORS AND AWARDS

2002 Walter Payton Award Finalist

He was instrumental in helping Nick Saban and Alabama achieve a 63-7 record in five seasons (2011, 2013-2016) and was part of the great run of 26 consecutive wins from 2015-2016. In 70 games at Alabama, the Crimson Tide offense averaged 6.27 yards per play and 36.4 points per game.

In 2016, Napier's wide receiver corps were led by junior ArDarius Stewart and sophomore Calvin Ridley. Ridley led the way with 72 receptions while Stewart had a team high 864 yards. Ridley added 769 yards and seven scores while Stewart caught 54 passes with eight scores. Graduate transfer Gehrig Dieter caught 15 passes for 214 yards and four scores while Cam Sims also hauled in 14 receptions for 152 yards.

Napier had to replace Amari Cooper in 2015 after the Tide's career receptions leader was taken No. 4 overall in the NFL Draft by the Oakland Raiders. Stewart, senior transfer Richard Mullaney and Ridley emerged as the Tide's go-to receivers after Robert Foster was lost in the third game to injury. Ridley led the team with a freshman-record 89 catches for 1,045 yards and seven touchdowns. Stewart added 63 catches for 700 yards and four touchdowns, while Mullaney had 38 catches for 390 yards and five scores.

Napier's 2014 unit was led by Alabama's first Biletnikoff Award winner in Cooper, who caught a school- and SEC-record 124 passes for a UA-record 1,727 receiving yards and 16 touchdowns. Cooper led the country in receptions (124), was second nationally in receiving yards (1,727), receiving touchdowns (16) and catches per game (8.9) while ranking third in yards per game (123.4). A Heisman Trophy finalist and unanimous first team All-American, Cooper smashed all of the Tide's career receiving marks with 228 receptions, 3,463 yards and tied the SEC record with 31 receiving touchdowns. Senior DeAndrew White provided Alabama with a dangerous and reliable target opposite Cooper with 40 receptions for 504 yards and four scores.

In his first season as the Crimson Tide's receivers coach in 2013, Napier built a deep and talented group of wide outs. Alabama had four players with at least 32 receptions, led by Cooper's 45 catches for 736 yards. The wide receivers accounted for 72.1 percent of the passes caught in 2013 and 20 of the 30 passing touchdowns. Kevin Norwood produced a career year with seven touchdowns and 568 receiving yards on 38 grabs. Jones also caught 36 balls for 349 yards and White hauled in 32 catches for 534 yards and four scores.

Napier spent the 2011 season on the Alabama staff as an offensive analyst, helping the Crimson Tide win the 2011 BCS national championship. The Tide ranked 16th in scoring offense, 30th in total offense and 17th in rushing offense in 2011.

#### Colorado State (2012)

Prior to rejoining Alabama, Napier served as the assistant head coach and quarterbacks coach at Colorado State in 2012 for former Tide offensive coordinator Jim McElwain.

Injuries forced Napier to go deep down the bench looking for quarterbacks during his one season in Fort Collins. The Rams saw three quarterbacks play significant snaps as the starter with Garrett Grayson going down early in the season and M.J. McPeck following two weeks later, forcing redshirt freshman Conner Smith into action. The trio combined to throw for 2,520 yards and 17 touchdowns in 2012 as Colorado State won three of its final five games.

#### Clemson (2003-04, 2006-10)

Prior to his first stretch at Alabama, Napier spent seven of the previous eight years in two different stints at Clemson. During Napier's final two seasons at Clemson he was the offensive coordinator and quarterbacks coach. At the age of 29, he became the youngest coordinator in the nation and in Clemson history. In his first season as Clemson's coordinator, the 2009 Tigers scored a school-record 436 points and collected 54 touchdowns (third-most in school history), averaged 5.73 yards per play (fourth best) and finished as the ACC Atlantic Division champions. Quarterback Kyle Parker was named a Freshman All-American and nine players Napier coached from 2009-10 went on to have careers in the NFL.

Napier also served as Clemson's recruiting coordinator from 2006-08. In those three seasons, he compiled two top-25 recruiting classes, according to Rivals.com, and in 2008, his class was tabbed as the second-best in the nation by ESPN.com. Known to his peers as a top recruiter, Napier signed several players who went on to the NFL, including Kavell Conner, Crezdon Butler, Brandon Thompson and Marcus Gilchrist.

Napier was the 2007-08 tight ends coach at Clemson, helping lead the Tigers to

two bowl games and a prolific offense. The 2007 season featured a 9-4 record and the ACC's highest-scoring offense. In his first year back with Clemson (2006), Napier worked primarily with the Tigers' tight ends but also was responsible for the punt team and assisted in several special-teams capacities. The 2006 Tigers led the ACC in total offense, rushing and scoring offense, advancing to the Music City Bowl.

Clemson averaged 410.9 yards per game and 32.7 points, more than doubling its opponent's totals. Tight end Hunter Thomas started all 11 games for the Tigers, averaging 19.1 yards per reception. Michael Palmer, who Napier coached for three seasons, went on to the NFL. He also worked with the special teams units, helping develop one of the most talented players in Clemson history, C.J. Spiller.

Napier began his coaching career as an offensive graduate assistant at Clemson in 2003-04. The Tigers won nine games, including the Peach Bowl against Tennessee. The following season, Napier was a graduate assistant on defense, and gained his first experience with recruiting off the field.

#### South Carolina State (2005)

In 2005, Napier spent one season as the quarterbacks coach and play caller at South Carolina State. The Bulldogs finished the year 9-2 and ranked among the nation's best in several offensive categories, including: rushing (12th), passing efficiency (15th) and scoring offense (17th). S.C. State also had the country's fourth-best turnover margin, committing only 11 turnovers, roughly one-third of the total from the previous season (32). Napier developed Cleve McCoy and molded him into the MEAC Player of the Year. He also recruited offensive tackle Johnny Culbreath, who became a unanimous All-America selection and was drafted by the Detroit Lions.

#### Background

As a player, Napier was a four-year letterwinner and two-time All-Southern Conference selection as the starting quarterback at Furman. The Paladins won two conference championships and in 2001, Napier's junior year, advanced to the Division I-AA national championship game, losing to Montana.

He completed 64.8-percent of his career passes, setting a school record. As the team captain during a record-setting senior season, Napier amassed 2,475 passing yards, also a Furman record, and was a finalist for the Walter Payton Award, given annually to the nation's most outstanding FCS offensive player.

Napier grew up in Chatsworth, Georgia, and graduated from Murray County High School in 1998. He is married to the former Ali Gunn and the couple has a daughter, Annie, and sons, Sammy Nelson and Charlie. He earned his Bachelor's degree in health & exercise science from Furman in 2002.

#### Billy Napier vs. Opponents

Alabama.....	0-1
Appalachian State .....	0-3
Arkansas State .....	2-0
Coastal Carolina.....	1-1
Georgia Southern.....	1-0
Georgia State.....	1-0
Grambling .....	1-0
Liberty .....	1-0
Mississippi State .....	0-2
New Mexico State .....	1-0
Ohio.....	1-0
South Alabama .....	2-0
Texas Southern.....	1-0
Texas State.....	2-0
Troy.....	1-1
Tulane .....	0-1
ULM .....	2-0
AAC .....	0-1
Independent.....	2-0
MAC.....	1-0
SEC .....	0-3
Sun Belt Conference .....	12-5
East Division .....	4-5
West Division.....	8-0
SWAC.....	2-0

## 2019 LOUISIANA FOOTBALL GAME-BY-GAME STARTERS

Game	LT	LG	C	RG	RT	TE	WR	WR	WR	RB	QB
Mississippi State	Mitchell	Marks	Vallot	Dotson	Hunt	Ralston	Bradley	Smith, Jr.	Bell	Mitchell	Lewis
Liberty	Mitchell	Torrence	Vallot	Dotson	Hunt	Ralston	Bradley	Jackson	Bergeron*	Mitchell	Lewis
Texas Southern	Mitchell	Torrence	Vallot	Dotson	Hunt	Ralston	Bradley	Jackson	Bell	Ragas	Lewis
Ohio	Mitchell	Torrence	Vallot	Dotson	Hunt	Ralston	Bradley	Williams	Bergeron*	Ragas	Lewis
Georgia Southern	Mitchell	Torrence	Vallot	Dotson	Hunt	Ralston	Bradley	Jackson	Bell	Ragas	Lewis
Appalachian State	Mitchell	Torrence	Vallot	Dotson	Hunt	Ralston	Bradley	LeBlanc	Bergeron*	Ragas	Lewis
Arkansas State	Mitchell	Torrence	Vallot	Dotson	Hunt	Ralston	Bradley	LeBlanc	Jackson	Mitchell	Lewis
Texas State	Robinson	Torrence	Vallot	Dotson	Mitchell	Ralston	Bradley	LeBlanc	Bergeron*	Calais	Lewis
Coastal Carolina	Robinson	Torrence	Vallot	Dotson	Mitchell	Ralston	Bradley	LeBlanc	Jackson	Calais	Lewis
South Alabama	Robinson	Torrence	Vallot	Dotson	Mitchell	Ralston	Bradley	LeBlanc	Jackson	Calais	Lewis
Troy	Robinson	Torrence	Vallot	Dotson	Mitchell	Ralston	Bradley	LeBlanc	Bergeron	Calais	Lewis
ULM	Robinson	Torrence	Vallot	Dotson	Mitchell	Ralston	Bradley	LeBlanc	Jackson	Calais	Lewis

\*Tight end


















Game	DE	NT	DE	MIKE	STAR	WILL	JACK	CB	CB	S	S
Mississippi State	Manac	Hill	Higgins	Boudreaux	Miller	Gardner	Moncrief	Greenhouse	Garror	Butler	Wallace
Liberty	Manac	Hill	Higgins	Boudreaux	Miller	Gardner	Moncrief	Jacquet III	Garror	Butler	Solomon
Texas Southern	Manac	Hill	Higgins	Boudreaux	Miller	Gardner	Moncrief	Jacquet III	Garror	Butler	Trahan
Ohio	Manac	Hill	Higgins	Boudreaux	Miller	Gardner	Moncrief	Jacquet III	Garror	Butler	Wallace
Georgia Southern	Jones	Hill	Higgins	Boudreaux	Miller	Gardner	Moncrief	Jacquet III	Garror	Butler	Trahan
Appalachian State	Jones	Hill	Higgins	Boudreaux	Miller	Gardner	Moncrief	Jacquet III	Garror	Butler	Wallace
Arkansas State	Jones	Hill	Higgins	Boudreaux	Miller	Gardner	Moncrief	Jacquet III	Garror	Butler	Solomon
Texas State	Manac	Hill	Higgins	Boudreaux	Miller	Gardner	Moncrief	Jacquet III	Garror	Butler	Trahan
Coastal Carolina	Jones	Hill	Higgins	Boudreaux	Miller	Gardner	Moncrief	Jacquet III	Garror	Butler	Wallace
South Alabama	Jones	Hill	Higgins	Boudreaux	Miller	Gardner	Moncrief	Washington	Garror	Butler	Pedescleaux
Troy	Manac	Higgins	Jones	Boudreaux	Miller	Gardner	Moncrief	Jacquet III	Garror	Butler	Trahan
ULM	Jones	Nelson	Higgins	Boudreaux	Miller	McCaskill	Moncrief	Jacquet III	Garror	Wallace	Trahan

## TRACKING THE RAGIN' CAJUNS

Opponent	Time (local)	Length	Att.	Halftime	Final	Coin Toss	Kickoff/Receive	1st LA Poss.	1st Opp Poss.	Game Pants	Game Jersey	Game Helmet
Mississippi State	11:01 a.m.	2:37	22,440	14-21	28-38	Won	Kickoff	INT	TD	Red	Red	Red
Liberty	6:35 p.m.	3:17	16,231	21-14	35-14	Lose	Kickoff	Missed FG	TD	Red	Red	Red
Texas Southern	6:35 p.m.	2:57	18,183	42-6	77-6	Lose	Receive	Touchdown	Punt	Red	Red	Red
Ohio	1:00 p.m.	3:38	17,416	10-6	45-25	Won	Kickoff	Punt	Punt	White	White	Red
Georgia Southern	5:00 p.m.	2:55	19,220	17-13	31-24	Lose	Receive	Touchdown	FG	White	White	Red
Appalachian State	7:05 p.m.	3:00	21,012	7-7	7-17	Lose	Receive	Punt	Punt	Red	Red	Red
Arkansas State	6:32 p.m.	3:21	19,176	24-10	37-20	Lose	Kickoff	Punt	TD	White	White	Red
Texas State	4:06 p.m.	3:01	21,063	10-3	31-3	Won	Kickoff	Punt	Punt	Red	Red	Red
Coastal Carolina	7:32 p.m. (ET)	3:05	14,857	24-0	48-7	Lose	Receive	Touchdown	Missed FG	White	White	Red
South Alabama	4:00 p.m.	3:24	16,748	17-14	37-27	Lose	Receive	Field Goal	Touchdown	White	White	Red
Troy	4:05 p.m.	3:20	14,262	31-3	50-3	Won	Receive	Touchdown	Punt	Black	Black	Black
ULM	6:33 p.m.	3:28	14,227	21-14	31-30	Won	Kickoff	Touchdown	INT	Red	Red	Red



2019 LOUISIANA FOOTBALL INDIVIDUAL GAME-BY-GAME SEASON/CAREER HIGHS

QB		#1 Levi Lewis 5'9 • 218 • Sr. Baton Rouge, La.	Season Career	PASSING				RUSHING			
				Cmp.	Att.	Yards	TD	Int	Long	Att	Yds
RB		#4 Raymond Calais 5'9 • 218 • Sr. Breaux Bridge, La.	Season Career	RUSHING				RECEIVING			
				Att.	Yards	TD	Long	Rec.	Yards	TD	Long
		#15 Elijah Mitchell 5'11 • 217 • Jr. Erath, La.	Season Career	RUSHING				RECEIVING			
				Att.	Yards	TD	Long	Rec.	Yards	TD	Long
	#9 Trey Ragas 5'10 • 218 • R-Jr. New Orleans, La.	Season Career	RUSHING				RECEIVING				
			Att.	Yards	TD	Long	Rec.	Yards	TD	Long	
WR		#19 Jamal Bell 6'0 • 193 • Jr. Brownsboro, Texas	Season Career	RECEIVING							
				Rec.	Yards	TD	Long				
		#2 Ja'Marcus Bradley 6'1 • 195 • R-Sr. Ackerman, Miss.	Season Career	RECEIVING				RETURNS			
				Rec.	Yards	TD	Long	Att.	Yards	TD	Long
		#11 Calif Gossett 6'6 • 188 • R-Jr. Pensacola, Fla.	Season Career	RECEIVING							
				Rec.	Yards	TD	Long				
		#17 Bam Jackson 6'0 • 190 • R-Sr. Reserve, La.	Season Career	RECEIVING							
				Rec.	Yards	TD	Long				
		#29 Peter LeBlanc 6'2 • 185 • Fr. New Iberia, La.	Season Career	RECEIVING							
				Rec.	Yards	TD	Long				
	#7 Brian Smith, Jr. 6'4 • 209 • R-Jr. Lake Charles, La.	Season Career	RECEIVING								
			Rec.	Yards	TD	Long					
	#18 Jalen Williams 6'3 • 219 • R-Jr. Opelousas, La.	Season Career	RECEIVING								
			Rec.	Yards	TD	Long					
TE		#89 Hunter Bergeron 6'5 • 229 • R-So. Lafayette, La.	Season Career	RECEIVING							
				Rec.	Yards	TD	Long				
		#87 Neal Johnson 6'4 • 238 • Fr. Mesquite, Texas	Season Career	RECEIVING							
				Rec.	Yards	TD	Long				
		#24 Pearse Migl 6'1 • 230 • R-Fr. Welsh, La.	Season Career	RECEIVING							
Rec.				Yards	TD	Long					
	#22 Nick Ralston 6'1 • 240 • Grad Transfer Argyle, Texas	Season Career	RECEIVING								
			Rec.	Yards	TD	Long					
ST		#45 Kenneth Almendares 6'1 • 219 • R-Fr. Clute, Texas	Season Career	SPECIAL TEAMS							
				FGM	FGA	Long	PATM	PATA	Points	Kickoff	Yards
		#36 Stevie Artigue 5'10 • 170 • R-Sr. Lafayette, La.	Season Career	SPECIAL TEAMS							
FGM				FGA	Long	PATM	PATA	Points	Kickoff	Yards	TB
	#47 Rhys Byrns 6'0 • 182 • So. Melbourne, Australia	Season Career	SPECIAL TEAMS								
			No.	Yards	Avg.	Long	In20	TB			

2019 LOUISIANA FOOTBALL INDIVIDUAL GAME-BY-GAME SEASON/CAREER HIGHS

DL

	<b>#15 Bennie Higgins</b> 6'0 • 280 • Sr. Greenwood, Miss.		DEFENSE					
		Season	Tackles	TFL	Sacks	INT	FF	FR
		Career	4	2.0	2.0	0	0	0
	<b>#4 Zi'Yon Hill</b> 6'1 • 279 • R-So. New Iberia, La.		DEFENSE					
		Season	Tackles	TFL	Sacks	INT	FF	FR
		Career	7	1.0	1.0	0	0	0
	<b>#50 Andre Jones</b> 6'5 • 242 • R-So. Angie, La.		DEFENSE					
		Season	Tackles	TFL	Sacks	INT	FF	FR
		Career	7	2.0	1.0	0	0	0
	<b>#17 Chauncey Manac</b> 6'3 • 252 • R-Jr. Homerville, Ga.		DEFENSE					
		Season	Tackles	TFL	Sacks	INT	FF	FR
		Career	7	2.0	2.0	0	1	1
	<b>#93 Masry Mapieu</b> 6'4 • 273 • So. York, Neb.		DEFENSE					
		Season	Tackles	TFL	Sacks	INT	FF	FR
		Career	2	0	0	0	0	0
	<b>#90 Timaje Porter</b> 6'2 • 320 • So. Grand Bay, Ala.		DEFENSE					
		Season	Tackles	TFL	Sacks	INT	FF	FR
		Career	0	0	0	0	0	0

LB

	<b>#59 Jacques Boudreaux</b> 6'1 • 229 • Sr. New Orleans, La.		DEFENSE					
		Season	Tackles	TFL	Sacks	INT	FF	FR
		Career	12	1.0	0.5	0	1	0
	<b>#3 Joe Dillon</b> 6'3 • 218 • R-Jr. Tylertown, Miss.		DEFENSE					
		Season	Tackles	TFL	Sacks	INT	FF	FR
		Career	6	1.0	1.0	0	1	0
	<b>#7 Ferrod Gardner</b> 6'2 • 215 • R-Sr. Dayton, Ohio		DEFENSE					
		Season	Tackles	TFL	Sacks	INT	FF	FR
		Career	10	0.5	0.5	0	0	0
	<b>#2 Lorenzo McCaskill</b> 6'0 • 228 • R-So. Detroit, Mich.		DEFENSE					
		Season	Tackles	TFL	Sacks	INT	FF	FR
		Career	10	0.5	0.5	0	0	0
	<b>#6 Kris Moncrief</b> 6'1 • 245 • So. Raleigh, Miss.		DEFENSE					
		Season	Tackles	TFL	Sacks	INT	FF	FR
		Career	6	2.0	1.0	0	0	1
	<b>#43 Jourdan Quibodeaux</b> 6'1 • 219 • R-So. Lafayette, La.		DEFENSE					
		Season	Tackles	TFL	Sacks	INT	FF	FR
		Career	8	1.0	1.0	0	0	0

DB

	<b>#16 Percy Butler</b> 6'0 • 190 • So. Plaquemine, La.		DEFENSE					
		Season	Tackles	TFL	Sacks	INT	FF	FR
		Career	9	0	0	0	2	0
	<b>#19 Eric Garror</b> 5'9 • 180 • So. Mobile, Ala.		DEFENSE					
		Season	Tackles	TFL	Sacks	INT	FF	FR
		Career	6	0	0	0	0	0
	<b>#9 Kamar Greenhouse</b> 6'1 • 184 • R-Sr. Marksville, La.		DEFENSE					
		Season	Tackles	TFL	Sacks	INT	FF	FR
		Career	2	0	0	1	0	0
	<b>#11 Michael Jacquet III</b> 6'2 • 201 • R-Sr. Beaumont, Texas		DEFENSE					
		Season	Tackles	TFL	Sacks	INT	FF	FR
		Career	4	1	0	1	0	0
	<b>#27 Cameron Solomon</b> 5'11 • 189 • R-Jr. Ashdown, Ark.		DEFENSE					
		Season	Tackles	TFL	Sacks	INT	FF	FR
		Career	6	0	0	0	0	0
	<b>#24 Bralen Trahan</b> 6'0 • 193 • R-So. Lafayette, La.		DEFENSE					
		Season	Tackles	TFL	Sacks	INT	FF	FR
		Career	6	0.5	0	1	0	0
	<b>#25 Deuce Wallace</b> 5'10 • 207 • R-Sr. Lafayette, La.		DEFENSE					
		Season	Tackles	TFL	Sacks	INT	FF	FR
		Career	2	0	0	0	0	0
	<b>#18 Asjlin Washington</b> 6'1 • 177 • So. Houston, Texas		DEFENSE					
		Season	Tackles	TFL	Sacks	INT	FF	FR
		Career	6	1	1	1	1	0

## 2019 LOUISIANA FOOTBALL PRESEASON HONORS

### Sun Belt Player of the Week

Week 12 - Jacques Boudreaux (ILB)  
 Week 7 - Raymond Calais (RB)  
 Week 6 - Rhys Byrns (P)  
 Week 5 - Jacques Boudreaux (ILB)  
 Week 4 - Elijah Mitchell (RB)

### First Team (Sun Belt)

WR - Ja'Marcus Bradley (Louisiana, RS-Senior) §  
 OL - Kevin Dotson (Louisiana, RS-Senior) \*^  
 OL - Robert Hunt (Louisiana, RS-Senior) #

### Second Team (Sun Belt)

RB - Elijah Mitchell (Louisiana, Junior) #  
 RB - Trey Ragas (Louisiana, RS-Junior) \*\$  
 DL - Zi'Yon Hill (Louisiana, RS-Sophomore) §  
 DB - Michael Jacquet III (Louisiana, RS-Senior)

### Phil Steele

#### First Team

Ja'Marcus Bradley  
 Kevin Dotson  
 Robert Hunt  
 Zi'Yon Hill

#### Second team

Elijah Mitchell  
 Johnny Lumpkin  
 Michael Jacquet III  
 Jacques Boudreaux  
 Raymond Calais (KR)

#### Third Team

Trey Ragas  
 Chauncey Manac  
 Bennie Higgins

#### Fourth Team

Raymond Calais (RB)  
 Jarrod Jackson  
 Ferrod Gardner

### Athlon

#### Frist Team

Trey Ragas  
 Robert Hunt  
 Kevin Dotson  
 Raymond Calais

#### Second Team

Elijah Mitchell  
 Ja'Marcus Bradley  
 Bennie Higgins  
 Jacques Boudreaux

#### Third Team

Raymond Calais (RB)  
 Cole Prudhomme  
 Zi'Yon Hill  
 Chauncey Manac

#### Fourth Team

Joe Dillon  
 Michael Jacquet III  
 Stevie Artigue

### Preseason Award Watch Lists

#### Doak Walker

Elijah Mitchell  
 Trey Ragas

#### Mackey Award

Johnny Lumpkin

#### Outland Trophy

Kevin Dotson

#### Wuerffel Trophy

Deuce Wallace

### AP TOP 25 (WEEK 15)

RK	Team	Rec	Pts	LW
1	LSU (40)	12-0	1,528	1
2	Ohio State (19)	12-0	1,498	2
3	Clemson (3)	12-0	1,437	3
4	Georiga	11-1	1,356	4
5	Utah	11-1	1,275	6
6	Oklahoma	11-1	1,257	7
7	Florida	10-2	1,135	8
8	Baylor	11-1	1,074	11
9	Alabama	10-2	995	5
10	Wisconsin	10-2	971	13
11	Auburn	9-3	957	16
12	Penn State	10-2	890	12
13	Oregon	10-2	799	14
14	Notre Dame	10-2	734	15
15	Minnesota	10-2	683	9
16	Memphis	11-1	615	17
17	Michigan	9-3	603	10
18	Iowa	9-3	537	19
19	Boise State	11-1	463	20
20	Appalachian State	11-1	288	22
21	Cincinnati	10-2	237	18
22	Virginia	9-3	231	NR
23	Navy	9-2	216	24
24	USC	8-4	157	25
25	Air Force	10-2	65	NR

### COACHES POLL (WEEK 14)

RK	Team	Rec	Pts	LW
1	LSU (52)	12-0	1,577	1
2	Ohio State (7)	12-0	1,548	2
3	Clemson (4)	12-0	1,482	3
4	Georgia	11-1	1,394	4
5	Utah	11-1	1,326	5
6	Oklahoma	11-1	1,294	8
7	Florida	10-2	1,135	7
8	Baylor	11-1	1,117	10
9	Alabama	10-2	1,068	11
10	Wisconsin	10-2	952	13
11	Penn State	10-2	946	12
12	Auburn	9-3	897	9
13	Oregon	10-2	878	6
14	Notre Dame	10-2	776	14
15	Minnesota	10-2	688	15
16	Memphis	11-1	630	16
17	Boise State	11-1	558	17
18	Michigan	9-3	542	18
19	Iowa	9-3	502	19
20	Appalachian State	11-1	331	20
21	Cincinnati	10-2	283	23
22	Virginia	9-3	192	22
23	Navy	9-2	188	NR
24	USC	8-4	171	NR
25	Air Force	10-2	129	NR

## 2019 LOUISIANA FOOTBALL RECORDS

### TEAM PASSING RECORDS

#### Most Attempts

Game.....67 at North Texas (2001)  
Season.....456 (2011)

#### Most Completions

Game.....37 at Middle Tennessee (2003)  
Season.....266 (2011)

#### Highest Completion Percentage

Game.....86.7 (26-of-30) at Coastal Carolina (2019)  
Season.....64.3 (238-of-370) (2014)

#### Most Yards Gained

Game.....473 vs. ULM (2003)  
Season.....3,503 (2011)

#### Most Touchdown Passes

Game.....5 vs. New Mexico State (2018)  
Season.....25 (2011)

#### Most Interceptions Thrown

Game.....7 vs. Tennessee State (1970)  
Season.....25 (1979)

### INDIVIDUAL PASSING RECORDS

#### Most Attempts

Game.....66 by Jon Van Cleave at North Texas (2001)  
Season.....407 by Jon Van Cleave (2001)  
Career.....1,246 by Jake Delhomme (1993-96)

#### Most Completions

Game.....37 by Jerry Babb at Middle Tennessee (2003)  
Season.....224 by Jon Van Cleave (2001)  
Career.....665 by Jake Delhomme (1993-96)

#### Highest Completion Percentage

Game.....86.7 by Levi Lewis at Coastal Carolina (2019)  
Season.....65.4 by Terrance Broadway (2012)  
Career.....63.7 by Blaine Gautier (2012-14)

#### Most Yards Gained

Game.....473 by Eric Rekieta vs. ULM (2003)  
Season.....2,958 by Blaine Gautier (2011)  
Career.....9,216 by Jake Delhomme (1993-96)

#### Most Touchdown Passes

Game.....5 by Andre Nunez (2018)  
Season.....23 by Blaine Gautier (2011)  
Career.....64 by Jake Delhomme (1993-96)

#### Most Interceptions Thrown

Game.....7 by George Coussan vs. Tennessee St. (1970)  
Season.....21 by Phil Reynolds (1980)  
Career.....57 by Jake Delhomme (1993-96)

#### Most 200-Yard Games

Season.....10 by Jake Delhomme (1996)  
Career.....26 by Jake Delhomme (1993-96)

#### Highest Efficiency Rating

Season.....153.6 by Blaine Gautier (2011)  
Career.....143.49 by Terrance Broadway (2012-14)

#### Longest Passes

95.... Randy Fontenot vs. Chattanooga, 1974 (TD)  
92.... Brian Mitchell vs. Central Michigan, 1989 (TD)  
91.... Brad McGuire vs. Troy, 2009 (TD)  
86.... Blaine Gautier vs. Lamar, 2012  
86.... Don Wallace vs. Rice, 1983 (TD)  
86.... Roy Henry at Cincinnati, 1975 (TD)  
84.... Dwight Prudhomme at Texas-Arlington, 1982 (TD)  
83.... David Guidry vs. Lamar, 1978 (TD)  
82.... Michael Desormeaux vs. FIU, 2008  
82.... Chris Masson at North Texas, 2010 (TD)  
81.... Terrance Broadway vs. ULM, 2012 (TD)

### TEAM RUSHING RECORDS

#### Most Attempts

Game.....72 vs. East Carolina (1985), at Tulane (1990)  
Season.....588 (1972)

#### Most Net Yards

Game.....556 at ULM (2008)  
Season.....3,164 (533 att.) (2008)

#### Most Touchdowns Rushing

Game.....8 vs. Texas Southern (2019)  
.....8 vs. Nicholls State (2013)  
.....8 vs. Arkansas State (2014)  
Season.....34 (2005)

#### Highest Average Per Game

Season.....263.7 (2008) (3,164 yards in 12 games)

### INDIVIDUAL RUSHING RECORDS

#### Most Attempts

RB Game.....38 by Elijah McGuire at Tulane (2016)  
QB Game.....29 by Brian Mitchell vs. Lamar (1989)

RB Season.....232 by Elijah McGuire (2016)  
QB Season.....237 by Brian Mitchell (1989)

RB Career.....808 by Tyrell Fenroy (2005-08)  
QB Career.....678 by Brian Mitchell (1986-89)

#### Most Net Yards

RB Game.....297 by Tyrell Fenroy at ULM (2008)  
QB Game.....271 by Brian Mitchell vs. Colorado St. (1987)

RB Season.....1,375 by Tyrell Fenroy (2008)  
QB Season.....1,311 by Brian Mitchell (1989)

RB Career.....4,646 by Tyrell Fenroy (2005-08)  
QB Career.....3,335 by Brian Mitchell (1986-89)

#### Most Touchdowns

RB Game.....5 by Alonzo Harris vs. NM State (2013);  
.....5 by Elijah McGuire vs. Northwestern State (2015)  
QB Game.....5 by Brian Mitchell vs. Lamar (1989)

RB Season.....19 by Tyrell Fenroy (2008)  
QB Season.....19 by Brian Mitchell (1989)

RB Career.....48 by Tyrell Fenroy (2005-08)  
QB Career.....47 by Brian Mitchell (1986-89)

#### Most 100-Yard Games

RB Season.....7 by Trey Ragas (2018)  
QB Season.....7 by Brian Mitchell (1989)

RB Career.....22 by Tyrell Fenroy (2005-08)  
QB Career.....14 by Brian Mitchell (1986-89)

#### Most Consecutive 100-Yard Games

RB.....4 by Tyrell Fenroy (2005, 2007)  
.....4 by Marcus Prier (1995)  
QB.....4 by Brian Mitchell (1989)

#### Longest Runs

92 by Raymond Calais vs. Georgia State, 2018 (TD)  
90 by Reggie Dupre at Southeastern Louisiana, 1971  
89 by Tyrell Fenroy at ULM, 2008 (TD)  
88 by Elijah McGuire vs. Northwestern State, 2015 (TD)  
87 by Jason Chery at ULM, 2008 (TD)  
86 by Michael Desormeaux at Middle Tennessee, 2007  
85 by Keener Cagle at Louisiana Tech, 1925 (TD)  
84 by F.G. Mixon at Stephen F. Austin, 1951 (TD)  
**83 by Raymond Calais vs. ULM, 2019 (TD)**  
83 by Lynn Hernandez at ULM, 1959 (TD)  
83 by Keener Cagle vs. Northwestern State, 1924 (TD)  
81 by Jason Chery at North Texas, 2008 (TD)  
80 by Blaine Gautier at Middle Tennessee, 2011 (TD)  
80 by Tyrell Fenroy at ULM, 2008 (TD)  
80 by Jason Chery vs. Troy, 2007 (TD)  
80 by Jerry Babb at Kansas State, 2004  
80 by Mike Northcutt vs. Texas-Arlington, 1975 (TD)  
80 by F.G. Mixon at Louisiana College, 1950 (TD)  
**80 by Raymond Calais at Arkansas State, 2019 (TD)**  
**80 by Chris Smith vs. Troy, 2019 (TD)**

### INDIVIDUAL RECEIVING RECORDS

#### Most Receptions

WR Game.....14 by Nick Dugas at Arkansas St. (2001)  
RB Game.....10 by Elijah McGuire at Boise State (2014)  
Half.....9 by Keenan Barnes (1st) at Texas A&M (2017)  
.....Brandon Stokley (2nd) vs. La. Tech (1995)  
Quarter.....6 by Donald Richard (3rd) at Tulane (1995)  
.....Brandon Stokely (1st) vs. Southern Miss (1995)

WR Season.....81 by Brandon Stokley (1996)  
RB Season.....45 by Elijah McGuire (2014)

WR Career.....241 by Brandon Stokley (1995-98)  
RB Career.....129 by Elijah McGuire (2013-16)

#### Most Yards Gained

WR Game.....220 by Willie Culpepper at McNeese (1986)  
RB Game.....125 by Elijah McGuire at Georgia St. (2013)

WR Season.....1,173 by Brandon Stokley (1998)  
RB Season.....516 by Wayde Butler (1989)

WR Career.....3,702 by Brandon Stokley (1995-98)  
RB Career.....1,383 by Elijah McGuire (2013-16)

#### Most Touchdowns

Game.....3, 6 Times  
.....Last by Ja'Marcus Bradley vs. South Alabama (2018)  
Season.....10, 3 Times  
.....Ja'Marcus Bradley (2018)  
.....Donald Richard (1996)  
.....Dave Oliver (1976)  
Career.....25 by Brandon Stokley (1995-98)

#### Most 100-Yard Games

Season.....7 by Brandon Stokley (1995)  
Career.....18 by Brandon Stokley (1995-98)

#### Most Receptions by Running Back

Game  
1.....10 by Elijah McGuire (10/20/15)  
.....10 (106) Elijah McGuire (9/20/14)  
2.....9 (90) by Elijah McGuire (11/1/14)  
.....9 (65) by Ivan Taylor (11/10/01)

Season  
1.....45 (468) by Elijah McGuire (2014)  
2.....43 (398) by Wayde Butler (1990)  
3.....41 (516) by Wayde Butler (1989)

Career  
1.....129 (1,383) by Elijah McGuire (2013-16)  
2.....84 (914) by Wayde Butler (1989-90)  
3.....60 (585) by Tyrell Fenroy (2005-08)  
.....60 (497) by Dwayne Williams (1983-86)

#### Longest Receptions

95.....Harold Porter vs. Chattanooga, 1974 (TD)  
92.....Troy Tauriac vs. Central Michigan, 1989 (TD)  
91.....Ladarius Green vs. Troy, 2009 (TD)  
86.....Jamal Robinson vs. Lamar, 2012  
86.....Clarence Verdin vs. Rice, 1983 (TD)  
86.....Dave Oliver at Cincinnati, 1975 (TD)  
84.....Clarence Verdin at Texas-Arlington, 1982 (TD)  
83.....Rodney Smith vs. Lamar, 1978 (TD)  
82.....Richie Falgout vs. FIU, 2008  
82.....Aaron Spikes vs. North Texas, 2010  
81.....Jamal Robinson vs. ULM, 2012 (TD)

## 2019 LOUISIANA FOOTBALL RECORDS

### TEAM SCORING RECORDS

#### Most Points Scored

Game	107 vs. Patterson (1918)
<b>Modern Record</b>	<b>77 vs. Texas Southern (2019)</b>
Season	461 (35.4ppg) (2012)

#### Most Touchdowns Scored

<b>Game</b>	<b>11 vs. Texas Southern (2019)</b>
Modern Record	10 vs. Nicholls State (2013)
Season	59 (2013)

#### Most Field Goals Made

Game	5 vs. SJSU (1974), Central Michigan (1989)
Season	20 (2012)

#### Most Field Goals Attempted

Game	6 vs. SJSU (1974); Central Michigan (1989)
Season	26 (1974)

#### Most Extra Points Made

<b>Game</b>	<b>11 (made 11) vs. Texas Southern (2019)</b>
Season	53 (56 attempts) (2012)

#### Most Extra Points Attempted

<b>Game</b>	<b>11 (made 11) vs. Texas Southern (2019)</b>
	10 (made 10) vs. Nicholls State (2013)
Season	56 (made 53) (2012)

### INDIVIDUAL RECORDS

#### Most Touchdowns Scored

Game	5 by Alonzo Harris vs. NM State (2013)
	Jason Chery at North Texas (2008)
	Brian Mitchell vs. Lamar (1989)
	Jim Barton vs. Delta State (1968)
Season	19 by Tyrell Fenroy (2008)
	Brian Mitchell (1989)
Career	49 by Tyrell Fenroy (2005-08)

#### Most Extra Points Attempted

<b>Game</b>	<b>11 by Stevie Artigue vs. Texas Southern (2019)</b>
	Al Hatteberg vs. Troy (1946)
Season	56 by Stephen Brauchle (2013)
Career	129 by Brett Baer (2010-12)

#### Most Extra Points Made

<b>Game</b>	<b>11 by Stevie Artigue vs. Texas Southern (2019)</b>
Season	54 by Kyle Pfau (2018)
	Stephen Brauchle (2013)
Career	121 by Brett Baer (2010-12)

#### Most Field Goals Attempted

Game	6 by Mike Lemoine vs. Central Michigan (1989)
	Rafael Septien vs. San Jose State (1974)
Season	26 by Rafael Septien (1974)
Career	78 by Patrick Broussard (1984-87)

#### Most Field Goals Made

Game	5 by Mike Lemoine vs. Central Michigan (1989)
	Rafael Septien vs. San Jose State (1974)
Season	20 by Brett Baer (2012)
Career	45 by Brett Baer (2010-12)
	45 by John Roveto (1977-79)

#### Most Points Scored

Game	30 by Alonzo Harris vs. NM State (2013)
	Jason Chery at North Texas (2008)
	Brian Mitchell vs. Lamar (1989)
	Jim Barton vs. Delta State (1968)
Season	114 by Tyrell Fenroy (2008)
	Brian Mitchell (1989)
Career	294 by Tyrell Fenroy (2005-08)

### TEAM KICKING RECORDS

#### Most Points Scored by Kicking

Game	16 by Brett Baer vs. Lamar (2012)
	Mike Lemoine vs. Central Michigan (1989)
	Rafael Septien vs. San Jose State (1974)
Season	113 (20 fg, 53 pat) by Brett Baer (2012)
Career	256 (45 fg, 121 pat) by Brett Baer (2010-12)

#### Most 50-Yard Field Goals

Game	2 by Mike Shafer vs. New Mexico State (1995)
	Rafael Septien vs. Arkansas State (1976)
	Rafael Septien vs. Lamar (1974)
Season	4 by Rafael Septien (1974)
Career	9 by Rafael Septien (1974-76)

#### Most Consecutive Field Goals Made

18 by Brett Baer (2011-12)

#### Most Consecutive Extra Points Made

55 by Mike Lemoine (1988-90)

#### Longest Field Goal Made (Home)

57 by Rafael Septien vs. Lamar (1974)

#### Longest Field Goal Made (Away)

52	by Brett Baer vs. East Carolina (2012)
52	by Mike Shafer at Southern Miss (1994)
52	by John Roveto at Northwestern State (1978)
52	by Rafael Septien at Cincinnati (1975)

#### All-Time 50-Yard Field Goals

1.	57	Rafael Septien vs. Lamar, 1974
2.	55	Rafael Septien vs. Arkansas State, 1976
	55	Rafael Septien vs. Texas-Arlington, 1975
4.	53	Mike Shafer vs. New Mexico State, 1995
	53	Patrick Broussard vs. Idaho State, 1985
	53	Rafael Septien vs. Arkansas State, 1976
7.	52	Kyle Pfau vs. Arkansas State, 2018
	52	Brett Baer vs. East Carolina, 2012
	52	Mike Shafer vs. New Mexico State, 1995
	52	Mike Shafer at Southern Miss, 1994
	52	John Roveto at Northwestern State, 1978
	52	Rafael Septien vs. Arkansas State, 1976
	52	Rafael Septien at Cincinnati, 1975
	52	Rafael Septien vs. Southern Illinois, 1975
	52	Rafael Septien vs. Lamar, 1974
16.	51	Stevie Artigue at Arkansas State, 2017
	51	Drew Edmiston at Houston, 2006
18.	50	Brett Baer vs. San Diego State, 2011
	50	Sean Comiskey at ULM, 2002
	50	Richie Cunningham at Southern Illinois, 1991
	50	Mike Lemoine at Southern Miss, 1989
	50	Patrick Broussard at Wichita State, 1985
	50	Rafael Septien at Tulane, 1974

### TEAM PUNTING RECORDS

#### Most Punts

Game	14 at Southeastern Louisiana (1967)
Season	89 (1978)

#### Most Yards

Game	580 at Southeastern Louisiana (1967)
Season	3,213 (1998)

#### Highest Average

Game	54.8 vs. Southern (2014)
Season	42.9 (13 games) (2014)

### INDIVIDUAL RECORDS

#### Most Punts

Game	14 by Roy Pendergraft at Southeastern La. (1967)
Season	81 by Grant Autrey (2000)
Career	251 by Grant Autrey (1999-2003)

#### Most Yards

Game	580 by Roy Pendergraft at Southeastern La. (1967)
Season	3,213 by Chris Shaw (1998)
Career	9,636 by Grant Autrey (1999-2003)

#### Highest Average

Game	54.8 by Daniel Cadona vs. Southern (2014)
	(4 punts for 219 yards)
Season	42.9 by Daniel Cadona (2014)
	(58 punts for 2,486 yards)
Career	43.3 by Steven Coutts (2015-16)
	(123 punts for 5,326 yards)

#### Longest Punts

88,	Wayne Kingery at Northwestern State (1948)
79,	Steve Gossen vs. Louisiana Tech (1959)
79,	Randy Baggett at Tennessee (1992)
77,	Daniel Cadona vs. Southern (2014)
75,	Charles Copes (1952)
73,	Kim Hebert, vs. Northern Illinois (1989)
73,	Mike Jones vs. Texas Tech (1996)

## 2019 LOUISIANA FOOTBALL RECORDS

### TEAM DEFENSIVE RECORDS

#### Most Sacks

Game	9 at Middle Tennessee (2005)
Season	44 (1993)

#### Most Yardage Lost on Sacks

Game	62 at Middle Tennessee (2005)
Season	314 (1993)

#### Fewest Yards Allowed

Game	57 vs. Nicholls State (2001)
Season	2,108 (1965)

#### Fewest Rushing Yards Allowed

Game	-39 at ULM (2014)
Season	975 (1993)

#### Fewest Passing Yards Allowed

Game	-3 at Arkansas State (1981)
Season	765 (1963)

#### Fewest Points Allowed

Season	85 (1965)
--------	-----------

#### Lowest Average Points Allowed

Season	8.5 (85 points in 10 games) (1965)
--------	------------------------------------

#### Most Shutouts

Season	8 (1917)
--------	----------

### INDIVIDUAL RECORDS

#### Most Tackles

Game	30 by Frank Bartley (LB) vs. SIU (1978)
Season	208 by Frank Bartley (LB) (1978)
Career	386 by Steve Spinella (LB) (1982-85)

#### Most Tackles by a Lineman

Game	21 by Dale Thomas vs. Arkansas State (1978)
Season	103 by Randy Thomas (1980)
Career	311 by Dale Thomas (1977-80)

#### Most Tackles by a Defensive Back

Game	21 by Damon Mason vs. Houston (1996)
	21 by Thomas King at Oklahoma State (1987)
Season	135 by Damon Mason (1996)
Career	347 by Orlando Thomas (1991-94)

#### Most Tackles for Loss

Game	5 by Christian Ringo at ULM (-18 yards) (2014)
	5 by Jeff Mitchell at N. Illinois (-26 yards) (1993)
Season	21 by Jeff Mitchell (-119 yards) (1993)
Career	45 by Jeff Mitchell (-227 yards) (1992-95)

#### Most Yardage Lost on Tackles

Game	26 by Jeff Mitchell at Northern Illinois (1993)
Season	119 by Jeff Mitchell (1993)
Career	227 by Jeff Mitchell (1992-95)

#### Most Sacks

Game	4 by Rodney Hardeway at MTSU (2007)
Season	11.5 by Christian Ringo (-86 yards) (2014)
Career	21 by Christian Ringo (-145 yards) (2011-14)
	21 by Jeff Mitchell (-153 yards) (1992-95)

#### Most Yardage Lost on Sacks

Game	31 by Conrad Lewis vs. Memphis (1993)
Season	86 by Christian Ringo (2014)
Career	153 by Jeff Mitchell (1992-95)

#### Defensive Extra Points

Charles Tillman	Sept. 30, 2000 at UAB
Dwight Bentley	Oct. 24, 2009 vs. Florida Atlantic
Corey Trim	Nov. 8, 2014 at New Mexico State

### TEAM DEFENSIVE RECORDS

#### Most Interceptions

Game	7 at ULM (1970)
Season	28 (1970)

#### Most Return Yards

Game	117 vs. Texas-Arlington (1977)
Season	455 (2011)

### INDIVIDUAL RECORDS

#### Most Interceptions

Game	4 by Mike McDonald at ULM (1970)
Season	9 by Orlando Thomas (1993)
	Mike McDonald (1970)
	Ed Pratt (1965)
Career	21 by Mike McDonald (1968-71)

#### Most Return Yards

Game:	105 by Luther Perrin vs. Stephen F. Austin (1934)
Season:	227 (6 int) by Ron Irving (1977)
Career:	384 (19 int) by Rob Irving (1976-78)

#### Most Interceptions Returned for Touchdown

Game:	1, many times
	last by Savion Brown (85 yards)
	at South Alabama (2015)

#### Longest Interception Returns

105	Luther Perrin vs. Stephen F. Austin (1934) (TD)
99	Al Riles at WKU (2013) (TD)
90	Ron Irvin at Arkansas State (1977) (TD)
89	Melvin White vs. Troy (2011) (TD)
85	Savion Brown at South Alabama (2015) (TD)
83	Gerald Rooney vs. McNeese State (1953) (TD)
82	Corey Trim vs. Tulane (N.O.B.) (2013) (TD)
79	Jack Herron vs. East Texas Baptist (1950) (TD)
79	Michael Adams vs. Middle Tennessee (2006) (TD)
70	Dwight Bentley vs. North Texas (2009) (TD)
66	Lindsey Landry vs. Hardin-Simmons (1963)

### SEASON

#### Interceptions

1.	9	Orlando Thomas	1993
	9	Mike McDonald	1970
	9	Ed Pratt	1965
4.	8	Ron Irving	1976
	8	Mike McDonald	1968

#### Interception Return Yards

1.	227	Ron Irving	1977
2.	160	Mike McDonald	1968
3.	140	Mike McDonald	1970
4.	131	Ron Irving	1978
5.	110	Jemarlous Moten	2011

### CAREER

#### Interceptions

1.	21	Mike McDonald	1968-71
2.	19	Ron Irving	1976-78
3.	18	Orlando Thomas	1991-94
4.	17	Ed Pratt	1964-67
5.	12	Charles Tillman	1999-02

#### Interception Return Yards

1.	384	Ron Irving	1976-78
2.	380	Mike McDonald	1968-71
3.	347	Orlando Thomas	1991-94
4.	198	Dwight Bentley	2008-11
5.	185	Ed Pratt	1964-67

**RAGIN' CAJUNS VS. RANKED OPPONENTS**

Record vs. Ranked Opponents: 1-28  
 Home Games: 1-1  
 Road Games: 0-26  
 Current Streak: L19

Date	School	Rk.	Result
9/7/85	at Auburn	2	L, 7-49
10/9/85	at Florida	5	L, 0-45
10/3/87	at Alabama	17	L, 10-38
11/12/88	at Alabama	18	L, 0-17
10/14/89	at Alabama	11	L, 17-24
9/5/92	at Tennessee	22	L, 3-38
11//93	at Florida	9	L, 14-61
11/11/95	at Arkansas	15	L, 13-24
8/31/96	at Florida	4	L, 21-55
9/14/96	Texas A&M	25	W, 29-22
11/8/97	at Washington State	16	L, 7-77
10/31/98	at Tulane	19	L, 20-72
11/13/99	at Southern Miss	21	L, 0-48
9/9/00	at Texas	6	L, 10-52
8/31/02	at Texas A&M	23	L, 7-31
10/5/02	at LSU	21	L, 0-48
9/3/05	at Texas	2	L, 3-60
9/2/06	at LSU	8	L, 3-45
11/3/07	at Tennessee	24	L, 7-59
9/13/08	at Illinois	24	L, 17-20
9/19/09	at LSU	9	L, 3-31
9/26/09	at Nebraska	25	L, 0-55
9/4/10	at Georgia	23	L, 7-55
10/8/10	Oklahoma State	22	L, 28-54
9/3/11	at Oklahoma State	9	L, 34-61
11/10/12	at Florida	7	L, 20-27
9/13/14	at Ole Miss	14	L, 15-56
9/15/18	at Mississippi State	16	L, 10-56
9/29/18	at Alabama	1	L, 14-56

**2019 LOUISIANA FOOTBALL CAJUN FIELD RECORDS****Individual Records****Rushed for 100 yards – Elijah Mitchell (102) & Raymond Calais (107) vs. ULM, 11/30/19**

Rushed for 200 yards – 223, Elijah McGuire vs South Alabama, 9/17/2016

Rushed for 250 yards – 265, Elijah McGuire vs. Arkansas State, 10/21/14

QB Rushed for 100 yards – 129, Levi Lewis at South Alabama, 11/04/17

Passed for 300 yards – 315, Andre Nunez vs. New Mexico State, 10/13/18

Passed for 400 yards – 470, Blaine Gautier vs. San Diego State, 12/17/2011

Passed for 500 yards – NEVER HAPPENED

**Had 100 yards receiving – 127, Ja'Marcus Bradley vs. ULM, 11/30/19**

Had 150 yards receiving – 183, Jamal Robinson vs. New Mexico State, 11/21/2015

Had 200 yards receiving – 201, Fred Stamps at Middle Tennessee, 11/15/2003

Returned conventional kick off for a TD - Raymond Calais, vs. Southeastern La., 09/02/17

Returned kickoff 100 yards - Raymond Calais, vs. Southeastern La., 09/02/17 (100 yards)

Returned punt for TD - Darryl Surgent vs. San Diego State, 2011 (87 yards)

Returned INT for TD - Taboris Lee, vs. Arkansas State, 2016 (17 yards)

Returned a fumble for TD - Otha Peters, at ULM, 2016 (29 yards)

Returned PAT for a score - Joe Dillon, vs. Southeastern Louisiana 09/02/17

**Rushed for three TDs – 3, Elijah Mitchell at Ohio, 9/21/2019**

Rushed for four TDs – 4, Alonzo Harris & Elijah McGuire vs. Arkansas State 10/21/2014

Rushed for five TDs – 5, Elijah McGuire vs. Northwestern State, 9/12/2015

Threw four TD passes – 4, Terrance Broadway at Georgia State, 11/16/2013

Threw five TD passes – 5, Andre Nunez vs. New Mexico State, 10/13/18

Caught three TD passes – 3, Ja'Marucs Bradley vs. South Alabama, 11/17/2018

Made four FGs - 4, Stevie Artigue at Tulane, 09/24/16

**Had an 80-yard run – 83, Raymond Calais vs. ULM, 11/30/19**

Had an 80-yard completion – 80, Elijah McGuire at Georgia State, 11/16/2013

Recorded three sacks – 3, Trevara Miller vs. McNeese State, 09/10/16

Forced two fumbles – 2, Tre'maine Lightfoot at New Mexico State, 10/1/16

Intercepted two passes – 2, Tracy Walker at New Mecico State, 11/08/14

Made a 50-yard FG – 52, Kyle Pfau vs. Arkansas State, 10/27/18

**Team Records**

Shut out an opponent - 9/1/12 vs. Lamar (40-0)

**Rushed for more than 300 yards – 315, at Arkansas State 10/17/19****Rushed for more than 400 yards – 440, vs. Texas Southern 9/14/19**

Passed for more than 400 yards -415, Andre Nunez (315) & Levi Lewis (100) vs. NMST, 10/13/18

**Had more than 500 yards total offense – 598, vs. Troy 11/23/19 (254 rush, 344 pass)**

Had more than 600 yards total offense – 620, vs. Nicholls State, 9/14/13 (456 rush & 164 pass)

**Had more than 700 yards total offense – 748, vs. Texas Southern (440 rush, 308 pass), 9/14/19****Scored 50 points – 53, vs. Troy, 11/23/19 Final: W, 53-3**

Scored 60 points – 66, vs. New Mexico State 10/13/18 Final: W, 66-38

**Scored 70 points – 77, vs. Texas Southern 09/14/19 Final: Final: W, 77-6**

Failed to rush for 100 yards – 84, Tulane, 12/15/2018

Failed to pass for 100 yards – 85, App State, 12/1/2018

**Held opponent to fewer than 100 yards rushing – 72, Texas Southern, 9/14/2019****Held opponent to fewer than 100 yards passing - 37, Georgia Southern, 9/29/2019****Held opponent without a TD – 77-6 vs. Texas Southern, 9/14/19****Scored a safety – Jourdan Quibodeaux vs. Troy, 11/23/19****Committed no turnovers – vs. ULM, 11/30/19**

Forced opponent into five turnovers – 5, at ULM, 12/3/16

Committed no penalties – at ULM 11/15/14

Blocked a punt - Shay LaPorte at Tulane, 9/24/16

Blocked a field goal - Le'Marcus Gibson vs. North Texas, 2011

Returned blocked FG for TD - Melvin White vs. Nicholls State, 2011 (68 yards)

Blocked a PAT - Romaine Douglas vs. Texas State, 2015

Attempted 2-pt conversion – Andre Nunez pass failed vs. Georgia State, 11/10/18

**Attempted onside kick – vs. Mississippi State, 8/31/19 (Went out of bounds)****Two players w/ 100 yards rushing – Elijah Mitchell (102) & Raymond Calais (107) vs. ULM, 11/30/19****Two players w/ 100 yards passing – Levi Lewis (181) & Jaiave Magalei (103) vs. Texas Southern 9/14/19**

Two players with 100 yards receiving – Jarrod "Bam" Jackson (129) & Elijah Mitchell (121) vs. Arkansas State, 10/27/18

Lost OT game – L, 50-56 (2OT) vs. ULM, 9/23/17

Won OT game – W, 31-28 vs. Troy 10/29/05

Won game on last play - Brett Baer 50 yd field goal at 0:00 vs. San Diego State, 12/17/11

Lost game on last play - Jelani Jenkins 36 yd blocked punt return at 0:02 at Florida, 11/10/12

Rallied from down 14 to win - 9/23/17 vs. ULM, tied game after trailing 43-22 at 9:35 mark of 4th quarter

Beat ranked opponent – 9/14/96 vs. Texas A&M, 29-22

## 2019 LOUISIANA FOOTBALL CAJUN FIELD RECORDS



Cajun Field has served as the home of Ragin' Cajuns football since September 1971. Louisiana holds a 134-111-2 all-time record on its home field with winning records in 32 of the 48 seasons.

The Cajuns set the school single-season records for total attendance (145,854) and average attendance (29,171) in 2011. Included in those totals were five of the top 15 crowds all-time, including a Sun Belt Conference record 32,823 vs. North Texas on Oct. 15, 2011.

Louisiana was the Sun Belt attendance champion in 2004, 2008, 2011, 2013 and 2014.

Cajun Field hosted the 1,000th Cajuns game in school history on Nov. 1, 2008 before a then-Sun Belt record crowd of 29,031.

Louisiana has enjoyed plenty of memorable moments since the venue opened in 1971.

The greatest of those moments came during the 1996 season when the Ragin' Cajuns opened their 26th season in the facility with the biggest upset in school history, a 29-22 victory over No. 25 Texas A&M in front of a then-record crowd of 38,783 fans.

That mark surpassed the previous record crowd of 36,133 that saw the Cajuns face the Alabama Crimson Tide on Oct. 6, 1990.

Cajun Field has been the site of much success with four consecutive 4-1 records from 1993-96. The school record for wins at Cajun Field in a season is seven, set during the 1976 season, one of three undefeated seasons (1976, 1980 and 1987) at Cajun Field.

Cajun Field boasts 2,577 chairback seats and additional seating to the capacity of another 38,849 giving the facility a total seating capacity of 41,426.

In 2014, the south endzone was closed in to create more seating, adding 5,000 seats to the stadium capacity.

General admission seating is available on the hill in the north end zone to give fans the opportunity to overflow the stadium.

In the summer of 2008, Cajun Field removed its long-standing natural grass and entered a new era with a synthetic playing surface.

Cajun Field was built in time for the 1971 football season. The characteristics which helped create the name and traditions have been there since the initial construction.

For the first 17 years, Louisiana's football stadium was simply known as Cajun Field. In the summer of 1988, then-Strength & Conditioning Coach Mickey Faulkinberry suggested referring to Cajun Field as "The Swamp".

The name stuck for various reasons. To start, the field surface is set two feet below sea level in a natural bowl. In addition to providing a picturesque surrounding, the sunken facility allows most fans to walk down to their stadium seats. The Cajuns and their opponents must enter Cajun Field through a long tunnel from the Cox Communications Athletic Center.

"The Swamp" nickname also fits in with the geographic makeup of the area, with its many surrounding bayous and wetlands, as well as the close proximity to the Gulf of Mexico, which lies just 30 miles south.

In fact, a popular gathering place for Louisiana students and a regular stop for visitors is the small swamp located in the heart of Louisiana's main campus, which sits adjacent to the Student Union. Ironically, the on-campus swamp, officially named Cypress Lake, lays over the original football field that existed during the early 1900's, adding to the distinct nickname.

The National Wetlands Center, a nationally renown research facility that Louisiana hosts and administers, is located less than a half-mile from Cajun Field.

### Cajun Field at a Glance

Playing Surface.....	Matrix Turf
Seating Capacity.....	41,264
Record at Cajun Field .....	139-112-2 (.549)
1971-79.....	28-28-1 (.500)
1980-89.....	35-14 (.714)
1990-99.....	24-24-1 (.500)
2000-09.....	26-28 (.500)
2010-.....	26-18 (.591)
Sun Belt Conference Record.....	30-25 (.545)
Record in Home Openers .....	26-22 (.532)
Herbert Heymann Classic Record.....	11-4 (.714)
.500 or Better Seasons .....	32
Longest Winning Streak.....	11 games
(Sept. 11, 1976-Oct. 15, 1977)	
Longest Losing Streak.....	7 games
(Sept. 6, 1997-Sept. 12, 1998)	
Most Wins, Season.....	7 (1976, 7-0)
Most Losses, Season .....	6 (1997, 0-6)
First Game .....	Sept. 25, 1971, vs. Santa Clara, W, 21-0
<b>Largest Margin of Victory .....</b>	<b>71 pts. - Sept. 14, 2019</b>
	<b>vs. Texas Southern, W, 77-6</b>
<b>Most Points .....</b>	<b>77 pts. - Sept. 14, 2019</b>
	<b>vs. Texas Southern, W, 77-7</b>
Most Points (Both).....	106 pts. - Sept. 23, 2017
	vs. ULM, L, 50-56 (OT)
Largest Crowd.....	41,357 vs. Southern, Sept. 5, 2009
Largest Sun Belt Crowd .....	32,823 vs. North Texas
	Oct. 15, 2011

### TOP 20 CAJUN FIELD CROWDS

1.	41,357	Southern (Sept. 5, 2009)
2.	38,783	Texas A&M (Sept. 14, 1996)
3.	36,170	Southern (Aug. 30, 2014)
4.	36,133	Alabama (Oct. 6, 1990)
5.	33,828	McNeese State (Sept. 15, 2007)
6.	32,823	North Texas (Oct. 15, 2011)
7.	30,176	Arkansas State (Nov. 6, 1976)
8.	30,028	New Mexico State (Nov. 2, 2013)
9.	29,775	Troy (Oct. 8, 2011)
10.	29,758	Tulane (Oct. 2, 2012)
11.	29,031	FIU (Nov. 1, 2008)
12.	28,871	Nicholls State (Sept. 14, 2013)
13.	28,866	Grambling (Sept. 1, 2018)
14.	28,752	Northwestern State (Nov. 12, 1977)
15.	28,741	Nicholls State (Sept. 17, 2011)
16.	28,176	ULM (Nov. 5, 2011)
17.	27,814	San Jose State (Oct. 30, 1993)
18.	27,300	Northern Illinois (Oct. 15, 1988)
19.	26,891	McNeese (Sept. 10, 2016)
20.	26,824	Northwestern State (Sept. 12, 2015)

### TOP 20 ROAD CROWDS

1.	101,471	Alabama (Sept. 29, 2018)
2.	98,412	Texas A&M (Sept. 16, 2017)
3.	96,197	Tennessee (Nov. 3, 2007)
4.	95,110	Tennessee (Sept. 5, 1992)
T5.	92,746	Georgia (Nov. 19, 2016)
	92,746	Georgia (Sept. 4, 2010)
7.	92,443	LSU (Sept. 19, 2009)
8.	92,362	LSU (Sept. 2, 2006)
9.	91,357	LSU (Oct. 5, 2002)
10.	86,482	Florida (Nov. 10, 2012)
11.	86,304	Nebraska (Sept. 26, 2009)
12.	85,075	Florida (Aug. 31, 1996)
13.	83,711	Florida (Nov. 6, 1993)
14.	82,519	Texas (Sept. 9, 2005)
15.	82,227	South Carolina (Aug. 30, 2003)
16.	80,017	Texas (Sept. 9, 2000)
17.	78,234	South Carolina (Sept. 1, 2007)
18.	75,087	Texas A&M (Aug. 31, 2002)
19.	74,369	Florida (Oct. 19, 1985)
20.	74,327	Auburn (Oct. 24, 1992)



## 2019 LOUISIANA OPPONENT SCHEDULES

### Game 1: Mississippi State (6-6, 3-5 SEC)

Date	Team	Time/Result
Aug. 31	<b>LOUISIANA</b>	W, 38-28
Sept. 8	Southern Miss.	W, 38-15
Sept. 15	Kansas State	L, 24-31
Sept. 21	Kentucky	W, 28-13
Sept. 28	at Auburn	L, 23-56
Oct. 12	at Tennessee	L, 10-20
Oct. 19	LSU	L, 13-36
Oct. 26	at Texas A&M	L, 30-49
Nov. 2	at Arkansas	W, 54-24
Nov. 16	Alabama	L, 7-38
Nov. 23	Abilene Christian	W, 45-7
Nov. 28	Ole Miss	W, 21-20

### Game 2: Liberty (7-5)

Date	Team	Time/Result
Sept. 1	Syracuse	L, 0-24
Sept. 7	<b>at LOUISIANA</b>	L, 14-35
Sept. 14	Buffalo	W, 35-17
Sept. 21	Hampton	W, 62-27
Sept. 28	New Mexico	W, 17-10
Oct. 5	at New Mexico State	W, 20-13
Oct. 19	Maine	W, 59-44
Oct. 26	at Rutgers	L, 33-44
Nov. 2	at UMass	W, 63-21
Nov. 9	at BYU	L, 24-31
Nov. 23	at Virginia	L, 27-55
Nov. 30	New Mexico State	W, 49-28

### Game 3: Texas Southern (0-11, 0-7 SWAC)

Date	Team	Time/Result
Aug. 31	Prairie View A&M	L, 23-44
Sept. 7	at Incarnate Word	L, 44-63
Sept. 14	<b>at LOUISIANA</b>	L, 6-77
Sept. 28	at Houston Baptist	L, 31-68
Oct. 5	at Alabama A&M	L, 28-35
Oct. 12	Missouri S&T	L, 20-23
Oct. 19	Southern	L, 21-28
Oct. 26	at Mississippi Valley State	L, 14-35
Nov. 2	at Grambling State	L, 20-55
Nov. 9	Alabama State	L, 21-27
Nov. 23	at Arkansas-Pine Bluff	L, 13-45

### Game 4: Ohio (6-6, 5-3 MAC)

Date	Team	Time/Result
Aug. 31	Rhode Island	W, 41-20
Sept. 7	at Pitt	L, 10-20
Sept. 14	at Marshall	L, 31-33
Sept. 21	<b>LOUISIANA</b>	L, 25-45
Oct. 5	at Buffalo	W, 21-20
Oct. 12	Northern Illinois	L, 36-39
Oct. 19	Kent State	W, 45-38
Oct. 26	at Ball State	W, 34-21
Nov. 6	Miami	L, 21-24
Nov. 12	Western Michigan	L, 34-37 OT
Nov. 19	at Bowling Green	W, 66-24
Nov. 26	at Akron	W, 52-3

### Game 5: Georgia Southern (7-5, 5-3 SBC)

Date	Team	Time/Result
Aug. 31	at LSU	L, 3-55
Sept. 7	Maine	W, 26-18
Sept. 14	at Minnesota	L, 32-35
Sept. 28	<b>LOUISIANA</b>	L, 24-37
Oct. 3	at South Alabama	W, 20-17 (2OT)
Oct. 19	Coastal Carolina	W, 30-27 (3OT)
Oct. 26	New Mexico State	W, 41-7
Oct. 31	at Appalachian State	W, 24-21
Nov. 9	at Troy	L, 28-49
Nov. 16	ULM	W, 51-29
Nov. 23	at Arkansas State	L, 33-38
Nov. 30	Georgia State	W, 38-10

### Game 6: Appalachian State (11-1, 7-1 SBC)

Date	Team	Time/Result
Aug. 31	East Tennessee State	W, 42-7
Sept. 7	Charlotte	W, 56-41
Sept. 21	at North Carolina	W, 34-31
Sept. 28	Coastal Carolina	W, 56-37
Oct. 9	<b>at LOUISIANA</b>	W, 17-7
Oct. 19	ULM	W, 52-7
Oct. 26	at South Alabama	W, 30-3
Oct. 31	Georgia Southern	L, 21-24
Nov. 9	at South Carolina	W, 20-15
Nov. 16	at Georgia State	W, 56-27
Nov. 23	Texas State	W, 35-13
Nov. 29	at Troy	W, 48-13

### Game 7: Arkansas State (7-5, 5-3 SBC)

Date	Team	Time/Result
Aug. 31	SMU	L, 30-37
Sept. 7	at UNLV	W, 43-17
Sept. 14	at Georgia	L, 0-55
Sept. 21	Southern Illinois	W, 41-28
Sept. 28	at Troy	W, 50-43
Oct. 5	at Georgia State	L, 38-52
Oct. 17	<b>LOUISIANA</b>	L, 20-37
Oct. 26	Texas State	W, 38-14
Nov. 2	at ULM	W, 48-41
Nov. 16	Coastal Carolina	W, 28-27
Nov. 23	Georgia Southern	W, 38-33
Nov. 29	at South Alabama	L, 30-34

### Game 8: Texas State (3-9, 2-6 SBC)

Date	Team	Time/Result
Aug. 29	at #11 Texas A&M	L, 7-41
Sept. 7	Wyoming	L, 14-23
Sept. 14	at SMU	L, 17-47
Sept. 21	Georgia State	W, 37-34 3OT
Sept. 28	Nicholls State	W, 24-3
Oct. 10	ULM	L, 14-24
Oct. 26	at Arkansas State	L, 14-38
Nov. 2	<b>at LOUISIANA</b>	L, 3-31
Nov. 9	South Alabama	W, 30-28
Nov. 16	Troy	L, 27-63
Nov. 23	at Appalachian State	L, 13-35
Nov. 30	at Coastal Carolina	L, 21-24

### Game 9: Coastal Carolina (5-7, 2-6 SBC)

Date	Team	Time/Result
Aug. 31	Eastern Michigan	L, 23-30
Sept. 7	at Kansas	W, 12-7
Sept. 14	Norfolk State	W, 46-7
Sept. 21	at UMASS	W, 62-28
Sept. 28	at Appalachian State	L, 37-56
Oct. 12	Georgia State	L, 21-31
Oct. 19	at Georgia Southern	L, 27-30 (3OT)
Nov. 2	Troy	W, 36-35
Nov. 7	<b>LOUISIANA</b>	L, 7-48
Nov. 16	at Arkansas State	L, 27-28
Nov. 23	at ULM	L, 42-45
Nov. 30	Texas State	W, 24-21

### Game 10: South Alabama (2-10, 1-7 SBC)

Date	Team	Time/Result
Aug. 31	at Nebraska	L, 21-35
Sept. 7	Jackson State	W, 37-14
Sept. 14	Memphis	L, 6-42
Sept. 21	at UAB	L, 3-35
Sept. 28	at ULM	L, 17-30
Oct. 3	Georgia Southern	L, 17-20 (2OT)
Oct. 16	at Troy	L, 13-37
Oct. 26	Appalachian State	L, 3-30
Nov. 9	at Texas State	L, 28-30
Nov. 16	<b>LOUISIANA</b>	L, 27-37
Nov. 23	at Georgia State	L, 15-28
Nov. 29	Arkansas State	W, 34-30

### Game 11: Troy (5-7, 3-5 SBC)

Date	Team	Time/Result
Aug. 31	Campbell	W, 43-14
Sept. 14	Southern Miss	L, 42-47
Sept. 21	at Akron	W, 35-7
Sept. 28	Arkansas State	L, 43-50
Oct. 5	at Missouri	L, 10-42
Oct. 16	South Alabama	W, 37-13
Oct. 26	at Georgia State	L, 33-52
Nov. 2	at Coastal Carolina	L, 35-36
Nov. 9	Georgia Southern	W, 49-28
Nov. 16	at Texas State	W, 63-27
Nov. 23	<b>at LOUISIANA</b>	L, 3-53
Nov. 29	Appalachian State	L, 13-48

### Game 12: ULM (5-7, 4-4 SBC)

Date	Team	Time/Result
Aug. 31	Grambling State	W, 31-9
Sept. 7	at Florida State	L, 44-45 (OT)
Sept. 21	at Iowa State	L, 20-72
Sept. 28	South Alabama	W, 30-17
Oct. 5	Memphis	L, 33-52
Oct. 10	at Texas State	W, 24-14
Oct. 19	at Appalachian State	L, 7-52
Nov. 2	Arkansas State	L, 41-48
Nov. 9	Georgia State	W, 45-31
Nov. 16	at Georgia Southern	L, 29-51
Nov. 23	Coastal Carolina	W, 45-42
Nov. 30	<b>at LOUISIANA</b>	L, 30-31

## 2019 GAME RECAPS



GAME 1	1	2	3	4	F
Mississippi State	7	14	7	10	38
Louisiana	7	7	0	14	28

August 31 • Mercedes-Benz Superdome • New Orleans, La. • 22,240



GAME 2	1	2	3	4	F
Liberty	7	7	0	0	14
Louisiana	7	14	14	0	35

September 7 • Cajun Field • Lafayette, La. • 16,231

**NEW ORLEANS** – Trey Ragas’ 17-yard touchdown run with 2:45 in the fourth quarter cut Mississippi State’s lead to 35-28, but the Louisiana comeback ultimately came up short as the Bulldogs held on for a 38-28 victory over the Ragin’ Cajuns at the Mercedes-Benz Superdome on Saturday.

Despite the score line, there were plenty of bright spots for the team to build off, including a monster performance by Jamal Bell. Bell finished the afternoon with eight receptions for 113 yards, both career highs.

Redshirt senior Raymond Calais paced the ground game with 80 yards rushing on eight carries, while Ragas notched nine carries for 63 yards and a score. Elijah Mitchell added an additional 31 yards on 14 carries and a touchdown as well.

The defense forced two turnovers on the game and were led by Percy Butler, who recorded a career-best nine tackles against the Bulldogs. Jacques Boudreaux also had strong day with eight tackles.

After trading touchdowns in the first quarter, Mississippi State’s Nick Gibson put the Bulldogs back in front with 9:18 in the first half with an eight-yard touchdown run. Nick Ralston helped Louisiana answer the call at the 4:31 mark, hauling in an 11-yard pass from Levi Lewis to knot things up at 14 points apiece.

Mississippi State (1-0) took the momentum back in the final minute of the opening half when Tommy Stevens scored from four yards out to send the visitors into the locker room ahead 21-14.

That momentum carried into the second half when the Bulldogs rattled off 14 unanswered points to open a 35-14 lead. Down 21 points with less than 10 minutes to play, Louisiana responded with rushing touchdowns from Lewis and Ragas to pull within 35-28 with 2:45 to play.

After a failed outside kick attempt by the Ragin’ Cajuns, Mississippi State was able to march the ball into field goal range and convert on a 37-yard kick off the foot of Jordan Lawless to seal the 38-28 decision.

**LAFAYETTE** – A big night on both sides of the ball was just what the doctor ordered for Louisiana, which defeated Liberty, 35-14, on Saturday night in the 15th edition of the Herbert Heymann Classic at Cajun Field.

Louisiana’s (1-1) offense totaled 593 yards, 407 of which came on the ground, while its defense held Liberty scoreless in the second half after allowing just two touchdowns in the opening two periods.

The Ragin’ Cajuns’ 407 rushing yards were the most by the squad since they posted 419 yards against Arkansas State on Nov. 21, 2014. The total was in large part due to the efforts of Trey Ragas and Raymond Calais, who tallied 137 yards and 115 yards, respectively. The duo has now gone over 100 yards in the same game two times, while their effort marked the 26th time in program history that a pair backs each went over the century mark in the same contest.

On the receiving end, Ja’Marcus Bradley extended his reception streak to 29 games with a monster performance, hauling in six passes for 110 yards and two scores. His big night was highlighted by a career-best, 58-yard touchdown reception early in the third quarter.

Levi Lewis finished the evening 15-for-23 through the air for 179 yards and two touchdowns, while adding 25 yards on six carries and a score on the ground. His 19-yard rushing touchdown was the longest of his career.

Defensively, Louisiana gave up 14 points in the first half before holding Liberty scoreless in the final 30 minutes and limiting them to just 115 yards in that stretch. Michael Jacquet III led the team with five total tackles and an interception, while Chauncey Manac recorded two sacks.

Liberty (0-2) wasted no time getting its offense going, wrapping up its opening possession with a 12-yard touchdown pass from Stephen Calvert to D.J. Stubbs to go ahead early, 7-0. Lewis provided an answer in the final minute of the first quarter, scampering into the end zone from 19 yards out to knot things up at 7-7.

After the Flames scored another touchdown on a 66-yard run from Frankie Hickson with 9:18 to play in the first half, Ragas busted out a career-best, 75-yard touchdown run 26 seconds later to tie the game at 14 points apiece.

Bradley gave the Ragin’ Cajuns their first lead of the night with 21 seconds remaining in the second quarter after his two-yard reception from Lewis capped off an eight-play, 84-yard drive and put the home team ahead, 21-14, heading into halftime.

Louisiana scored two times in the third quarter when Bradley hauled in a 58-yard pass at the 12:37 mark and Elijah Mitchell scored from a yard out with 4:50 on the clock to extend the advantage to 35-14.

Both defenses held strong in the final period, allowing a combined 119 yards and no points to see the clock run out to secure the Ragin’ Cajun victory.

	MSSTATE	LA
First Downs	29	27
Rushes - Yards (Net)	40-261	38-163
Passing Yards (Net)	236	267
Passes Comp-Att-Int	20-30-0	24-40-1
Total Offense Plays - Yards	70-497	78-430
Fumble Returns - Yards	0-0	0-0
Punt Returns - Yards	3-40	0-0
Kickoff Returns - Yards	3-54	6-125
Interception Returns - Yards	1-0	0-0
Punts (Number - Avg.)	2-40.0	3-44.3
Fumbles - Lost	2-2	3-3
Penalties - Lost	5-40	6-45
Possession Time	30:37	29:16
Third-Down Conversions	4 of 9	4 of 10
Fourth-Down Conversions	0 of 1	0 of 2
Red-Zone Scores-Chances	5-6	4-5
Sacks By: Number-Yards	1-5	2-7

### Scoring Summary

#### 1st Quarter

12:37 MSSTATE - Mitchell 31 yd pass from Stevens (Lawless kick), 6-74 - 2:33  
03:17 LA - Mitchell 3 yd run (Artigue kick), 3-15 - 1:05

#### 2nd Quarter

09:18 MSSTATE - Gibson 8 yd run (Lawless kick), 5-42 - 1:56  
04:31 LA - Ralston 22 yd pass from Lewis (Artigue kick), 10-69 - 4:41  
00:31 MSSTATE - Stevens 4 yd run (Lawless kick), 11-82 - 3:54

#### 3rd Quarter

07:07 MSSTATE - Hill 5 yd run (Lawless kick), 9-65 - 4:06

#### 4th Quarter

13:07 MSSTATE - Williams 12 yd pass from Stevens (Lawless kick), 1-12 - :07  
09:56 LA - Lewis 1 yd run (Artigue kick), 9-69 - 3:03  
02:45 LA - Ragas 17 yd run (Artigue kick), 14-99 - 4:36  
01:02 MSSTATE - Lawless 37 yd field goal, 6-23 - 1:43

	LIBERTY	LA
First Downs	20	26
Rushes - Yards (Net)	28-142	46-407
Passing Yards (Net)	219	186
Passes Comp-Att-Int	22-39-1	16-25-1
Total Offense Plays - Yards	67-361	71-593
Fumble Returns - Yards	0-0	0-0
Punt Returns - Yards	0-0	3-29
Kickoff Returns - Yards	2-16	0-0
Interception Returns - Yards	1-0	1-5
Punts (Number - Avg.)	5-35.8	1-39.0
Fumbles - Lost	0-0	2-1
Penalties - Lost	9-42	4-49
Possession Time	29:17	30:43
Third-Down Conversions	2 of 11	6 of 12
Fourth-Down Conversions	1 of 4	1 of 2
Red-Zone Scores-Chances	1-2	3-5
Sacks By: Number-Yards	2-15	3-36

### Scoring Summary

#### 1st Quarter

10:54 LU - STUBBS, DJ 12 yd pass from Calvert, Stephen (Probert, kick), 8-75 4:06  
00:36 LA - Lewis, Levi 19 yd run (Artigue, kick), 6-57 2:32

#### 2nd Quarter

09:18 LU - Hickson, Frankie 66 yd run (Probert, kick) 3-89 1:15  
08:52 LA - Ragas, Trey 75 yd run (Artigue, kick), 2-75 0:26  
00:21 LA - Bradley, Ja'Marcus 2yd pass from Lewis, Levi (Artigue, kick), 8-84 1:36

#### 3rd Quarter

12:37 LA - Bradley, Ja'Marcus 58 yd pass from Lewis, Levi (Artigue, Stevie kick), 6-75 2:23  
04:50 LA - Mitchell, Elijah 1 yd run (Artigue, kick), 12-69 5:27

2019 GAME RECAPS



GAME 3	1	2	3	4	F
Texas Southern	3	3	0	0	6
Louisiana	28	28	7	14	77

September 14 • Cajun Field • Lafayette, La. • 18,183



GAME 4	1	2	3	4	F
Louisiana	7	3	14	21	45
Ohio	0	6	6	13	25

September 21 • Peden Stadium • Athens, Ohio • 17,416

**LAFAYETTE** – It was a busy night at Cajun Field for Louisiana, which set two new school records and narrowly missed out on a third in a dominant 77-6 victory over Texas Southern at Cajun Field on Saturday night.

Louisiana's (2-1) offense was firing on all cylinders, scoring touchdowns on 11 of its 13 possessions en route to setting school records for most points scored in the modern era (77) and largest margin of victory (71), while falling 11-yards shy of the record for total offense with 748.

The six points allowed were the fewest given up by a Ragin' Cajuns defense since it held ULM to three points on Dec. 3, 2016. Louisiana also kept Texas Southern's ground game in check, giving up only 72 yards to the Tigers in the victory.

Six different Louisiana running backs scored touchdowns in the game, with Elijah Mitchell and Raymond Calais each punching in two scores. Redshirt sophomore T.J. Wisham led Louisiana's rushers with 103 yards, the first 100-yard outing of his career.

Quarterback Levi Lewis was extremely efficient with a 244.6 passer rating, finishing the contest 10-for-13 through the air for 181 yards and two touchdowns. Jaiave Magalei also saw significant minutes, going 9-for-13 against the Tigers for 103 yards and his first career touchdown pass.

On the defensive side of the ball, Jourdan Quibodeaux and Andre Jones led the way with five total tackles. Jones also added two TFL and notched his first career sack.

The Ragin' Cajuns were unstoppable in the first half, taking a commanding 56-3 advantage into the locker room after scoring on all of its possessions in the opening 30 minutes. Despite the final two quarters being shortened to 10 minutes each, Louisiana was able to tack on three more scores to complete the 77-6 victory.

Louisiana will play its first true road game of the 2019 campaign on Saturday, Sept. 21, when it travels north for a date with the Ohio Bobcats. Kickoff is slated for 1 p.m. (CST) and will be broadcast on ESPN+.

	TXSO	LA
First Downs	15	34
Rushes - Yards (Net)	27-72	42-440
Passing Yards (Net)	164	308
Passes Comp-Att-Int	20-41-0	22-29-0
Total Offense Plays - Yards	68-236	71-748
Fumble Returns - Yards	0-0	0-0
Punt Returns - Yards	0-0	5-41
Kickoff Returns - Yards	3-170	3-134
Interception Returns - Yards	0-0	0-0
Punts (Number - Avg.)	9-294	0-0
Fumbles - Lost	0-0	0-0
Penalties - Lost	1-5	6-50
Possession Time	26:52	38:08
Third-Down Conversions	3 of 16	4 of 6
Fourth-Down Conversions	0 of 1	0 of 0
Red-Zone Scores-Chances	0-0	7-8
Sacks By: Number-Yards	0-0	2-13

**Scoring Summary**

**1st Quarter**

13:18 LA - Mitchell, Elijah 3 yd run (Artigue, kick) 5-63 1:42  
 09:46 LA - Calais, Raymond 2 yd run (Artigue, kick) 8-62 2:35  
 07:14 TXSO - Richard Garcia III 44 yd field goal, 12-61 2:25  
 06:06 LA - Ragas, Trey 9 yd pass from Lewis, Levi (Artigue, kick), 3-42 0:54  
 00:39 LA - Calais, Raymond 16 yd run (Artigue, kick) 6-51 1:55

**2nd Quarter**

13:08 LA - Ragas, Trey 34 yd run (Artigue, kick) 4-49 1:13  
 10:56 LA - Mitchell, Elijah 17 yd run (Artigue, kick) 3-44 1:01  
 08:16 LA - LeBlanc, Peter 53 yd pass from Lewis, Levi (Artigue, kick), 2-53 1:04  
 06:07 TXSO - Richard Garcia III 40 yd field goal, 953 2:03  
 04:42 LA - Smith, Chris 24 yd run (Artigue, kick), 4-36 1:15

**3rd Quarter**

02:12 LA - Allen, Cassius 3 yd pass from Magalei, Jaiave (Artigue, kick), 9-77 9:09

**4th Quarter**

06:27 LA - Orphey, Jr., Michael 16 yd run (Artigue, kick), 9-77 9:09  
 04:12 LA - Johnson, Ashton 32 yd run (Artigue, kick), 4-59 1:31

**ATHENS, Ohio** – Louisiana found its groove in the second half of Saturday's game against Ohio, scoring 35 points and producing 310 yards of total offense in a 45-25, victory over the Bobcats at Peden Stadium.

It was a balanced attack all day for the Ragin' Cajuns, which produced 285 yards on the ground and 204 through the air.

Elijah Mitchell once again stole the show for Louisiana, toting the ball 17 times for 143 yards and three touchdowns. His performance was complimented by Trey Ragas, who recorded 129 rushing yards and a score of his own. It was the 27th time in program history two people had at least 100 yards on the ground.

Quarterback Levi Lewis had a nice day, going 19-for-29 for 188 yards and two scores, which were brought in by Ja'Marcus Bradley and Nick Ralston. Bradley finished the day as Louisiana's top receiver with five catches for 75 yards.

The Ragin' Cajuns' defense had a strong day, forcing four turnovers and holding the Bobcats to just 103 yards on the ground. Jacques Boudreaux led the defensive unit with eight tackles and a quarterback hurry, while Joe Dillon and Zi'Yon Hill each accounted for six tackles.

Louisiana capitalized on great field position following a muffed punt and scored a play later when Mitchell barreled his way into the end zone from two-yards out to put the Ragin' Cajuns ahead, 7-0, in the first quarter.

The home side was able to work its way back into the game in the second quarter with two field goals to cut the lead to 7-6. The Ragin' Cajuns were able to put together a nice drive in the final minute of the half that was capped off by a 27-yard field goal by Stevie Artigue to put Louisiana ahead, 10-6, at halftime.

Mitchell extended the lead to 17-6 in the third quarter, scoring his second touchdown of the day from two-yards out with 10:19 remaining in the third period. The lead extended later in that same period when Lewis hit Ralston for a two-yard score to push the lead to 24-6.

Ohio (1-3) found some offense late in the third quarter, scoring on a one-yard rush by Ja'Vahri Portis to cut the lead to 24-12. The Louisiana offense responded quickly, though, taking the ball 65 yards in 1:33 to set up a 15-yard rushing score by Ragas.

The Bobcats made things interesting in the final period of play, scoring two touchdowns in less than four minutes to cut the lead to 31-25. However, the offense stormed back with two touchdowns inside a minute from Mitchell and Bradley to stave off Ohio and secure a 45-25 victory.

	LA	OHIO
First Downs	25	23
Rushes - Yards (Net)	46-285	28-103
Passing Yards (Net)	204	277
Passes Comp-Att-Int	20-30-0	18-38-3
Total Offense Plays - Yards	76-489	66-380
Fumble Returns - Yards	1-2	0-0
Punt Returns - Yards	0-0	3-(-3)
Kickoff Returns - Yards	2-30	3-64
Interception Returns - Yards	3-34	0-0
Punts (Number - Avg.)	6-294	6-251
Fumbles - Lost	3-1	2-2
Penalties - Lost	16-161	5-44
Possession Time	32:00	28:00
Third-Down Conversions	4 of 13	5 of 15
Fourth-Down Conversions	0 of 1	1 of 1
Red-Zone Scores-Chances	7-8	2-3
Sacks By: Number-Yards	1-10	2-17

**Scoring Summary**

**1st Quarter**

02:19 LA - Mitchell, Elijah 2 yd run (Artigue, kick), 1-2 ) 0:05

**2nd Quarter**

10:12 OHIO - Zervos, L. 48 yd field goal, 10-36 3:52  
 01:58 OHIO - Zervos, L. 49 yd field goal, 10-48 4:28  
 00:00 LA - Artigue, Stevie 27 yd field goal, 10-67 1:53

**3rd Quarter**

10:19 LA - Mitchell, Elijah 2 yd run (Artigue, kick), 5-74 1:37  
 04:13 LA - Ralston, Nick 2 yd pass from Lewis, Levi (Artigue, kick), 6-50 2:11  
 00:18 OHIO - Portis, J. 1 yd run (Portis, J. rush failed), 9-75 3:55

**4th Quarter**

13:45 LA - Ragas, Trey 15 yd run (Artigue, kick), 5-65 1:33  
 11:04 OHIO - Portis, J. 3 yd run (Knock, D. pass intcpt.), 2-28 0:46  
 07:54 OHIO - Hooks, S. 21 yd pass from Rouke, N. (Zervos, L. kick), 2-80 0:32  
 04:30 LA - Mitchell, Elijah 2 yd run (Artigue, kick), 6-75 3:24  
 03:36 LA - Bradley, Ja'Mar 3 yd pass from Lewis, Levi (Artigue, kick), 2-12 0:38

2019 GAME RECAPS



GAME 5	1	2	3	4	F
Louisiana	7	10	7	13	37
Georgia Southern	3	10	8	3	24

September 28 • Paulson Stadium • Statesboro, Ga. • 19,220



GAME 6	1	2	3	4	F
Appalachian State	7	0	3	7	17
Louisiana	0	7	0	0	7

October 9 • Cajun Field • Lafayette, La. • 21,012

**STATESBORO, Ga.** - Running backs Trey Ragas and Elijah Mitchell each scored twice on the ground on Saturday night to power Louisiana to a 37-24 road victory over Georgia Southern at Allen E. Paulson Stadium.

With the win, Louisiana (4-1, 1-0 Sun Belt) has claimed its first victory in a league opener since it defeated South Alabama, 28-23, on Sept. 17, 2016.

The Ragin' Cajuns had another strong game on the ground, compiling 275 rushing yards against the Eagles. Ragas led the way with 16 carries for 131 yards and two scores, while Mitchell produced 81 yards and two scores on 14 carries.

Quarterback Levi Lewis had an efficient outing that kept the offense balanced, throwing for 165 yards (11-for-18) and one touchdown. His primary target was Jamal Bell, who hauled in three passes for 35 yards.

On defense, Louisiana held Georgia Southern (1-3, 0-1 Sun Belt) to just 37 yards through the air and 252 yards overall. Senior Jacques Boudreaux paced the defense with a season-high 12 tackles, one of which was for a loss.

The Ragin' Cajuns wasted no time getting to the end zone, taking the ball 75 yards in 1:18 before Mitchell scored his eighth touchdown of the season to put Louisiana ahead, 7-0, early in the first quarter.

Following two Georgia Southern field goals, Louisiana put together another nice drive that was capped off by a three-yard touchdown scamper by Ragas, his fifth of the season, to extend the lead to 14-6.

Louisiana got off to a great start in the second half, forcing a three-and-out on defense before the offense drove the ball down the field to the Georgia Southern 1-yard line. Needing a big play on fourth down, Lewis connected with Bradley to push the advantage to 24-13 with 8:04 left in the third quarter.

The Eagles answered with a touchdown at the end of the third quarter and converted on the two-point conversion to cut the lead to 24-21 with 15 minutes remaining in the game.

Mitchell punched in his second score of the day on the next drive, evading tackles and cruising into the end zone from 19-yards out to extend the lead out to 31-21. The dagger came at the 2:34 mark in the final period when Ragas scored from a yard out to cap off a six-play, 75-yard drive and secure the 37-24 victory.

	LA	GS
First Downs	23	18
Rushes - Yards (Net)	42-275	56-215
Passing Yards (Net)	165	37
Passes Comp-Att-Int	11-18-0	6-12-0
Total Offense Plays - Yards	60-440	68-252
Fumble Returns - Yards	0-0	0-0
Punt Returns - Yards	3-11	0-0
Kickoff Returns - Yards	0-0	2-29
Interception Returns - Yards	0-0	0-0
Punts (Number - Avg.)	1-34	3-146
Fumbles - Lost	2-2	1-0
Penalties - Lost	3-32	3-35
Possession Time	26:04	33:56
Third-Down Conversions	4 of 7	5 of 12
Fourth-Down Conversions	2 of 2	0 of 1
Red-Zone Scores-Chances	6-6	4-4
Sacks By: Number-Yards	3-18	0-0

**Scoring Summary**

**1st Quarter**

13:42 LA - Mitchell, Elijah 5 yd run (Artigue, kick) 5-75 1:18  
05:20 GS - T. Bass 28 yd Field Goal 15-64 - 8:22

**2nd Quarter**

12:09 GS - T. Bass 44 yd Field Goal 5-16 2:42  
08:05 LA - Ragas, Trey 3 yd rush PAT KICK by Almendares, Ken (Good) 10-75 4:04  
04:58 GS - L. Wright 2 yd RUSH PAT KICK by T. Bass (GOOD) 2-7 0:49  
00:00 LA - FG Artigue, Stevie 25 yd Field Goal 14-67 7:10

**3rd Quarter**

08:04 LA - LA - Bradley 1 yd PASS from Lewis, PAT KICK by Almendares, (Good) 11-55-4:44  
00:15 GS - J. King 1 yd RUSH PAT RUSH by J. King (Good) 14-78 7:41

**4th Quarter**

12:30 LA - Mitchell, Eli 19 yd RUSH PAT KICK by Artigue, Stevie (Good) 8-75 2:45  
05:35 GA- FG T. Bass 31 yd Filed Goal 14-74 6:50  
02:34 LA - Ragas, Trey 1 yd RUSH PAT KICK by Almendares, Ken (Fail) 6-7 3:01

**LAFAYETTE** - Louisiana's defense held a high-powered Appalachian State offense to a season-low 17 points, but their valiant effort was not enough as the Ragin' Cajuns fell to the Mountaineers, 17-7, at Cajun Field on Wednesday night.

Leading the charge for Louisiana (4-2, 1-1 SBC) was senior linebacker Jacques Boudreaux, who paced the Ragin' Cajuns with 10 tackles on the night, the first time he has recorded back-to-back games with double-digit stops in his career.

Sophomore Percy Butler matched a career-high with nine tackles, while Chauncey Manac and Zi'Yon Hill were each credited with seven stops on the night.

Quarterback Levi Lewis was responsible for 131 yards and a touchdown through the air after completing 13 of his 24 attempts. Five of those passes were hauled in by Jarrod Jackson, who finished the evening with 68 yards, while Nick Ralston's lone reception of 14 yards produced Louisiana's only score.

Appalachian State (5-0, 2-0 SBC) opened the scoring in the first quarter, stringing together a seven-play, 95-yard drive that was capped off with a seven-yard touchdown scamper by Zac Thomas to put the Mountaineers ahead, 7-0.

With time winding down in the first half, the Ragin' Cajuns put together a 94-yard drive that resulted in a 14-yard touchdown pass from Lewis to Ralston to send the game into halftime with the score knotted up at seven points apiece.

The visitors scored the only points in the second half, connecting on a 40-yard field goal in the third quarter and a seven-yard rush from Zac Thomas in the final quarter to secure a 17-7 victory.

	APP	LA
First Downs	21	16
Rushes - Yards (Net)	53-196	33-123
Passing Yards (Net)	147	131
Passes Comp-Att-Int	11-17-0	13-24-0
Total Offense Plays - Yards	70-343	57-254
Fumble Returns - Yards	0-0	0-0
Punt Returns - Yards	1- (-1)	3-26
Kickoff Returns - Yards	1-11	4-109
Interception Returns - Yards	0-0	0-0
Punts (Number - Avg.)	6-246	6-296
Fumbles - Lost	0-0	0-0
Penalties - Lost	3-42	4-30
Possession Time	34:32	25:22
Third-Down Conversions	7 of 16	4 of 13
Fourth-Down Conversions	1 of 1	0 of 2
Red-Zone Scores-Chances	2-2	1-2
Sacks By: Number-Yards	3-22	2-23

**Scoring Summary**

**1st Quarter**

05:05 APP - Thomas, Zac 7 yd run (Staton, Chandler kick), 7-95 2:58

**2nd Quarter**

00:08 LA - Ralston, Nick 14 yd pass from Lewis, Levi (Artigue, Stevie kick), 10-94 3:55

**3rd Quarter**

05:26 APP - Saton, Chandler 40 yd field goal, 11-63 4:52

**4th Quarter**

01:55 App - Thomas, Zac 7 yd run (Staton, Chandler kick), 19-97 10:11

2019 GAME RECAPS



GAME 7	1	2	3	4	F
Louisiana	7	17	0	13	37
Arkansas State	7	3	3	7	20

October 17 • Centennial Bank • Jonesboro, Ark. • 19,176

**JONESBORO, Ark.** – A dominant first half performance and stout defense late in the game gave Louisiana the edge it needed to leave Jonesboro with a win for the first time since 2009 following its 37-20 victory over Arkansas State on Thursday evening.

The Ragin' Cajuns racked up 331 of its 496 total yards in the first half of the game and took a 14-point advantage at halftime, a lead that it never relented. In the fourth quarter, the defense came up with a critical stop on fourth down and picked off A-State in the end zone to seal the victory.

Louisiana's (5-2, 2-1 SBC) 37 points in the contest were the most that a Ragin' Cajuns team has scored in Jonesboro since recording 41 on Oct. 4, 1997.

The running backs were dominant against Arkansas State, combining for 279 yards and each scoring a touchdown, the second time this season the dynamic trio has found the end zone in the same game this year.

Raymond Calais led the trio with 144 yards on eight carries and two touchdowns, including an 80-yard touchdown scamper in the second quarter, tied for the 12th-longest rushing score in school history. Elijah Mitchell went over the century mark as well, recording 109 yards and two scores of his own. Trey Ragas also added a score in the victory.

Through the air, Levi Lewis had a productive night by completing 17 of his 24 attempts for 181 yards. His go-to target was Ja'Marcus Bradley, who hauled in six of those passes for 72 yards. Calif Gossett had a strong game as well, finishing with a career-high three catches and 33 yards.

Senior Jacques Boudreaux paced the defense, posting his third-straight game with 10 or more tackles with 11 on the evening. Bennie Higgins was a force in the backfield, recording a career-high two sacks.

Arkansas State (3-4, 1-2 SBC) went ahead 7-0 on its opening possession, taking the ball 92 yards in 12 plays to set up a 10-yard touchdown pass from Layne Hatcher to Brandon Bowling.

With 11 ticks remaining in the opening period, Louisiana found the end zone for the first time when Ragas powered his way across the goal line from one-yard out to tie things up with seven points apiece.

After the Red Wolves connected on a 25-yard field goal, the Ragin' Cajuns responded with an 11-play, 74-yard drive that was capped off by an 11-yard touchdown run by Mitchell to put Louisiana ahead, 14-10 with 5:12 to play in the second quarter.

Louisiana went on to score 10 more points in the final three minutes of the first half after Calais turned on the jets for an 80-yard score and Stevie Artigue connected on a 25-yard field goal to put the Ragin' Cajuns ahead, 24-10, at the half.

A-State scored 10 unanswered points in the second half of play before Louisiana was able to tack on a touchdown with 6:19 in the contest after Mitchell scored from one yard out to push the lead to 30-20.

Calais provided the dagger with 3:18 to play, scoring for the second time from 38-yards out to put Louisiana ahead, 37-20. Arkansas State had a chance to answer, but an Asjlin Washington pick in the back of the end zone sealed the road win for the Ragin' Cajuns.

	LA	ASU
First Downs	26	27
Rushes - Yards (Net)	46-315	49-170
Passing Yards (Net)	181	303
Passes Comp-Att-Int	17-25-1	23-34-1
Total Offense Plays - Yards	71-496	83-473
Fumble Returns - Yards	1-0	0-0
Punt Returns - Yards	0-0	1-2
Kickoff Returns - Yards	4-90	5-77
Interception Returns - Yards	1-0	1-0
Punts (Number - Avg.)	4-158	5-246
Fumbles - Lost	0-0	0-0
Penalties - Lost	5-30	7-63
Possession Time	26:50	33:10
Third-Down Conversions	7 of 12	9 of 19
Fourth-Down Conversions	0 of 0	2 of 3
Red-Zone Scores-Chances	4-4	2-3
Sacks By: Number-Yards	3-20	1-6

**Scoring Summary**

**1st Quarter**

10:13 ASU - Bowling, B. 10 yd pass from Hatcher, Layne (Grupe, Blake kick), 12-95 4:47  
00:11 LA - Ragas, Trey 1 yd run (Artigue, Stevie kick), 9-74 3:13

**2nd Quarter**

09:00 ASU - Grupe, Blake 25 yd field goal, 16-71 6:06  
05:12 LA - Mitchell, Eli 11 yd run (Artigue, Stevie kick), 9-74 3:43  
02:35 LA - Calais, Raymond 80 yd run (Artigue, Stevie kick), 1-80 0:11  
00:06 LA - Artigue, Stevie 25 yd field goal, 12-56 1:33

**3rd Quarter**

04:29 ASU - Grupe, Blake 46 yd field goal, 9-42 3:32

**4th Quarter**

11:35 ASU - Merritt, Kirk 25 yd pass from Hatcher, Layne (Grupe, Blake kick), 11-86 4:18  
06:19 LA - Mitchell, Eli 1 yd run (Artigue, Stevie kick failed), 12-52 5:08  
03:18 LA - Calais, Raymond 38 yd run (Artigue, Stevie kick), 2-41 0:14



GAME 8	1	2	3	4	F
Texas State	0	3	0	0	3
Louisiana	0	10	21	0	31

November 2 • Cajun Field • Lafayette, La. • 21,063

**LAFAYETTE** – Louisiana got off to a sluggish start on Saturday afternoon, but 21 points in the second half and a staunch defensive performance clinched bowl eligibility for the Ragin' Cajuns for the second-straight season after they defeated Texas State, 31-3, at Cajun Field.

Saturday's win also marked Louisiana's (6-2, 3-1 SBC) eighth-straight victory over a Sun Belt West opponent dating back to the 2017 season and gave the Ragin' Cajuns their first 6-2 start since the 1993 campaign.

The ground game once again proved to be key for the Ragin' Cajuns, which finished the night with 296 rushing yards and two rushing scores. Elijah Mitchell was the beneficiary of the majority of those yards, racking up 126 yards on 13 carries and scoring once.

Raymond Calais led the team with 21 carries and totaled 83 yards, while Chris Smith toted the ball seven times for 46 yards and recorded his second-career touchdown.

Quarterback Levi Lewis had another strong day, completing 13 of his 21 attempts for 183 yards and two touchdowns while adding 40 yards on the ground on seven carries. Nick Ralston once again found his way into the end zone, hauling in a 24-yard touchdown pass as part of a two-reception, 33-yard outing.

Louisiana's defense dominated the game, holding Texas State to just three points, the fewest a Ragin' Cajuns defense has allowed since holding ULM to three points on Dec. 3, 2016. Michael Jacquet III and Bralen Trahan each came up with an interception in the game and combined to produce eight tackles, while Zi'Yon Hill led the team with six tackles.

After a scoreless first quarter, Louisiana found the end zone at the 6:28 mark of the second period when Mitchell busted around the left side of the line for a 39-yard touchdown.

Texas State (2-6, 1-3) answered with its only points of the game, a successful 33-yard field goal, with 1:44 remaining before the break before Louisiana put together a 10-play, 50-yard drive to set up a 46-yard field goal into the wind for Stevie Artigue, which he drilled to send the Ragin' Cajuns into the locker room with a 10-3 lead.

Ralston, Smith and Calais all scored touchdowns for Louisiana as part of a 21-point, 210-yard period to extend the Ragin' Cajuns' lead to 31-3 with 15 minutes left to play.

The defense did its job in the final quarter, keeping the Bobcats off the board to preserve the 31-3 victory on Homecoming and send the Ragin' Cajuns bowling for the second-straight season.

	TXST	LA
First Downs	17	24
Rushes - Yards (Net)	22-58	49-296
Passing Yards (Net)	206	183
Passes Comp-Att-Int	24-36-2	13-21-0
Total Offense Plays - Yards	58-264	70-479
Fumble Returns - Yards	0-0	0-0
Punt Returns - Yards	1-2	3-29
Kickoff Returns - Yards	2-72	2-26
Interception Returns - Yards	0-0	2-0
Punts (Number - Avg.)	6-158	5-246
Fumbles - Lost	0-0	0-0
Penalties - Lost	5-30	7-63
Possession Time	29:28	30:32
Third-Down Conversions	3 of 12	9 of 15
Fourth-Down Conversions	0 of 1	0 of 1
Red-Zone Scores-Chances	1-3	0-0
Sacks By: Number-Yards	0-0	0-0

**Scoring Summary**

**2nd Quarter**

06:28 LA - Mitchell 39 yd run (Artigue kick), 6-68, 2:16  
01:44 TXST - Rowland 33 yd field goal, 10-60, 4:44  
00:00 LA - Artigue 46 yd field goal, 10-50, 1:44

**3rd Quarter**

12:43 LA - Ralston 24 yd pass from Lewis (Artigue kick), 5-62, 2:17  
03:32 LA - Smith 24 yd run (Artigue kick), 12-83, 5:42  
00:40 LA - Calais 34 yd pass from Lewis (Artigue kick), 4-60, 1:34

2019 GAME RECAPS



GAME 9	1	2	3	4	F
Louisiana	14	10	21	3	48
Coastal Carolina	0	0	0	7	7

November 7 • Brooks Stadium • Conway, S.C. • 14,857

**CONWAY, S.C.** – Louisiana scored 48 points and held Coastal Carolina scoreless for just over 56 minutes in the game as the Ragin' Cajuns dominated the Chanticleers, 48-7, at Brooks Stadium on Thursday evening.

The 41-point margin of victory is the largest recorded by the Ragin' Cajuns against a Sun Belt opponent in program history, while they improved their road record to 4-0 on the year.

Louisiana (7-2, 4-1 SBC) outgained Coastal Carolina, 564-236, on the evening and held the Chanticleers to just 103 yards on the ground, while holding an offense that was averaging 33.0 points per contest to just seven.

Levi Lewis had a career night in Conway, setting highs in passing yards (296), completions (26) and passing touchdowns (3). His 86.7 completion percentage also set a new school record, which was previously held by Andre Nunez following a 19-of-22 (86.3) outing against Grambling on Sept. 1, 2018.

Lewis found 14 different receivers in the game, with Ja'Marcus Bradley leading the way with seven receptions for 71 yards and a score. Peter LeBlanc hauled in a career-high five balls for 33 yards, while Neal Johnson and Jalen Williams each recorded their first-career touchdown receptions.

On the ground, Trey Ragas, Elijah Mitchell and Chris Smith all found the end zone, with Smith leading the Ragin' Cajuns with a career-high 99 yards on the ground. The scoring trio marked the fifth time that Louisiana has had at least three rushing scores by three different backs in a game.

Redshirt sophomore Andre Jones led the defense with a career-high seven tackles, while Joe Dillon and Zi'Yon Hill each notched a sack in the victory. As a unit, Louisiana held Coastal Carolina to its fewest points in a game this season.

For the third time this year, Louisiana was able to score on its opening possession after it took the ball 66 yards in eight plays to set up a six-yard touchdown rush by Lewis, his third of the season.

The Ragin' Cajuns then took advantage of a missed Coastal Carolina field goal, driving 80 yards down the field before Ragas barreled his way through the line for a one-yard score to extend the lead to 14-0.

Louisiana went on to score on its final two drives of the opening half, finding the end zone via a one-yard pass from Lewis to Johnson and adding on another three points following a 21-yard field goal from Stevie Artigue to send the Ragin' Cajuns into the break with a 24-0 advantage.

The momentum continued into the second half when the Ragin' Cajuns marched right down the field on their first possession of the period, capping off an eight-play, 65-yard drive with a 10-yard pass from Lewis to Williams to once again extend the lead.

From there, Louisiana tacked on 17 more points with the help of a 10-yard touchdown reception by Bradley and a 52-yard scoring scamper by Chris Smith and a 28-yard field by Artigue to put the Ragin' Cajuns ahead, 48-0.

Coastal Carolina (4-5, 1-4 SBC) broke the shutout with 3:58 left in the game when Fred Payton hit Sam Denmark for a 44-yard touchdown pass. However, it was not nearly enough as Louisiana earned the 48-7 victory.

	LA	CCU
First Downs	30	14
Rushes - Yards (Net)	36-225	32-103
Passing Yards (Net)	339	133
Passes Comp-Att-Int	30-37	12-23-0
Total Offense Plays - Yards	73-564	55-236
Fumble Returns - Yards	0-0	0-0
Punt Returns - Yards	0-0	0-0
Kickoff Returns - Yards	1-33	1-12
Interception Returns - Yards	0-0	0-0
Punts (Number - Avg.)	0-0	5-202
Fumbles - Lost	0-0	2-1
Penalties - Lost	6-49	4-55
Possession Time	33:26	26:34
Third-Down Conversions	9 of 11	5 of 12
Fourth-Down Conversions	0 of 0	0 of 1
Red-Zone Scores-Chances	7-8	0-1
Sacks By: Number-Yards	2-16	0-0

**Scoring Summary**

**1st Quarter**

11:19 LA - Lewis, Levi 6 yd run (Artigue, Stevie kick), 8-66 3:41  
03:31 LA - Ragas, Trey 1 yd run (Artigue, Stevie kick), 9-80 4:29

**2nd Quarter**

07:17 LA - Johnson, Neal 1 yd pass from Lewis, Levi (Artigue, kick), 12-80 5:35  
00:47 LA - Artigue, Stevie 21 yd field goal, 11-55 4:52

**3rd Quarter**

11:50 LA - Williams, Jalen 10 yd pass from Lewis, Levi (Artigue, Stevie kick), 8-65 2:17  
03:32 LA - Smith, Chris 52 yd run (Artigue, Stevie kick), 1-52 0:13  
03:55 LA - Bradley Ja'Marcus 10 yd pass from Lewis, Levi (Artigue, Stevie kick) 6-67, 2:35

**4th Quarter**

08:22 LA - Artigue, Stevie 28 yd field goal, 13-62 5:32  
03:58 CCU - Denmark, Sam 44 yd pass from Payton, Fred (Biscardi, Massimo kick), 7-75 4:24



GAME 10	1	2	3	4	F
Louisiana	3	14	6	14	37
South Alabama	7	7	7	6	27

November 17 • Ladd-Peebles • Mobile, Ala. • 16,748

**MOBILE, Ala.** – Trailing 7-3 after the first quarter, Louisiana found its offensive rhythm with 34 points over the final three quarters to propel it to a 37-27 victory over South Alabama at Ladd-Peebles Stadium.

With the victory, the Ragin' Cajuns finished the regular season with a perfect 5-0 record away from home, the first time it has accomplished the feat since 1970. The team also improved to 8-2 on the year, its best record through ten games since 1976.

The Ragin' Cajuns waited until the fourth quarter to find the end zone on the ground, but those two touchdowns proved to be historic as the scores improved the team's season total to 34, matching the school record for the most rushing touchdowns in a single season.

Junior Elijah Mitchell led the backs with 117 yards on 17 carries and was the beneficiary of one of those touchdowns, while Trey Ragas added a touchdown of his own and finished the night with 52 yards. Raymond Calais also had a productive outing, carrying the ball 13 times for 77 yards.

Quarterback Levi Lewis became the sixth quarterback in program history to throw for at least 15 touchdowns in a season with two against the Jaguars. Lewis finished the night 16-for-28 for 136 yards and the two scores.

The kicking game was also critical for the Ragin' Cajuns in the victory, which was propelled by Stevie Artigue's 13 points. His three made field goals upped his career total to 46, the most in program history, while he also jumped Alonzo Harris for fourth all-time in scoring in program history with 271 career points.

Defensively, Ferrod Garner showed out with a career-high 10 tackles and a 0.5 sack. Percy Butler added seven tackles in the win, while Joe Dillon and Jacques Boudreaux tallied six stops.

Louisiana opened the scoring on its first drive when Artigue connected on a 22-yard field goal just under six minutes into the game. The lead lasted just three minutes, though, after South Alabama capped a six-play, 71-yard drive with a 20-yard touchdown run to go ahead 7-3.

Three drives later, Louisiana found a nice offensive rhythm before Lewis found a wide-open Johnson in the back of the end zone from nine yards out to put the Ragin' Cajuns ahead, 10-7.

After South Alabama retook the lead on a four-yard touchdown run, the Louisiana offense took advantage of quality field position set up by a Calais 60-yard kickoff return with a one-yard touchdown pass from Lewis to Hunter Bergeron to go back ahead, 17-14, with 7:30 remaining in the first half.

The Jaguars drew first blood in the second half when it caught a bit of luck and fell on a fumble in the end zone to jump ahead, 21-17.

Following two more Artigue field goals that put the Ragin' Cajuns back in front, Mitchell and Ragas both found the end zone in the final period to open up a 37-21 advantage with 4:12 to play in the game.

South Alabama cut the lead to 37-27 when Tra Minter scored from 11 yards out, but that was as close as it got as Louisiana held off the Jaguars in the final 2:48 to clinch the victory in Mobile.

	LA	USA
First Downs	30	23
Rushes - Yards (Net)	45-255	50-352
Passing Yards (Net)	136	116
Passes Comp-Att-Int	16-28	8-15-0
Total Offense Plays - Yards	73-391	65-468
Fumble Returns - Yards	3-1	1-0
Punt Returns - Yards	1-72	0-0
Kickoff Returns - Yards	3-105	5-115
Interception Returns - Yards	0-0	0-0
Punts (Number - Avg.)	3-127	3-120
Fumbles - Lost	1-0	3-1
Penalties - Lost	5-55	7-46
Possession Time	30:02	29:58
Third-Down Conversions	5 of 13	3 of 10
Fourth-Down Conversions	2 of 2	1 of 2
Red-Zone Scores-Chances	6-6	4-5
Sacks By: Number-Yards	2-12	1-8

**Scoring Summary**

**1st Quarter**

09:16 LA - Artigue, Stevie 22 yd field goal, 15-66 5:44  
06:28 US - Carlos Davis 20 yd run (Frankie Onate kic), 6-71 2:48

**2nd Quarter**

14:19 LA Johnson, Neal 9 yd pass from Lewis, Levi (Artigue, Stevie kick), 11-69 4:28  
09:44 USA - Jared Wilson 4 yd run (Frankie Onate kick), 8-75 4:35  
07:30 LA - Bergeron, Hunter 1 yd pass from Lewis, Levi (Artigue, Stevie kick), 6-36 2:14

**3rd Quarter**

09:51 USA - Kawaan Baker 0 yd fumble recovery (Frankie Onate kick), 10-76 5:09  
06:41 LA - Artigue, Stevie 25 yd field goal, 8-59 3:10  
02:44 LA - Artigue, Stevie 20 yd field goal, 4-2 1:40

**4th Quarter**

07:51 LA - Mitchell, Elijah 1 yd run (Artigue, Stevie kick), 17-85 7:12  
04:12 LA - Ragas, Trey 23 yd run (Artigue, Stevie kick), 3-47 1:12  
02:48 USA - Tra Minter 11 yd run (Desmond Trotter pass failed), 4-75 1:24

2019 GAME RECAPS



GAME 11	1	2	3	4	F
Troy	3	0	0	0	3
Louisiana	14	17	19	3	53

November 23 • Cajun Field • Lafayette, La. • 14,262



GAME 12	1	2	3	4	F
ULM	7	7	10	6	30
Louisiana	7	14	7	3	31

November 30 • Cajun Field • Lafayette, La. • 14,227

**LAFAYETTE** – For the second-straight season, the Ragin’ Cajuns will stake claim to the title of Sun Belt West Division Champions after putting together a complete team performance in a 53-3 rout of Troy at Cajun Field on Saturday afternoon.

It was all Louisiana (9-2, 6-1 SBC) from start to finish after it compiled 598 yards of total offense and scored 53 points, the second-highest point total of the season and the most against a conference opponent since scoring 55 against Arkansas State on Oct. 21, 2014.

With the victory, the team clinched its first nine win season since 1976 and its fourth overall in program history, while the six conference wins are the most by the program in the Sun Belt era.

Of the 598 total yards, 344 came on the ground with the help of six different running backs. Chris Smith was responsible for 87 of those yards, the majority coming on an 80-yard touchdown scamper, while Trey Ragas finished the night with 79 yards and two touchdowns, bringing his season total to 11.

The five rushing touchdowns against the Trojans upped the Ragin’ Cajuns’ season total to 39, breaking the school record of 34 set during the 2005 campaign.

Quarterback Levi Lewis once again impressed through the air, finishing the night 21-of-33 for 273 yards and a touchdown. Senior wideout Ja’Marcus Bradley was the beneficiary of 96 of those yards on five receptions and hauled in the team’s lone aerial touchdown.

Louisiana’s defense was stellar once again, holding the Trojans to a season-low three points and extending its streak of holding opponents under 30 points to 10 games. Jacques Boudreaux recorded his fourth double-digit tackle game of the season with 11 on the night, while fellow linebacker Jourdan Quibodeaux notched a career-high eight tackles and was added his first career sack, which resulted in Louisiana’s first safety since Sept. 14, 2014 against Ole Miss.

Placekicker Stevie Artigue also played a pivotal role in the contest, going a perfect 3-for-3 on field goal attempts and 6-for-6 on PATs to tie Brian Mitchell for third on the team’s all-time scoring list with 286 career points.

Bradley got the Ragin’ Cajuns on the board first, hauling in a 12-yard toss from Lewis in the back of the end zone and put Louisiana up 7-0. Following a 30-yard field goal by Troy, which ended up being its only points of the contest, Raymond Calais, Elijah Mitchell and Ragas tallied touchdowns to put the team ahead 28-3 with 8:18 to play in the first half.

Artigue went on to hit a field goal at the end of the first half to put Louisiana ahead 31-3 at the half before coming out and hitting another one early in the third period, extending the lead to 34-3.

Eighteen seconds later, Quibodeaux bulldozed his way into the back field and sacked Troy’s Kaleb Barker in the end zone to tack on two more points for Louisiana before Ragas and Smith each added a rushing score to push the lead to 50-3 with 15 minutes to play in the game.

Artigue scored the only points of the fourth quarter, drilling a 31-yard field goal with 9:50 on the clock to solidify the 53-3 final score.

	TROY	LA
First Downs	22	28
Rushes - Yards (Net)	35-156	37-254
Passing Yards (Net)	203	344
Passes Comp-Att-Int	18-40-2	28-40-0
Total Offense Plays - Yards	75-359	77-598
Fumble Returns - Yards	0-0	1-0
Punt Returns - Yards	0-0	1-(-2)
Kickoff Returns - Yards	4-61	3-38
Interception Returns - Yards	0-0	2-0
Punts (Number - Avg.)	6-263	4-194
Fumbles - Lost	1-1	0-0
Penalties - Lost	6-53	9-58
Possession Time	27:04	32:56
Third-Down Conversions	4 of 13	8 of 15
Fourth-Down Conversions	2 of 3	0 of 0
Red-Zone Scores-Chances	1-3	6-6
Sacks By: Number-Yards	1-17	4-18

**Scoring Summary**

**1st Quarter**

11:41 LA - Bradley, Ja’Marcus 12 yd pass from Lewis, Levi (Artigue, Stevie kick), 10-69 3:19  
03:37 Troy - Sumpter, Tyler 30 yd field goal, 9-45 3:33  
00:55 LA - Calais, Raymond 27 yd run (Artigue, Stevie kick), 6-61 2:42

**2nd Quarter**

11:44 LA - Ragas, Trey 1 yd run (Artigue, Stevie kick), 6-72 2:24  
08:18 LA - Mitchell, Elijah 11 yd run (Artigue, Stevie kick), 6-67 2:48  
00:17 LA - Artigue, Stevie 49 yd field goal, 11-48 1:59

**3rd Quarter**

11:34 LA - Artigue, Stevie 45 yd field goal, 5-18 1:58  
11:16 LA - Quibodeaux, Jourdan safety  
08:26 LA - Ragas, Trey 8 yd run (Artigue, Stevie kick), 7-59 2:50  
05:36 LA - Smith, Chris 80 yd run (Artigue, Stevie kick), 1-80 0:16

**4th Quarter**

09:50 LA - Artigue, Stevie 31 yd field goal, 13-80 7:39

**LAFAYETTE** – For the second-straight season, a missed ULM field goal in the final seconds of the game proved to be the difference as Louisiana held off the Warhawks for a 31-30 victory at Cajun Field on Saturday night.

Louisiana (10-2, 7-1 SBC) eclipsed the double-digit win mark for the first time ever with its 10th victory of the season, while also setting the school record for the most Sun Belt wins with seven.

The Ragin’ Cajuns put together a balanced attack throughout the game, throwing for 270 yards and rushing for 252. Quarterback Levi Lewis accounted for all of the team’s passing yards and finished the night 15-for-23 with three touchdowns, tying a career high.

Raymond Calais and Elijah Mitchell each went over 100 yards against the Warhawks, going for 107 yards and 102 yards, respectively. Calais added his sixth rushing touchdown of the season after an 83-yard scamper in the second quarter, becoming just the second player in program history with three rushes of 80 yards or more in the process.

Senior wideout Ja’Marcus Bradley shined in his final home game at Cajun Field, hauling in four passes for 127 yards and a score, while fellow senior Jarrod Jackson also finished the game with four receptions for 66 yards. Peter LeBlanc and Jamal Bell also notched touchdowns on Saturday night.

On defense, senior linebacker Jacques Boudreaux notched his fifth double-digit tackle game of the season with 12, the first player to accomplish the feat since Justin Anderson in 2013. Lorenzo McCaskill joined Boudreaux in double digits, finishing his night with a career-high 10 stops.

Bralen Trahan was responsible for the games only turnover, bringing in his second interception of the year on the first drive of the game. He finished the night with five tackles.

Trahan provided some early-game heroics on ULM’s opening drive, picking off Caleb Evans on fourth down and setting up his offense on the Warhawk 40. Facing a fourth down, Lewis remained poised and found Bell across the middle to put Louisiana ahead 7-0 early in the game.

ULM responded with 3:03 to play in the first quarter when Caleb Evans rushed in from six-yards out, knotting the game up at seven points apiece.

Lewis once again put Louisiana ahead through the air, capping off a seven-play, 99-yard rush with a 42-yard touchdown pass to Bradley, who coasted into the end zone to put the home team up, 14-7.

After the Warhawks responded with a 47-yard touchdown pass, Calais gave Louisiana a 21-14 lead with 28 seconds before halftime after he exploded through the line and out-ran three defenders for an 83-yard score.

ULM capitalized on good field position following a turnover on downs by Louisiana when Evans hit Jonathan Hodoh for the 40-yard score to knot things up at 21 points apiece.

Louisiana pulled back ahead on the ensuing possession and once again converted on a fourth-down play when Lewis found LeBlanc in the back of the end zone, propelling the Ragin’ Cajuns back into the lead, 28-24.

Following a 23-yard field goal by ULM with five seconds on the clock in the third quarter, the Warhawks took its first lead of the night at 30-28 when Austin Vaughn scored from 11-yards out.

Stevie Artigue gave the Ragin’ Cajuns the lead at 31-30 with 1:21 to play in the game when he drilled a 27-yard field goal.

ULM then put itself in great position at the end of the game, driving the ball 57 yards in 10 plays to set up a 35-yard field goal to win the game. After two Louisiana timeouts to ice the kicker, the ball was finally snapped and the kick sailed wide left to wrap up the historic 31-30 win.

	ULM	LA
First Downs	25	20
Rushes - Yards (Net)	37-240	42-252
Passing Yards (Net)	330	270
Passes Comp-Att-Int	22-37-1	15-23-0
Total Offense Plays - Yards	74-570	65-522
Fumble Returns - Yards	0-0	1-0
Punt Returns - Yards	2-37	2-(-7)
Kickoff Returns - Yards	2-19	3-53
Interception Returns - Yards	0-0	1-54
Punts (Number - Avg.)	4-214	6-252
Fumbles - Lost	1-0	0-0
Penalties - Lost	7-40	8-70
Possession Time	27:46	32:14
Third-Down Conversions	7 of 15	3 of 14
Fourth-Down Conversions	1 of 3	3 of 4
Red-Zone Scores-Chances	3-4	2-3
Sacks By: Number-Yards	2-14	2-9

**Scoring Summary**

**1st Quarter**

10:02 LA - Bell, Jamal 26 yd pass from Lewis, Levi (Artigue, Stevie kick), 4-40 1:19  
03:03 ULM - Evans, Caleb 19 yd run (Porter, Jared kick), 7-62 3:17

**2nd Quarter**

10:41 LA - Bradley, Ja’Marcus 42 yd pass from Lewis, Levi (Artigue, Stevie kick), 7-99 4:03  
02:24 ULM - Pederson, Josh 47 yd pass from Evans, Caleb (Porter, Jared kick), 4-80 1:34  
00:28 LA - Calais, Raymond 83 yd run (Artigue, Stevie kick), 1-83 0:11

**3rd Quarter**

08:17 ULM - Hodoh, Jonathan 40 yd pass from Evans, Caleb (Porter, Jared kick), 5-54 1:38  
05:34 LA - LeBlanc, Peter 2 yd pass from Lewis, Levi (Artigue, Stevie kick), 5-75 2:43  
00:05 ULM - Porter, Jared 23 yd field goal, 12-80 5:29

**4th Quarter**

07:56 ULM - Vaughn, Austin 11 yd run (Porter, Jared kick failed), 8-99 3:21  
01:21 LA - Artigue, Stevie 27 yd field goal, 15-62 6:35

## 2019 Louisiana Football LA Combined Team Statistics (as of Dec 01, 2019) All games

Date	Opponent	Score	Att.	Record:	Overall	Home	Away	Neutral
Aug 31, 2019	MISSISSIPPI STATE	L 28-38	22440	All games	10-2	5-2	5-0	0-0
Sep 07, 2019	LIBERTY	W 35-14	16231	Conference	7-1	3-1	4-0	0-0
Sep 14, 2019	TEXAS SOUTHERN	W 77-6	18183	Non-Conference	3-1	2-1	1-0	0-0
Sep 21, 2019	at Ohio	W 45-25	17416					
* Sep 28, 2019	at Georgia Southern	W 37-24	19220	Team Statistics			LA	OPP
* Oct 09, 2019	#28 APPALACHIAN STATE	L 7-17	21012	FIRST DOWNS			302	254
* Oct 17, 2019	at Arkansas State	W 37-20	19176	Rushing			159	123
* Nov 02, 2019	TEXAS STATE	W 31-3	21063	Passing			128	104
* Nov 07, 2019	at Coastal Carolina	W 48-7	14857	Penalty			15	27
* Nov 16, 2019	at South Alabama	W 37-27	16748	RUSHING YARDAGE			3290	2067
* Nov 23, 2019	TROY	W 53-3	14262	Rushing Attempts			502	457
* Nov 30, 2019	ULM	W 31-30	14227	Average Per Rush			6.6	4.5

Rushing	gp	att	gain	loss	net	avg	td	lg	avg/g
Mitchell, Elijah	12	169	1015	8	1007	6.0	14	44	83.9
Calais, Raymond	12	104	838	20	818	7.9	6	83	68.2
Ragas, Trey	11	104	790	13	777	7.5	11	75	70.6
Smith, Chris	12	32	336	2	334	10.4	4	80	27.8
Wisham, T.J.	12	15	134	1	133	8.9	0	29	11.1
Lewis, Levi	12	54	261	134	127	2.4	3	19	10.6
Johnson, Ashton	12	12	84	1	83	6.9	1	32	6.9
Orphey Jr., Michael	2	3	22	0	22	7.3	1	16	11.0
Fields, Chandler	3	1	4	0	4	4.0	0	4	1.3
Ralston, Nick	12	1	1	0	1	1.0	0	1	0.1
Total	12	502	3487	197	3290	6.6	40	83	274.2
Opponents	12	457	2325	258	2067	4.5	16	66	172.2

Passing	gp	effic	comp-att-int	pct	yds	td	lg	avg/g
Lewis, Levi	12	152.22	200-306-3	65.4	2450	20	74	204.2
Magalei, Jaiave	6	150.41	20-28-0	71.4	224	1	24	37.3
Fields, Chandler	3	144.80	3-3-0	100.0	16	0	9	5.3
TEAM	6	0.00	0-2-0	0.0	0	0	0	0.0
McDowell, Clifton	2	167.20	1-1-0	100.0	8	0	8	4.0
Williams, Jalen	11	234.40	1-1-0	100.0	16	0	16	1.5
Total	12	151.40	225-341-3	66.0	2714	21	74	226.2
Opponents	12	114.05	204-362-10	56.4	2371	9	66	197.6

Receiving	gp	no.	yds	avg	td	lg	avg/g
Bradley, Ja'Marcus	12	48	760	15.8	7	74	63.3
Bell, Jamal	12	31	416	13.4	1	36	34.7
LeBlanc, Peter	12	24	218	9.1	2	53	18.2
Jackson, Jarrod	12	19	320	16.8	0	51	26.7
Williams, Jalen	11	15	200	13.3	1	28	18.2
Ralston, Nick	12	12	84	7.0	4	24	7.0
Gossett, Calif	9	11	80	7.3	0	16	8.9
Johnson, Neal	11	10	89	8.9	2	19	8.1
Mitchell, Elijah	12	9	69	7.7	0	31	5.8
Calais, Raymond	12	8	69	8.6	1	34	5.8
Smith Jr., Brian	7	7	74	10.6	0	16	10.6
Allen, Cassius	9	6	79	13.2	1	24	8.8
Migl, Pearse	12	6	77	12.8	0	22	6.4
Ragas, Trey	11	6	60	10.0	1	19	5.5
Legendre, Brandon	3	4	38	9.5	0	13	12.7
Total	12	225	2714	12.1	21	74	226.2
Opponents	12	204	2371	11.6	9	66	197.6

Field Goals	fg	pct.	01-19	20-29	30-39	40-49	50-99	lg	blk
Artigue, Stevie	13-17	76.5	0-0	9-9	1-3	3-5	0-0	49	0
Almendares, Kenneth	0-1	0.0	0-0	0-0	0-0	0-1	0-0	0	1

Scoring	td	fg	PAT				dxp	saf	pts
			kick	rush	rcv	pass			
Artigue, Stevie	-	13-17	57-58	-	-	-	-	-	96
Mitchell, Elijah	14	-	-	-	-	-	-	-	84
Ragas, Trey	12	-	-	-	-	-	-	-	72
Bradley, Ja'Marcus	7	-	-	-	-	-	-	-	42
Calais, Raymond	7	-	-	-	-	-	-	-	42
Ralston, Nick	4	-	-	-	-	-	-	-	24
Smith, Chris	4	-	-	-	-	-	-	-	24
Lewis, Levi	3	-	-	-	-	-	-	-	18
Johnson, Neal	2	-	-	-	-	-	-	-	12
LeBlanc, Peter	2	-	-	-	-	-	-	-	12
Bergeron, Hunter	1	-	-	-	-	-	-	-	6
Bell, Jamal	1	-	-	-	-	-	-	-	6
Johnson, Ashton	1	-	-	-	-	-	-	-	6
Allen, Cassius	1	-	-	-	-	-	-	-	6
Orphey Jr., Michael	1	-	-	-	-	-	-	-	6
Total	61	13-18	59-61	-	-	-	-	1	466
Opponents	35	14-18	30-31	1-2	-	0-2	-	-	214

Team Statistics	LA	OPP
FIRST DOWNS	302	254
Rushing	159	123
Passing	128	104
Penalty	15	27
RUSHING YARDAGE	3290	2067
Rushing Attempts	502	457
Average Per Rush	6.6	4.5
Average Per Game	274.2	172.2
TDs Rushing	40	16
PASSING YARDAGE	2714	2371
Comp-Att-Int	225-341-3	204-362-10
Average Per Pass	8.0	6.5
Average Per Catch	12.1	11.6
Average Per Game	226.2	197.6
TDs Passing	21	9
TOTAL OFFENSE	6004	4438
Average Per Play	7.1	5.4
Average Per Game	500.3	369.8
KICK RETURNS: #-Yards	31-743	33-580
PUNT RETURNS: #-Yards	25-145	11-77
INT RETURNS: #-Yards	10-102	3-0
FUMBLES-LOST	14-8	13-7
PENALTIES-Yards	84-757	61-504
PUNTS-AVG	38-44.1	60-40.9
TIME OF POSSESSION/Game	30:38	29:47
3RD-DOWN Conversions	67/142	57/162
4TH-DOWN Conversions	8/16	9/22

Interceptions	no.	yds	avg	td	lg
Washington, Asjlin	3	0	0.0	0	0
Trahan, Bralen	2	54	27.0	0	54
Jacquet III, Michael	2	5	2.5	0	5
Greenhouse, Kamar	1	45	45.0	0	45
Pedescleaux, Kam	1	-2	-2.0	0	0
Wilson, Jayrin	1	0	0.0	0	0

Punting	no.	yds	avg	lg	tb	fc	i20	50+	blk
Byrns, Rhys	38	1677	44.1	70	3	13	14	8	0

Punt Returns	no.	yds	avg	td	lg
Garror, Eric	22	127	5.8	0	72
Smith, Chris	2	11	5.5	0	14
Wilson, Jayrin	1	7	7.0	0	7
Total	25	145	5.8	0	72
Opponents	11	77	7.0	0	40

Kick Returns	no.	yds	avg	td	lg
Calais, Raymond	15	459	30.6	0	60
Bradley, Ja'Marcus	9	183	20.3	0	46
Smith, Chris	3	68	22.7	0	30
Migl, Pearse	2	15	7.5	0	8
Garror, Eric	1	10	10.0	0	10
Guidry, Tyler	1	8	8.0	0	8
Total	31	743	24.0	0	60
Opponents	33	580	17.6	0	41

All Purpose	g	rush	rcv	pr	kr	ir	total	avg/g
Calais, Raymond	12	818	69	0	459	0	1346	112.2
Mitchell, Elijah	12	1007	69	0	0	0	1076	89.7
Bradley, Ja'Marc	12	0	760	0	183	0	943	78.6
Ragas, Trey	11	777	60	0	0	0	837	76.1
Smith, Chris	12	334	10	11	68	0	423	35.2
Total	12	3290	2714	145	743	102	6994	582.8
Opponents	12	2067	2371	77	580	0	5095	424.6

Total Offense	g	plays	rush	pass	total	avg/g
Lewis, Levi	12	360	127	2450	2577	214.8
Mitchell, Elijah	12	169	1007	0	1007	83.9
Calais, Raymond	12	104	818	0	818	68.2
Ragas, Trey	11	104	777	0	777	70.6
Smith, Chris	12	32	334	0	334	27.8
Total	12	843	3290	2714	6004	500.3
Opponents	12	819	2067	2371	4438	369.8



2019 Louisiana Football  
 LA Game Results (as of Dec 01, 2019)  
 All games

Date	Opponent	Score	Overall	Conference	Time	Attend
Aug 31, 2019	MISSISSIPPI STATE	L 28-38	0-1	0-0	3:37	22440
Sep 07, 2019	LIBERTY	W 35-14	1-1	0-0	3:17	16231
Sep 14, 2019	TEXAS SOUTHERN	W 77-6	2-1	0-0	2:57	18183
Sep 21, 2019	at Ohio	W 45-25	3-1	0-0	3:38	17416
* Sep 28, 2019	at Georgia Southern	W 37-24	4-1	1-0	2:55	19220
* Oct 09, 2019	#28 APPALACHIAN STATE	L 7-17	4-2	1-1	3:00	21012
* Oct 17, 2019	at Arkansas State	W 37-20	5-2	2-1	3:21	19176
* Nov 02, 2019	TEXAS STATE	W 31-3	6-2	3-1	3:01	21063
* Nov 07, 2019	at Coastal Carolina	W 48-7	7-2	4-1	3:05	14857
* Nov 16, 2019	at South Alabama	W 37-27	8-2	5-1	3.24	16748
* Nov 23, 2019	TROY	W 53-3	9-2	6-1	3:20	14262
* Nov 30, 2019	ULM	W 31-30	10-2	7-1	3:28	14227

2019 Louisiana Football  
LA Overall Team Statistics (as of Dec 01, 2019)  
All games

Team Statistics	LA	OPP
SCORING	466	214
Points Per Game	38.8	17.8
Points Off Turnovers	55	30
FIRST DOWNS	302	254
Rushing	159	123
Passing	128	104
Penalty	15	27
RUSHING YARDAGE	3290	2067
Yards gained rushing	3487	2325
Yards lost rushing	197	258
Rushing Attempts	502	457
Average Per Rush	6.6	4.5
Average Per Game	274.2	172.2
TDs Rushing	40	16
PASSING YARDAGE	2714	2371
Comp-Att-Int	225-341-3	204-362-10
Average Per Pass	8.0	6.5
Average Per Catch	12.1	11.6
Average Per Game	226.2	197.6
TDs Passing	21	9
TOTAL OFFENSE	6004	4438
Total Plays	843	819
Average Per Play	7.1	5.4
Average Per Game	500.3	369.8
KICK RETURNS: #-Yards	31-743	33-580
PUNT RETURNS: #-Yards	25-145	11-77
INT RETURNS: #-Yards	10-102	3-0
KICK RETURN AVERAGE	24.0	17.6
PUNT RETURN AVERAGE	5.8	7.0
INT RETURN AVERAGE	10.2	0.0
FUMBLES-LOST	14-8	13-7
PENALTIES-Yards	84-757	61-504
Average Per Game	63.1	42.0
PUNTS-Yards	38-1677	60-2454
Average Per Punt	44.1	40.9
Net punt average	40.5	37.5
KICKOFFS-Yards	82-4966	51-2974
Average Per Kick	60.6	58.3
Net kick average	42.2	35.4
TIME OF POSSESSION/Game	30:38	29:47
3RD-DOWN Conversions	67/142	57/162
3rd-Down Pct	47%	35%
4TH-DOWN Conversions	8/16	9/22
4th-Down Pct	50%	41%
SACKS BY-Yards	27-176	13-104
MISC YARDS	0	11
TOUCHDOWNS SCORED	61	25
FIELD GOALS-ATTEMPTS	13-18	14-18
ON-SIDE KICKS	0-1	0-1
RED-ZONE SCORES	(53-61) 87%	(25-36) 69%
RED-ZONE TOUCHDOWNS	(42-61) 69%	(18-36) 50%
PAT-ATTEMPTS	(59-61) 97%	(20-21) 95%
ATTENDANCE	127418	87417
Games/Avg Per Game	7/18203	5/17483
Neutral Site Games		0/0

Score by Quarters	1st	2nd	3rd	4th	OT	Total
LA	101	151	116	98	0	466
Opponents	51	60	44	59	0	214

2019 Louisiana Football  
LA Overall Individual Statistics (as of Dec 01, 2019)  
All games

Rushing	gp	att	gain	loss	net	avg	td	lg	avg/g
Mitchell, Elijah	12	169	1015	8	1007	6.0	14	44	83.9
Calais, Raymond	12	104	838	20	818	7.9	6	83	68.2
Ragas, Trey	11	104	790	13	777	7.5	11	75	70.6
Smith, Chris	12	32	336	2	334	10.4	4	80	27.8
Wisham, T.J.	12	15	134	1	133	8.9	0	29	11.1
Lewis, Levi	12	54	261	134	127	2.4	3	19	10.6
Johnson, Ashton	12	12	84	1	83	6.9	1	32	6.9
Orphey Jr., Michael	2	3	22	0	22	7.3	1	16	11.0
Fields, Chandler	3	1	4	0	4	4.0	0	4	1.3
Ralston, Nick	12	1	1	0	1	1.0	0	1	0.1
Magalei, Jaiave	6	2	2	4	-2	-1.0	0	2	-0.3
TEAM	6	5	0	14	-14	-2.8	0	0	-2.3
Total	12	502	3487	197	3290	6.6	40	83	274.2
Opponents	12	457	2325	258	2067	4.5	16	66	172.2

Passing	gp	effic	comp-att-int	pct	yds	td	lg	avg/g
Lewis, Levi	12	152.22	200-306-3	65.4	2450	20	74	204.2
Magalei, Jaiave	6	150.41	20-28-0	71.4	224	1	24	37.3
Fields, Chandler	3	144.80	3-3-0	100.0	16	0	9	5.3
TEAM	6	0.00	0-2-0	0.0	0	0	0	0.0
McDowell, Clifton	2	167.20	1-1-0	100.0	8	0	8	4.0
Williams, Jalen	11	234.40	1-1-0	100.0	16	0	16	1.5
Total	12	151.40	225-341-3	66.0	2714	21	74	226.2
Opponents	12	114.05	204-362-10	56.4	2371	9	66	197.6

Receiving	gp	no.	yds	avg	td	lg	avg/g
Bradley, Ja'Marcus	12	48	760	15.8	7	74	63.3
Bell, Jamal	12	31	416	13.4	1	36	34.7
LeBlanc, Peter	12	24	218	9.1	2	53	18.2
Jackson, Jarrod	12	19	320	16.8	0	51	26.7
Williams, Jalen	11	15	200	13.3	1	28	18.2
Ralston, Nick	12	12	84	7.0	4	24	7.0
Gossett, Calif	9	11	80	7.3	0	16	8.9
Johnson, Neal	11	10	89	8.9	2	19	8.1
Mitchell, Elijah	12	9	69	7.7	0	31	5.8
Calais, Raymond	12	8	69	8.6	1	34	5.8
Smith Jr., Brian	7	7	74	10.6	0	16	10.6
Allen, Cassius	9	6	79	13.2	1	24	8.8
Migl, Pearse	12	6	77	12.8	0	22	6.4
Ragas, Trey	11	6	60	10.0	1	19	5.5
Legendre, Brandon	3	4	38	9.5	0	13	12.7
Bergeron, Hunter	12	3	29	9.7	1	17	2.4
Pauley, Devon	9	2	23	11.5	0	16	2.6
Carter, Kaleb	2	1	11	11.0	0	11	5.5
Smith, Chris	12	1	10	10.0	0	10	0.8
Turner, Chris	1	1	8	8.0	0	8	8.0
Allen, Alex	2	1	0	0.0	0	0	0.0
Total	12	225	2714	12.1	21	74	226.2
Opponents	12	204	2371	11.6	9	66	197.6

Punt Returns	no.	yds	avg	td	lg
Garror, Eric	22	127	5.8	0	72
Smith, Chris	2	11	5.5	0	14
Wilson, Jayrin	1	7	7.0	0	7
Total	25	145	5.8	0	72
Opponents	11	77	7.0	0	40

Interceptions	no.	yds	avg	td	lg
Washington, Asjlin	3	0	0.0	0	0
Jacquet III, Michael	2	5	2.5	0	5
Trahan, Bralen	2	54	27.0	0	54
Wilson, Jayrin	1	0	0.0	0	0
Pedescleaux, Kam	1	-2	-2.0	0	0
Greenhouse, Kamar	1	45	45.0	0	45
Total	10	102	10.2	0	54
Opponents	3	0	0.0	0	0

Kick Returns	no.	yds	avg	td	lg
Calais, Raymond	15	459	30.6	0	60
Bradley, Ja'Marcus	9	183	20.3	0	46
Smith, Chris	3	68	22.7	0	30
Migl, Pearse	2	15	7.5	0	8
Guidry, Tyler	1	8	8.0	0	8
Garror, Eric	1	10	10.0	0	10
Total	31	743	24.0	0	60
Opponents	33	580	17.6	0	41

Fumble Returns	no.	yds	avg	td	lg
Nelson, Ja'Quane	1	2	2.0	0	2
Washington, Asjlin	1	1	1.0	0	1
Total	2	3	1.5	0	2
Opponents	0	0	0.0	0	0

2019 Louisiana Football  
LA Overall Individual Statistics (as of Dec 01, 2019)  
All games

Scoring	td	fg	PAT				dpx	saf	pts
			kick	rush	rcv	pass			
Artigue, Stevie	-	13-17	57-58	-	-	-	-	96	
Mitchell, Elijah	14	-	-	-	-	-	-	84	
Ragas, Trey	12	-	-	-	-	-	-	72	
Bradley, Ja'Marcus	7	-	-	-	-	-	-	42	
Calais, Raymond	7	-	-	-	-	-	-	42	
Ralston, Nick	4	-	-	-	-	-	-	24	
Smith, Chris	4	-	-	-	-	-	-	24	
Lewis, Levi	3	-	-	-	-	-	-	18	
LeBlanc, Peter	2	-	-	-	-	-	-	12	
Johnson, Neal	2	-	-	-	-	-	-	12	
Bell, Jamal	1	-	-	-	-	-	-	6	
Williams, Jalen	1	-	-	-	-	-	-	6	
Bergeron, Hunter	1	-	-	-	-	-	-	6	
Johnson, Ashton	1	-	-	-	-	-	-	6	
Orphey Jr., Michael	1	-	-	-	-	-	-	6	
Allen, Cassius	1	-	-	-	-	-	-	6	
Quibodeaux, Jourdan	-	-	-	-	-	-	1	2	
Almendaras, Kenneth	-	0-1	2-3	-	-	-	-	2	
Total	61	13-18	59-61	-	-	-	1	466	
Opponents	25	14-18	20-21	1-2	-	0-2	-	214	

Total Offense	g	plays	rush	pass	total	avg/g
Lewis, Levi	12	360	127	2450	2577	214.8
Mitchell, Elijah	12	169	1007	0	1007	83.9
Calais, Raymond	12	104	818	0	818	68.2
Ragas, Trey	11	104	777	0	777	70.6
Smith, Chris	12	32	334	0	334	27.8
Magalei, Jaiave	6	30	-2	224	222	37.0
Wisham, T.J.	12	15	133	0	133	11.1
Johnson, Ashton	12	12	83	0	83	6.9
Orphey Jr., Michael	2	3	22	0	22	11.0
Fields, Chandler	3	4	4	16	20	6.7
Williams, Jalen	11	1	0	16	16	1.5
McDowell, Clifton	2	1	0	8	8	4.0
Ralston, Nick	12	1	1	0	1	0.1
TEAM	6	7	-14	0	-14	-2.3
Total	12	843	3290	2714	6004	500.3
Opponents	12	819	2067	2371	4438	369.8

Field Goals	fg	pct.	01-19	20-29	30-39	40-49	50-99	lg	blk
Artigue, Stevie	13-17	76.5	0-0	9-9	1-3	3-5	0-0	49	0
Almendaras, Kenneth	0-1	0.0	0-0	0-0	0-0	0-1	0-0	0	1

FG Sequence	LA	Opponents
Mississippi State	-	27,(37)
Liberty	42,44,38	-
Texas Southern	-	(44),(40)
Ohio	(27),37	(48),(49)
Georgia Southern	(25)	(28),(44),(31)
Appalachian State	42	(40)
Arkansas State	(25)	(25),(46)
Texas State	(46)	(33)
Coastal Carolina	(21),(28)	35
South Alabama	(22),(25),(20)	43
Troy	(49),(45),(31)	(30)
ULM	(27)	(23),35

Punting	no.	yds	avg	lg	tb	fc	i20	50+	blk
Byrns, Rhys	38	1677	44.1	70	3	13	14	8	0
Total	38	1677	44.1	70	3	13	14	8	0
Opponents	60	2454	40.9	75	3	10	16	7	0

Kickoffs	no.	yds	avg	tb	ob	retn	net	ydln
Almendaras, Kenneth	82	4966	60.6	37	1			
Total	82	4966	60.6	37	1	17.6	42.2	22
Opponents	51	2974	58.3	17	2	24.0	35.4	29

Numbers in (parentheses) indicate field goal was made.

2019 Louisiana Football  
 LA Overall Individual Statistics (as of Dec 01, 2019)  
 All games

All Purpose	g	rush	rcv	pr	kr	ir	total	avg/g
Calais, Raymon	12	818	69	0	459	0	1346	112.2
Mitchell, Elijah	12	1007	69	0	0	0	1076	89.7
Bradley, Ja'Marc	12	0	760	0	183	0	943	78.6
Ragas, Trey	11	777	60	0	0	0	837	76.1
Smith, Chris	12	334	10	11	68	0	423	35.2
Bell, Jamal	12	0	416	0	0	0	416	34.7
Jackson, Jarrod	12	0	320	0	0	0	320	26.7
LeBlanc, Peter	12	0	218	0	0	0	218	18.2
Williams, Jalen	11	0	200	0	0	0	200	18.2
Garror, Eric	12	0	0	127	10	0	137	11.4
Wisham, T.J.	12	133	0	0	0	0	133	11.1
Lewis, Levi	12	127	0	0	0	0	127	10.6
Migl, Pearse	12	0	77	0	15	0	92	7.7
Johnson, Neal	11	0	89	0	0	0	89	8.1
Ralston, Nick	12	1	84	0	0	0	85	7.1
Johnson, Ashton	12	83	0	0	0	0	83	6.9
Gossett, Calif	9	0	80	0	0	0	80	8.9
Allen, Cassius	9	0	79	0	0	0	79	8.8
Smith Jr., Brian	7	0	74	0	0	0	74	10.6
Trahan, Bralen	12	0	0	0	0	54	54	4.5
Greenhouse, Ka	10	0	0	0	0	45	45	4.5
Legendre, Brand	3	0	38	0	0	0	38	12.7
Bergeron, Hunte	12	0	29	0	0	0	29	2.4
Pauley, Devon	9	0	23	0	0	0	23	2.6
Orphey Jr., Mich	2	22	0	0	0	0	22	11.0
Carter, Kaleb	2	0	11	0	0	0	11	5.5
Guidry, Tyler	11	0	0	0	8	0	8	0.7
Turner, Chris	1	0	8	0	0	0	8	8.0
Wilson, Jayrin	12	0	0	7	0	0	7	0.6
Jacquet III, Mich	11	0	0	0	0	5	5	0.5
Fields, Chandler	3	4	0	0	0	0	4	1.3
Pedescleaux, Ka	12	0	0	0	0	-2	-2	-0.2
Magalei, Jaiave	6	-2	0	0	0	0	-2	-0.3
TEAM	6	-14	0	0	0	0	-14	-2.3
Total	12	3290	2714	145	743	102	6994	582.8
Opponents	12	2067	2371	77	580	0	5095	424.6

2019 Louisiana Football  
LA Overall Defensive Statistics (as of Dec 01, 2019)  
All games

##	Defensive Leaders	gp	Tackles				tfl/yds	Sacks no-yds	Pass defense			Fumbles		blkd	
			ua	a	tot				int-yds	brup	qbh	rcv-yds	ff	kick	saf
59	Boudreaux, Jacques	12	41	48	89	2.0-5	0.5-0	.	4	3	.	1	.	.	
2M	McCaskill, Lorenzo	11	25	20	45	1.5-2	0.5-1	.	.	1	.	.	.	.	
1S	Butler, Percy	12	36	8	44	1.0-2	.	.	2	.	.	2	.	.	
4Z	Hill, Zi'Yon	10	19	21	40	1.5-11	1.5-11	.	.	3	1-0	.	.	.	
50	Jones, Andre	12	23	15	38	7.0-16	2.0-4	.	1	5	.	1	.	.	
7F	Gardner, Ferrod	11	28	10	38	0.5-3	0.5-3	.	.	3	.	.	.	.	
3	Dillon, Joe	12	23	13	36	7.0-50	5.5-47	.	1	6	.	1	.	.	
1M	Jacquet III, Michael	11	25	10	35	1.5-6	1.0-5	2-5	4	.	.	1	.	.	
2B	Trahan, Bralen	12	15	19	34	1.0-4	.	2-54	2	.	.	.	.	.	
43	Quibodeaux, Jourdan	12	16	16	32	1.0-8	1.0-8	.	1	.	.	.	.	1	
6K	Moncrief, Kris	12	22	10	32	7.5-31	4.0-22	.	.	5	1-0	.	.	.	
3K	Pedescleaux, Kam	12	21	8	29	3.5-20	2.0-15	1--2	5	.	.	.	.	.	
1C	Manac, Chauncey	10	14	13	27	6.0-33	3.5-28	.	.	1	1-0	.	.	.	
1E	Garror, Eric	12	19	8	27	.	.	.	7	.	.	.	.	.	
38	Miller, Terik	12	14	11	25	2.0-8	1.0-6	.	2	.	.	.	.	.	
1H	Higgins, Bennie	12	15	10	25	5.0-20	2.0-11	.	.	1	.	.	1	.	
27	Solomon, Cameron	12	14	9	23	.	.	.	.	.	.	.	.	.	
97	Nelson, Ja'Quane	11	10	12	22	0.5-3	0.5-3	.	.	1	1-2	.	.	.	
25	Wallace, Deuce	12	13	5	18	1.0-1	.	.	1	.	.	.	.	.	
33	Guidry, Tyler	11	9	5	14	2.0-3	.	.	.	.	.	.	.	.	
2J	Johnson, Brenndan	10	7	7	14	.	.	.	1	1	.	.	.	.	
28	Johnson, Ja'len	12	6	6	12	1.5-3	0.5-2	.	1	.	.	.	.	.	
1A	Washington, Asjlin	12	10	1	11	1.0-5	.	3-0	5	.	1-1	.	.	.	
94	Hutchinson, Dalvin	6	4	5	9	.	.	.	1	1	.	.	.	.	
39	Wilson, Jayrin	12	7	2	9	.	.	1-0	3	.	.	.	.	.	
9K	Greenhouse, Kamar	10	8	1	9	.	.	1-45	2	.	.	.	.	.	
34	Cordova, Jordan	10	3	5	8	.	.	.	.	1	.	.	.	.	
8K	Wilkerson, Kendall	12	4	3	7	1.0-10	1.0-10	.	.	4	.	.	.	.	
23	Wisham, T.J.	12	5	1	6	.	.	.	.	.	1-0	.	.	.	
2D	Dorsey, Dajjuane	9	5	.	5	.	.	.	1	.	.	.	.	.	
20	Garner, Mekhi	2	4	1	5	.	.	.	.	.	.	1	.	.	
3B	Bishop, Brandon	9	3	2	5	.	.	.	.	.	.	.	.	.	
93	Mapieu, Masry	10	1	2	3	.	.	.	.	.	.	.	.	.	
2S	Archie, Schdarren	4	3	.	3	.	.	.	.	.	.	.	.	.	
48	Kruchten, Troy	3	1	.	1	.	.	.	.	.	.	.	.	.	
49	Boudreaux, Paul	12	1	.	1	.	.	.	.	.	1-0	.	.	.	
58	Torrence, O'Cyrus	12	1	.	1	.	.	.	.	.	.	.	.	.	
57	Franklin, La'Kamion	1	.	1	1	.	.	.	.	.	.	.	.	.	
8A	Landry, Andre	3	1	.	1	.	.	.	.	.	.	.	.	.	
21	Smith, Chris	12	.	1	1	.	.	.	.	.	.	.	.	.	
45	Almendares, Kenneth	12	1	.	1	.	.	.	.	.	.	.	.	.	
56	Jones, Terrence	2	1	.	1	.	.	.	.	.	.	.	.	.	
22	Ralston, Nick	12	1	.	1	.	.	.	.	.	.	.	.	.	
98	Hayes, Shomari	1	.	1	1	.	.	.	.	.	.	.	.	.	
96	Rollins, Malcolm	4	.	1	1	.	.	.	.	.	.	.	.	.	
Total		12	479	311	790	55-244	27-176	10-102	44	36	7-3	7	1	1	
Opponents		12	506	348	854	41-167	13-104	3-0	30	24	8-0	7	1	.	

2019 Louisiana Football  
LA Team Game-by-Game (as of Dec 01, 2019)  
All games

TEAM STATISTICS

Date	Opponent	Rushing				Receiving				Passing				Kick Returns				Punt Returns				tot off	
		no.	yds	td	lg	no.	yds	td	lg	cmp	att	int	yds	td	lg	no.	yds	td	lg	no.	yds		td
Aug 31	MISSISSIPPI STATE	38	163	3	26	24	267	1	32	24-40-1	267	1	32	6	125	0	30	0	0	0	0	0	430
Sep 07	LIBERTY	46	407	3	75	16	186	2	58	16-25-1	186	2	58	0	0	0	0	3	-29	0	5	593	
Sep 14	TEXAS SOUTHERN	42	440	8	34	22	308	3	53	22-29-0	308	3	53	3	134	0	51	5	41	0	20	748	
Sep 21	at Ohio	46	285	4	33	20	204	2	35	20-30-0	204	2	35	2	30	0	17	4	4	0	3	489	
Sep 28	at Georgia Southern	42	275	4	32	11	165	1	51	11-18-0	165	1	51	0	0	0	0	3	11	0	12	440	
Oct 09	APPALACHIAN STATE	33	123	0	22	13	131	1	21	13-24-0	131	1	21	4	109	0	32	3	26	0	14	254	
Oct 17	at Arkansas State	46	315	5	80	17	181	0	31	17-25-1	181	0	31	4	90	0	47	0	0	0	0	496	
Nov 02	TEXAS STATE	49	296	2	39	13	183	2	34	13-21-0	183	2	34	2	26	0	19	3	29	0	13	479	
Nov 07	at Coastal Carolina	36	225	3	52	30	339	3	31	30-37-0	339	3	31	1	33	0	33	0	0	0	0	564	
Nov 16	at South Alabama	45	255	2	44	16	136	2	26	16-29-0	136	2	26	3	105	0	60	1	72	0	72	391	
Nov 23	TROY	37	254	5	80	28	344	1	34	28-40-0	344	1	34	3	38	0	20	1	-2	0	0	598	
Nov 30	ULM	42	252	1	83	15	270	3	74	15-23-0	270	3	74	3	53	0	27	2	-7	0	0	522	
LA		502	3290	40	83	225	2714	21	74	225-341-3	2714	21	74	31	743	0	60	25	145	0	72	6004	
		457	2067	16	66	204	2371	9	66	204-362-10	2371	9	66	33	580	0	41	11	77	0	40	4438	

Games: 12 • Avg/rush: 6.6 • Avg/catch: 12.1 • Pass effic: 151.40 • KR avg: 24.0 • PR avg: 5.8 • All purpose avg/game: 582.8 • Total offense avg/gm: 500.3

Date	Opponent	Tackles				Sacks	Fumble		Pass Defense			blkd kick	PAT Attempts			off		
		ua	a	total	tfl-yds		no-yds	ff	fr-yds	int-yds	qbh		brup	kick	rush	rcv	saf	t/o
Aug 31	MISSISSIPPI STATE	51	16	67	2.0-7	2.0-7	1	2-0	0-0	1	1	0	4-4	0	0	0	7	28
Sep 07	LIBERTY	40	18	58	4.0-31	3.0-26	0	0-0	1-5	7	4	0	5-5	0	0	0	0	35
Sep 14	TEXAS SOUTHERN	39	14	53	5.0-16	2.0-13	0	0-0	0-0	2	9	0	11-11	0	0	0	0	77
Sep 21	at Ohio	33	26	59	3.0-15	2.0-14	1	2-2	3-43	3	7	0	6-6	0	0	0	21	45
Sep 28	at Georgia Southern	36	32	68	6.0-25	3.0-18	0	0-0	0-0	4	1	0	4-5	0	0	0	0	37
Oct 09	APPALACHIAN STATE	46	32	78	5.0-32	2.0-23	0	0-0	0-0	0	3	0	1-1	0	0	0	0	7
Oct 17	at Arkansas State	55	34	89	7.0-27	3.0-20	0	0-0	1-0	0	1	0	4-5	0	0	0	0	37
Nov 02	TEXAS STATE	37	16	53	6.0-11	0.0-0	0	0-0	2-0	7	4	0	4-4	0	0	0	7	31
Nov 07	at Coastal Carolina	35	14	49	5.0-29	2.0-16	1	1-0	0-0	2	0	0	6-6	0	0	0	7	48
Nov 16	at South Alabama	46	23	69	3.0-14	2.0-12	3	1-1	0-0	2	2	1	4-4	0	0	0	0	37
Nov 23	TROY	36	40	76	5.0-20	4.0-18	1	1-0	2-0	6	8	0	6-6	0	0	1	6	53
Nov 30	ULM	25	46	71	4.0-17	2.0-9	0	0-0	1-54	2	4	0	4-4	0	0	0	7	31
LA		479	311	790	55.0-244	27.0-176	7	7-3	10-102	36	44	1	59-61	0	0	1	55	466
		506	348	854	41.0-167	13.0-104	7	8-0	3-0	24	30	1	20-21	1	0	0	30	214

Date	Opponent	Punting							Field Goals			Kickoffs						
		no.	yds	avg	long	blkd	tb	fc	50+	i20	md-att	long	blkd	no.	yds	avg	tb	ob
Aug 31	MISSISSIPPI STATE	3	133	44.3	46	0	0	0	0	1	0-0	0	0	4	255	63.8	1	0
Sep 07	LIBERTY	1	39	39.0	39	0	0	1	0	0	0-3	0	0	6	351	58.5	3	0
Sep 14	TEXAS SOUTHERN	0	0	0.0	0	0	0	0	0	0	0-0	0	0	12	722	60.2	7	0
Sep 21	at Ohio	6	294	49.0	70	0	0	2	1	2	1-2	27	0	7	456	65.1	4	0
Sep 28	at Georgia Southern	1	34	34.0	34	0	0	1	0	1	1-1	25	0	6	384	64.0	3	1
Oct 09	APPALACHIAN STATE	6	296	49.3	61	0	1	1	4	4	0-1	0	1	2	115	57.5	1	0
Oct 17	at Arkansas State	4	158	39.5	44	0	0	3	0	2	1-1	25	0	7	405	57.9	0	0
Nov 02	TEXAS STATE	4	150	37.5	42	0	0	2	0	1	1-1	46	0	5	325	65.0	3	0
Nov 07	at Coastal Carolina	0	0	0.0	0	0	0	0	0	0	2-2	28	0	9	480	53.3	4	0
Nov 16	at South Alabama	3	127	42.3	44	0	1	1	0	1	3-3	25	0	8	483	60.4	2	0
Nov 23	TROY	4	194	48.5	55	0	0	2	2	1	3-3	49	0	10	626	62.6	6	0
Nov 30	ULM	6	252	42.0	52	0	1	0	1	1	1-1	27	0	6	364	60.7	3	0
LA		38	1677	44.1	70	0	3	13	8	14	13-18	49	1	82	4966	60.6	37	1
		60	2454	40.9	75	0	3	10	7	16	14-18	49	1	51	2974	58.3	17	2

2019 Louisiana Football  
LA Opponent Game-by-Game (as of Dec 01, 2019)  
All games

OPPONENT STATISTICS

Date	Opponent	Rushing				Receiving				Passing				Kick Returns				Punt Returns				tot off
		no.	yds	td	lg	no.	yds	td	lg	cmp	att	int	yds	td	lg	no.	yds	td	lg	no.	yds	
Aug 31	MISSISSIPPI STATE	40	261	3	20	20	236	2	31	20-30-0	236	2	31	3	54	0	22	3	40	0	40	497
Sep 07	LIBERTY	28	142	1	66	22	219	1	26	22-39-1	219	1	26	2	16	0	17	0	0	0	0	361
Sep 14	TEXAS SOUTHERN	27	72	0	8	20	164	0	22	20-41-0	164	0	22	3	50	0	25	0	0	0	0	236
Sep 21	at Ohio	28	103	2	24	18	277	1	49	18-38-3	277	1	49	3	64	0	25	3	-3	0	4	380
Sep 28	at Georgia Southern	56	215	2	21	6	37	0	9	6-12-0	37	0	9	2	29	0	17	0	0	0	0	252
Oct 09	APPALACHIAN STATE	53	196	2	27	11	147	0	47	11-17-0	147	0	47	1	11	0	11	1	-1	0	0	343
Oct 17	at Arkansas State	49	170	0	23	23	303	2	49	23-34-1	303	2	49	5	77	0	24	1	2	0	2	473
Nov 02	TEXAS STATE	22	58	0	13	24	206	0	42	24-36-2	206	0	42	2	72	0	41	1	2	0	2	264
Nov 07	at Coastal Carolina	32	103	0	14	12	133	1	44	12-23-0	133	1	44	1	12	0	12	0	0	0	0	236
Nov 16	at South Alabama	50	351	4	36	8	116	0	53	8-15-0	116	0	53	5	115	0	29	0	0	0	0	467
Nov 23	TROY	35	156	0	19	18	203	0	31	18-40-2	203	0	31	4	61	0	21	0	0	0	0	359
Nov 30	ULM	37	240	2	53	22	330	2	66	22-37-1	330	2	66	2	19	0	12	2	37	0	22	570
Opponents		457	2067	16	66	204	2371	9	66	204-362-10	2371	9	66	33	580	0	41	11	77	0	40	4438
		502	3290	40	83	225	2714	21	74	225-341-3	2714	21	74	31	743	0	60	25	145	0	72	6004

Games: 12 • Avg/rush: 4.5 • Avg/catch: 11.6 • Pass effic: 114.05 • KR avg: 17.6 • PR avg: 7.0 • All purpose avg/game: 424.6 • Total offense avg/gm: 369.8

Date	Opponent	Tackles				Sacks no-yds	Fumble		Pass Defense			blkd kick	PAT Attempts			off		
		ua	a	total	tfl-yds		ff	fr-yds	int-yds	qbh	brup		kick	rush	rcv	saf	t/o	pts
Aug 31	MISSISSIPPI STATE	61	2	63	3.0-9	1.0-5	2	3-0	1-0	0	2	0	5-5	0	0	0	7	38
Sep 07	LIBERTY	48	16	64	6.0-28	2.0-15	2	1-0	1-0	2	3	0	2-2	0	0	0	7	14
Sep 14	TEXAS SOUTHERN	44	26	70	0.0-0	0.0-0	0	0-0	0-0	1	3	0	0-0	0	0	0	0	6
Sep 21	at Ohio	39	54	93	4.0-21	2.0-17	0	1-0	0-0	4	3	0	1-1	0	0	0	6	25
Sep 28	at Georgia Southern	37	20	57	2.0-4	0.0-0	0	2-0	0-0	0	2	0	1-1	1	0	0	10	24
Oct 09	APPALACHIAN STATE	33	34	67	6.0-33	3.0-22	0	0-0	0-0	4	2	1	2-2	0	0	0	0	17
Oct 17	at Arkansas State	54	8	62	1.0-6	1.0-6	1	0-0	1-0	0	4	0	2-2	0	0	0	0	20
Nov 02	TEXAS STATE	38	40	78	3.0-4	0.0-0	1	1-0	0-0	4	1	0	0-0	0	0	0	0	3
Nov 07	at Coastal Carolina	34	44	78	2.0-5	0.0-0	0	0-0	0-0	2	1	0	1-1	0	0	0	0	7
Nov 16	at South Alabama	53	20	73	5.0-15	1.0-8	1	0-0	0-0	6	3	0	3-3	0	0	0	0	27
Nov 23	TROY	32	40	72	4.0-23	1.0-17	0	0-0	0-0	0	3	0	0-0	0	0	0	0	3
Nov 30	ULM	33	44	77	5.0-19	2.0-14	0	0-0	0-0	1	3	0	3-4	0	0	0	0	30
Opponents		506	348	854	41.0-167	13.0-104	7	8-0	3-0	24	30	1	20-21	1	0	0	30	214
		479	311	790	55.0-244	27.0-176	7	7-3	10-102	36	44	1	59-61	0	0	1	55	466

Date	Opponent	Punting							Field Goals			Kickoffs						
		no.	yds	avg	long	blkd	tb	fc	50+	i20	md-att	long	blkd	no.	yds	avg	tb	ob
Aug 31	MISSISSIPPI STATE	2	80	40.0	42	0	0	0	0	2	1-2	37	0	7	400	57.1	1	0
Sep 07	LIBERTY	5	179	35.8	42	0	0	1	0	2	0-0	0	0	3	195	65.0	3	0
Sep 14	TEXAS SOUTHERN	9	294	32.7	45	0	0	0	0	1	2-2	44	0	3	170	56.7	0	0
Sep 21	at Ohio	6	251	41.8	48	0	0	2	0	2	2-2	49	0	6	351	58.5	3	1
Sep 28	at Georgia Southern	3	146	48.7	59	0	0	0	1	1	3-3	44	0	6	390	65.0	6	0
Oct 09	APPALACHIAN STATE	6	246	41.0	51	0	0	0	1	1	1-1	40	0	4	244	61.0	0	0
Oct 17	at Arkansas State	5	246	49.2	75	0	1	1	2	0	2-2	46	0	5	240	48.0	0	0
Nov 02	TEXAS STATE	6	213	35.5	44	0	0	0	0	3	1-1	33	0	2	97	48.5	0	0
Nov 07	at Coastal Carolina	5	202	40.4	44	0	1	2	0	0	0-1	0	0	2	129	64.5	0	1
Nov 16	at South Alabama	3	120	40.0	46	0	0	1	0	1	0-1	0	1	4	239	59.8	1	0
Nov 23	TROY	6	263	43.8	50	0	1	2	1	1	1-1	30	0	3	137	45.7	0	0
Nov 30	ULM	4	214	53.5	72	0	0	1	2	2	1-2	23	0	6	382	63.7	3	0
Opponents		60	2454	40.9	75	0	3	10	7	16	14-18	49	1	51	2974	58.3	17	2
		38	1677	44.1	70	0	3	13	8	14	13-18	49	1	82	4966	60.6	37	1



2019 Louisiana Football  
LA Game Superlatives (as of Dec 01, 2019)  
All games

INDIVIDUAL GAME HIGHS

Rushes	23	Mitchell, Elijah at Arkansas State (Oct 17, 2019)
Yards Rushing	144	Calais, Raymond at Arkansas State (Oct 17, 2019)
TD Rushes	3	Mitchell, Elijah at Ohio (Sep 21, 2019)
Long Rush	83	Calais, Raymond vs ULM (Nov 30, 2019)
Pass attempts	39	Lewis, Levi vs Mississippi State (Aug 31, 2019)
Pass completions	26	Lewis, Levi at Coastal Carolina (Nov 07, 2019)
Yards Passing	296	Lewis, Levi at Coastal Carolina (Nov 07, 2019)
TD Passes	3	Lewis, Levi at Coastal Carolina (Nov 07, 2019)
	3	Lewis, Levi vs ULM (Nov 30, 2019)
Long Pass	74	Lewis, Levi vs ULM (Nov 30, 2019)
Receptions	8	Bell, Jamal vs Mississippi State (Aug 31, 2019)
Yards Receiving	127	Bradley, Ja'Marcus vs ULM (Nov 30, 2019)
TD Receptions	2	Bradley, Ja'Marcus vs Liberty (Sep 07, 2019)
Long Reception	74	Bradley, Ja'Marcus vs ULM (Nov 30, 2019)
Field Goals	3	Artigue, Stevie at South Alabama (Nov 16, 2019)
	3	Artigue, Stevie vs Troy (Nov 23, 2019)
Long Field Goal	49	Artigue, Stevie vs Troy (Nov 23, 2019)
Punts	6	Byrns, Rhys at Ohio (Sep 21, 2019)
	6	Byrns, Rhys vs Appalachian State (Oct 09, 2019)
	6	Byrns, Rhys vs ULM (Nov 30, 2019)
Punting Avg	49.3	Byrns, Rhys vs Appalachian State (Oct 09, 2019)
Long Punt	70	Byrns, Rhys at Ohio (Sep 21, 2019)
Punts inside 20	4	Byrns, Rhys vs Appalachian State (Oct 09, 2019)
Long Punt Return	72	Garror, Eric at South Alabama (Nov 16, 2019)
Long Kickoff Return	60	Calais, Raymond at South Alabama (Nov 16, 2019)
Tackles	12	Boudreaux, Jacques at Georgia Southern (Sep 28, 2019)
	12	Boudreaux, Jacques vs ULM (Nov 30, 2019)
Sacks	2.5	Manac, Chauncey vs Liberty (Sep 07, 2019)
Tackles For Loss	2.5	Manac, Chauncey vs Liberty (Sep 07, 2019)
	2.5	Moncrief, Kris vs Appalachian State (Oct 09, 2019)
	2.5	Manac, Chauncey at Arkansas State (Oct 17, 2019)
Interceptions	1	Jacquet III, Michael vs Liberty (Sep 07, 2019)
	1	Washington, Asjlin at Ohio (Sep 21, 2019)
	1	Pedescleaux, Kam at Ohio (Sep 21, 2019)
	1	Greenhouse, Kamar at Ohio (Sep 21, 2019)
	1	Washington, Asjlin at Arkansas State (Oct 17, 2019)
	1	Jacquet III, Michael vs Texas State (Nov 02, 2019)
	1	Trahan, Bralen vs Texas State (Nov 02, 2019)
	1	Washington, Asjlin vs Troy (Nov 23, 2019)
	1	Wilson, Jayrin vs Troy (Nov 23, 2019)
	1	Trahan, Bralen vs ULM (Nov 30, 2019)

2019 Louisiana Football  
 LA Game Superlatives (as of Dec 01, 2019)  
 All games

TEAM GAME HIGHS

Rushes	49	vs Texas State (Nov 02, 2019)
Yards Rushing	440	vs Texas Southern (Sep 14, 2019)
Yards Per Rush	10.5	vs Texas Southern (Sep 14, 2019)
TD Rushes	8	vs Texas Southern (Sep 14, 2019)
Pass attempts	40	vs Mississippi State (Aug 31, 2019)
	40	vs Troy (Nov 23, 2019)
Pass completions	30	at Coastal Carolina (Nov 07, 2019)
Yards Passing	344	vs Troy (Nov 23, 2019)
Yards Per Pass	11.7	vs ULM (Nov 30, 2019)
TD Passes	3	vs Texas Southern (Sep 14, 2019)
	3	at Coastal Carolina (Nov 07, 2019)
	3	vs ULM (Nov 30, 2019)
Total Plays	78	vs Mississippi State (Aug 31, 2019)
Total Offense	748	vs Texas Southern (Sep 14, 2019)
Yards Per Play	10.5	vs Texas Southern (Sep 14, 2019)
Points	77	vs Texas Southern (Sep 14, 2019)
Sacks By	4	vs Troy (Nov 23, 2019)
First Downs	34	vs Texas Southern (Sep 14, 2019)
Penalties	16	at Ohio (Sep 21, 2019)
Penalty Yards	161	at Ohio (Sep 21, 2019)
Turnovers	4	vs Mississippi State (Aug 31, 2019)
Interceptions By	3	at Ohio (Sep 21, 2019)
Punts	6	at Ohio (Sep 21, 2019)
	6	vs Appalachian State (Oct 09, 2019)
	6	vs ULM (Nov 30, 2019)
Punting Avg	49.3	vs Appalachian State (Oct 09, 2019)
Long Punt	70	at Ohio (Sep 21, 2019)
Punts inside 20	4	vs Appalachian State (Oct 09, 2019)
Long Punt Return	72	at South Alabama (Nov 16, 2019)

2019 Louisiana Football  
LA Game Superlatives (as of Dec 01, 2019)  
All games

OPPONENT INDIVIDUAL GAME HIGHS

Rushes	35	Murray, Marcel, at Arkansas State (Oct 17, 2019)
Yards Rushing	197	Kylin Hill, vs Mississippi State (Aug 31, 2019)
TD Rushes	2	PORTIS, J., at Ohio (Sep 21, 2019)
	2	Thomas, Zac, vs Appalachian State (Oct 09, 2019)
Long Rush	66	HICKSON, F., vs Liberty (Sep 07, 2019)
Pass attempts	38	ROURKE, N., at Ohio (Sep 21, 2019)
Pass completions	24	Vitt, Tyler, vs Texas State (Nov 02, 2019)
Yards Passing	330	Evans, Caleb, vs ULM (Nov 30, 2019)
TD Passes	2	Tommy Stevens, vs Mississippi State (Aug 31, 2019)
	2	Hatcher, Layne, at Arkansas State (Oct 17, 2019)
	2	Evans, Caleb, vs ULM (Nov 30, 2019)
Long Pass	66	Evans, Caleb, vs ULM (Nov 30, 2019)
Receptions	9	Bayless, Omar, at Arkansas State (Oct 17, 2019)
Yards Receiving	150	Bayless, Omar, at Arkansas State (Oct 17, 2019)
TD Receptions	1	Osirus Mitchell, vs Mississippi State (Aug 31, 2019)
	1	Austin Williams, vs Mississippi State (Aug 31, 2019)
	1	STUBBS, DJ, vs Liberty (Sep 07, 2019)
	1	HOOKS, S., at Ohio (Sep 21, 2019)
	1	Merritt, Kirk, at Arkansas State (Oct 17, 2019)
	1	Bowling, B., at Arkansas State (Oct 17, 2019)
	1	Denmark, S., at Coastal Carolina (Nov 07, 2019)
	1	Hodoh, Jonathan, vs ULM (Nov 30, 2019)
	1	Pederson, Josh, vs ULM (Nov 30, 2019)
Long Reception	66	Carter, Perry, vs ULM (Nov 30, 2019)
Field Goals	3	T. Bass, at Georgia Southern (Sep 28, 2019)
Long Field Goal	49	ZERVOS, L., at Ohio (Sep 21, 2019)
Punts	9	RUSSO, Nic, vs Texas Southern (Sep 14, 2019)
Punting Avg	53.5	Porter, Jared, vs ULM (Nov 30, 2019)
Long Punt	75	Grace, Cody, at Arkansas State (Oct 17, 2019)
Punts inside 20	3	O'Kelly, Seamus, vs Texas State (Nov 02, 2019)
Long Punt Return	40	Malik Dear, vs Mississippi State (Aug 31, 2019)
Long Kickoff Return	41	Haydel, Jeremiah, vs Texas State (Nov 02, 2019)
Tackles	15	Jackson, Darreo, at Arkansas State (Oct 17, 2019)
Sacks	1.5	LEMONIER, J., vs Liberty (Sep 07, 2019)
Tackles For Loss	2.5	LEMONIER, J., vs Liberty (Sep 07, 2019)
	2.5	Davis-Gaither, vs Appalachian State (Oct 09, 2019)
Interceptions	1	Cam Dantzler, vs Mississippi State (Aug 31, 2019)
	1	WILSON, B., vs Liberty (Sep 07, 2019)
	1	Smith, Jeremy, at Arkansas State (Oct 17, 2019)

2019 Louisiana Football  
LA Game Superlatives (as of Dec 01, 2019)  
All games

OPPONENT TEAM GAME HIGHS

Rushes	56	at Georgia Southern (Sep 28, 2019)
Yards Rushing	351	at South Alabama (Nov 16, 2019)
Yards Per Rush	7.0	at South Alabama (Nov 16, 2019)
TD Rushes	4	at South Alabama (Nov 16, 2019)
Pass attempts	41	vs Texas Southern (Sep 14, 2019)
Pass completions	24	vs Texas State (Nov 02, 2019)
Yards Passing	330	vs ULM (Nov 30, 2019)
Yards Per Pass	8.9	vs ULM (Nov 30, 2019)
TD Passes	2	vs Mississippi State (Aug 31, 2019)
	2	at Arkansas State (Oct 17, 2019)
	2	vs ULM (Nov 30, 2019)
Total Plays	83	at Arkansas State (Oct 17, 2019)
Total Offense	570	vs ULM (Nov 30, 2019)
Yards Per Play	7.7	vs ULM (Nov 30, 2019)
Points	38	vs Mississippi State (Aug 31, 2019)
Sacks By	3	vs Appalachian State (Oct 09, 2019)
First Downs	29	vs Mississippi State (Aug 31, 2019)
Penalties	9	vs Liberty (Sep 07, 2019)
Penalty Yards	63	at Arkansas State (Oct 17, 2019)
Turnovers	5	at Ohio (Sep 21, 2019)
Interceptions By	1	vs Mississippi State (Aug 31, 2019)
	1	vs Liberty (Sep 07, 2019)
	1	at Arkansas State (Oct 17, 2019)
Punts	9	vs Texas Southern (Sep 14, 2019)
Punting Avg	53.5	vs ULM (Nov 30, 2019)
Long Punt	75	at Arkansas State (Oct 17, 2019)
Punts inside 20	3	vs Texas State (Nov 02, 2019)
Long Punt Return	40	vs Mississippi State (Aug 31, 2019)

2019 Louisiana Football  
LA Red-Zone Results (as of Dec 01, 2019)  
All games

LA Inside Opponent Red-Zone

Date	Opponent	Score	Times In RZ	Times Scored	Total Pts	Rush TDs	Pass TDs	FGs Made	Failed to score inside RZ						
									FGA	Down	Int	Fumb	Half	Game	
Aug 31, 2019	MISSISSIPPI STATE	L 28-38	5	4	28	4	3	1	0	0	0	0	1	0	0
Sep 07, 2019	LIBERTY	W 35-14	5	3	21	3	2	1	0	0	1	0	1	0	0
Sep 14, 2019	TEXAS SOUTHERN	W 77-6	8	7	49	7	5	2	0	0	0	0	0	1	0
Sep 21, 2019	at Ohio	W 45-25	8	7	45	6	4	2	1	1	0	0	0	0	0
Sep 28, 2019	at Georgia Southern	W 37-24	6	6	37	5	4	1	1	0	0	0	0	0	0
Oct 09, 2019	APPALACHIAN STATE	L 7-17	2	1	7	1	0	1	0	0	1	0	0	0	0
Oct 17, 2019	at Arkansas State	W 37-20	4	4	23	3	3	0	1	0	0	0	0	0	0
Nov 02, 2019	TEXAS STATE	W 31-3	0	0	0	0	0	0	0	0	0	0	0	0	0
Nov 07, 2019	at Coastal Carolina	W 48-7	8	7	41	5	2	3	2	0	0	0	0	1	0
Nov 16, 2019	at South Alabama	W 37-27	6	6	30	3	1	2	3	0	0	0	0	0	0
Nov 23, 2019	TROY	W 53-3	6	6	34	4	3	1	2	0	0	0	0	0	0
Nov 30, 2019	ULM	W 31-30	3	2	10	1	0	1	1	0	1	0	0	0	0
Totals			61	53	325	42	27	15	11	1	3	0	2	2	0
53 of 61 (86.9%)															

Opponents Inside LA Red-Zone

Date	Opponent	Score	Times In RZ	Times Scored	Total Pts	Rush TDs	Pass TDs	FGs Made	Failed to score inside RZ						
									FGA	Down	Int	Fumb	Half	Game	
Aug 31, 2019	MISSISSIPPI STATE	L 28-38	6	5	31	4	3	1	1	1	0	0	0	0	0
Sep 07, 2019	LIBERTY	W 35-14	2	1	7	1	0	1	0	0	1	0	0	0	0
Sep 14, 2019	TEXAS SOUTHERN	W 77-6	0	0	0	0	0	0	0	0	0	0	0	0	0
Sep 21, 2019	at Ohio	W 45-25	3	2	12	2	2	0	0	0	0	1	0	0	0
Sep 28, 2019	at Georgia Southern	W 37-24	4	4	21	2	2	0	2	0	0	0	0	0	0
Oct 09, 2019	APPALACHIAN STATE	L 7-17	2	2	14	2	2	0	0	0	0	0	0	0	0
Oct 17, 2019	at Arkansas State	W 37-20	3	2	10	1	0	1	1	0	0	1	0	0	0
Nov 02, 2019	TEXAS STATE	W 31-3	3	1	3	0	0	0	1	0	0	1	0	1	0
Nov 07, 2019	at Coastal Carolina	W 48-7	1	0	0	0	0	0	0	1	0	0	0	0	0
Nov 16, 2019	at South Alabama	W 37-27	5	4	27	4	4	0	0	1	0	0	0	0	0
Nov 23, 2019	TROY	W 53-3	3	1	3	0	0	0	1	0	1	1	0	0	0
Nov 30, 2019	ULM	W 31-30	4	3	16	2	2	0	1	1	0	0	0	0	0
Totals			36	25	144	18	15	3	7	4	2	4	0	1	0
25 of 36 (69.4%)															

2019 Louisiana Football  
LA By-Quarter Statistics (as of Dec 01, 2019)  
All games

3rd-Down Conversions

Date	Opponent	Score	Overall	1st Qtr	2nd Qtr	3rd Qtr	4th Qtr	Overtime
Aug 31, 2019	MISSISSIPPI STATE	L 28-38	4-10 40.0	1-3 33.3	0-1 0.0	0-1 0.0	3-5 60.0	
Sep 07, 2019	LIBERTY	W 35-14	6-12 50.0	2-4 50.0	1-2 50.0	3-4 75.0	0-2 0.0	
Sep 14, 2019	TEXAS SOUTHERN	W 77-6	4-6 66.7	1-1 100.0	1-2 50.0	1-2 50.0	1-1 100.0	
Sep 21, 2019	at Ohio	W 45-25	4-13 30.8	0-3 0.0	2-5 40.0	0-1 0.0	2-4 50.0	
Sep 28, 2019	at Georgia Southern	W 37-24	4-7 57.1	0-1 0.0	3-3 100.0	0-2 0.0	1-1 100.0	
Oct 09, 2019	APPALACHIAN STATE	L 7-17	4-13 30.8	1-4 25.0	2-3 66.7	1-4 25.0	0-2 0.0	
Oct 17, 2019	at Arkansas State	W 37-20	7-12 58.3	1-3 33.3	2-3 66.7	0-2 0.0	4-4 100.0	
Nov 02, 2019	TEXAS STATE	W 31-3	9-15 60.0	2-4 50.0	2-3 66.7	4-4 100.0	1-4 25.0	
Nov 07, 2019	at Coastal Carolina	W 48-7	9-11 81.8	2-2 100.0	3-4 75.0	1-1 100.0	3-4 75.0	
Nov 16, 2019	at South Alabama	W 37-27	5-14 35.7	2-6 33.3	1-2 50.0	1-3 33.3	1-3 33.3	
Nov 23, 2019	TROY	W 53-3	8-15 53.3	3-5 60.0	3-5 60.0	2-3 66.7	0-2 0.0	
Nov 30, 2019	ULM	W 31-30	3-14 21.4	0-3 0.0	0-2 0.0	1-4 25.0	2-5 40.0	
LA			67-142 47.2	15-39 38.5	20-35 57.1	14-31 45.2	18-37 48.6	0-0 0.0
Opponents			57-162 35.2	11-36 30.6	16-48 33.3	18-42 42.9	12-36 33.3	0-0 0.0

4th-Down Conversions

Date	Opponent	Score	Overall	1st Qtr	2nd Qtr	3rd Qtr	4th Qtr	Overtime
Aug 31, 2019	MISSISSIPPI STATE	L 28-38	0-2 0.0	0-1 0.0	0-1 0.0	0-0 0.0	0-0 0.0	
Sep 07, 2019	LIBERTY	W 35-14	1-2 50.0	0-0 0.0	0-0 0.0	1-1 100.0	0-1 0.0	
Sep 14, 2019	TEXAS SOUTHERN	W 77-6	0-0 0.0	0-0 0.0	0-0 0.0	0-0 0.0	0-0 0.0	
Sep 21, 2019	at Ohio	W 45-25	0-1 0.0	0-1 0.0	0-0 0.0	0-0 0.0	0-0 0.0	
Sep 28, 2019	at Georgia Southern	W 37-24	2-2 100.0	0-0 0.0	0-0 0.0	2-2 100.0	0-0 0.0	
Oct 09, 2019	APPALACHIAN STATE	L 7-17	0-2 0.0	0-0 0.0	0-1 0.0	0-0 0.0	0-1 0.0	
Oct 17, 2019	at Arkansas State	W 37-20	0-0 0.0	0-0 0.0	0-0 0.0	0-0 0.0	0-0 0.0	
Nov 02, 2019	TEXAS STATE	W 31-3	0-1 0.0	0-0 0.0	0-1 0.0	0-0 0.0	0-0 0.0	
Nov 07, 2019	at Coastal Carolina	W 48-7	0-0 0.0	0-0 0.0	0-0 0.0	0-0 0.0	0-0 0.0	
Nov 16, 2019	at South Alabama	W 37-27	2-2 100.0	1-1 100.0	0-0 0.0	0-0 0.0	1-1 100.0	
Nov 23, 2019	TROY	W 53-3	0-0 0.0	0-0 0.0	0-0 0.0	0-0 0.0	0-0 0.0	
Nov 30, 2019	ULM	W 31-30	3-4 75.0	1-1 100.0	0-0 0.0	1-2 50.0	1-1 100.0	
LA			8-16 50.0	2-4 50.0	0-3 0.0	4-5 80.0	2-4 50.0	0-0 0.0
Opponents			9-22 40.9	1-3 33.3	1-2 50.0	2-5 40.0	5-12 41.7	0-0 0.0

Time of Possession

Date	Opponent	Score	Overall	1st Qtr	2nd Qtr	3rd Qtr	4th Qtr	Overtime
Aug 31, 2019	MISSISSIPPI STATE	L 28-38	29:16	4:56	7:02	7:01	10:17	
Sep 07, 2019	LIBERTY	W 35-14	30:43	7:53	6:35	7:59	8:16	
Sep 14, 2019	TEXAS SOUTHERN	W 77-6	38:08	7:17	7:27	10:59	12:25	
Sep 21, 2019	at Ohio	W 45-25	32:00	8:50	6:40	6:11	10:19	
Sep 28, 2019	at Georgia Southern	W 37-24	26:04	3:33	9:02	7:11	6:18	
Oct 09, 2019	APPALACHIAN STATE	L 7-17	25:22	7:05	8:19	7:17	2:41	
Oct 17, 2019	at Arkansas State	W 37-20	26:50	7:21	5:32	5:59	7:58	
Nov 02, 2019	TEXAS STATE	W 31-3	30:32	6:50	7:23	9:33	6:46	
Nov 07, 2019	at Coastal Carolina	W 48-7	33:26	8:10	10:41	5:05	9:30	
Nov 16, 2019	at South Alabama	W 37-27	30:02	11:20	4:21	4:53	9:28	
Nov 23, 2019	TROY	W 53-3	32:56	8:19	9:38	7:33	7:26	
Nov 30, 2019	ULM	W 31-30	32:14	5:22	9:46	6:46	10:20	
LA			Total	86:56	92:26	86:27	101:44	0:00
			Avg.	7:14	7:42	7:12	8:28	0:00
Opponents			Total	93:04	87:34	98:33	78:09	0:00
			Avg.	7:45	7:17	8:12	6:30	0:00



2019 Louisiana Football  
LA Games Played (as of Dec 01, 2019)  
All games

##	PLAYER	GP-GS	MSSTAT	LIBERTY	TXSOFB	OHIO	GS	APP	ASU	TXST	CCU	USA	TROY	ULM
2J	Johnson, Brennd	10/-	XXX	...	XXX	XXX	...	XXX	XXX	XXX	XXX	XXX	XXX	XXX
28	Johnson, Ja'len	12/-	XXX	XXX	XXX	XXX	XXX	XXX	XXX	XXX	XXX	XXX	XXX	XXX
87	Johnson, Neal	11/-	XXX	XXX	...	XXX	XXX	XXX	XXX	XXX	XXX	XXX	XXX	XXX
50	Jones, Andre	12/7	XXX	XXX	XXX	XXX	START	START	START	XXX	START	START	START	START
56	Jones, Terrence	2/-	...	...	XXX	...	...	...	...	...	...	...	XXX	...
78	Junkunc, Luke	5/-	...	XXX	XXX	XXX	...	...	...	XXX	...	...	XXX	...
48	Kruchten, Troy	3/-	...	XXX	XXX	...	...	...	...	...	...	...	XXX	...
8A	Landry, Andre	3/-	...	...	...	...	...	...	...	...	...	XXX	XXX	XXX
29	LeBlanc, Peter	12/7	XXX	XXX	XXX	XXX	XXX	START	START	START	START	START	START	START
13	Legendre, Brand	3/-	...	...	XXX	...	...	...	...	XXX	...	...	XXX	...
1	Lewis, Levi	12/12	START	START	START	START	START	START	START	START	START	START	START	START
8	Magalei, Jaiave	6/-	...	XXX	XXX	XXX	...	...	...	...	XXX	...	XXX	XXX
1C	Manac, Chauncey	10/6	START	START	START	START	...	XXX	XXX	START	...	XXX	START	XXX
93	Mapieu, Masry	10/-	XXX	XXX	XXX	XXX	XXX	...	...	XXX	XXX	XXX	XXX	XXX
67	Marks, Ken	1/1	START	...	...	...	...	...	...	...	...	...	...	...
2M	McCaskill, Lore	11/1	XXX	XXX	XXX	...	XXX	XXX	XXX	XXX	XXX	XXX	XXX	START
2A	McDaniel, Amir	1/-	...	...	...	...	...	...	...	...	...	...	...	XXX
10	McDowell, Clift	2/-	...	...	XXX	...	...	...	XXX	...	...	...	...	...
77	McGowen, King	2/-	...	...	XXX	...	...	...	...	...	...	...	XXX	...
1P	Mensah, Patrick	1/-	...	...	XXX	...	...	...	...	...	...	...	...	...
24	Migl, Pearse	12/-	XXX	XXX	XXX	XXX	XXX	XXX	XXX	XXX	XXX	XXX	XXX	XXX
38	Miller, Terik	12/12	START	START	START	START	START	START	START	START	START	START	START	START
15	Mitchell, Elija	12/3	START	START	XXX	XXX	XXX	XXX	START	XXX	XXX	XXX	XXX	XXX
74	Mitchell, Max	12/12	START	START	START	START	START	START	START	START	START	START	START	START
6K	Moncrief, Kris	12/12	START	START	START	START	START	START	START	START	START	START	START	START
97	Nelson, Ja'Quan	11/1	XXX	...	XXX	XXX	XXX	XXX	XXX	XXX	XXX	XXX	XXX	START
79	Newell, Logan	1/-	...	...	XXX	...	...	...	...	...	...	...	...	...
31	Orphey Jr., Mic	2/-	...	...	XXX	...	...	...	...	...	...	...	XXX	...
3G	Paulette, Grant	1/-	XXX	...	...	...	...	...	...	...	...	...	...	...
30	Pauley, Devon	9/-	XXX	XXX	XXX	...	XXX	...	...	XXX	XXX	XXX	XXX	XXX
3K	Pedescleaux, Ka	12/1	XXX	XXX	XXX	XXX	XXX	XXX	XXX	XXX	XXX	START	XXX	XXX
90	Porter, Timaje	4/-	XXX	XXX	XXX	XXX	...	...	...	...	...	...	...	...
43	Quibodeaux, Jou	12/-	XXX	XXX	XXX	XXX	XXX	XXX	XXX	XXX	XXX	XXX	XXX	XXX
9	Ragas, Trey	11/4	XXX	XXX	START	START	START	START	XXX	...	XXX	XXX	XXX	XXX
22	Ralston, Nick	12/12	START	START	START	START	START	START	START	START	START	START	START	START
95	Riley, Andre	1/-	XXX	...	...	...	...	...	...	...	...	...	...	...
66	Robinson, Rico	12/5	XXX	XXX	XXX	XXX	XXX	XXX	XXX	START	START	START	START	START
96	Rollins, Malcol	4/-	...	...	XXX	...	...	...	...	XXX	XXX	...	XXX	...
65	Rubio, Carlos	6/-	XXX	XXX	XXX	XXX	...	...	...	XXX	XXX	...	...	...
7	Smith Jr., Bria	7/1	START	XXX	XXX	XXX	XXX	...	...	...	XXX	...	XXX	...
21	Smith, Chris	12/-	XXX	XXX	XXX	XXX	XXX	XXX	XXX	XXX	XXX	XXX	XXX	XXX
27	Solomon, Camero	12/2	XXX	START	XXX	XXX	XXX	XXX	START	XXX	XXX	XXX	XXX	XXX
62	Thomas, Nathan	1/-	...	...	XXX	...	...	...	...	...	...	...	...	...
58	Torrence, O'Cyr	12/11	XXX	START	START	START	START	START	START	START	START	START	START	START
2B	Trahan, Bralen	12/5	XXX	XXX	START	XXX	START	XXX	XXX	START	XXX	XXX	START	START
85	Turner, Chris	1/-	...	...	XXX	...	...	...	...	...	...	...	...	...
64	Vallot, Shane	12/12	START	START	START	START	START	START	START	START	START	START	START	START
25	Wallace, Deuce	12/5	START	XXX	XXX	START	XXX	START	XXX	XXX	START	XXX	XXX	START



2019 Louisiana Football  
 LA Games Played (as of Dec 01, 2019)  
 All games

##	PLAYER	GP-GS	MSSTAT	LIBERTY	TXSOFB	OHIO	GS	APP	ASU	TXST	CCU	USA	TROY	ULM
1A	Washington, Asj	12/1	XXX	XXX	XXX	XXX	XXX	XXX	XXX	XXX	XXX	START	XXX	XXX
8K	Wilkerson, Kend	12/-	XXX	XXX	XXX	XXX	XXX	XXX	XXX	XXX	XXX	XXX	XXX	XXX
82	Williams, Da'Ro	1/-	...	...	XXX	...	...	...	...	...	...	...	...	...
18	Williams, Jalen	11/1	XXX	XXX	XXX	START	XXX	XXX	XXX	XXX	XXX	...	XXX	XXX
39	Wilson, Jayrin	12/-	XXX	XXX	XXX	XXX	XXX	XXX	XXX	XXX	XXX	XXX	XXX	XXX
23	Wisham, T.J.	12/-	XXX	XXX	XXX	XXX	XXX	XXX	XXX	XXX	XXX	XXX	XXX	XXX
72	Yarbrough, Max	2/-	...	...	XXX	...	...	...	...	...	...	...	XXX	...

2019 Louisiana Football  
 LA Total Tackles Game-by-Game (as of Dec 01, 2019)  
 All games

Total Tackles	UA-A	Total	MSSTAT	LIBERTY	TXSOFB	OHIO	GS	APP	ASU	TXST	CCU	USA	TROY	U
Boudreaux, Jacq LB	41-48	89	5-3	3-1	1-0	2-6	6-6	3-7	7-4	3-0	1-2	4-2	5-6	
McCaskill, Lore LB	25-20	45	2-0	4-1	-	DNP	0-1	2-2	4-3	2-2	2-1	2-0	2-5	
Butler, Percy DB	36-8	44	7-2	3-0	2-0	2-1	1-1	8-1	5-1	1-0	1-0	5-2	1-0	
Hill, Zi'Yon DL	19-21	40	3-2	1-1	1-0	4-2	1-1	2-5	2-5	3-3	2-1	0-1	DNP	
Gardner, Ferrod LB	28-10	38	2-2	2-1	1-1	2-1	5-1	2-0	2-0	2-0	3-1	7-3	-	
Jones, Andre LB	23-15	38	-	0-1	3-2	3-1	4-2	1-0	2-2	2-2	5-2	0-1	2-1	
Dillon, Joe LB	23-13	36	1-0	0-2	1-0	3-3	2-1	3-2	3-1	1-0	1-0	4-2	1-1	
Jacquet III, Mi DB	25-10	35	5-0	4-1	1-0	1-2	1-1	2-0	3-3	4-1	1-0	DNP	2-0	
Trahan, Bralen DB	15-19	34	2-3	1-2	-	1-3	0-2	1-1	2-0	2-1	2-1	2-0	1-2	
Moncrief, Kris LB	22-10	32	3-0	2-0	3-1	-	4-1	2-1	2-1	-	0-1	1-0	2-2	
Quibodeaux, Jou LB	16-16	32	2-1	0-2	3-2	-	1-2	0-2	1-0	1-0	2-1	2-0	4-4	
Pedescleaux, Ka DB	21-8	29	1-0	2-0	1-0	1-0	4-1	1-1	3-0	1-1	2-0	1-0	3-1	
Manac, Chauncey LB	14-13	27	1-0	3-2	0-1	-	DNP	5-2	3-3	1-1	DNP	1-2	0-1	
Garror, Eric DB	19-8	27	2-0	4-0	2-0	2-1	-	4-0	0-1	2-1	2-0	0-2	0-1	
Higgins, Bennie DL	15-10	25	2-0	2-1	-	3-0	1-1	3-1	1-1	2-0	-	1-2	0-1	
Miller, Terik DB	14-11	25	4-1	1-0	1-0	1-1	2-1	2-4	0-2	0-1	1-0	1-1	-	
Solomon, Camero DB	14-9	23	2-1	-	1-1	1-0	2-1	2-1	3-3	-	1-0	-	2-1	
Nelson, Ja'Quan DL	10-12	22	-	DNP	3-0	-	0-1	0-1	1-3	1-0	2-1	2-1	1-4	
Wallace, Deuce DB	13-5	18	-	1-1	2-0	0-1	-	1-0	2-0	1-1	2-0	1-0	1-1	
Guidry, Tyler LB	9-5	14	-	0-1	3-1	1-0	DNP	-	-	1-1	1-0	1-0	2-2	
Johnson, Brennd	7-7	14	-	DNP	1-0	1-2	DNP	-	2-1	-	-	0-1	1-1	
Johnson, Ja'len DB	6-6	12	2-0	1-0	1-0	-	0-1	0-1	-	0-1	1-0	1-2	0-1	
Washington, Asj DB	10-1	11	1-0	1-0	-	2-0	-	-	2-0	-	1-0	2-1	-	
Hutchinson, Dal DL	4-5	9	DNP	0-1	0-1	0-1	1-2	1-0	2-0	DNP	DNP	DNP	DNP	
Greenhouse, Kam DB	8-1	9	1-1	2-0	1-0	2-0	-	DNP	-	1-0	1-0	DNP	-	
Wilson, Jayrin DB	7-2	9	-	-	1-0	1-0	-	-	-	3-0	1-1	1-0	0-1	
Cordova, Jordan LB	3-5	8	-	1-0	2-2	-	0-2	DNP	DNP	-	0-1	-	-	
Wilkerson, Kend DL	4-3	7	-	1-0	1-0	-	-	-	1-0	-	-	1-0	0-1	
Wisham, T.J.	5-1	6	-	-	-	-	1-0	-	-	1-0	0-1	2-0	-	
Dorsey, Daijuan DB	5-0	5	2-0	-	2-0	-	-	-	-	1-0	DNP	DNP	-	
Garner, Mekhi	4-1	5	DNP	DNP	DNP	DNP	DNP	DNP	DNP	DNP	DNP	3-0	1-1	
Bishop, Brandon DB	3-2	5	DNP	DNP	-	0-1	0-1	DNP	1-0	-	-	1-0	1-0	
Archie, Schdarr DB	3-0	3	1-0	DNP	-	DNP	DNP	DNP	DNP	DNP	DNP	DNP	2-0	
Mapieu, Masry DL	1-2	3	-	-	1-1	-	0-1	DNP	DNP	-	-	-	-	
Ralston, Nick	1-0	1	-	-	-	-	-	-	-	-	-	-	-	
Hayes, Shomari DL	0-1	1	DNP	DNP	DNP	DNP	DNP	DNP	DNP	DNP	DNP	DNP	0-1	
Landry, Andre DL	1-0	1	DNP	DNP	DNP	DNP	DNP	DNP	DNP	DNP	DNP	-	1-0	
Kruchten, Troy LB	1-0	1	DNP	1-0	-	DNP	DNP	DNP	DNP	DNP	DNP	DNP	-	
Smith, Chris	0-1	1	-	-	-	-	0-1	-	-	-	-	-	-	
Almendaras, Ken	1-0	1	-	-	-	-	-	-	-	1-0	-	-	-	
Jones, Terrence LB	1-0	1	DNP	DNP	-	DNP	DNP	DNP	DNP	DNP	DNP	DNP	1-0	
Franklin, La'Ka LB	0-1	1	DNP	DNP	0-1	DNP	DNP	DNP	DNP	DNP	DNP	DNP	DNP	
Boudreaux, Paul	1-0	1	-	-	-	-	-	-	1-0	-	-	-	-	
Rollins, Malcol DL	0-1	1	DNP	DNP	-	DNP	DNP	DNP	DNP	-	-	DNP	0-1	
Torrence, O'Cyr	1-0	1	-	-	-	-	-	1-0	-	-	-	-	-	

2019 Louisiana Football  
LA Passing Game-by-Game (as of Dec 01, 2019)  
All games

#1 Lewis, Levi	Comp	Att	Int	Pct	Yards	TD	Long	Sacked	Effic
Mississippi State	24	39	1	61.5	267	1	32	1-5	122.38
Liberty	15	23	1	65.2	179	2	58	2-15	150.59
Texas Southern	10	13	0	76.9	181	2	53	0-0	244.65
Ohio	19	29	0	65.5	188	2	35	2-17	142.73
Georgia Southern	11	18	0	61.1	165	1	51	0-0	156.44
Appalachian State	13	24	0	54.2	131	1	21	3-22	113.77
Arkansas State	17	24	1	70.8	181	0	31	1-6	125.85
Texas State	13	21	0	61.9	183	2	34	0-0	166.53
Coastal Carolina	26	30	0	86.7	296	3	31	0-0	202.55
South Alabama	16	29	0	55.2	136	2	26	1-8	117.32
Troy	21	33	0	63.6	273	1	34	1-17	143.13
ULM	15	23	0	65.2	270	3	74	2-14	206.87
TOTALS	200	306	3	65.4	2450	20	74	13-104	152.22

#8 Magalei, Jaiave	Comp	Att	Int	Pct	Yards	TD	Long	Sacked	Effic
Liberty	1	2	0	50.0	7	0	7	0-0	79.40
Texas Southern	9	13	0	69.2	103	1	22	0-0	161.17
Coastal Carolina	4	7	0	57.1	43	0	16	0-0	108.74
Troy	6	6	0	100.0	71	0	24	0-0	199.40
TOTALS	20	28	0	71.4	224	1	24	0-0	150.41

#16 Fields, Chandle	Comp	Att	Int	Pct	Yards	TD	Long	Sacked	Effic
Texas Southern	2	2	0	100.0	16	0	9	0-0	167.20
Troy	1	1	0	100.0	0	0	0	0-0	100.00
TOTALS	3	3	0	100.0	16	0	9	0-0	144.80

#18 Williams, Jalen	Comp	Att	Int	Pct	Yards	TD	Long	Sacked	Effic
Ohio	1	1	0	100.0	16	0	16	0-0	234.40
TOTALS	1	1	0	100.0	16	0	16	0-0	234.40

#10 McDowell, Clift	Comp	Att	Int	Pct	Yards	TD	Long	Sacked	Effic
Texas Southern	1	1	0	100.0	8	0	8	0-0	167.20
TOTALS	1	1	0	100.0	8	0	8	0-0	167.20

#TM TEAM	Comp	Att	Int	Pct	Yards	TD	Long	Sacked	Effic
Mississippi State	0	1	0	0.0	0	0	0	0-0	0.00
Arkansas State	0	1	0	0.0	0	0	0	0-0	0.00
TOTALS	0	2	0	0.0	0	0	0	0-0	0.00

2019 Louisiana Football  
 LA Rushing/Receiving Game-by-Game (as of Dec 01, 2019)  
 All games

RUSHING	No-Yds/TD	MSSTAT	LIBERTY	TXSOFB	OHIO	GS	APP	ASU	TXST	CCU	USA	TROY	ULM
Mitchell, Elija RB	169-1007/14	14-31/1	15-74/1	7-73/2	17-143/3	14-81/2	13-68/0	23-109/2	13-126/1	10-52/0	17-117/1	7-31/1	19-102/0
Calais, Raymond RB	104-818/6	8-80/0	8-111/0	3-29/2	6-17/0	7-36/0	9-47/0	8-144/2	21-83/0	6-26/0	13-77/0	7-61/1	8-107/1
Ragas, Trey RB	104-777/11	9-63/1	9-129/1	7-96/1	15-129/1	16-131/2	7-24/0	8-26/1	DNP	4-19/1	10-52/1	11-79/2	8-29/0
Smith, Chris RB	32-334/4	-	5-50/0	4-48/1	1-2/0	-	-	1-1/0	7-46/1	8-99/1	1-1/0	5-87/1	-
Wisham, T.J. RB	15-133/0	-	3-18/0	11-105/0	1-10/0	-	-	-	-	-	-	-	-
Lewis, Levi QB	54-127/3	6--10/1	6-25/1	1-5/0	5--5/0	4-27/0	4--16/0	5-36/0	7-40/0	4-13/1	3-7/0	3--10/0	6-15/0
Johnson, Ashton RB	12-83/1	-	-	6-68/1	-	-	-	-	1-1/0	3-14/0	-	2-0/0	-
Orphey Jr., Mic RB	3-22/1	DNP	DNP	1-16/1	DNP	DNP	DNP	DNP	DNP	DNP	DNP	2-6/0	DNP
Fields, Chandle QB	1-4/0	DNP	DNP	1-4/0	DNP	DNP	DNP	DNP	DNP	-	DNP	-	DNP
Ralston, Nick TE	1-1/0	-	-	-	-	-	-	-	-	-	1-1/0	-	-
Magalei, Jaiave QB	2--2/0	DNP	-	1--4/0	-	DNP	DNP	DNP	DNP	1-2/0	DNP	-	-
TEAM	5--14/0	1--1/0	DNP	DNP	1--11/0	1-0/0	DNP	1--1/0	DNP	DNP	-	DNP	1--1/0

RECEIVING	No-Yds/TD	MSSTAT	LIBERTY	TXSOFB	OHIO	GS	APP	ASU	TXST	CCU	USA	TROY	ULM
Bradley, Ja'Mar WR	48-760/7	6-93/0	6-110/2	3-52/0	5-75/1	2-22/1	1-15/0	6-72/0	-	7-71/1	3-27/0	5-96/1	4-127/1
Bell, Jamal WR	31-416/1	8-113/0	3-16/0	2-18/0	5-59/0	3-35/0	1-11/0	-	1-23/0	1-28/0	3-51/0	3-26/0	1-36/1
Jackson, Jarrod WR	19-320/0	-	-	1-31/0	1-5/0	1-51/0	5-68/0	-	-	3-48/0	-	4-51/0	4-66/0
LeBlanc, Peter WR	24-218/2	2-5/0	2-10/0	1-53/1	2-18/0	1-24/0	1-3/0	1-4/0	1-8/0	5-33/0	3-10/0	2-20/0	3-30/1
Williams, Jalen WR	15-200/1	-	1-7/0	1-18/0	2-13/0	-	-	3-39/0	3-50/0	3-36/1	DNP	2-37/0	-
Johnson, Neal TE	10-89/2	-	1-19/0	DNP	-	-	-	2-23/0	1-7/0	1-1/1	3-24/1	2-15/0	-
Ralston, Nick TE	12-84/4	1-11/1	-	-	1-2/1	2-12/0	1-14/1	1-6/0	2-33/1	1-2/0	1-3/0	-	2-1/0
Gossett, Calif WR	11-80/0	-	DNP	DNP	2-8/0	1-16/0	1--2/0	3-33/0	-	2-12/0	DNP	1-3/0	1-10/0
Allen, Cassius WR	6-79/1	DNP	1-9/0	2-16/1	-	-	-	DNP	-	1-16/0	DNP	2-38/0	-
Migl, Pearse TE	6-77/0	-	-	2-27/0	-	-	-	-	2-18/0	1-17/0	-	1-15/0	-
Smith Jr., Bria WR	7-74/0	1-7/0	-	2-23/0	1-16/0	-	DNP	DNP	DNP	2-20/0	DNP	1-8/0	DNP
Mitchell, Elija RB	9-69/0	2-4/0	-	-	-	1-5/0	2-10/0	-	1--1/0	1-31/0	2-20/0	-	-
Calais, Raymond RB	8-69/1	3-15/0	-	1-0/0	-	-	-	-	1-34/1	1-7/0	-	2-13/0	-
Ragas, Trey RB	6-60/1	1-19/0	1-8/0	1-9/1	1-8/0	-	1-12/0	1-4/0	DNP	-	-	-	-
Legendre, Brand WR	4-38/0	DNP	DNP	2-16/0	DNP	DNP	DNP	DNP	-	DNP	DNP	2-22/0	DNP
Bergeron, Hunte TE	3-29/1	-	-	-	-	-	-	-	1-11/0	1-17/0	1-1/1	-	-
Pauley, Devon WR	2-23/0	-	1-7/0	1-16/0	DNP	-	DNP	DNP	-	-	-	-	-
Carter, Kaleb WR	1-11/0	DNP	DNP	1-11/0	DNP	DNP	DNP	DNP	DNP	DNP	DNP	-	DNP
Smith, Chris RB	1-10/0	-	-	1-10/0	-	-	-	-	-	-	-	-	-
Turner, Chris	1-8/0	DNP	DNP	1-8/0	DNP	DNP	DNP	DNP	DNP	DNP	DNP	DNP	DNP
Allen, Alex TE	1-0/0	DNP	DNP	-	DNP	DNP	DNP	DNP	DNP	DNP	DNP	1-0/0	DNP

2019 Louisiana Football  
LA Return Stats Game-by-Game (as of Dec 01, 2019)  
All games

PUNT RETURNS	No-Yds	MSSTAT	LIBERTY	TXSOFB	OHIO	GS	APP	ASU	TXST	CCU	USA	TROY	ULM
Garror, Eric	22-127	-	3--29	3-37	4-4	3-11	2-12	-	3-29	-	1-72	1--2	2--7
Smith, Chris	2-11	-	-	1--3	-	-	1-14	-	-	-	-	-	-
Wilson, Jayrin	1-7	-	-	1-7	-	-	-	-	-	-	-	-	-

KICK RETURNS	No-Yds	MSSTAT	LIBERTY	TXSOFB	OHIO	GS	APP	ASU	TXST	CCU	USA	TROY	ULM
Calais, Raymond	15-459	1-19	-	2-88	-	-	4-109	3-82	1-19	1-33	2-89	-	1-20
Bradley, Ja'Mar	9-183	2-38	-	1-46	2-30	-	-	-	-	-	1-16	1-20	2-33
Smith, Chris	3-68	3-68	-	-	-	-	-	-	-	-	-	-	-
Migl, Pearse	2-15	-	-	-	-	-	-	1-8	1-7	-	-	-	-
Garror, Eric	1-10	-	-	-	-	-	-	-	-	-	-	1-10	-
Guidry, Tyler	1-8	-	-	-	-	DNP	-	-	-	-	-	1-8	-

INT. RETURNS	No-Yds	MSSTAT	LIBERTY	TXSOFB	OHIO	GS	APP	ASU	TXST	CCU	USA	TROY	ULM
Washington, Asj	3-0	-	-	-	1-0	-	-	1-0	-	-	-	1-0	-
Trahan, Bralen	2-54	-	-	-	-	-	-	-	1-0	-	-	-	1-54
Jacquet III, Mi	2-5	-	1-5	-	-	-	-	-	1-0	-	DNP	-	-
Wilson, Jayrin	1-0	-	-	-	-	-	-	-	-	-	-	1-0	-
Pedescleaux, Ka	1--2	-	-	-	1--2	-	-	-	-	-	-	-	-
Greenhouse, Kam	1-45	-	-	-	1-45	-	DNP	-	-	-	DNP	-	-

FUMBLE RETURNS	No-Yds	MSSTAT	LIBERTY	TXSOFB	OHIO	GS	APP	ASU	TXST	CCU	USA	TROY	ULM
Nelson, Ja'Quan	1-2	-	DNP	-	1-2	-	-	-	-	-	-	-	-
Washington, Asj	1-1	-	-	-	-	-	-	-	-	-	1-1	-	-

2019 Louisiana Football  
 LA Sacks Game-by-Game (as of Dec 01, 2019)  
 All games

SACKS	UA-A	Total	MSSTAT	LIBERTY	TXSOFB	OHIO	GS	APP	ASU	TXST	CCU	USA	TROY	U
Dillon, Joe LB	5-1	5.5	-	0.5-3	-	1.0-10	-	1.0-14	1.0-7	-	1.0-8	-	1.0-5	
Moncrief, Kris LB	4-0	4.0	1.0-2	-	-	-	1.0-3	1.0-9	-	-	-	-	-	1
Manac, Chauncey LB	2-3	3.5	-	2.5-23	-	-	DNP	-	-	-	DNP	0.5-3	0.5-2	
Higgins, Bennie DL	2-0	2.0	-	-	-	1.0-4	-	-	1.0-7	-	-	-	-	
Jones, Andre LB	2-0	2.0	-	-	1.0-3	-	-	-	-	-	-	-	1.0-1	
Pedescleaux, Ka DB	2-0	2.0	-	-	-	-	1.0-9	-	-	-	-	1.0-6	-	
Hill, Zi'Yon DL	1-1	1.5	-	-	-	-	-	-	0.5-3	-	1.0-8	-	DNP	D
Miller, Terik DB	1-0	1.0	-	-	-	-	1.0-6	-	-	-	-	-	-	
Quibodeaux, Jou LB	1-0	1.0	-	-	-	-	-	-	-	-	-	-	1.0-8	
Wilkerson, Kend DL	1-0	1.0	-	-	1.0-10	-	-	-	-	-	-	-	-	
Jacquet III, Mi DB	1-0	1.0	1.0-5	-	-	-	-	-	-	-	-	DNP	-	
Gardner, Ferrod LB	0-1	0.5	-	-	-	-	-	-	-	-	-	0.5-3	-	D
McCaskill, Lore LB	0-1	0.5	-	-	-	DNP	-	-	-	-	-	-	-	C
Nelson, Ja'Quan DL	0-1	0.5	-	DNP	-	-	-	-	0.5-3	-	-	-	-	
Boudreaux, Jacq LB	0-1	0.5	-	-	-	-	-	-	-	-	-	-	-	C
Johnson, Ja'len DB	0-1	0.5	-	-	-	-	-	-	-	-	-	-	0.5-2	

2019 Louisiana Football  
 LA Tackle For Loss Game-by-Game (as of Dec 01, 2019)  
 All games

TACKLES FOR LOSS	UA-A	Total	MSSTAT	LIBERTY	TXSOFB	OHIO	GS	APP	ASU	TXST	CCU	USA	TROY	U
Moncrief, Kris LB	7-1	7.5	1.0-2	-	-	-	2.0-6	2.5-13	-	-	-	1.0-2	-	1
Jones, Andre LB	7-0	7.0	-	-	2.0-4	1.0-1	1.0-1	-	-	1.0-5	1.0-4	-	1.0-1	
Dillon, Joe LB	6-2	7.0	-	0.5-3	-	1.0-10	-	1.0-14	2.0-8	-	1.0-8	-	1.0-5	0
Manac, Chauncey LB	4-4	6.0	-	2.5-23	-	-	DNP	-	2.5-5	-	DNP	0.5-3	0.5-2	
Higgins, Bennie DL	5-0	5.0	-	1.0-5	-	1.0-4	-	1.0-3	1.0-7	1.0-1	-	-	-	
Pedescleaux, Ka DB	3-1	3.5	-	-	-	-	1.0-9	-	-	0.5-0	1.0-5	1.0-6	-	
Miller, Terik DB	1-2	2.0	-	-	-	-	1.0-6	-	0.5-1	0.5-1	-	-	-	
Boudreaux, Jacq LB	1-2	2.0	-	-	-	-	1.0-3	0.5-2	-	-	-	-	-	0
Guidry, Tyler LB	2-0	2.0	-	-	-	-	DNP	-	-	1.0-1	-	-	1.0-2	
McCaskill, Lore LB	1-1	1.5	-	-	-	DNP	-	-	-	1.0-1	-	-	-	0
Hill, Zi'Yon DL	1-1	1.5	-	-	-	-	-	-	0.5-3	-	1.0-8	-	DNP	1
Jacquet III, Mi DB	1-1	1.5	1.0-5	-	-	-	-	-	-	-	-	DNP	-	0
Johnson, Ja'len DB	1-1	1.5	-	-	1.0-1	-	-	-	-	-	-	-	0.5-2	
Quibodeaux, Jou LB	1-0	1.0	-	-	-	-	-	-	-	-	-	-	1.0-8	
Trahan, Bralen DB	1-0	1.0	-	-	-	-	-	-	-	-	1.0-4	-	-	
Wilkerson, Kend DL	1-0	1.0	-	-	1.0-10	-	-	-	-	-	-	-	-	
Butler, Percy DB	1-0	1.0	-	-	-	-	-	-	-	1.0-2	-	-	-	
Washington, Asj DB	1-0	1.0	-	-	-	-	-	-	-	-	-	-	-	1
Wallace, Deuce DB	1-0	1.0	-	-	1.0-1	-	-	-	-	-	-	-	-	
Nelson, Ja'Quan DL	0-1	0.5	-	DNP	-	-	-	-	0.5-3	-	-	-	-	
Gardner, Ferrod LB	0-1	0.5	-	-	-	-	-	-	-	-	-	0.5-3	-	1

2019 Louisiana Football  
 LA Fumbles Game-by-Game (as of Dec 01, 2019)  
 All games

FUMBLES	No-Lost	MSSTAT	LIBERTY	TXSOFB	OHIO	GS	APP	ASU	TXST	CCU	USA	TROY	ULM
Lewis, Levi QB	4-2	2-2	-	-	1-0	-	-	1-0	-	-	-	-	-
Garror, Eric	3-2	-	-	-	1-0	2-2	-	-	-	-	-	-	-
Ragas, Trey RB	2-1	1-1	1-0	-	-	-	-	-	DNP	-	-	-	-
Bell, Jamal WR	1-1	-	1-1	-	-	-	-	-	-	-	-	-	-
Williams, Jalen WR	1-1	-	-	-	-	-	-	-	1-1	-	DNP	-	-
Magalei, Jaiave QB	1-0	DNP	-	1-0	-	DNP	DNP	DNP	DNP	-	DNP	-	-
TEAM	1-1	-	DNP	DNP	1-1	-	DNP	-	DNP	DNP	-	DNP	-
Calais, Raymond RB	1-0	-	-	-	-	-	-	-	-	-	1-0	-	-

FUMBLES FORCED	Number	MSSTAT	LIBERTY	TXSOFB	OHIO	GS	APP	ASU	TXST	CCU	USA	TROY	ULM
Butler, Percy	2	-	-	-	-	-	-	-	-	-	2	-	-
Dillon, Joe	1	-	-	-	1	-	-	-	-	-	-	-	-
Jacquet III, Mi	1	1	-	-	-	-	-	-	-	-	DNP	-	-
Jones, Andre	1	-	-	-	-	-	-	-	-	1	-	-	-
Garner, Mekhi	1	DNP	DNP	DNP	DNP	DNP	DNP	DNP	DNP	DNP	1	-	DNP
Boudreaux, Jacq	1	-	-	-	-	-	-	-	-	-	-	1	-

FUMBLES RECOVERED	Number	MSSTAT	LIBERTY	TXSOFB	OHIO	GS	APP	ASU	TXST	CCU	USA	TROY	ULM
Boudreaux, Paul	1	1	-	-	-	-	-	-	-	-	-	-	-
Wisham, T.J. RB	1	-	-	-	1	-	-	-	-	-	-	-	-
Hill, Zi'Yon	1	-	-	-	-	-	-	-	-	1	-	DNP	DNP
Moncrief, Kris	1	-	-	-	-	-	-	-	-	-	-	1	-
Nelson, Ja'Quan	1	-	DNP	-	1	-	-	-	-	-	-	-	-
Washington, Asj	1	-	-	-	-	-	-	-	-	-	1	-	-
Manac, Chauncey	1	1	-	-	-	DNP	-	-	-	DNP	-	-	-